



The
Atchison, Topeka & Santa Fe
Railway System
Time Tables



The
Atchison, Topeka & Santa Fe
Railway System
Time Tables



Corrected to August 15, 1928

Corrected to August 15, 1928

General Index to Folder Contents

Altitudes of principal stations. Page 54
 "At your service" advt. Page 63
 Branch line schedules. Pages 39 to 54 inclusive
 Carlsbad Caverns National Monument advt. Page 25
 Condensed schedules transcontinental trains. Page 8
 Condensed schedules and equipment. Pages 9 to 27 inclusive
 Ferry service note, San Francisco-Oakland Terminal. Page 13
 Grand Canyon advt. Page 61
 Important Meetings. Pages 36, 37 and 44
 Index of stations. Pages 2, 3, 4 and 5
 Indian-detour advt. Page 64
 Information, miscellaneous. Page 64
 Main line schedules, Chicago, Kansas City and California; California, Kansas City and Chicago. Pages 36 to 45 inclusive
 Main line schedules, Chicago, Kansas City and Denver; Denver, Kansas City and Chicago. Table 4
 Main line schedules, Chicago, Kansas City and Tulsa; Tulsa, Kansas City and Chicago. Table 58
 Main line schedules, Newton, Arkansas City, Oklahoma City to Purcell, Fort Worth, Dallas, Houston and Galveston. Tables 80 and 96
 Main line schedules, Galveston, Houston, Dallas, Fort Worth and Purcell to Oklahoma City, Arkansas City and Newton. Tables 96 and 80
 Main line schedules, Albuquerque to El Paso; El Paso to Albuquerque. Table 15

Main line schedules, Williams to Grand Canyon; Grand Canyon to Williams. Table 21
 Main line schedules, Ash Fork to Phoenix; Phoenix to Ash Fork. Table 20
 Maps: Chicago central business district. Page 27
 California. Page 28
 Arizona. Page 29
 Colorado, New Mexico and Panhandle of Texas. Page 30
 Kansas and Oklahoma. Page 34
 Illinois and Missouri. Page 35
 Santa Fe System. Pages 32 and 33
 Texas, Oklahoma and Louisiana. Page 31
 Profile map of the Santa Fe, Chicago to California Page 54
 Transcontinental lines in the Northwest (condensed). Page 35
 Meal service, Santa Fe—Fred Harvey. Page 59
 Officials of passenger department and traffic agencies. Pages 6 and 7
 Parlor Car rates. Page 63
 Platt National Park advt. Page 53
 Railroad connections (foreign lines). Pages 55, 56, 57
 Sleeping Car rates. Pages 62 and 63
 Steamship connections. Page 58
 Summer Excursion fares. Page 60
 "The Chief" advt. Page 9
 Western Union advt. Page 57
 Yosemite National Park advt. Page 39

Index to Stations on the Santa Fe

Stations marked * are located on the line indicated by the table numbers, but are not shown in the table in the folder. Ask agent for schedule.
 Stations before which the prefix Δ appears are located on the Northwestern Pacific R. R.

Table	Table	Table	Table	Table	Table	Table	Table	Table	Table
*Abajo, N. M. 15	Alto, Ariz. 20	Ash Fork, Ariz. 20, 25	Basil, Kans. 49	Blackwell, Okla. 49, 83	Brewster, Colo. 13	Caldwell, Kans. 75	Caldwell, Tex. 92	Caldwell, Tex. 92	Caldwell, Tex. 92
Abbyville, Kans. 8	Alton, Cal. 112	Ash Grove, Kans. 55	Basta, Cal. 29, 31	Blair, Tex. 93, 98	Bricker, Iowa. 1	Calgary, Tex. 106	Calgary, Tex. 106	Calgary, Tex. 106	Calgary, Tex. 106
*Abell, Tex. 89	Alva, Okla. 33	Ash Hill, Cal. 25	Baxter, Colo. 4	Blanchard, N. M. 9	Brilliant, N. M. 8	Calhoun, Tex. 101	Calhoun, Tex. 101	Calhoun, Tex. 101	Calhoun, Tex. 101
Abernathy, Tex. 90	Alvarado, Tex. 97	Ashland, Kans. 81	Bayard, N. M. 101	Blanchard, Okla. 72	Brink, Okla. 33	Calista, Kans. 84	Calista, Kans. 84	Calista, Kans. 84	Calista, Kans. 84
*Abeytas, N. M. 15	Alvin, Tex. 96	Ashton, Kans. 75	Bay City, Tex. 101	Blanco, Cal. 26	Bristol, Colo. 5	Call Jct., Tex. 102	Call Jct., Tex. 102	Call Jct., Tex. 102	Call Jct., Tex. 102
Ablene, Kans. 48, 55	*Amabel, Okla. 68, 71	Asp, Okla. 80	Bay Point, Cal. 32	*Bland Lake, Tex. 102	Britton, Okla. 80	Call Jct., Tex. 102	Call Jct., Tex. 102	Call Jct., Tex. 102	Call Jct., Tex. 102
Able, Colo. 8	*Amargo, Cal. 27	Atchison, Kans. 35, 41	Bazay, Kans. 101	Blanton, Okla. 68	Broadview, Tex. 93	Camden, Mo. 59	Camden, Mo. 59	Camden, Mo. 59	Camden, Mo. 59
Abo, N. M. 33	Amarillo, Tex. 10, 33, 68, 80, 90	Atherton, Mo. 101	Bazine, Kans. 52	Blasingame, Cal. 125	Broncho, N. M. 33	Cameron, Ill. 96	Cameron, Ill. 96	Cameron, Ill. 96	Cameron, Ill. 96
Abra, Ariz. 20	Ambia, Tex. 97	Athos, Ariz. 25	Beach, Tex. 106	Bleakwood, Tex. 106	Brown, Tex. 102	Cameo, N. M. 11	Cameo, N. M. 11	Cameo, N. M. 11	Cameo, N. M. 11
Acaecia, Colo. 4	Amboy, Cal. 25	Atoka, N. M. 85	Beal, Cal. 25	Bledsoe, Tex. 91	Bronx, Tex. 102	Cameron, Ill. 96	Cameron, Ill. 96	Cameron, Ill. 96	Cameron, Ill. 96
Acme, N. M. 85	Amberst, Tex. 93	Atolia, Cal. 116	Beard, Tex. 101	Blodgett, Ill. 1	Brooks, Tex. 102	Cameron, Ill. 96	Cameron, Ill. 96	Cameron, Ill. 96	Cameron, Ill. 96
Acorn, Kans. 81	Amity, Colo. 3	Attica, Kans. 33, 69	Bear, Ariz. 20	Bloom, Colo. 9	Brookside, Colo. 13	Cameron, Ill. 96	Cameron, Ill. 96	Cameron, Ill. 96	Cameron, Ill. 96
Ada, Kans. 56	Anaheim, Cal. 31	Audley, Ariz. 25	Beardsley, Ariz. 20	Blossburg, N. M. 8	Brox, Tex. 102	Cameron, Ill. 96	Cameron, Ill. 96	Cameron, Ill. 96	Cameron, Ill. 96
Adams, Ariz. 72	Anaconda, Ill. 44	Augustus, Tex. 40, 82	Beaumont, Tex. 100, 102	Blue Bell, Ariz. 23	Brown, Tex. 102	Cameron, Ill. 96	Cameron, Ill. 96	Cameron, Ill. 96	Cameron, Ill. 96
Adrian, Kans. 81	Anita, Ariz. 21	Autwain, Okla. 43	Beaver, Kans. 53	Bluewater, N. M. 10	Brownfield, Tex. 88	Cameron, Ill. 96	Cameron, Ill. 96	Cameron, Ill. 96	Cameron, Ill. 96
Agency Mo. 39	Anson, Kans. 81	Avalon, N. M. 85	Bee Creek Jct., Mo. 39	Brown, Tex. 102	Brownwood, Tex. 93, 98, 99	Cameron, Ill. 96	Cameron, Ill. 96	Cameron, Ill. 96	Cameron, Ill. 96
Agra, Cal. 31	Antares, Ariz. 84	Avard, Okla. 33	Beeler, Kans. 52	Brownwood, Tex. 93, 98, 99	Bryman, Cal. 25	Cameron, Ill. 96	Cameron, Ill. 96	Cameron, Ill. 96	Cameron, Ill. 96
Aguadilla, Kans. 68	*Antes, Cal. 39	Avena, Cal. 32	Beethurst, Colo. 5	Bryman, Cal. 25	Buehnanan, N. M. 33	Cameron, Ill. 96	Cameron, Ill. 96	Cameron, Ill. 96	Cameron, Ill. 96
Agudo, N. M. 83	Antioch, Cal. 32	Averoy, Okla. 71	Beverly, Tex. 100	Bucklin, Mo. 33	Buckholts, Tex. 96	Cameron, Ill. 96	Cameron, Ill. 96	Cameron, Ill. 96	Cameron, Ill. 96
Aguila, Ariz. 27	Antioch, Cal. 32	Avocado, Cal. 117	Bellevue, Tex. 100	Buena, Cal. 115	Budde, Okla. 49	Cameron, Ill. 96	Cameron, Ill. 96	Cameron, Ill. 96	Cameron, Ill. 96
Aiken, Tex. 87	Antioch, Cal. 32	Avondale, Colo. 4	Bellevue, Tex. 100	Buenos, Tex. 9	Budde, Okla. 49	Cameron, Ill. 96	Cameron, Ill. 96	Cameron, Ill. 96	Cameron, Ill. 96
Aikman, Kans. 47	Antioch, Cal. 32	Avondale, Colo. 4	Bellevue, Tex. 100	Buena, Cal. 115	Budde, Okla. 49	Cameron, Ill. 96	Cameron, Ill. 96	Cameron, Ill. 96	Cameron, Ill. 96
Ajax, Mo. 39	Antioch, Cal. 32	Avondale, Colo. 4	Bellevue, Tex. 100	Buena, Cal. 115	Budde, Okla. 49	Cameron, Ill. 96	Cameron, Ill. 96	Cameron, Ill. 96	Cameron, Ill. 96
Akron, Kans. 40	Antioch, Cal. 32	Avondale, Colo. 4	Bellevue, Tex. 100	Buena, Cal. 115	Budde, Okla. 49	Cameron, Ill. 96	Cameron, Ill. 96	Cameron, Ill. 96	Cameron, Ill. 96
Alameda, N. M. 9	Antioch, Cal. 32	Avondale, Colo. 4	Bellevue, Tex. 100	Buena, Cal. 115	Budde, Okla. 49	Cameron, Ill. 96	Cameron, Ill. 96	Cameron, Ill. 96	Cameron, Ill. 96
Alamogordo, N. M. 9	Antioch, Cal. 32	Avondale, Colo. 4	Bellevue, Tex. 100	Buena, Cal. 115	Budde, Okla. 49	Cameron, Ill. 96	Cameron, Ill. 96	Cameron, Ill. 96	Cameron, Ill. 96
Alamogordo, N. M. 9	Antioch, Cal. 32	Avondale, Colo. 4	Bellevue, Tex. 100	Buena, Cal. 115	Budde, Okla. 49	Cameron, Ill. 96	Cameron, Ill. 96	Cameron, Ill. 96	Cameron, Ill. 96
Alamogordo, N. M. 9	Antioch, Cal. 32	Avondale, Colo. 4	Bellevue, Tex. 100	Buena, Cal. 115	Budde, Okla. 49	Cameron, Ill. 96	Cameron, Ill. 96	Cameron, Ill. 96	Cameron, Ill. 96
Alamogordo, N. M. 9	Antioch, Cal. 32	Avondale, Colo. 4	Bellevue, Tex. 100	Buena, Cal. 115	Budde, Okla. 49	Cameron, Ill. 96	Cameron, Ill. 96	Cameron, Ill. 96	Cameron, Ill. 96
Alamogordo, N. M. 9	Antioch, Cal. 32	Avondale, Colo. 4	Bellevue, Tex. 100	Buena, Cal. 115	Budde, Okla. 49	Cameron, Ill. 96	Cameron, Ill. 96	Cameron, Ill. 96	Cameron, Ill. 96
Alamogordo, N. M. 9	Antioch, Cal. 32	Avondale, Colo. 4	Bellevue, Tex. 100	Buena, Cal. 115	Budde, Okla. 49	Cameron, Ill. 96	Cameron, Ill. 96	Cameron, Ill. 96	Cameron, Ill. 96
Alamogordo, N. M. 9	Antioch, Cal. 32	Avondale, Colo. 4	Bellevue, Tex. 100	Buena, Cal. 115	Budde, Okla. 49	Cameron, Ill. 96	Cameron, Ill. 96	Cameron, Ill. 96	Cameron, Ill. 96
Alamogordo, N. M. 9	Antioch, Cal. 32	Avondale, Colo. 4	Bellevue, Tex. 100	Buena, Cal. 115	Budde, Okla. 49	Cameron, Ill. 96	Cameron, Ill. 96	Cameron, Ill. 96	Cameron, Ill. 96
Alamogordo, N. M. 9	Antioch, Cal. 32	Avondale, Colo. 4	Bellevue, Tex. 100	Buena, Cal. 115	Budde, Okla. 49	Cameron, Ill. 96	Cameron, Ill. 96	Cameron, Ill. 96	Cameron, Ill. 96
Alamogordo, N. M. 9	Antioch, Cal. 32	Avondale, Colo. 4	Bellevue, Tex. 100	Buena, Cal. 115	Budde, Okla. 49	Cameron, Ill. 96	Cameron, Ill. 96	Cameron, Ill. 96	Cameron, Ill. 96
Alamogordo, N. M. 9	Antioch, Cal. 32	Avondale, Colo. 4	Bellevue, Tex. 100	Buena, Cal. 115	Budde, Okla. 49	Cameron, Ill. 96	Cameron, Ill. 96	Cameron, Ill. 96	Cameron, Ill. 96
Alamogordo, N. M. 9	Antioch, Cal. 32	Avondale, Colo. 4	Bellevue, Tex. 100	Buena, Cal. 115	Budde, Okla. 49	Cameron, Ill. 96	Cameron, Ill. 96	Cameron, Ill. 96	Cameron, Ill. 96
Alamogordo, N. M. 9	Antioch, Cal. 32	Avondale, Colo. 4	Bellevue, Tex. 100	Buena, Cal. 115	Budde, Okla. 49	Cameron, Ill. 96	Cameron, Ill. 96	Cameron, Ill. 96	Cameron, Ill. 96
Alamogordo, N. M. 9	Antioch, Cal. 32	Avondale, Colo. 4	Bellevue, Tex. 100	Buena, Cal. 115	Budde, Okla. 49	Cameron, Ill. 96	Cameron, Ill. 96	Cameron, Ill. 96	Cameron, Ill. 96
Alamogordo, N. M. 9	Antioch, Cal. 32	Avondale, Colo. 4	Bellevue, Tex. 100	Buena, Cal. 115	Budde, Okla. 49	Cameron, Ill. 96	Cameron, Ill. 96	Cameron, Ill. 96	Cameron, Ill. 96
Alamogordo, N. M. 9	Antioch, Cal. 32	Avondale, Colo. 4	Bellevue, Tex. 100	Buena, Cal. 115	Budde, Okla. 49	Cameron, Ill. 96	Cameron, Ill. 96	Cameron, Ill. 96	Cameron, Ill. 96
Alamogordo, N. M. 9	Antioch, Cal. 32	Avondale, Colo. 4	Bellevue, Tex. 100	Buena, Cal. 115	Budde, Okla. 49	Cameron, Ill. 96	Cameron, Ill. 96	Cameron, Ill. 96	Cameron, Ill. 96
Alamogordo, N. M. 9	Antioch, Cal. 32	Avondale, Colo. 4	Bellevue, Tex. 100	Buena, Cal. 115	Budde, Okla. 49	Cameron, Ill. 96	Cameron, Ill. 96	Cameron, Ill. 96	Cameron, Ill. 96
Alamogordo, N. M. 9	Antioch, Cal. 32	Avondale, Colo. 4	Bellevue, Tex. 100	Buena, Cal. 115	Budde, Okla. 49	Cameron, Ill. 96	Cameron, Ill. 96	Cameron, Ill. 96	Cameron, Ill. 96
Alamogordo, N. M. 9	Antioch, Cal. 32	Avondale, Colo. 4	Bellevue, Tex. 100	Buena, Cal. 115	Budde, Okla. 49	Cameron, Ill. 96	Cameron, Ill. 96	Cameron, Ill. 96	Cameron, Ill. 96
Alamogordo, N. M. 9	Antioch, Cal. 32	Avondale, Colo. 4	Bellevue, Tex. 100	Buena, Cal. 115	Budde, Okla. 49	Cameron, Ill. 96	Cameron, Ill. 96	Cameron, Ill. 96	Cameron, Ill. 96
Alamogordo, N. M. 9	Antioch, Cal. 32	Avondale, Colo. 4	Bellevue, Tex. 100	Buena, Cal. 115	Budde, Okla. 49	Cameron, Ill. 96	Cameron, Ill. 96	Cameron, Ill. 96	Cameron, Ill. 96
Alamogordo, N. M. 9	Antioch, Cal. 32	Avondale, Colo. 4	Bellevue, Tex. 100	Buena, Cal. 115	Budde, Okla. 49	Cameron, Ill. 96	Cameron, Ill. 96	Cameron, Ill. 96	Cameron, Ill. 96
Alamogordo, N. M. 9	Antioch, Cal. 32	Avondale, Colo. 4	Bellevue, Tex. 100	Buena, Cal. 115	Budde, Okla. 49	Cameron, Ill. 96	Cameron, Ill. 96	Cameron, Ill. 96	Cameron, Ill. 96
Alamogordo, N. M. 9	Antioch, Cal. 32	Avondale, Colo. 4	Bellevue, Tex. 100	Buena, Cal. 115	Budde, Okla. 49	Cameron, Ill. 96	Cameron, Ill. 96	Cameron, Ill. 96	Cameron, Ill. 96
Alamogordo, N. M. 9	Antioch, Cal. 32	Avondale, Colo. 4	Bellevue, Tex. 100	Buena, Cal. 115	Budde, Okla. 49	Cameron, Ill. 96	Cameron, Ill. 96	Cameron, Ill. 96	Cameron, Ill. 96
Alamogordo, N. M. 9	Antioch, Cal. 32	Avondale, Colo. 4	Bellevue, Tex. 100	Buena, Cal. 115	Budde, Okla. 49	Cameron, Ill. 96	Cameron, Ill. 96	Cameron, Ill. 96	Cameron, Ill. 96
Alamogordo, N. M. 9	Antioch, Cal. 32	Avondale, Colo. 4	Bellevue, Tex. 100	Buena, Cal. 115	Budde, Okla. 49	Cameron, Ill. 96	Cameron, Ill. 96	Cameron, Ill. 96	Cameron, Ill. 96
Alamogordo, N. M. 9	Antioch, Cal. 32	Avondale, Colo. 4	Bellevue, Tex. 100	Buena, Cal. 115	Budde, Okla. 49	Cameron, Ill. 96	Cameron, Ill. 96	Cameron, Ill. 96	Cameron, Ill. 96
Alamogordo, N. M. 9	Antioch, Cal. 32	Avondale, Colo. 4	Bellevue, Tex. 100	Buena, Cal. 115	Budde, Okla. 49	Cameron, Ill. 96	Cameron, Ill. 96	Cameron, Ill. 96	Cameron, Ill. 96
Alamogordo, N. M. 9	Antioch, Cal. 32	Avondale, Colo. 4	Bellevue, Tex. 100	Buena, Cal. 115	Budde, Okla. 49	Cameron, Ill. 96	Cameron, Ill. 96	Cameron, Ill. 96	Cameron, Ill. 96
Alamogordo, N. M. 9	Antioch, Cal. 32	Avondale, Colo. 4	Bellevue, Tex. 100	Buena, Cal. 115	Budde, Okla. 49	Cameron, Ill. 96	Cameron, Ill. 96	Cameron, Ill. 96	Cameron, Ill. 96
Alamogordo, N. M. 9	Antioch, Cal. 32	Avondale, Colo. 4	Bellevue, Tex. 100	Buena, Cal. 115	Budde, Okla. 49	Cameron, Ill. 96	Cameron, Ill. 96	Cameron, Ill. 96	Cameron, Ill. . . .

Index to Stations on the Santa Fe—Continued

Stations marked * are located on the line indicated by the table numbers, but are not shown in the table in the folder. Ask agent for schedule. Stations before which the prefix Δ appears are located on the Northwestern Pacific R. R.

Table listing station names and table numbers for the Santa Fe line, including entries like Husted, Colo., Kinsley, Kans., and various locations in Kansas and Oklahoma.

Index to Stations on the Santa Fe—Concluded

Stations marked * are located on the line indicated by the table numbers, but are not shown in the table in the folder. Ask agent for schedule. Stations before which the prefix Δ appears are located on the Northwestern Pacific R. R.

Table listing station names and table numbers for the Santa Fe line, including entries like Pos, N. M., Pomeroy, Tex., and various locations in Kansas, Oklahoma, and Colorado.

PASSENGER DEPARTMENT OFFICIALS

CHICAGO W. J. BLACK, Passenger Traffic Manager, A. T. & S. F. Ry. System.
 Ry. Ex. Bldg.
 80 E. Jackson St.
 A. P. MORISON, Asst. Passenger Traffic Manager, A. T. & S. F. Ry.
 B. M. BUKEY, Asst. General Passenger Agent, A. T. & S. F. Ry.
 W. H. SIMPSON, Asst. General Passenger Agent, A. T. & S. F. Ry. Sys.
 C. J. BIRCHFIELD, Asst. General Adv. Agent, A. T. & S. F. Ry. Sys.
 J. BRINKER, Express and Mail Traffic Manager, A. T. & S. F. Ry. Sys.
 C. L. SEAGRAVES, General Colonization Agent, A. T. & S. F. Ry. Sys.
 T. A. WOLCOTT, General Traveling Agent, A. T. & S. F. Ry. System.
 H. E. HUGHES, Trav. Agent, A. T. & S. F. Ry. Sys. (Albuquerque, N. M.).
 W. B. OWEN, Traveling Passenger Agent, A. T. & S. F. Ry. System.
 LOS ANGELES JAS. B. DUFFY, General Passenger Agent, A. T. & S. F. Ry.—Coast Lines.
 Kerckhoff Bldg.
 6th and Main Sts.
 H. ISAACS, Asst. Gen. Baggage Agent, A. T. & S. F. Ry.—Coast Lines.
 SAN FRANCISCO L. R. EVERETT, Asst. Gen. Pass'r Agent, A. T. & S. F. Ry.—Coast Lines.
 601 Market St.
 Grant Bldg.
 114 Sansome St.
 J. R. HAYDEN, Asst. Traffic Manager, A. T. & S. F. Ry. System.

TOPEKA, Kan. J. M. CONNELL, General Passenger Agent, A. T. & S. F. Ry.
 A. T. & S. F.
 Gen. Office Bldg.
 R. S. GORDON, Gen. Baggage Agent, A. T. & S. F. Ry. System.
 M. C. BURTON, Gen. Industrial Agent, A. T. & S. F. Ry.
 J. F. JARRELL, Mgr. Agric. Development Dept., A. T. & S. F. Ry.
 GALVESTON, Tex. EDWIN F. ADAMS, General Passenger Agent, G. C. & S. F. Ry.
 Gen. Office Bldg.
 R. L. WHEAT, Asst. Gen. Passenger Agent, G. C. & S. F. Ry.
 E. B. MELTON, Gen. Trav. Pass. Agent (Ft. Worth, Tex.).
 J. B. MOORE, Gen. Baggage, Exp. and Mail Agent, G. C. & S. F. Ry.
 AMARILLO, Tex. T. B. GALLAHER, General Passenger Agent, P. & S. F. Ry.
 Gen. Office Bldg.
 PHOENIX, Ariz. CHARLES P. WALSH, General Baggage Agent, P. & S. F. Ry.
 F. L. HANNA, Asst. Gen. Frt. and Pass'r Agent, A. T. & S. F. Ry.—
 102 N. Central Ave
 Coast Lines.

SANTA FE TRAFFIC AGENCIES

ALBUQUERQUE, N. M. W. A. CAMERON, Trav. Frt. & Pass'r Agt.
 R. W. HOYT, Agent.
 ALHAMBRA, CALIF., 182 W. Main St. C. IRBY, Passenger Agent.
 Phone Alhambra 3854
 AMARILLO, TEXAS, W. E. GOODLOE, Div. Frt. & Pass'r Agent.
 P. N. MONTGOMERY, T. F. & P. A.
 E. A. TUSHA, Trav. Frt. & Pass'r Agent.
 W. H. McEACHERN, T. F. & P. A.
 E. R. BRAME, City Ticket Agent.
 FREDERICK L. CONDIT, Div. Frt. Agent.
 J. S. ROSE, General Agent.
 R. H. NORTON, Trav. Passenger Agent.
 R. W. DIFFENDERFER, Trav. Pass'r Agt.
 W. R. WHITE, Agent.
 CHAS. L. HENRY, Trav. Pass'r Agent.
 O. A. ERNEST, Div. Frt. and Pass'r Agent.
 W. F. OXFORD, City Passenger Agent.
 W. J. CLENDENIN, City Passenger Agent.
 S. B. ST. JOHN, General Agent.
 S. CARLSON, District Passenger Agent.
 H. M. NICHOLAS, City Pass'r Agent.
 R. T. ANDERSON, Trav. Frt. and Pass'r Agt.
 M. H. GAGE, Traveling Agent.
 D. L. THORNBURY, Traveling Agent.
 T. O. LACROIX, Traveling Agent.
 W. J. CURTIS, General Agent.
 H. J. HOUSEMAN, City Passenger Agent.
 R. F. McILROY, Traveling Passenger Agent.
 JAS. R. MORIARTY, Div. Pass'r Agent.
 C. C. GARVEY, City Ticket Agent.
 C. C. THOMPSON, City Passenger Agent.
 A. C. DEVLIN, City Passenger Agent.
 R. R. RICKSON, City Passenger Agent.
 C. E. GRAHAM, Traveling Passenger Agent.
 JOHN P. McNALLY, Depot Passenger Agent.
 J. H. SULLIVAN, Depot Passenger Agent.
 J. F. THOMPSON, Division Freight Agent.
 F. G. BURNETT, General Agent.
 HARRY RENTROP, City Passenger Agent.
 L. C. WOOLSEY, Trav. Pass'r Agent.
 GRANT WYRICK, General Agent.
 P. PALMATEER, District Pass'r Agent.
 A. H. BUTTERWORTH, City Pass'r Agent.
 W. G. GUSSE, Traveling Passenger Agent.
 H. W. DONALDSON, Div. Frt. and Pass'r Agt.
 R. H. MILLER, City Passenger Agent.
 ALLEN C. ATER, Division Pass'r Agent.
 J. H. KUCERA, City Ticket Agent.
 C. S. RILEY, Division Freight Agent.
 W. S. BURDICK, Division Pass'r Agent.
 W. H. DUKE, City Passenger Agent.
 N. F. JOHNSON, Traveling Pass'r Agent.
 A. A. OTT, Traveling Passenger Agent.
 F. W. MYERS, Division Freight Agent.
 J. C. BATHAM, General Agent.
 A. F. IVIS, Traveling Passenger Agent.
 C. S. STEVENS, Traveling Passenger Agent.
 F. T. HENDRY, General Agent.
 G. G. ROBERTSON, Trav. Pass'r Agent.
 R. E. NEAL, Traveling Pass'r Agent.
 CLAUDE A. STROUP, City Pass'r Agent.
 W. R. BROWN, Div. Frt. and Pass'r Agent.
 J. S. MORRISON, City Passenger Agent.
 G. S. STRANGE, City Frt. and Pass'r Agt.
 E. C. DONOHUE, Trav. Passenger Agent.
 H. R. TEASDALE, Division Freight Agent.
 T. P. FENELON, Division Pass'r Agent.
 ROY SCHELL, City Passenger Agent.
 J. P. WRIGHT, City Ticket Agent.
 BEACHER F. HYDE, Trav. Passenger Agent.
 S. G. DICKERSON, Division Freight Agent.
 F. E. SHELLBERGER, Div. Pass'r Agent.
 W. J. SHIELDS, Trav. Passenger Agent.
 N. H. ASP, Div. Freight Agent.
 GALVESTON, TEXAS, 411 Twenty-Second St. M. NAUMANN, Division Pass'r Agent.
 Phone Santa Fe 5400
 STANLEY B. MARKES, Div. Freight Agent.
 GLENDALE, CALIF., 119 East Broadway L. O. KENNEDY, Passenger Agent.
 HIGHLAND PARK, CALIF., Santa Fe Station W. L. MORRIS, Ticket Agent.
 HOLLYWOOD, CALIF., 6405 Hollywood Blvd G. N. KOEPEL, City Passenger Agent.
 Phone Granite 4104
 HUTCHINSON, KAN. CLARK DAVIS, Division Freight Agent.

HOUSTON, TEXAS, 904 Texas Ave. J. R. GREENHILL, Division Pass'r Agent.
 Phone Fairfax 7321—(Passenger).
 Phone Fairfax 7323 and 7324—(Freight).
 INDIANAPOLIS, IND., Phone Riley 3077 E. P. FISHER, General Agent.
 EMMETT C. MICHAELS, Trav. Pass'r Agt.
 INGLEWOOD, CALIF., 111 So. Market St. R. McLANE, Agent, Phone 64
 JOPLIN, MO., 706-707 Joplin Nat. Bank Bldg. K' F. BURNETT, Division Freight Agent.
 KANSAS CITY, MO., 719 Walnut St. GEO. W. HAGENBUCH, Div. Pass'r Agent.
 Phone Main 7340
 R. E. CUTTELL, Passenger Agent.
 JOHN H. WALLENSTROM, City Pass'r Agt.
 C. J. KISTLER, City Passenger Agent.
 J. P. FREILINGER, City Passenger Agent.
 E. C. OTT, Depot Passenger Agent.
 HARRY W. SIMPSON, Depot Pass'r Agent.
 H. B. BAILEY, Depot Passenger Agent.
 T. J. McDERMOTT, Trav. Pass'r Agent.
 S. A. BOND, Traveling Passenger Agent.
 GEO. E. ROE, Division Freight Agent.
 N. E. MANN, Div. Frt. and Pass'r Agent.
 R. R. RAMSEY, City Pass'r Agent.
 B. W. SUMMERS, Passenger Agent.
 GEO. T. GUNNIP, Div. Pass'r Agent.
 C. M. WINDERS, City Ticket Agent.
 G. A. HOPPE, Jr., Traveling Pass'r Agent.
 W. C. LEESE, Passenger Agent.
 R. C. HORNER, Passenger Agent.
 FRANK T. RICE, Passenger Agent.
 R. E. WHITE, Passenger Agent.
 R. F. CLAPP, Passenger Agent.
 M. MENDELSON, Depot Pass'r Agent.
 J. R. WILSON, Agent.
 W. S. FARNSWORTH, General Agent.
 W. H. HARLOW, Traveling Pass'r Agent.
 J. BANUET, Jr., Trav. Frt. and Pass'r Agent.
 J. A. ELMSLIE, General Agent.
 R. C. RAYBOURNE, City Pass'r Agent.
 L. H. McCLURE, Trav. Pass'r Agent.
 E. L. JANSEN, General Agent.
 F. R. CONNELL, Passenger Agent.
 S. B. WILCOX, Traveling Pass'r Agent.
 THOS. CLOHESY, Trav. Pass'r Agent.
 J. A. FITZGERALD, General Agent.
 A. A. BOYLE, City Freight & Pass'r Agent.
 H. J. BLANCHARD, City Freight and Pass. Agt.
 A. C. THIGOU, Trav. Frt. & Pass'r Agent.
 E. F. BURNETT, Gen. Agt. Pass'r Dept.
 G. DORENTE, Traveling Passenger Agent.
 C. E. EATON, City Passenger Agent.
 ROBERT MILLS, City Passenger Agent.
 E. J. HASSIG, General Agent Frt. Dept.
 C. H. MOREHOUSE, General Agent Frt. Dept.
 R. P. BIRD, East. Frt. Agent. (G. C. & S. F.)
 T. A. RIDGON, Division Pass'r Agent.
 RAY F. FITZPATRICK, City Passenger Agent.
 S. E. PORTER, Trav. Pass'r Agent.
 F. A. BELL, Division Freight Agent.
 J. B. BAKER, Agent.
 S. M. SULLIVAN, Passenger Agent.
 GLENN EDDIE, Division Pass'r Agent.
 W. A. McKINLEY, City Passenger Agent.
 H. C. GALLUP, Trav. Pass'r Agent.
 G. W. SMITH, Division Freight Agent.
 GUY BARKER, Passenger Agent.
 W. R. FLYNN, Agent. CHAS. COBB, Pass'r Agt.
 J. P. COSAND, Passenger Agent.
 O. H. THOMAS, General Agent.
 W. A. CONDON, Trav. Pass'r Agent.
 R. C. SMITH, General Agent.
 G. C. DILLARD, District Passenger Agent.
 J. A. MALONEY, Traveling Pass'r Agent.
 H. N. ECCLESTON, City Pass'r Agent.
 G. W. BROWN, Div. Freight and Pass'r Agent.
 F. A. KIRKWOOD, City Ticket Agent.
 T. H. MURRAY, Trav. Frt. and Pass'r Agent.
 W. G. L'HOMMEDIEU, Trav. Frt. and Pass. Agt.
 J. W. MUNSSELL, General Agent.
 C. H. BEACH, District Passenger Agent.
 L. A. BOEGGEMAN, City Pass'r Agent.
 K. V. HENDERSON, Traveling Pass'r Agent.
 J. C. HAMILTON, Traveling Pass'r Agent.

(Concluded on page 7)

SANTA FE TRAFFIC AGENCIES—Concluded

POMONA, CALIF., 261 S. Thomas St. G. E. STAININGER, Ticket Agent.
 PORTLAND, ORE., 508 Spalding Bldg. H. H. FRANCISCO, General Agent.
 Phone Broadway 7274
 GEO. H. NEASE, Trav. Frt. & Pass'r Agent.
 PUEBLO, COLO., 401 N. Union Ave. C. G. NIKIRK, City Passenger Agent.
 Phone 223 and 73
 F. D. GAHAGAN, Division Freight Agent.
 REDONDO BEACH, CALIF., Santa Fe Depot. E. E. WILLIAMS, Agent. (Phone 13).
 RIVERSIDE, CALIF., Mission Inn. J. H. BAUMAN, Agent. (Phone 540).
 654 Main St. C. G. GRIZZLE, City Ticket Agent.
 SACRAMENTO, CALIF., 1006 K Street. ELMER B. JOHNSON, General Agent.
 Phone Main 1094
 ROBT. S. HIRSCH, Trav. Pass'r Agent.
 W. S. PITCHFORD, Trav. Frt. & Pass'r Agent.
 ST. JOSEPH, MO., 114 S. Fifth St. R. M. BACHELLER, Div. Frt. and Pass'r Agt.
 Phone 6-0110 and 6-0111
 S. A. TOOHEY, Trav. Pass'r Agent.
 CHARLES H. ROESLE, City Pass'r Agent.
 ST. LOUIS, MO., 296 Arcade Bldg. J. C. SARTELLE, General Agent.
 Phone Chestnut 7120-1
 E. H. DALLAS, District Passenger Agent.
 H. T. ABBOTT, City Passenger Agent.
 GEO. R. BAINTER, Traveling Pass'r Agent
 J. J. DEVEREUX, General Agent.
 C. T. BURRIS, Trav. Frt. and Pass'r Agent.
 F. H. SNYDER, City Frt. and Pass'r Agent.
 SALT LAKE CITY, UTAH, 508 Clift Bldg. M. E. THOMPSON, General Agent.
 Phone Wasatch 2740
 L. V. POLK, Traveling Passenger Agent.
 SAN ANTONIO, TEXAS, Phone Crockett 8720. G. E. HARRISON, Div. Frt. and Pass'r Agent.
 317 City National Bank Bldg.
 SAN BERNARDINO, CALIF., Santa Fe Sta. PAUL P. BRANCH, Trav. Pass'r Agent.
 Phone 2111
 G. S. SCOTT, Trav. Frt. & Pass. Agent.
 B. L. HOLMES, Depot Agent.
 SAN DIEGO, CALIF., S. C. PAYSON, Div. Frt. and Pass'r Agent.
 U. S. Grant Hotel Bldg.
 Phone Franklin 2101
 W. B. FRISBIE, Div. Passenger Agent.
 F. E. BRYANT, City Passenger Agent.
 F. L. HOPE, Trav. Frt. and Pass'r Agent.
 F. HERKELRATH, Depot Agent.
 SAN FRANCISCO, CALIF., R. D. JOHNSON, Division Passenger Agent.

Continued—601 Market St.
 Phone Sutter 7600
 114 Sansome St. N. W. HALL, Division Freight Agent.
 Market St. Ferry F. W. SHEA, Depot Ticket Agent.
 SAN JOSE, CALIF., 15 E. Santa Clara St. L. McPHETRIDGE, General Agent.
 Phone Ballard 1630
 E. W. ZAMZOW, Trav. Pass'r Agent.
 SAN PEDRO, CALIF., 121-7th St. B. J. LAWRENCE, Passenger Agent.
 SANTA ANA, CALIF., C. D. LINDSEY, Traveling Passenger Agent.
 408 No. Sycamore St., Phone 408
 H. M. BAUDE, Ticket Agent.
 SANTA FE DEPOT, Phone 178
 SANTA BARBARA, CALIF., 915 State St. F. T. SMITH, Depot Agent.
 Phone 1066
 NAT A. BLACK, General Agent.
 SANTA MONICA, CALIF., R. C. LANDERS, Trav. Frt. and Pass'r Agent.
 312 Santa Monica Blvd., Phone 285-88
 E. E. RINEHART, City Passenger Agent.
 SANTA ROSA, CALIF., 516 Fourth St. B. F. McDANNEL, General Agent.
 SEATTLE, WASH., L. C. Smith Bldg. H. C. VINCENT, Trav. Frt. and Pass'r Agent.
 STOCKTON, CALIF., Rooms 6, 7, 8
 Hotel Stockton Annex
 TEMPLE, TEX., B. J. PIATT, Div. Frt. and Pass'r Agent.
 E. H. LAMBORN, Trav. Pass'r Agent.
 R. D. FIELD, City Passenger Agent.
 J. S. PURDY, Division Freight Agent.
 TOPEKA, KAN., A. T. & S. F. GEO. C. CHAMBERS, Div. Pass'r Agent.
 General Office Bldg., Phone 6481
 T. L. KING, City Passenger Agent.
 Santa Fe Station
 TRINIDAD, COLO., W. H. TURNER, Division Freight Agent.
 F. M. WILLIAMS, Div. Frt. and Pass'r Agent.
 TULSA, OKLA., Atlas Life Bldg. J. S. ROLLMAN, City Passenger Agent.
 417 S. Boston Ave.
 JOHN D. BUGH, Passenger Agent.
 Phone 3-0173
 P. E. TAYLOR, Division Freight Agent.
 WACO, TEXAS, 507 First State Bank Bldg. C. H. CARRINGER, Div. Frt. and Pass'r Agt.
 Phone 2500
 W. T. DURHAM, City Passenger Agent.
 WHITTIER, CALIF., 125 N. Greenleaf St. GEO. F. WINANS, Passenger Agent.
 WICHITA, KAN., Room 103, Union Station L. B. SMITH, Div. Pass'r Agent.
 St. Francis and Williams Ave.
 G. R. PIPER, Division Freight Agent.
 (Wellington, Kan. territory) R. E. TORRINGTON, Div. Frt. Agent.

MISCELLANEOUS INFORMATION

NOT RESPONSIBLE. The Atchison, Topeka & Santa Fe Railway System will not be responsible for errors in these time tables, nor for inconvenience or damage resulting from delayed trains, or failure to make connections. Schedules herein are subject to change without notice.

BUY TICKETS before boarding trains and avoid payment of extra charge.

ONLY ONE COUPON now required for passage between any two points on the Santa Fe System, instead of one coupon for each unit of the System, as heretofore. Coupon should read for account of "Santa Fe Lines."

CHAIR CARS. No extra charge is made for occupancy of seats in chair cars, but extra charge is made in parlor cars.

LIMIT OF TICKETS. Local one-way tickets will be honored only for continuous passage to destination, commencing within one day from date of sale. Passengers holding Interline Tickets must reach destination not later than midnight of date punched in margin or indicated on stop-over paper.

CHILDREN under 5 years of age, when accompanied by parent or guardian, will be carried free. Children 5 years and under 12 years, one-half fare. Children 12 years of age or over, full fare.

ADJUSTMENT OF FARES. In cases of dispute with conductors or agents, pay the fare required, take receipt and communicate with the General Passenger Agent.

REDEMPTION OF TICKETS. Tickets unused, or partly used, will be redeemed under tariff regulations at proper value.

BAGGAGE. 150 pounds of baggage will be checked free on each full fare ticket, no single piece of baggage, however, exceeding 250 pounds in weight, or 72 inches in greatest dimensions, or single shipments exceeding \$2,500.00 in value, will be checked. Free allowances subject to tariff stipulations as to contents, weight, value and size. Excess value to be declared and paid for at time of checking.

BAGGAGE STORAGE CHARGES accruing at any Santa Fe station, account Grand Canyon side trip, are waived on presentation of side trip certificate obtained from agent at Grand Canyon.

HAND BAGGAGE IN PULLMANS is restricted to what can be conveniently placed in berth or seat occupied by passenger.

BICYCLES (not Motorcycles), BABY CARRIAGES, DOGS AND GUNS are transported in baggage cars, subject to tariff regulations.

LOST ARTICLES to be inquired for through General Baggage Agent, Topeka, Kan., Galveston, Tex., Amarillo, Tex., Asst. General Baggage Agent, Los Angeles, Calif., or nearest Ticket Agent. Articles lost in Pullman cars should be inquired for through the local District Superintendent of The Pullman Co. in Los Angeles, San Francisco and other terminal points on the System. No responsibility is assumed for unchecked articles left in stations or cars.

MIXED TRAINS. Carry both freight and passengers, and though run as nearly as possible on schedule time they are liable to be delayed. Baggage is carried only on such trains of this class as are provided with baggage cars, in the absence of which it will be accepted for shipment only on other passenger trains, or as freight in the usual manner.

PARCEL ROOMS. Parcel rooms will be found at the principal stations, where packages, hand baggage, etc., may be checked and cared for at a nominal charge.

STANDARDS OF TIME USED. Central time is used on all divisions of the Santa Fe east of Dodge City, Kan. and Clovis, N. M.; with the exception of the line from Scott City to Garden City, where Mountain time is used. West of these points and east of Seligman, Ariz., Mountain time, which is one hour slower than Central time is used. Beyond Seligman, Ariz., Pacific time, which is two hours slower than Central time is used.

RULES FOR CALIFORNIA LIMITED TRAINS NOS. 3 AND 4. Westbound reservations will be made from points east of Albuquerque, to Grand Canyon, Ariz., to Ash Fork, Ariz. (for points on Phoenix Division), and to Barstow, Calif., and stations beyond. Reservations also will be made on Adamana, Ariz., for passengers holding tickets to California who desire to stop over and visit the Petrified Forest. On resuming westbound journey from Adamana or Grand Canyon, through passengers for Barstow and points beyond can use the California Limited provided space is available. Similar restrictions apply eastbound. A few berths will also be sold Chicago to Kansas City. Eastbound, reservations will be made from Barstow and stations south to Grand Canyon, also to Trinidad and points east, including Pueblo, Colorado Springs and Denver. A few berths will also be sold Kansas City to Chicago.

Tickets sold at special fares account **CHARITY, INMATES OF SOLDIERS' AND SAILORS' HOMES** and **RAILROAD** employees will not be accepted for passage on trains Nos. 3 and 4.

RULES FOR THE CHIEF, TRAINS 19 AND 20. Extra Fare of \$10.00 will be charged from Chicago, \$8.00 from Kansas City, to California points; same charge will also apply in opposite direction. Proportionate extra fares will apply between other points at which the train stops to take on or discharge passengers.

Travel between points in the same state (intrastate) is prohibited on this train.

Westbound, advance reservations may be made from authorized stops, Hutchinson and east to Williams (for Grand Canyon) and Ash Fork (for points on Phoenix Division) and to points south of Barstow on Los Angeles Division.

Eastbound, advance reservations may be made from authorized stops south of Barstow, also from Williams and Ash Fork, to Hutchinson and authorized stops east thereof.

Other interstate travel only may be carried between intermediate points which are regular stops for this train as indicated herein, provided Pullman conductor or agent at terminal has unsold Pullman space at train time which can be assigned to passenger through to destination.

Tickets bearing following endorsements will not be honored on these trains. "Special", "Special Rate", "Employee", "Charity", "D. V. S." and "Clergy" (except between Hutchinson and east and authorized stops in Arizona and California). Also the following tickets will not be honored. "Homeseekers", "Second Class", "Immigrant", "Drovers' tickets or Stock Contracts."

TRAVELERS AID SOCIETIES. Representatives of Travelers Aid Societies are at many of the larger stations for purpose of relieving distress and assisting the unprotected. Those in need of such service should inquire of station force for representative of the Travelers Aid Society.

EXPRESS AND TELEGRAPH. American Railways Express Co., also the Western Union Telegraph Co., operate along the Santa Fe. Wherever there is a station agent, you will find a Western Union telegraph office. Telegraph blanks are supplied in sleeping cars and parlor cars. Besides transporting packages, etc., American Railways Express Co. money orders and travelers checks are issued.

SANITARY TOILET ARTICLES. News agents on Santa Fe trains have for sale packages containing sanitary toilet articles. One package, sold for five cents, contains one frictional wash cloth; another package, sold for ten cents, contains six paper towels, one sani-comb, one wash cloth, and one cake of soap.

Drinking Cups are procurable from news agents on trains, at prices from one cent up.

Attendant and Transfer Service

Santa Fe trains at Chicago, Kansas City, St. Joseph, Pueblo, Colorado Springs, Denver, San Bernardino, Los Angeles, San Diego, San Francisco, Oakland, Wichita, Ft. Worth, Dallas, Houston, Galveston and El Paso are met by a corps of uniformed attendants, whose duty it is to assist passengers in reaching omnibuses or street cars, or direct them to the auto or taxi-cab service in the station. Also they will carry hand baggage. Wheel chairs are furnished for invalids, the aged, etc.

In general the guides wear a blue uniform and red cap, which distinguishes them from other employees. At Galveston, however, the uniform and caps are khaki color, and at Houston the caps are blue.

Details of transfer service follow:

Chicago, Ill.—Dearborn Station—A uniformed agent of the Parmelee Company boards all incoming trains so that passengers may arrange with him for transfer of themselves and baggage to other stations or loop hotels or for the handling or their baggage from Dearborn Station to any city address. The Yellow Cab Company provides taxicabs.

Kansas City, Mo.—Union Station—Yellow Cab and Baggage Co.

St. Joseph, Mo.—Union Depot—Brown Transfer Co.

Topeka, Kan.—Yellow Cab and Baggage Co.

Colorado Springs, Colo.—Santa Fe Station—Wandell & Lowe Trfr. and Taxicab Co.

Denver, Colo.—Union Depot—Denver Cab Co.

Pueblo, Colo.—Pueblo Union Depot—Yellow Cab Co.

Phoenix, Ariz.—Red Cab and Lightning Delivery Co.—Yellow Cab Co.

San Bernardino, Calif.—Porter-Montgomery-Gottwalds Taxi and Transfer Company.

Pasadena, Calif.—Sierra Van and Storage Co.

Los Angeles, Calif.—Los Angeles Transfer Co. (Motor Car and Baggage Service).

San Diego, Calif.—Pacific Transfer Co. (for baggage.)

Oakland, Calif.—People's Express Co.

Berkeley, Calif.—People's Express Co.

San Francisco, Calif.—Union Ferry Station—Red Line Transfer Co.

Stockton, Calif.—Yellow Cab & Baggage Co.—Taxicab and Baggage Service.

Fresno, Calif.—Yellow Checker Cab Co.

Fort Worth, Tex.—Union Transfer Co. between depots.

Dallas, Tex.—Union Station—Bonded Transfer Co.—Yellow Cab Co.

Houston, Tex.—Union Station—Yellow Cab Co.

Where no transfer concerns are mentioned the traveling public will find the usual local taxicabs available for use.

Persons patronizing the regularly authorized transfer facilities are assured of efficient service courteous treatment and reasonable fares.

WEST—Read down **Condensed Schedules Transcontinental Trains** **EAST—Read down**

STATIONS	No. 1		No. 9		No. 3		No. 23		No. 19		No. 21		21-65		STATIONS	No. 22		No. 2		No. 4		No. 24		No. 22		No. 8		No. 20				
	AM	PM	AM	PM	AM	PM	AM	PM	AM	PM	AM	PM	AM	PM		AM	PM	AM	PM	AM	PM	AM	PM	AM	PM	AM	PM	AM	PM	AM	PM	
Lv Chicago	10:00	Su	1:35	Su	8:00	Su	9:15	Su	8:15	Su	11:00	Su	11:00	Su	Lv San Francisco	11:30	Su	10:30	Sa	10:30	Sa	11:30	Su	11:30	Su	11:30	Su	11:30	Su	11:30	Su	
" Joliet	11:00	"	2:35	"	"	"	"	"	"	"	12:01	Mo	12:01	Mo	" Oakland	11:20	"	10:20	"	10:20	"	11:20	"	11:20	"	11:20	"	11:20	"	11:20	"	
" Streator	12:10	"	3:45	"	"	"	"	"	"	"	1:10	"	1:10	"	" Ferry Point	12:15	"	11:22	"	11:22	"	12:15	"	12:15	"	12:15	"	12:15	"	12:15	"	
" Chillicothe	1:11	"	4:46	"	11:22	"	12:35	Mo	11:37	"	2:11	"	2:11	"	" Richmond	12:25	"	11:30	"	11:30	"	12:25	"	12:25	"	12:25	"	12:25	"	12:25	"	
" Galesburg	2:19	"	5:56	"	"	"	"	"	"	"	3:22	"	3:22	"	" Stockton	2:08	"	1:29	Su	1:29	Su	2:08	"	2:08	"	2:08	"	2:08	"	2:08	"	
" Fort Madison	3:35	"	7:15	"	"	"	"	"	"	"	4:40	"	4:40	"	" Merced	3:36	"	3:25	"	3:25	"	3:36	"	3:36	"	3:36	"	3:36	"	3:36	"	
" La Plata	5:37	"	"	"	5:15	Mo	6:20	"	5:30	Mo	6:38	"	6:38	"	" Fresno	5:00	"	5:00	"	5:00	"	5:00	"	5:00	"	5:00	"	5:00	"	5:00	"	
" Marcelline	6:35	"	10:20	"	"	"	"	"	"	"	7:35	"	7:35	"	" Bakersfield	8:20	"	8:30	"	8:30	"	8:20	"	8:20	"	8:20	"	8:20	"	8:20	"	
" Carrollton	7:29	"	"	"	"	"	"	"	"	"	8:30	"	8:30	"	" Mojave	11:15	"	11:25	"	11:25	"	11:15	"	11:15	"	11:15	"	11:15	"	11:15	"	
" Henrietta	8:05	"	"	"	"	"	"	"	"	"	9:08	"	9:08	"	" Kramer	12:14	"	12:14	"	12:14	"	12:14	"	12:14	"	12:14	"	12:14	"	12:14	"	
" Kansas City	9:25	"	1:15	Mo	8:10	"	9:15	"	8:15	"	10:30	"	10:30	"	" Ar Barstow	12:50	Mo	1:00	"	1:00	"	12:50	Mo	12:50	Mo	12:50	Mo	12:50	Mo	12:50	Mo	
" Kansas City	10:00	"	1:35	"	9:00	"	10:00	"	8:45	"	10:50	"	10:50	"	" Lv San Diego	2:00	Su	2:10	Su	2:10	Su	2:00	Su	2:00	Su	2:00	Su	2:00	Su	2:00	Su	
" Ottawa Jct.	"	"	3:13	"	"	"	"	"	"	"	"	"	"	" Los Angeles	7:35	"	8:30	"	8:30	"	7:35	"	7:35	"	7:35	"	7:35	"	7:35	"	7:35	"
" Lawrence	11:07	"	"	"	"	"	"	"	"	"	11:55	"	11:55	"	" Pasadena	10:00	"	10:15	"	10:15	"	10:00	"	10:00	"	10:00	"	10:00	"	10:00	"	
" Topeka	11:55	"	"	"	10:50	"	11:50	"	Extra	"	1:05	"	1:05	"	" Riverside	9:35	"	10:15	"	10:15	"	9:35	"	9:35	"	9:35	"	9:35	"	9:35	"	
" Osage City	1:02	Mo	"	"	"	"	"	"	"	"	2:02	"	2:02	"	" San Bernardino	10:10	"	10:45	"	10:45	"	10:10	"	10:10	"	10:10	"	10:10	"	10:10	"	
" Emporia	2:00	"	4:35	"	12:40	"	1:45	"	11:40	"	2:55	"	2:55	"	" Ar Barstow	12:55	Mo	2:00	"	2:00	"	12:55	Mo	12:55	Mo	12:55	Mo	12:55	Mo	12:55	Mo	
" Strong City	2:35	"	"	"	"	"	"	"	"	"	3:23	"	3:23	"	" Lv Barstow	1:10	"	1:45	"	1:45	"	1:10	"	1:10	"	1:10	"	1:10	"	1:10	"	
" Florence	3:25	"	"	"	"	"	"	"	"	"	4:55	"	4:55	"	" Ludlow	2:21	"	2:58	"	2:58	"	2:21	"	2:21	"	2:21	"	2:21	"	2:21	"	
" Newton	4:45	"	6:30	"	2:45	"	3:40	"	1:30	"	4:55	"	4:55	"	" Bagdad	2:58	"	3:35	"	3:35	"	2:58	"	2:58	"	2:58	"	2:58	"	2:58	"	
" Hutchinson	"	"	7:55	"	"	"	"	"	"	"	6:20	"	6:20	"	" Goffs	4:46	"	6:15	"	6:15	"	4:46	"	4:46	"	4:46	"	4:46	"	4:46	"	
" Kinsley	"	"	10:20	"	"	"	"	"	"	"	8:40	"	8:40	"	" Needles	5:40	"	7:10	"	7:10	"	5:40	"	5:40	"	5:40	"	5:40	"	5:40	"	
" Dodge City	"	"	11:15	"	6:15	"	7:20	"	5:05	"	9:40	"	9:40	"	" Kingman	8:25	"	9:26	"	9:26	"	8:25	"	8:25	"	8:25	"	8:25	"	8:25	"	
" Dodge City	"	"	10:25	"	5:45	"	6:30	"	4:15	"	10:37	"	10:37	"	" Ar Seligman	11:30	"	12:25	Mo	11:45	"	11:30	"	11:30	"	11:30	"	11:30	"	11:30	"	
" Garden City	"	"	11:28	"	"	"	"	"	"	"	12:15	Tu	12:15	Tu	" Lv Seligman	12:40	"	1:35	"	1:35	"	12:40	"	12:40	"	12:40	"	12:40	"	12:40	"	
" Syracuse	"	"	1:05	"	8:15	"	9:05	"	6:35	"	1:42	"	1:42	"	" Ar Ash Fork	1:25	"	2:20	"	2:20	"	1:25	"	1:25	"	1:25	"	1:25	"	1:25	"	
" Lamar	"	"	3:20	"	10:40	"	11:25	"	8:50	"	3:15	"	3:15	"	" Lv Phoenix	6:45	"	6:00	Su	6:00	Su	6:45	"	6:45	"	6:45	"	6:45	"	6:45	"	
" Ar Pueblo	"	"	5:30	"	"	"	"	"	"	"	5:20	"	5:20	"	" Prescott	11:50	"	11:20	"	11:20	"	11:50	"	11:50	"	11:50	"	11:50	"	11:50	"	
" Colo. Spgs.	"	"	6:50	"	"	"	"	"	"	"	10:00	"	10:00	"	" Ar Ash Fork	1:40	"	1:15	Mo	1:15	Mo	1:40	"	1:40	"	1:40	"	1:40	"	1:40	"	
" Ar Denver	"	"	9:50	"	"	"	"	"	"	"	AM	"	AM	"	" Lv Ash Fork	1:55	"	2:20	"	2:20	"	1:55	"	1:55	"	1:55	"	1:55	"	1:55	"	
" Lv La Junta	"	"	3:35	"	10:55	Mo	11:45	"	9:00	Mo	5:40	Tu	5:40	Tu	" Ar Williams	3:15	"	3:38	"	3:02	"	3:15	"	3:15	"	3:15	"	3:15	"	3:15	"	
" Trinidad	"	"	6:10	"	1:35	Tu	2:20	Tu	11:10	"	8:35	"	8:35	"	" Ar Gd. Canyon	6:30	"	7:15	"	7:15	"	6:30	"	6:30	"	6:30	"	6:30	"	6:30	"	
" Raton	"	"	7:20	"	3:00	"	3:45	"	12:30	"	10:00	"	10:00	"	" Lv Gd. Canyon	11:15	"	8:00	Su	8:00	Su	11:15	"	11:15	"	11:15	"	11:15	"	11:15	"	
" Las Vegas	"	"	10:20	"	6:30	"	7:05	"	3:45	"	2:10	"	2:10	"	" Lv Williams	3:15	"	3:50	Mo	3:12	Mo	3:15	"	3:15	"	3:15	"	3:15	"	3:15	"	
" Ar Lamy	"	"	1:00	Tu	9:15	"	9:50	"	6:25	"	4:45	"	4:45	"	" Flagstaff	4:20	"	4:50	"	4:12	"	4:20	"	4:20	"	4:20	"	4:20	"	4:20	"	
" Ar Santa Fe	"	"	2:00	"	10:10	Tu	11:05	"	"	"	5:40	"	5:40	"	" Winslow	6:15	"	6:15	"	5:40	"	6:15	"	6:15	"	6:15	"	6:15	"	6:15	"	
" Ar Albuquerque	"	"	3:00	"	11:15	Tu	11:45	"	8:20	Tu	7:00	"	7:00	"	" Adamans	7:37	"	H 26	"	H 6:52	"	7:37	"	7:37	"	7:37	"	7:37	"	7:37	"	
" Lv Newtun	4:45	Mo	"	"	"	"	"	"	"	"	4:55	Mo	4:55	Mo	" Ar Gallup	10:05	"	9:45	"	9:10	"	10:05	"	10:05	"	10:05	"	10:05	"	10:05	"	
" Wichita	5:55	"	"	"	"	"	"	"	"	"	5:45	"	5:45	"	" Ar Albuquerque	6:55	Tu	2:00	"	"	"	6:55	Tu	6:55	Tu	6:55	Tu	6:55	Tu	6:55	Tu	
" Mulvane	6:25	"	"	"	"	"	"	"	"	"	6:13	"	6:13	"	" Lv Belen	"	"	1:50	"	"	"	"	"	"	"	"	"	"	"	"	"	
" Wellington	7:45	"	"	"	"	"	"	"	"	"	7:25	"	7:25	"	" Ar Vaughn	"	"	6:50	"	"	"	"	"	"	"	"	"	"	"	"	"	
" Canadian	3:00	"	"	"	"	"	"	"	"	"	5:40	"	5:40	"	" Ar Clovis	"	"	9:10	"	"	"	"	"	"	"	"	"	"	"	"	"	
" Amarillo	6:20	"	"	"	"	"	"	"	"	"	8:25	"	8:25	"	" Lv Clovis	"	"	10:20	"	"	"	"	"	"	"	"	"	"	"	"	"	
" Ar Clovis	9:15	"	"	"	"	"	"	"	"	"	7:55	"	7:55	"	" Ar Amarillo	"	"	1:30	"	"	"	"	"	"	"	"	"	"	"	"	"	
" Lv Clovis	8:30	"	"	"	"	"	"	"	"	"	12:15	"	12:15	"	" Canadian	"	"	4:20	"	"	"	"	"	"	"	"	"	"	"	"	"	
" Ar Vaughn	12:08	Tu	"	"	"	"	"	"	"	"	3:20	"	3:20	"	" Wellington	"	"	12:30	"	"	"	"	"	"	"	"	"	"	"	"	"	
" Ar Belen	3:20	"	"	"	"	"	"	"	"	"	7:15	"	7:15	"	" Mulvane	"	"	1:05	"													

THE WAY OF THE LIMITEDS



(B) Chicago, Kansas City and California (Limited Service)

WEST—Via La Junta and Albuquerque

Table with columns: Mls, STATIONS, 3 Daily, 1st CALIFORNIA LTD. By Days, 23 Daily, 2nd CALIFORNIA LTD. By Days. Lists stations from Chicago to San Francisco.

EAST—Via Albuquerque and La Junta

Table with columns: Mls, STATIONS, 4 Daily, 1st CALIFORNIA LTD. By Days, 24 Daily, 2nd CALIFORNIA LTD. By Days. Lists stations from San Francisco to Chicago.

Connecting Trains. No. 3 and 23 do not make direct connections at Barstow for San Francisco.

Table of connecting trains between various stations like Denver, La Junta, Lamby, Ash Fork, Phoenix, San Bernardino, Riverside, Los Angeles, Santa Barbara, San Bernardino, Phoenix, Ash Fork, Santa Fe, La Junta, Denver.

EQUIPMENT

No. 3. Daily. (First California Limited) (Valet, Maid, Barber service and Bath. Daily market reports and news bulletins). Club-Lounge Car Chicago to Los Angeles. Sleeping Car Chicago to Los Angeles...

Connecting Trains. Motor service Riverside to San Bernardino for interstate passengers for trains Nos. 4 and 24

Table of connecting trains between Santa Barbara, Riverside, Phoenix, Ash Fork, Santa Fe, La Junta, Denver.

EQUIPMENT

No. 4. Daily. (First California Limited) (Valet, Maid, Barber service and Bath. Daily market reports and news bulletins). Club-Lounge Car Los Angeles to Chicago. Sleeping Car Los Angeles to Chicago...

THE TRACK OF THE NAVAJO



(C) Chicago, Kansas City and California

WEST—Via La Junta and Albuquerque

Table with columns: Mls, STATIONS, 9 Daily, THE NAVAJO By Days. Lists stations from Chicago to San Francisco.

Connecting Trains

Table of connecting trains between Denver, La Junta, Lamby, Ash Fork, Phoenix, San Bernardino, Riverside, Los Angeles, Santa Barbara.

EQUIPMENT

No. 9. Daily. (The Navajo) Sleeping Car Chicago to Los Angeles—10 Sec., Obs. Chicago to Los Angeles—10 Sec., D. R., 2 Comps. Denver to Los Angeles—12 Sec., D. R. (on No. 12 to La Junta)...

EAST—Via Albuquerque and La Junta

Table with columns: Mls, STATIONS, 2 Daily, THE NAVAJO By Days. Lists stations from San Francisco to Chicago.

Connecting Trains

Table of connecting trains between Santa Barbara, Riverside, Phoenix, Ash Fork, Santa Fe, La Junta, Denver.

EQUIPMENT

No. 2. Daily. (The Navajo) Sleeping Car Los Angeles to Chicago—10 Sec., Obs. Los Angeles to Chicago—10 Sec., D. R., 2 Comps. Los Ang. to Chgo.—12 Sec., D. R. (via Gr'd Canyon; on No. 10 Williams to Gallup)...

For ferry service, Ferry Point, Oakland and San Francisco, see San Francisco-Oakland Terminals note, bottom page 13.

For ferry service, Ferry Point, Oakland and San Francisco, see San Francisco-Oakland Terminals note, bottom page 13.

THE PATH OF THE SCOUT



(D) Chicago, Kansas City and California

Table (D) WEST—Via Clovis and Belen. Lists stations from Chicago to San Francisco with daily and weekly train schedules.

Table (D) EAST—Via Belen and Clovis. Lists stations from San Francisco to Chicago with daily and weekly train schedules.

Table (D) Connecting Trains. Lists connections to other cities like New Orleans, Houston, and Los Angeles.

Table (D) EQUIPMENT. Lists train types such as No. 1 Daily (The Scout), No. 10 Daily (The Scout), and Tourist Sleeper.

THE ROUTE OF THE MISSIONARY



(E) Chicago, Kansas City and California

Table (E) WEST—Via Clovis and Belen. Lists stations from Chicago to San Francisco with daily and weekly train schedules.

Table (E) EAST—Via Belen and Clovis. Lists stations from San Francisco to Chicago with daily and weekly train schedules.

Table (E) Connecting Trains. Lists connections to other cities like New Orleans, Houston, and Los Angeles.

Table (E) EQUIPMENT. Lists train types such as No. 21-Daily (The Missionary), No. 22-Daily (The Missionary), and Tourist Sleeper.

Table (E) Connecting Trains. Lists connections to other cities like New Orleans, Houston, and Los Angeles.

SAN FRANCISCO-OAKLAND TERMINALS. The Santa Fe has terminal at Ferry Point connecting by ferry direct with San Francisco. If passengers desire to go via Oakland, on application to conductor into Richmond, Calif., tickets from Stockton and points east thereof will be re-routed for travel via Oakland, Calif., and San Francisco-Oakland Terminal Railways (Key Route).

For ferry service, Ferry Point, Oakland and San Francisco, see San Francisco-Oakland Terminals note, bottom page 13.



(F) Chicago, Kansas City and Phoenix

Table with columns: Mls, STATIONS, 23-47 Daily, CALIFORNIA LIMITED By Days, 9-49 Daily, THE NAVAJO By Days. Lists routes and schedules for westward travel.

Table with columns: Mls, STATIONS, 42-10 Daily, THE SCOUT By Days, 40-8-22 Daily, SANTA FE EIGHT By Days, 42-4 Daily, California Limited By Days. Lists routes and schedules for eastward travel.

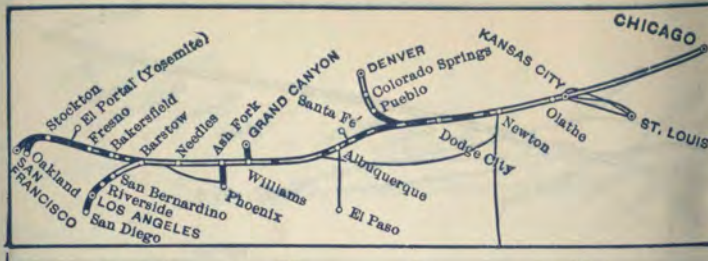
EQUIPMENT
No. 23—Chicago to Ash Fork. (The California Limited). No. 47—Ash Fork to Phoenix. Daily.
Club Car... Chicago to Los Angeles (on No. 23 from Ash Fork).

EQUIPMENT
No. 42—Phoenix to Ash Fork. No. 10—Ash Fork to Chicago. (The Scout). Daily.
Sleeping Car... Phoenix to Gallup—12 Sec., D. R.

(G) Phoenix, Prescott and California

Table with columns: Read down WEST—Via Parker and Cadiz—EAST Read up, Example Daily Service, Mls, STATIONS, 2-18-181 Daily, Example Daily Service. Lists routes and schedules for Phoenix, Prescott and California.

EQUIPMENT
No. 17—Phoenix to Los Angeles; 9—Barstow to San Francisco. Daily. (The Phoenix).
Sleeping Car... Phoenix to Los Angeles—12 Sec., D. R.



(H) California, Kansas City and Chicago

Table with columns: Mls, STATIONS, 8-22 Daily, SANTA FE EIGHT By Days, 8-22 Daily, SANTA FE EIGHT By Days. Lists routes and schedules for California, Kansas City and Chicago.

Connecting Trains

Table with columns: Mls, STATIONS, 2-10PM Mon., Tues., Wed., Thurs., Fri., Sat., Sun. Lists connecting train schedules.

EQUIPMENT

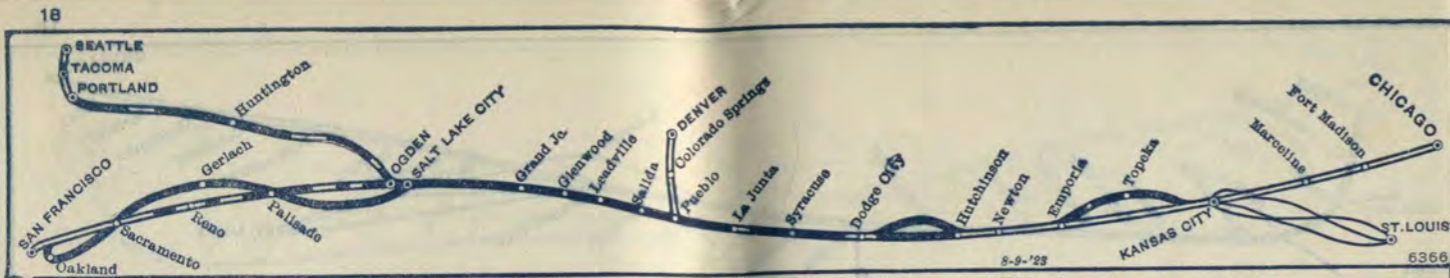
No. 8—Los Angeles to Kansas City. 22—Kansas City to Chicago. Daily. (Santa Fe Eight).
Sleeping Car... Los Angeles to Chicago—12 Sec., D. R.

(I) Chicago and Kansas City—WEST

Table with columns: Mls, STATIONS, No. 15, No. 1, No. 9, No. 5, No. 3, No. 19, No. 23, No. 21. Lists routes and schedules for Chicago and Kansas City—WEST.

EAST

Table with columns: Mls, STATIONS, No. 22, No. 14, No. 6, No. 2, No. 4, No. 20, No. 10, No. 24. Lists routes and schedules for Chicago and Kansas City—EAST.



(L) Chicago, Kansas City, Utah and Pacific Coast

WEST—Via Ogden or Salt Lake City

Mls.	STATIONS	1-11 Daily	Exam. Daily Serv.	9-64 Daily	Exam. Daily Serv.	5 Daily	Exam. Daily Serv.	21-65-5 Daily	Exam. Daily Serv.
0	Chicago	A.T. & S.F.	10:00AM Sun.	1:35PM Sun.	6:00PM Sun.	11:00PM Sun.			
451	Kansas City		9:45PM Mon.	1:35AM Mon.	9:15AM Mon.	10:50AM Mon.			
651	Newton		2:15AM Mon.	6:30AM Mon.	4:20PM Mon.	4:55PM Mon.			
684	Hutchinson		3:05AM Mon.	7:55AM Mon.	6:50PM Mon.	6:20PM Mon.			
819	Dodge City		4:50AM Mon.	10:25AM Mon.	9:10PM Mon.	9:10PM Mon.			
1085	Pueblo		11:20AM Mon.	6:30PM Mon.	5:20AM Tues.	5:20AM Tues.			
1129	Colorado Springs		12:40PM Mon.	6:50PM Mon.	7:00AM Tues.	7:00AM Tues.			
1204	Denver		3:30PM Mon.	9:50PM Mon.	10:00AM Tues.	10:00AM Tues.			

EAST—Via Salt Lake City or Ogden

Mls.	STATIONS	16 Daily	Exam. Daily Serv.	4 Daily	Exam. Daily Serv.	2 Daily	Exam. Daily Serv.	8 Daily	Exam. Daily Serv.
0	San Francisco	W.Pac.R.R.(P.T.)	PM	7:20 Sun.	9:20 Sun.				
6	Oakland			8:15 Sun.	10:00 Sun.				
94	Stockton			11:05 Mon.	12:37 Mon.				
139	Sacramento			12:50 Mon.	2:00 Mon.				
205	Oroville			3:15 Mon.	4:05 Mon.				
277	Paxton			6:52 Mon.	7:07 Mon.				
321	Portola			9:30 Mon.	9:20 Mon.				
438	Gerlach			1:05 Mon.	12:55 Mon.				
532	Winnemucca			4:00 Mon.	3:45 Mon.				
665	Elko			7:35 Mon.	7:35 Mon.				
786	Shafter			10:21 Mon.	10:30 Mon.				
806	Wendover			11:45 Mon.	11:45 Mon.				
897	Burmester			2:13 Tues.	1:59 Tues.				
928	Ar Salt Lake City			3:30 Tues.	3:15 Tues.				

Connecting Trains

Mls.	STATIONS	15 Daily	Exam. Daily Serv.	1 Daily	Exam. Daily Serv.	3 Daily	Exam. Daily Serv.	7 Daily	Exam. Daily Serv.
0	Denver	D.&R.G.W.	PM	7:20 Mon.	8:15 Tues.	4:00 Mon.	7:45 Sun.		
75	Colorado Springs			9:50 Mon.	11:00 Tues.	6:45 Mon.	10:10 Mon.		
119	Pueblo			11:50 Mon.	12:20 Tues.	8:10 Mon.	11:25 Mon.		
160	Canon City			1:22 Tues.	1:50 Tues.	9:40 Mon.			
165	Royal Gorge			2:17 Tues.	2:17 Tues.	12:09 Tues.	1:02 Tues.		
215	Salida			4:01 Tues.	4:15 Tues.	12:09 Tues.	3:05 Tues.		
270	Leadville			4:01 Tues.	4:15 Tues.	12:09 Tues.	3:05 Tues.		
360	Glenwood Springs			10:50 Tues.	10:10 Wed.	8:25 Tues.	8:30 Tues.		
450	Grand Junction			2:00 Tues.	9:10 Tues.	6:10 Tues.	11:25 Tues.		
681	Thistle			Ar	9:50 Tues.	6:10 Tues.	7:58 Mon.		
701	Provo			Ar	11:15 Tues.	8:52 Tues.	9:15 Tues.		
745	Ar Salt Lake City			Ar	12:35 Tues.	10:05 Tues.			

Mls.	STATIONS	16 Daily	Exam. Daily Serv.	4 Daily	Exam. Daily Serv.	2 Daily	Exam. Daily Serv.	8 Daily	Exam. Daily Serv.
0	San Francisco	So.Pac.R.R.(P.T.)		9:00 Sun.	11:00 Sun.				
5	Oakland			9:46 Sun.	11:30 Sun.				
31	Berkeley			9:55 Sun.	11:45 Sun.				
55	Port Costa			10:30 Mon.	12:40 Mon.				
85	Sacramento			6:45 Mon.	5:55 Mon.				
207	Ar Truckee			8:00 Mon.	7:15 Mon.				
242	Reno			10:34 Mon.	11:14 Mon.				
287	Hazen			4:19 Tues.	5:10 Mon.				
474	Battle Mountain			6:27 Tues.	8:49 Mon.				
533	Carlin			11:00 Tues.	12:35 Tues.				
680	Montello			3:00 Tues.					
782	Ogden								

Connecting Trains

Mls.	STATIONS	15 Daily	Exam. Daily Serv.	1 Daily	Exam. Daily Serv.	3 Daily	Exam. Daily Serv.	7 Daily	Exam. Daily Serv.
0	Salt Lake City	Un. Pac. Sys.		12:30 Wed.	11:10 Tues.				
36	Ogden			1:45 Wed.	12:20 Wed.				
170	Pocatello			5:50 Wed.	5:00 Wed.				
278	Shoshone			8:46 Wed.	8:00 Wed.				
405	Boise			12:35 Thurs.	11:53 Thurs.				
424	Nampa	(Mt. Time)		1:15 Thurs.	12:40 Thurs.				
506	Huntington	(Pac. Time)		6:39 Thurs.	2:25 Thurs.				
606	La Grande			6:40 Thurs.	6:30 Thurs.				
680	Pendleton			9:45 Thurs.	10:00 Thurs.				
812	The Dalles			1:20 Thurs.	4:30 Thurs.				
896	Ar Portland			4:00 Thurs.	7:15 Thurs.				
1041	Tacoma			8:30 Thurs.	1:55 Thurs.				
1080	Seattle			9:45 Thurs.	3:25 Thurs.				

Connecting Trains

Mls.	STATIONS	12-22 Daily	Example Daily Service	25-14 Daily	Example Daily Service	6 Daily	Example Daily Service
0	Ogden	D.&R.G.W.		6:45 Tues.	3:00 Mon.	PM	
37	Salt Lake City			8:05 Tues.	4:30 Mon.	6:00 Sun.	
81	Provo			9:40 Tues.	5:45 Mon.	7:15 Sun.	
101	Thistle			10:25 Tues.	6:39 Mon.		
332	Grand Junction			12:30 Sun.	7:00 Tues.	3:45 Mon.	
422	Glenwood Springs			3:44 Sun.	10:26 Tues.	6:25 Sun.	
506	Leadville			8:40 Sun.	9:10 Tues.		
567	Ar Salida			11:00 Sun.	5:05 Wed.	11:30 Sun.	12:20 Sun.
617	Royal Gorge			6:57 Sun.	1:26 Tues.	2:27 Sun.	
622	Canon City			1:18 Mon.	7:25 Tues.	1:50 Tues.	
663	Pueblo			2:50 Mon.	8:50 Tues.	3:25 Tues.	4:05 Tues.
707	Colorado Springs			4:30 Mon.	10:20 Tues.	5:00 Tues.	5:30 Tues.
782	Denver			7:15 Mon.	1:00 Tues.	7:40 Tues.	8:00 Tues.

Connecting Trains

Mls.	STATIONS	12-22 Daily	Example Daily Service	25-14 Daily	Example Daily Service	6 Daily	Example Daily Service
0	Denver	A.T. & S.F.	9:30AM Monday	3:30PM Sunday	8:00PM Wednesday		
75	Colorado Springs		11:55AM Monday	6:15PM Sunday	10:30PM Wednesday		
119	Pueblo		1:30PM Monday	7:55PM Sunday	11:50PM Wednesday		
385	Ar Dodge City		8:20PM Monday	3:30AM Monday	7:00AM Thursday		
520	Hutchinson		11:30 Tuesday	8:10AM Monday	11:55AM Thursday		
553	Newton		2:05AM Tuesday	9:40AM Monday	1:20PM Thursday		
753	Kansas City		7:50AM Tuesday	4:55PM Monday	7:00PM Thursday		
1204	Ar Chicago		9:30PM Tuesday	6:50AM Tuesday	8:10AM Friday		

NOTE: For equipment east of Denver, Colo. Sp'gs, and Pueblo see tables "J" and "K."

EQUIPMENT

Sleeping Car..... Denver to San Francisco—10 Sec., D. R., Comp. via D. & R. G. W. No. 1 and Western Pacific No. 1.
 Denver to San Francisco—10 Sec. D. R., Comp. via D. & R. G. W. No. 1 and Southern Pacific No. 27.
 Denver to Ogden—Lounge Obs. via D. & R. G. W. No. 1.
 Salt Lake City to San Francisco—10 Sec., Obs. via W. P. No. 1.
 Denver to San Francisco—12 Sec., D. R. via D. & R. G. W. No. 3 and W. P. No. 3.
 Denver to Salida, Leadville and Grand Junction—16 Sec., via D. & R. G. W. No. 15.
 Denver to Salt Lake City—12 Sec., D. R. and 10 Sec., D. R. Comps.
 Dining Car..... On trains Nos. 1, 3 and 7 between Denver and Salt Lake. On W. P. No. 1.


Connecting Trains

NOTE: For equipment east of Denver, Colo. Sp'gs and Pueblo see tables "J" and "K."

EQUIPMENT

Sleeping Car..... San Francisco to Denver—10 Sec., D. R. Comp. via Western Pacific No. 2, and D. & R. G. W. No. 2.
 San Francisco to Denver—10 Sec. D. R., Comp. via Southern Pacific No. 28 and D. & R. G. W. No. 2.
 San Francisco to Salt Lake City—10 Sec., Obs. via W. P. No. 2.
 Ogden to Denver—Obs. via D. & R. G. W. No. 2.
 Grand Jet, Leadville and Salida to Denver—16 Sec., via D. & R. G. W. No. 16.
 On Nos. 2 and 4 between Salt Lake and Denver. On W. P. No. 2.
 Dining Car.....

Explanatory Note: Sec.—Section; D. R.—Drawing-room; Comp.—Compartment; Obs.—Observation. (P. T.) Pacific Time. f Flag stop.



(M) Colorado and California

WEST—Via Albuquerque

Mls.	STATIONS	25-23 Cal. Lim. Daily	Exam. Daily Serv.	27-13-1 The Scout Daily	Exam. Daily Serv.	12-9 The Navajo Daily	Exam. Daily Serv.
0	Denver (Union Depot)	A.T. & S.F.	3:30PM Sun.	11:30PM Sun.	9:30AM Sun.	Sun.	
75	Colo. Springs (D.&R.G.W.Sta.)		6:15PM " "	2:00AM Mon.	11:55AM " "		
119	Pueblo (Union Depot)		7:55PM " "	3:40AM " "	1:30PM " "		
183	Ar La Junta		9:50PM " "	5:25AM " "	3:00PM " "		
183	Ar La Junta	A.T. & S.F.	11:45PM Sun.	5:40AM Sun.	3:35PM Sun.		
265	Trinidad		2:20AM Mon.	8:35AM Mon.	6:10PM Mon.		
398	Las Vegas		7:05AM " "	2:10PM " "	10:20PM " "		
531	Albuquerque		12:15PM " "	11:30PM " "	3:25AM Mon.		
561	Belen		3:45AM Tues.	3:45AM Tues.			
767	Ar Adamans		6:17PM Mon.	10:25AM " "	9:37AM Mon.		
820	Winslow		7:40PM " "	11:59AM " "	10:55AM " "		
878	Flagstaff		9:58PM " "	2:30PM " "	1:00PM " "		
912	Williams		11:05PM " "	3:45PM " "	2:00PM " "		
976	Ar Grand Canyon	A.T. & S.F.	7:15AM Tues.	6:30PM Tues.	6:30PM Tues.	Mon.	
976	Ar Grand Canyon		8:00PM Tues.	11:15AM Tues.	11:15AM Tues.		
935	Ar Ash Fork	A.T. & S.F.	12:10AM Tues.	4:40PM Tues.	3:30PM Tues.	Mon.	
1279	Ar Barstow		9:50AM " "	2:55AM Wed.	2:00AM Tues.		
1360	San Bernardino		12:40PM " "	5:50AM " "	5:00AM Tues.		
1410	Pasadena		2:35PM " "	8:15AM " "	6:53AM Tues.		
1420	Los Angeles		3:15PM " "	8:15AM " "	7:35AM Tues.		
1546	San Diego		10:00PM " "	1:15PM " "	1:15PM Tues.		
1279	Ar Barstow	A.T. & S.F.	4:50AM Wed.	4:50AM Tues.	4:50AM Tues.		
1418	Ar Bakersfield		9:15AM " "	9:15AM Tues.	9:15AM Tues.		
1735	Oakland		7:45PM " "	7:45PM Tues.	7:45PM Tues.		
1730	Ar San Francisco		8:00PM " "	8:00PM Tues.	8:00PM Tues.		

Connecting Trains

Mls.	STATIONS	25-23 Cal. Lim. Daily	Exam. Daily Serv.	27-13-1 The Scout Daily	Exam. Daily Serv.	12-9 The Navajo Daily	Exam. Daily Serv.
0	Ash Fork	A.T. & S.F.	12:30AM Tues.	12:30AM Wed.	3:50PM Mon.		
57	Ar Prescott		2:35AM " "	2:35AM Tues.	5:35PM Mon.		
194	Ar Phoenix		7:45AM " "	7:45AM Tues.	10:25PM Mon.		

EQUIPMENT

No. 25—Denver to La Junta; No. 23—La Junta to California. Daily. (The California Limited).
 (Valet, Maid and Barber service; Daily market reports and news bulletins).
 Club Car..... La Junta to Los Angeles.
 Sleeping Car..... Denver to Los Angeles—10 Sec., D. R., 2 Comps.
 Denver to Los Angeles (via Grand Canyon)—10 Sec., D. R., 2 Comps.
 La Junta to San Diego—10 Sec., D. R., 2 Comps. (on No. 23 to La Junta)
 La Junta to Los Angeles—10 Sec., Obs. (on No. 23 to La Junta).
 La Junta to Phoenix—10 Sec., D. R., 2 Comps. (on No. 23 to La Junta).
 Gallup to Phoenix—12 Sec., D. R. (on No. 43 from Ash Fork).
 Phoenix to Los Angeles—12 Sec., D. R., (on connecting train).
 Obs. Parlor Car..... Denver to La Junta. Los Angeles to San Diego.
 Dining Car..... Serves all meals between Chicago and California. Fred Harvey service.
 C. & S. No. 27—Denver to Pueblo; No. 13—Pueblo to Belen; No. 1—Belen to California. Daily. (The Scout).
 Sleeping Car..... Denver to El Paso—12 Sec., D. R. (on No. 13 to Belen).
 Albuquerque to Amarillo—12 Sec., D. R.
 Belen to Los Angeles—12 Sec., D. R. (from New Orleans, Chicago and Kansas City).
 Needles to Barstow—12 Sec., D. R. (from Chicago and for San Francisco on No. 9).
 Tourist Sleeper..... Denver to Los Angeles. Tues. and Sat. Seligman to San Francisco (on No. 9 from Barstow).
 Obs. Parlor Car..... Los A. to San Diego. Williams to Grand Canyon; Grand Canyon to Williams.
 Chair Car..... Denver to El Paso (on No. 13 from Belen); Albuquerque to Los Angeles (from Chicago); Barstow to San Francisco (on No. 9).
 No. 12—Denver to La Junta; No. 9—La Junta to California Daily. (The Navajo).
 Sleeping Car..... La Junta to San Francisco—12 Sec., D. R. (on No. 9 to La Junta; Needles to Barstow on No. 1).
 Denver to Los Angeles—12 Sec., D. R.
 Tourist Sleeper..... Seligman to San Francisco (on No. 1 to Barstow).
 Obs. Parlor Car..... Williams to Grand Canyon; Grand Canyon to Williams; Los Ang. to San Diego.
 Cafe-Parlor Car..... Ash Fork to Phoenix (on connecting train).
 Chair Car..... Chicago to Los Angeles; Barstow to San Francisco.
 For other equipment Train 9, see Table C, page 11.
 Explanatory Note: Sec.—Section; D. R.—Drawing-room; Comp.—Compartment; Obs.—Observation; U. D.—Union Depot. f—Flag stop. x—Operating stop only. o—Bus service is available for passengers from No. 8. Bus leaves Williams 7:05 p. m., arrives Grand Canyon 9:35 p. m.
 *Sleepers ready for occupancy 10:00PM. *Sleepers may be occupied 9:00PM. i—Stops to receive or discharge passengers holding tickets on which stop-over has been granted.
 NOTE—Time shown is for No. 2 (The Navajo), San Francisco to Barstow. Passengers can either use No.



(N) Central Kansas, Panhandle and Pecos Valley

WEST and SOUTH NORTH and EAST

Table with columns for Mls, STATIONS, and train schedules for West and South, and North and East routes.

Connecting Trains

Table listing connecting train schedules for various stations and routes.

EQUIPMENT

Text describing equipment details, sleeping cars, and train services for the Central Kansas route.

Cotton Growers Make Money Fast in The Texas Panhandle and South Plains where virgin soil produces abundantly...

(O) Chicago, Kansas, Oklahoma and Texas WEST and SOUTH—Via Purcell

Table with columns for Mls, STATIONS, and train schedules for West and South routes via Purcell.

Connecting Trains

Table listing connecting train schedules for various stations and routes.

EQUIPMENT

Text describing equipment details, sleeping cars, and train services for the Chicago, Kansas, Oklahoma and Texas route.



NORTH and EAST—Via Purcell

Table with columns for Mls, STATIONS, and train schedules for North and East routes via Purcell.

Connecting Trains

Table listing connecting train schedules for various stations and routes.

EQUIPMENT

Text describing equipment details, sleeping cars, and train services for the North and East route.

Explanatory Note: Sec. = Section; D. R. = Drawing-room; Comps. = Compartments; Obs. = Observation; Via Texas and Pacific Ry. Flag stop.



(P) New Orleans, Texas and California

WEST—Via Houston and Clovis

Mls	STATIONS	3-18-91 92-97-1 Daily	THE SCOUT By Days
0	Lv New Orleans, Gulf Coast Lines	10.00AM	San. Mon. Tues. Wed. Thur. Fri. Sat.
90	" Baton Rouge	12.20PM	" " " " " " "
148	" Opelousas	2.25PM	" " " " " " "
219	" Beaumont	6.00PM	" " " " " " "
367	Ar Houston	8.20PM	" " " " " " "
367	Lv Houston	10.10PM	G.C. & S.F.
387	" Rosenberg	11.10PM	" " " " " " "
416	" Sealy	11.48PM	" " " " " " "
463	" Somerville	1.12AM	Mon. Tues. Wed. Thur. Fri. Sat. Sun.
496	" Milano	f 2.05AM	" " " " " " "
540	" Temple	3.50AM	" " " " " " "
634	" Lometa	6.34AM	" " " " " " "
674	" Brownwood	8.45AM	" " " " " " "
704	" Coleman	9.45AM	" " " " " " "
788	Ar Sweetwater	12.30PM	" " " " " " "
828	Lv Snyder	1.52PM	P. & S. F.
895	" Slaton	4.10PM	" " " " " " "
910	" Lubbock	4.45PM	" " " " " " "
1009	Ar Clovis (C. T.)	7.30PM	A.T. & S.F.
1009	Lv Clovis (Mt. Time)	8.30PM	" " " " " " "
1139	" Vaughn	12.08AM	Tues. Wed. Thur. Fri. Sat. Sun. Mon.
1248	" Belen	3.45AM	" " " " " " "
1392	" Gallup	8.35AM	" " " " " " "
1520	" Winslow	12.30PM	" " " " " " "
1579	" Flagstaff	2.30PM	" " " " " " "
1618	Ar Williams	3.45PM	" " " " " " "
1677	Ar Grand Canyon	6.30PM	A.T. & S.F.
1677	Lv Grand Canyon	11.15AM	" " " " " " "
1636	Lv Ash Fork	4.40PM	A.T. & S.F.
1813	" Needles	9.35PM	" " " " " " "
1982	Ar Barstow	2.55AM	Wed. Thur. Fri. Sat. Sun. Mon. Tues.
2063	" San Bernardino	5.50AM	" " " " " " "
2123	" Los Angeles	8.15AM	" " " " " " "
2250	" San Diego	1.15PM	" " " " " " "
1982	Lv Barstow	4.50AM	A.T. & S.F.
2122	Ar Bakersfield	9.15AM	" " " " " " "
2233	" Fresno	12.35PM	" " " " " " "
2366	" Stockton	4.25PM	" " " " " " "
2435	" Oakland	7.45PM	" " " " " " "
2433	Lv Ferry Point	7.15PM	A.T. & S.F.
2441	Ar San Francisco	8.00PM	" " " " " " "

Connecting Trains

Mls	STATIONS	3-18-91 92-97-1 Daily
0	Lv Galveston	8.25PM Sun. Mon. Tues. Wed. Thur. Fri. Sat.
53	Ar Houston	9.55PM " " " " " " "
0	Lv Brownwood	9.10AM Mon. Tues. Wed. Thur. Fri. Sat. Sun.
95	Ar San Angelo	12.55PM " " " " " " "
0	Lv Brownsville	6.00AM Sun. Mon. Tues. Wed. Thur. Fri. Sat.
371	Ar Houston	7.30PM " " " " " " "
0	Lv Dallas	9.25PM Sun. Mon. Tues. Wed. Thur. Fri. Sat.
32	Ar Fort Worth	10.20PM " " " " " " "
32	Lv Fort Worth	10.40PM " " " " " " "
122	Ar Brownwood	8.15AM Mon. Tues. Wed. Thur. Fri. Sat. Sun.
0	Lv San Antonio	8.00PM Sun. Mon. Tues. Wed. Thur. Fri. Sat. Sun.
357	Ar Brownwood	8.15AM Mon. Tues. Wed. Thur. Fri. Sat. Sun.

EQUIPMENT
 No. 3-New Orleans to Houston; No. 18-Galveston to Temple; No. 91-Temple to Sweetwater; No. 92-Sweetwater to Texico; No. 97-Texico to Clovis; No. 1-Clovis to California Daily. (The California Special).
 Sleeping Car... New Orleans to Los Angeles—12 Sec. D. R.
 Galveston to Kansas City—12 Sec. D. R. (on No. 18 from Temple).
 Galveston to Denver—12 Sec. D. R. (on Nos. 18-11 from Temple).
 Galveston to Wichita—12 Sec. D. R. (on Nos. 96-10 from Slaton).
 Milano to Temple—12 Sec. D. R. (from San Antonio; for Denver).
 Galveston to Paris—12 Sec. D. R. (on Nos. 67 from Temple).
 San Antonio to Brownwood—12 Sec. D. R. (via I. & G. N. and No. 16 to Temple).
 Needles to Barstow—12 Sec. D. R. (for San Fran. on No. 9; from Chgo. on No. 9).
 Chicago and Kansas City to Los Angeles—12 Sec. D. R. (on No. 1 to Clovis).
 Clovis to Albg.—12 Sec. D. R. (from Amarillo; from Belen on No. 14).
 Kansas City to Los Angeles (on No. 1 to Clovis).
 Chicago to Los Angeles (on No. 1 to Clovis).
 Seligman to Barstow (for San Fran. on No. 9). Denver to Los Angeles, (on No. 13 to Belen). Tue. and Sat.
 Chair Car... New Orleans to Houston. Galveston to Temple. Coach. Temple to Clovis. Clovis to Los Angeles. Barstow to San Francisco (on No. 9).
 For ferry service, Ferry Point, Oakland and San Francisco, see San Francisco-Oakland Terminal note, bottom page 13.

EAST—Via Clovis and Houston

Mls	STATIONS	22-28-91 92-17-4 Daily	THE MISSIONARY By Days
0	Lv San Francisco	11.30AM	Sun. Mon. Tues. Wed. Thur. Fri. Sat.
8	Ar Ferry Point	12.07PM	" " " " " " "
0	Lv Oakland	11.20AM	Sun. Mon. Tues. Wed. Thur. Fri. Sat.
85	" Stockton	2.08PM	" " " " " " "
208	" Fresno	5.00PM	" " " " " " "
319	" Bakersfield	8.20PM	" " " " " " "
459	Ar Barstow	12.50AM	Mon. Tues. Wed. Thur. Fri. Sat. Sun.
0	Lv San Diego	2.00PM	Sun. Mon. Tues. Wed. Thur. Fri. Sat.
126	" Los Angeles	7.35PM	" " " " " " "
187	" Riverside	9.35PM	" " " " " " "
197	" San Bernardino	10.10PM	" " " " " " "
270	" Barstow	1.10AM	Mon. Tues. Wed. Thur. Fri. Sat. Sun.
448	" Needles	5.40AM	" " " " " " "
625	" Ash Fork	1.55PM	" " " " " " "
648	Ar Williams	3.15PM	" " " " " " "
712	Ar Grand Canyon	6.30PM	A.T. & S.F.
712	Lv Grand Canyon	11.15AM	" " " " " " "
648	Lv Williams	3.15PM	A.T. & S.F.
682	Ar Flagstaff	4.20PM	" " " " " " "
741	" Winslow	5.45PM	" " " " " " "
869	" Gallup	9.55PM	" " " " " " "
1013	" Belen	1.55AM	Tues. Wed. Thur. Fri. Sat. Sun. Mon.
1122	" Vaughn	5.25AM	" " " " " " "
1252	" Clovis (Mt. Time)	8.45AM	" " " " " " "
1252	Lv Clovis (Cent. Time)	10.15AM	" " " " " " "
1351	Ar Lubbock	12.50PM	P. & S. F.
1366	" Slaton	1.20PM	" " " " " " "
1438	" Snyder	3.24PM	" " " " " " "
1473	" Sweetwater	4.50PM	" " " " " " "
1557	" Coleman	7.15PM	G.C. & S.F.
1587	" Brownwood	8.15PM	" " " " " " "
1645	" Lometa	10.29PM	" " " " " " "
1721	" Temple	1.10AM	Wed. Thur. Fri. Sat. Sun. Mon. Tues.
1765	" Milano	3.25AM	" " " " " " "
1798	" Somerville	" " " " " " "	
1845	" Sealy	5.50AM	" " " " " " "
1874	" Rosenberg	6.32AM	" " " " " " "
1894	" Houston	7.40AM	" " " " " " "
1947	" Galveston	9.35AM	" " " " " " "
1894	Lv Houston	8.20AM	Gulf Coast Lines
1894	Ar Beaumont	10.50AM	" " " " " " "
2113	" Opelousas	2.25PM	" " " " " " "
2171	" Baton Rouge	4.35PM	" " " " " " "
2261	Ar New Orleans	6.55PM	" " " " " " "

Connecting Trains

Mls	STATIONS	22-28-91 92-17-4 Daily
0	Lv Brownwood	8.45PM Tues. Wed. Thur. Fri. Sat. Sun. Mon. Tues.
357	Ar San Antonio	8.45AM I. & G. N.
0	Lv Temple	3.35AM Wed. Thur. Fri. Sat. Sun. Mon. Tues.
100	Ar Cleburne	6.15AM " " " " " " "
123	Ar Fort Worth	7.40AM " " " " " " "
153	Ar Dallas	8.25AM " " " " " " "
0	Lv Houston	8.25AM Wed. Thur. Fri. Sat. Sun. Mon. Tues.
371	Ar Brownsville	9.55PM " " " " " " "

EQUIPMENT
 No. 22-California to Clovis; No. 98-Clovis to Texico; No. 91-Texico to Sweetwater; No. 92-Sweetwater to Temple; No. 17-Temple to Houston; No. 4-Houston to New Orleans Daily. (The Texas Express).
 Sleeping Car... San Francisco to Kansas City—12 Sec. D. R. (on No. 22 from Clovis).
 Los Angeles to Kansas City—12 Sec. D. R. (on No. 22 from Clovis).
 Los Angeles to Kansas City—12 Sec. D. R. (on No. 14 from Belen).
 Los Angeles to New Orleans—12 Sec. D. R.
 Brownwood to San Antonio—12 Sec. D. R. (via I. & G. N. 5 from Milano).
 Temple to Galveston—12 Sec. D. R. (from Denver; Paris, Wichita and Kansas City).
 Temple to Milano—12 Sec. D. R. (from Denver; for San Antonio).
 Cafe-Obs. Car... Ferry Point to Riverbank.
 Tourist Sleeper... San Francisco to Seligman. Los Angeles to Seligman.
 Chair Car... Los Angeles to Clovis. Temple to Houston. Houston to New Orleans.
 Coach... Clovis to Temple.
 For other equipment train 17, see Table O, page 21.
 Explanatory Note: Sec. = Section; D. R. = Drawing-room; Obs. = Observation. f Flag stop.
 For ferry service, Ferry Point, Oakland and San Francisco, see San Francisco-Oakland Terminal note, bottom page 13.



(Q) Texas, Oklahoma and California

NORTH and WEST—Via Newton and La Junta

Mls	STATIONS	6-3 Daily	Example	18-9 Daily	Example	18-11-9 Daily	Example
0	Lv Galveston	G.C. & S.F.	7.30AM	Sun.	8.25PM	Sun.	8.25PM
53	" Houston	"	9.35AM	"	10.10PM	"	10.10PM
175	" Milano	"	2.28PM	"	f 2.05AM	Mon.	f 2.05AM
318	" Cleburne	"	7.50PM	"	6.40AM	"	6.40AM
346	Ar Ft. Worth	"	8.50PM	"	7.40AM	"	7.40AM
0	Lv Dallas	"	9.25PM	Sun.	"	"	"
32	Ar Ft. Worth	"	10.20PM	"	"	"	"
346	Lv Ft. Worth	G.C. & S.F.	10.45PM	Sun.	8.15AM	Mon.	8.15AM
411	" Gainesville	"	12.20AM	Mon.	10.10AM	"	10.10AM
551	" Oklahoma City	A.T. & S.F.	5.00AM	"	3.40PM	"	3.40PM
723	" Wichita	"	12.10PM	"	10.45PM	"	10.45PM
750	" Newton	"	2.45PM	"	6.30AM	Tues.	2.15AM
1105	" La Junta	"	10.40PM	"	3.20PM	"	9.40AM
1320	Lv Las Vegas	"	f 6.30AM	Tues.	10.20PM	"	10.20PM
1453	" Albuquerque	"	11.45AM	"	3.25AM	Wed.	3.25AM
1835	Ar Williams	"	10.35PM	"	2.00PM	"	2.00PM
1899	Ar Grand Canyon	A.T. & S.F.	7.15AM	Wed.	6.30PM	Wed.	6.30PM
1899	Lv Grand Canyon	"	8.00PM	Tues.	11.15AM	"	11.15AM
1858	Ar Ash Fork	A.T. & S.F.	11.45PM	Tues.	3.40PM	Wed.	3.40PM
2034	Lv Needles	"	3.40AM	Wed.	8.00PM	"	8.00PM
2203	Ar Barstow	"	f 8.50AM	"	2.00AM	Thur.	2.00AM
2285	" San Bernardino	"	11.40AM	"	5.00AM	"	5.00AM
2345	" Los Angeles	"	2.00PM	"	7.35AM	"	7.35AM
2471	Ar San Diego	"	6.00PM	"	1.15PM	"	1.15PM
2344	Ar Bakersfield	A.T. & S.F.	"	"	9.15AM	Thur.	9.15AM
2656	" Oakland	"	"	"	7.45PM	"	7.45PM
2662	Ar San Francisco	"	"	"	8.00PM	"	8.00PM

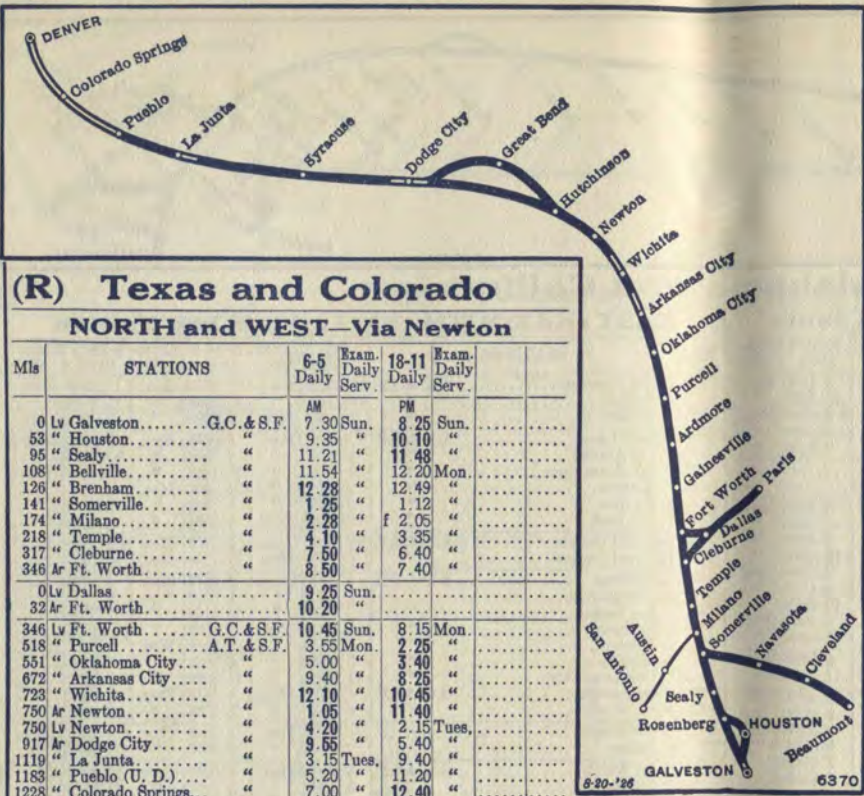
Connecting Trains

Mls	STATIONS	6-3 Daily	Example	18-9 Daily	Example	18-11-9 Daily	Example
0	Lv Beaumont	G. C. L.	5.12AM	Sun.	6.00PM	Sun.	6.00PM
90	Ar Houston	"	7.35AM	"	8.20PM	"	8.20PM
0	Lv San Antonio	I. & G. N.	9.00AM	Sun.	8.00PM	Sun.	8.00PM
149	Ar Milano	"	1.17PM	"	12.45AM	Mon.	12.45AM

EQUIPMENT
 No. 6-Galveston to Newton; No. 3-Newton to California. Daily. (The California Limited).
 Club-Lounge Car... Newton to Los Angeles.
 Sleeping Car... Galveston to Chicago—12 Sec. D. R. (on No. 6 from Newton).
 Dallas to Wichita—16 Sec. (on No. 66 to Ft. Worth; on No. 16 from Okla. City).
 Dallas to Denver—12 Sec. D. R. (on No. 66 to Ft. Worth; on Nos. 50-65-5 from Wichita).
 Ft. Worth to Okla. City—12 Sec. D. R.
 Obs.-Parlor Car... Los Angeles to San Diego. Chair Car... Galveston to Newton.
 Dining Car... Serves all meals west of Newton.
 For other equipment No. 3, see Table B, page 10.
 No. 18-Galveston to Newton; No. 9-Newton to California. (The Navajo).
 Sleeping Car... Galveston to Wichita—12 Sec. D. R. (on Nos. 91-92-96-10 from Temple).
 Galveston to Kansas City—12 Sec. D. R. (on No. 18 from Newton).
 Cleburne to Newton—12 Sec. D. R. (from San Antonio; on No. 11 from Denver).
 Galveston to Denver—12 Sec. D. R. (on No. 11 from Newton).
 Wichita to Kansas City—16 Sec. (on No. 18 from Newton).
 San Angelo to Dallas—12 Sec. D. R. (on No. 78 to Temple; from Cleburne on New Orleans to Los Angeles—12 Sec. D. R. (on Nos. 91-92-97-1 from Temple).
 Wichita to Topeka—16 Sec. (on No. 18 from Newton).
 Galveston to Paris—12 Sec. D. R. (on No. 67 from Cleburne).
 Chicago to Los Angeles—10 Sec. D. R. 2 Comps. (on No. 9 to Newton).
 Chicago to Los Angeles—10 Sec. Obs. (on No. 9 to Newton).
 Kansas City to Los Angeles—12 Sec. D. R. (on No. 9 to Newton).
 Chgo. to San Fran.—12 Sec. D. R. (on No. 9 to Newton; on No. 1 Needles to Barstow).
 Tourist Sleeper... Barstow to San Francisco (from Seligman on No. 1).
 Chair Car... Newton to Los Angeles (from Chicago).
 Nos. 18—Galv. to Newton; 11-Newton to La Junta; 9-La Junta to California. Daily. (The Navajo).
 Sleeping Car... Galv. to Deny.—12 Sec. D. R.; K.C. to Los Ang.—12 Sec. D. R. (on No. 9 to La Junta).
 Cleburne to La Junta—12 Sec. D. R. (from San Antonio; on No. 11 from Denver).
 Chgo. to Los A.—10 Sec. Obs. and 10 Sec. D. R. 2 Comps. (on No. 9 to La Junta).
 Albuquerque to Los Angeles—12 Sec. D. R. (from Chicago on Nos. 21-65-6-13).
 Galveston to Paris—12 Sec. D. R. (on No. 67 from Cleburne).
 Galveston to Wichita—12 Sec. D. R. (on Nos. 91-92-96-10 from Temple).
 Galveston to Kansas City—12 Sec. D. R. (on No. 18 from Ft. Worth).
 New Orleans to Los Angeles—12 Sec. D. R. (on Nos. 91-92-97-1 from Temple).
 San Angelo to Dallas—12 Sec. D. R. (on No. 78 to Temple; from Cleburne on No. 67).
 Wichita to Kan. City—16 Sec.; K.C. to Deny.—12 Sec. D. R. (on No. 11 to Newton).
 Kansas City to Denver—10 Sec. Obs. (on No. 11 to Newton).
 Chicago to San Fran.—12 Sec. D. R. (on No. 9 to La Junta; Needles to Barstow on No. 1).
 Explanatory Note: Sec. = Section; D.R. = Drawing-room; Comps. = Compartments; Obs. = Observation. o Sleeper ready for occupancy 9.00 p.m. x Operating stop only. o Via T. & P. Ry. f Flag stop.
 For ferry service, Ferry Point, Oakland and San Francisco, see San Francisco-Oakland Terminal note, bottom page 13.

EAST and SOUTH—Via La Junta and Newton

Mls	STATIONS	2-5 Daily	Example	22-14-5 Daily	Example	8-12-17 Daily	Example
0	Lv San Francisco	A.T. & S.F.	10.30PM	Sun.	11.30AM	Sun.	11.30AM
6	" Oakland	"	10.20PM	"	11.20AM	"	11.20AM
319	" Bakersfield	"	8.30AM	Mon.	8.20PM	"	8.20PM
0	Lv San Diego	A.T. & S.F.	2.10AM	Mon.	2.00PM	Sun.	6.30PM
127	" Los Angeles	"	9.30AM	"	3.35PM	"	10.30PM
187	" San Bernardino	"	11.35AM	"	10.10PM	"	12.40AM
268	" Barstow	"	2.30PM	"	1.10AM	Mon.	3.15AM
437	Ar Needles	"	6.40PM	"	5.30AM	"	7.35AM
614	Lv Ash Fork	"	2.20AM	Tues.	1.55PM	"	3.30PM
701	Ar Grand Canyon	A.T. & S.F.	7.15AM	Tues.	6.30PM	Mon.	9.35PM
701	Lv Grand Canyon	"	8.00PM	"	11.15AM	"	11.15AM
637	Lv Williams	A.T. & S.F.	3.50AM	Tues.	3.15PM	Mon.	4.50PM
1019	Ar Albuquerque	"	2.00PM	"	6.55AM	Tues.	3.15AM
1131	" Las Vegas	"	7.10AM	"	12.45PM		



(R) Texas and Colorado
NORTH and WEST—Via Newton

Mls	STATIONS	6-5 Daily	Exam. Daily Serv.	18-11 Daily	Exam. Daily Serv.
0	Lv Galveston..... G.C. & S.F.	AM		PM	
53	" Houston.....	7.30 Sun.	8.25 Sun.		
95	" Sealy.....	9.35 "	10.10 "		
108	" Bellville.....	11.21 "	11.48 "		
126	" Brenham.....	11.54 "	12.20 Mon.		
141	" Somerville.....	12.28 "	12.49 "		
174	" Milano.....	1.25 "	1.12 "		
218	" Temple.....	2.28 "	2.05 "		
317	" Cleburne.....	4.10 "	3.35 "		
346	Ar Ft. Worth.....	7.50 "	6.40 "		
		8.50 "	7.40 "		
0	Lv Dallas.....	9.25 Sun.			
32	Ar Ft. Worth.....	10.20 "			
346	Lv Ft. Worth..... G.C. & S.F.	10.45 Sun.	8.15 Mon.		
518	" Purcell..... A.T. & S.F.	3.55 Mon.	2.25 "		
551	" Oklahoma City.....	5.00 "	3.40 "		
672	" Arkansas City.....	9.40 "	8.25 "		
723	" Wichita.....	12.10 "	10.45 "		
750	Ar Newton.....	1.05 "	11.40 "		
750	Lv Newton.....	4.20 "	2.15 Tues.		
917	Ar Dodge City.....	9.55 "	5.40 "		
1119	" La Junta.....	3.15 Tues.	9.40 "		
1183	" Pueblo (U. D.).....	5.20 "	11.20 "		
1228	" Colorado Springs.....	7.00 "	12.40 "		
1302	Ar Denver (U. D.).....	10.00 "	3.30 "		

Connecting Trains

0	Lv Beaumont..... G. C. Lines	5.12 Sun.	6.00 Sun.
90	Ar Houston.....	7.35 "	8.20 "
0	Lv San Antonio..... I. & G. N.	9.00 Sun.	8.00 Sun.
71	" Austin.....	11.10 "	10.20 "
149	Ar Milano.....	1.17 "	12.45 Mon.

EQUIPMENT

No. 6—Galveston to Newton; No. 5—Newton to Denver. Daily. (Colorado Express).
 Sleeping Car..... Chicago to Denver—12 Sec., D. R. (on No. 5 to Newton).
 Dallas to Wichita—16 Sec. (on No. 66 to Ft. Worth; on No. 16 from Okla. City)
 Dallas to Denver—12 Sec., D. R. (on No. 66 to Fort Worth; from Wichita on Nos. 50-65-5).
 Ft. Worth to Oklahoma City—12 Sec. D. R.
 Dodge City to La Junta—12 Sec., D. R. (from Chicago on Nos. 21-65 for Los Angeles on Nos. 13-9).
 Chair Car..... Galveston to Kansas City (on No. 6 from Newton). Kansas City to Denver (on No. 5 to Newton).

No. 18—Galveston to Newton; No. 11—Newton to Denver. Daily. (The Ranger).
 Sleeping Car..... Galveston to Denver—12 Sec., D. R.
 Galveston to Kansas City—12 Sec., D. R. (on No. 18 from Newton).
 Galveston to Paris—12 Sec., D. R. (on No. 67 from Cleburne).
 Galveston to Wichita—12 Sec., D. R. (on Nos. 91-92-96-10 from Temple).
 Cleburne to Denver—12 Sec., D. R. (from San Antonio).
 New Orleans to Los Angeles—12 Sec., D. R. (on No. 91-92-97-10 from Temple).
 San Angelo to Dallas—12 Sec., D. R. (on No. 78 to Temple; from Cleburne on No. 67).
 Chair Car..... Galveston to Kansas City (on No. 18 from Newton). Kansas City to Denver (on No. 11 to Newton). Coaches.

For equipment of trains west of Denver, see Table "M" page 19.

EXPRESS SERVICE
VIA THE ATCHISON, TOPEKA & SANTA FE RAILWAY CO.

FROM all stations along this railroad, shipments by express may be sent over the shortest and most direct route to any of the 26,700 points in the United States, and Canada, served by the American Railway Express.

This coordinated railway express is useful to manufacturers, merchants and farmers, particularly where time and careful handling are essential factors. For the occasional shipper it is a convenience at little cost and less trouble. Express operation is uniquely American, as the railways of no other country have such an organization.

In recommending the use of express to our patrons we emphasize these outstanding advantages:

The American Railway Express Company pick up and deliver shipments within its designated limits at no extra cost.

A duplicate system of receipts to the shipper and from the consignee insures safety.

Shipments are accepted either prepaid or with charges collect and C. O. D. Remittances promptly returned.

Free liability for full value up to \$50.00 for 100 lbs. or less and at same ratio for heavier shipments.

Prompt notification if shipments cannot be delivered.

For details of rates, advice in regard to packing and marking or for vehicle call, telephone the American Railway Express Agent nearest you.

EAST and SOUTH—Via Newton

Mls	STATIONS	6-5 Daily	Exam. Daily Serv.	12-17 Daily	Exam. Daily Serv.
0	Lv Denver (U. D.)..... A.T. & S.F.	8.00 PM	Sun.	9.30 AM	Sun.
74	" Colo. Spgs. "D".....	10.30 "	"	11.55 "	"
119	" Pueblo (U. D.).....	11.50 "	"	1.30 "	"
183	" La Junta.....	1.45 Mon.	"	3.15 "	"
385	" Dodge City.....	8.30 "	"	9.30 "	"
552	Ar Newton.....	1.20 "	"	2.05 Mon.	"
552	Lv Newton.....	4.20 "	"	5.50 "	"
579	Ar Wichita.....	5.10 "	"	6.35 "	"
630	" Arkansas City.....	7.00 "	"	8.30 "	"
751	" Oklahoma City.....	11.30 "	"	1.00 "	"
784	" Purcell.....	1.05 Tues.	"	2.20 "	"
956	" Ft. Worth..... G.C. & S.F.	6.30 "	"	8.20 "	"
956	Lv Ft. Worth.....	6.50 Tues.	"	9.50 Mon.	"
988	Ar Dallas.....	7.40 "	"	10.40 "	"
956	Lv Ft. Worth..... G.C. & S.F.	8.00 Tues.	"	10.40 Mon.	"
984	Ar Cleburne.....	9.00 "	"	11.25 "	"
1083	" Temple.....	12.20 "	"	2.00 Tues.	"
1127	" Milano.....	2.04 "	"	3.25 "	"
1160	" Somerville.....	3.06 "	"	"	"
1175	" Brenham.....	3.41 "	"	4.53 "	"
1193	" Bellville.....	4.23 "	"	5.25 "	"
1206	" Sealy.....	4.53 "	"	5.50 "	"
1249	" Houston.....	6.55 "	"	7.40 "	"
1302	Ar Galveston.....	9.10 "	"	9.35 "	"

Connecting Trains

0	Lv Ft. Worth..... T. & P.	6.50 Tues.	4.15 Mon.
32	Ar Dallas.....	7.40 "	5.05 "
547	Ar New Orleans.....	7.00 Wed.	8.20 Tues.
0	Lv Milano..... I. & G. N.	4.37 Tues.	3.30 Tues.
71	Lv Austin.....	7.00 "	6.10 "
149	Ar San Antonio.....	9.30 "	8.45 "
0	Lv Somerville..... G.C. & S.F.	6.35 Tues.	
175	Ar Beaumont.....	1.00 "	
0	Lv Houston..... G. C. Lines	9.00 Tues.	8.20 Tues.
90	Ar Beaumont.....	11.25 "	10.50 "

EQUIPMENT

No. 12—Denver to Newton; No. 17—Newton to Galveston. Daily. (The Ranger).
 Sleeping Car..... Denver to Galveston—12 Sec., D. R.
 Denver to Ft. Worth—12 Sec., D. R.
 Denver to San Antonio—12 Sec., D. R. (via I. & G. N. No. 5 from Milano).
 Denver to Los Angeles—12 Sec., D. R. (on No. 9 from La Junta).
 Denver to Kansas City—12 Sec., D. R. (on No. 12 from Newton).
 Newton to Wichita—16 Sec. (on No. 17 from Kansas City; also Topeka).
 Newton to Wichita—12 Sec., D. R. (on No. 17 from Kansas City).
 Newton to Galveston—12 Sec., D. R. (on No. 17 from Kansas City).
 Newton to Oklahoma City—12 Sec., D. R. (on No. 17 from Kansas City).
 Dallas to San Angelo—12 Sec., D. R. (on No. 66 to Ft. Worth; from Temple on Nos. 91-17).
 Los Angeles to New Orleans—12 Sec., D. R. (on Nos. 22-93-91-92 to Temple).
 Brownwood to San Antonio—12 Sec., D. R. (on No. 92 to Temple).
 Wichita to Galveston—12 Sec., D. R. (on Nos. 21-93-91-92 to Temple).
 Paris to Galveston—12 Sec., D. R. (on No. 68 to Cleburne).
 Chair Car..... Denver to Kansas City (on No. 12 from Newton). Kansas City to Galveston (on No. 17 to Newton).

No. 8—Denver to Newton; No. 5—Newton to Galveston. Daily. (Texas Express).
 Sleeping Car..... Denver to Dallas—12 Sec., D. R. (on No. 15 to Wichita; from Ft. Worth on No. 65).
 Oklahoma City to Ft. Worth—12 Sec., D. R.
 Wichita to Dallas—16 Sec. (on No. 15 to Oklahoma City; from Ft. Worth on No. 65).
 Chair Car..... Denver to Kansas City on No. 6 from Newton). Kansas City to Galveston (on No. 5 to Newton).

For equipment of trains west of Denver, see Table "M" page 19.

Explanatory Note: Sec.—Section; D. R.—Drawing-room; Obs.—Observation; U. D.—Union Depot. "D"—D. & R. G. W. Station. f Flag stop. ◯ Via Texas and Pacific Ry.

(S) Colorado and El Paso

Read down SOUTH and NORTH Read up

Example Daily Service	27-13 Daily	Mls.	STATIONS	14-26-28 Daily	Example Daily Service
Sunday	11.30PM	0	Lv Denver (U. D.)..... Ar	7.00AM	Tuesday
Monday	2.00AM	73.9	" Colorado Springs..... Ar	4.20AM	"
"	3.40AM	118.5	" Pueblo (U. D.)..... Ar	1.10AM	"
"	5.25AM	182.4	" La Junta..... Lv	11.10PM	Monday
"	8.05AM	264.2	" Trinidad..... Ar	6.40PM	"
"	1.40PM	397.6	" Las Vegas..... Lv	1.15PM	"
"	7.00PM	529.9	Ar Albuquerque..... Lv	7.45AM	"
Tuesday	11.30PM	529.9	Lv Albuquerque..... Ar	6.55AM	"
"	2.50AM	632.6	" San Marcial..... Ar	3.30AM	"
"	4.04AM	670.7	" Engle..... Ar	2.14AM	"
"	5.05AM	707.1	Ar Rincon..... Lv	1.05AM	Monday
Tuesday	9.40AM	760.6	Ar Deming..... Lv	6.30PM	Sunday
"	11.50AM	807.6	Ar Silver City..... Lv	4.25PM	"
Tuesday	7.50AM	783.6	Ar El Paso..... Lv	10.15PM	Sunday

EQUIPMENT

C. & S. No. 27—Denver to Pueblo—No. 13 Pueblo to El Paso.
 Sleeping Car..... Denver to El Paso—12 Sec., D. R.
 La Junta to Albuquerque—12 Sec., D. R. (from Chicago; for Los Angeles on No. 9).
 Albuquerque to El Paso—12 Sec., D. R.
 Albuquerque to Amarillo—12 Sec., D. R. (on No. 22 from Belen).
 Albuquerque to Silver City—12 Sec., D. R. (on No. 17 from Rincon).
 Tourist Sleeper..... Denver to Los Angeles (on No. 1 from Belen). Tue. and Sat.
 Chair Car..... Denver to Pueblo. Pueblo to El Paso.
 No. 14—El Paso to La Junta; No. 26—C. & S. 28—La Junta to Denver.
 Sleeping Car..... El Paso to Denver—12 Sec., D. R.
 El Paso to Albuquerque—12 Sec., D. R.
 Silver City to Albuquerque—12 Sec., D. R. (on No. 18 to Rincon).
 Belen to La Junta—12 Sec., D. R. (from Los Angeles on No. 22; for Kansas City on No. 14).
 Amarillo to Albuquerque—12 Sec., D. R. (on No. 1 to Belen).
 Chair Car..... El Paso to Denver.

(T) Wichita, Oklahoma City and Dallas

Read down SOUTH and NORTH Read up

Example Daily Service	5-65	Mls.	STATIONS	66-6	Example Daily Service
Sunday	5.20PM	0	Lv Wichita..... A.T. & S.F. Ar	11.30AM	Monday
"	11.55PM	172	" Oklahoma City..... Ar	4.45AM	"
Monday	1.15AM	205	" Purcell..... G.C. & S.F. Ar	3.45AM	"
"	3.30AM	272	" Ardmore..... Ar	1.45AM	"
"	4.45AM	312	" Gainesville..... Lv	12.20AM	"
"	6.30AM	377	Ar Ft. Worth..... Ar	10.45PM	Sunday
"	6.50AM	377	Lv Ft. Worth..... Ar	10.20PM	"
"	7.40AM	409	Ar Dallas..... Lv	9.25PM	"

EQUIPMENT

No. 5—Wichita to Ft. Worth; No. 65—Ft. Worth to Dallas.
 Sleeping Cars..... Oklahoma City to Dallas—16 Sec.
 Oklahoma City to Ft. Worth—12 Sec., D. R. Coaches.
 Denver to Dallas—12 Sec., D. R. (on Nos. 6-15 to Wichita).
 No. 66—Dallas to Ft. Worth; No. 6—Ft. Worth to Wichita.
 Sleeping Cars..... Dallas to Oklahoma City—16 Sec.
 Dallas to Denver—12 Sec., D. R. (on Nos. 50-65-5 from Wichita).
 Dallas to San Angelo—12 Sec., D. R. (on Nos. 17-91-77; from Ft. Worth).
 Ft. Worth to Okla. City—12 Sec., D. R. Coaches.

(U) Wichita and Tulsa

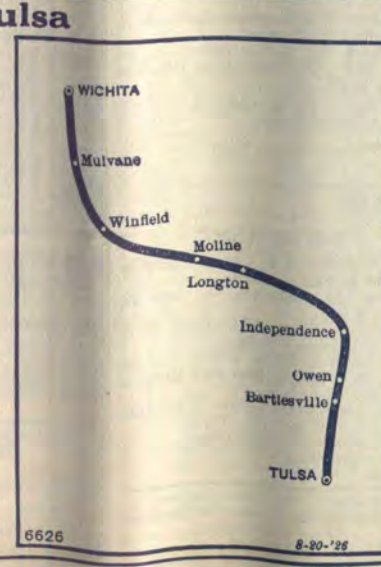
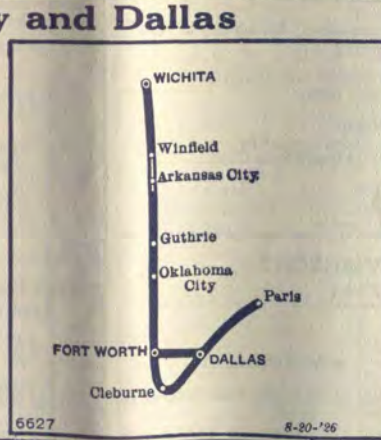
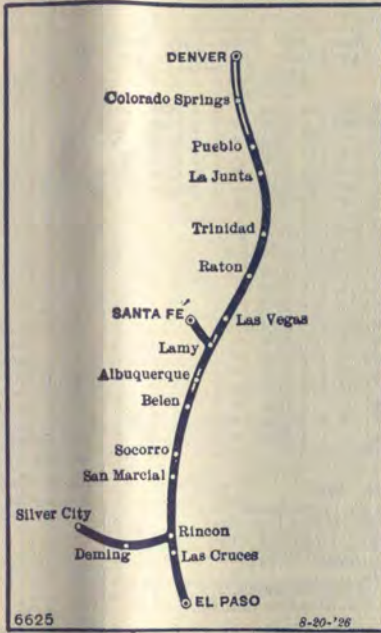
Read down EAST and WEST Read up

Example Daily Service	13-14-47 Daily	Mls.	STATIONS	48-13-14 Daily	Example Daily Service
Sunday	9.45PM	0	Lv Wichita..... Ar	9.35AM	Monday
"	10.15PM	18	" Mulvane..... Ar	8.07AM	"
"	11.20PM	35	" Wellington..... Ar	"	"
Monday	12.14AM	55	" Winfield..... Ar	7.15AM	"
"	1.03AM	78	" Cambridge..... Ar	6.28AM	"
"	1.44AM	101	" Moline..... Ar	5.45AM	"
"	2.05AM	114	" Longton..... Ar	5.24AM	"
"	2.50AM	138	Ar Independence..... Lv	4.45AM	"
"	5.16AM	155	" Havana..... Ar	2.13AM	"
"	5.54AM	175	" Dewey..... Ar	1.35AM	"
"	6.05AM	179	" Bartlesville..... Ar	1.26AM	"
"	7.05AM	210	" Collinsville..... Ar	12.25AM	"
"	7.45AM	229	Ar Tulsa..... Lv	11.45PM	Sunday

EQUIPMENT

No. 13—Wichita to Wellington; No. 14—Wellington to Independence; No. 47—Independence to Tulsa. Daily.
 Sleeping Car..... Wichita to Tulsa—16 Sec.
 Wellington to Tulsa—12 Sec., D. R. (on No. 22-14 from Amarillo).
 Chair Car..... Wichita to Tulsa (with changes en route). Coaches.
 No. 48—Tulsa to Independence; No. 13—Independence to Winfield; No. 14—Winfield to Wichita. Daily.
 Sleeping Car..... Tulsa to Wichita—16 Sec.
 Chair Car..... Tulsa to Wichita (with changes en route). Coaches.

Explanatory Notes:
 Sec.—Section; D. R.—Drawing-room; Comp.—Compartment; Obs.—Observation; U. D.—Union Depot.



Carlsbad Caverns
New Mexico

Like a Grand Canyon Underground

Subterranean Marvel of the Santa Fe southwest. In the rugged foothills of the Guadalupe Mountains—about 28 miles southwest of Carlsbad, New Mexico.

An approximate five hour under earth trip, involving very little expense. Something comparatively new that offers—Possibility of strange adventure—miracles of unearthly beauty—stalagmites of monstrous size—stalactites that glisten like jewels. All-Expense personally conducted tours this summer from Chicago and Kansas City. See page 16 this folder.

Ask for picture-folder

Cross Crossings Cautiously

Not even with 24,000,000 registered automobiles on American highways and 233,000 railroad crossings is there any justification for 5,640 crashes at such crossings in 1927, with 2,371 persons killed and 6,613 injured; 89 per cent of such crashes involved automobiles, 1,100 of which were driven into sides of engines or trains, drivers of which, in many instances, were trying to beat train to the crossing.

The prevention of railroad crossing accidents is by no means solely a railroad problem, since such casualties represent only 11 per cent of the total of 23,000 killed, and but 1 per cent of the 600,000 persons injured annually upon our highways. Rightfully their problem, the public are entitled to hold to a strict accountability drivers whose irresponsibility creates the problem.

(V) Chicago, Kansas City, Wellington and Tulsa

Table with columns: Mls, STATIONS, 1-47 Daily, 49 Daily, 5-45 Daily, 51 Daily. Includes routes to Chicago, Kansas City, Wellington, and Tulsa.

EQUIPMENT

No. 1—Chicago to Kansas City; No. 47—Kansas City to Tulsa. Daily. Sleeping Car... Chicago to Los Angeles—12 Sec., D. R. (on No. 1 from Kansas City).

(W) Paris and Galveston WEST and SOUTH

Table with columns: Mls, STATIONS, 5-68-17 Daily, Example. Includes routes to Paris and Galveston.

NORTH and EAST

Table with columns: Mls, STATIONS, 18-67 Daily, Example. Includes routes to Galveston and Paris.

Exploratory Note: Sec.—Section; D.R.—Drawing-room; Comp.—Compartment; Obs.—Observation. f Flag stop Oil Flyer.

NORTH

Table with columns: Mls, STATIONS, 50-6 Daily, 48-22 Daily, 52 Daily, 46-14 Daily. Includes routes to Tulsa, Wellington, and Coffeyville.

EQUIPMENT

No. 50—Tulsa to Kansas City; No. 6—Kansas City to Chicago. Daily. Sleeping Car... Tulsa to Chicago—10 Sec., D. R., 2 Comps.

(X) Mexico Line—(Via Laredo)

Table with columns: WEST and SOUTH, NORTH and EAST. Includes routes to Chicago, Kansas City, and Mexico City.

EQUIPMENT

No. 1—Chicago to Kansas City; No. 17—Kansas City to Texas and Mexico. Daily. (The Ranger). Sleeping Car... San Antonio to Mexico City—14 Sec., D. R.

SANTA FE READING ROOMS

The Santa Fe maintains for its employees 23 Reading Rooms and Club Houses on the System. The yearly cost for operation is about \$75,000, the equipment being valued at \$400,000.

(Y) Mexico Line—(via El Paso)

Table with columns: WEST and SOUTH, NORTH and EAST. Includes routes to Chicago, Kansas City, and Mexico City via El Paso.

EQUIPMENT

Sleeping Cars ready for occupancy at Chicago at 9:45 p.m. No. 21—Chicago to Newton; No. 65—Newton to Dodge City; No. 5—Dodge City to La Junta; No. 13—La Junta to El Paso.

(Z) Tulsa and Amarillo

Table with columns: WEST and EAST. Includes routes to Tulsa and Amarillo.

EQUIPMENT

No. 50—Tulsa to Independence; No. 75—Independence to Wellington; No. 21—Wellington to Amarillo. Daily. Sleeping Car... Amarillo to Tulsa—12 Sec., D. R.

Exploratory Note: Sec.—Section; D.R.—Drawing-room; Comp.—Compartment; Obs.—Observation.

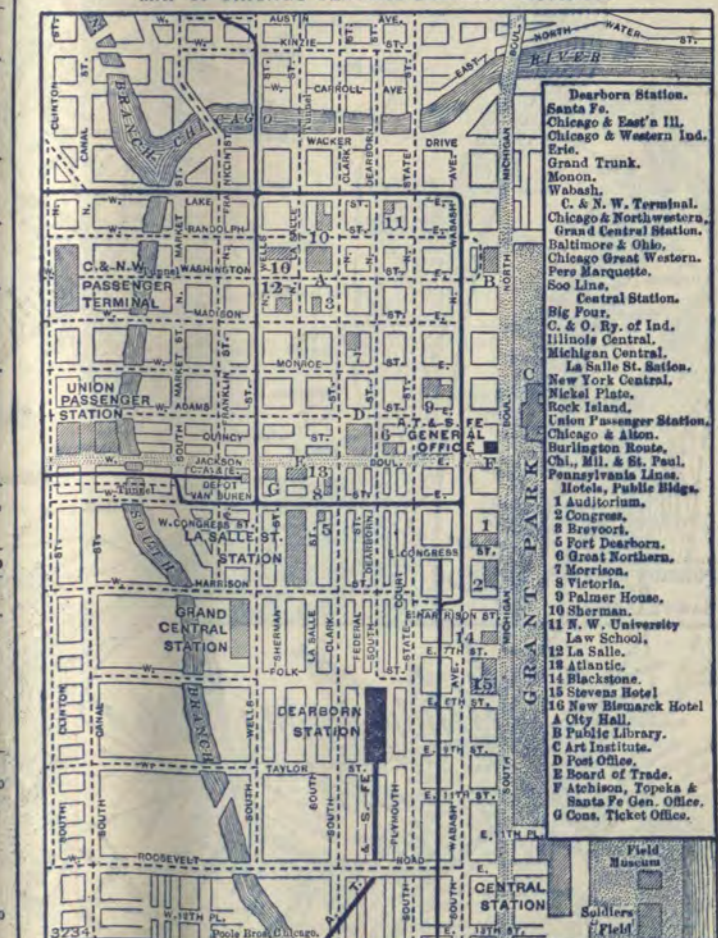
(YY) Mexico Line—(Via Houston)

Table with columns: WEST and SOUTH, NORTH and EAST. Includes routes to Chicago, Kansas City, and Mexico City via Houston.

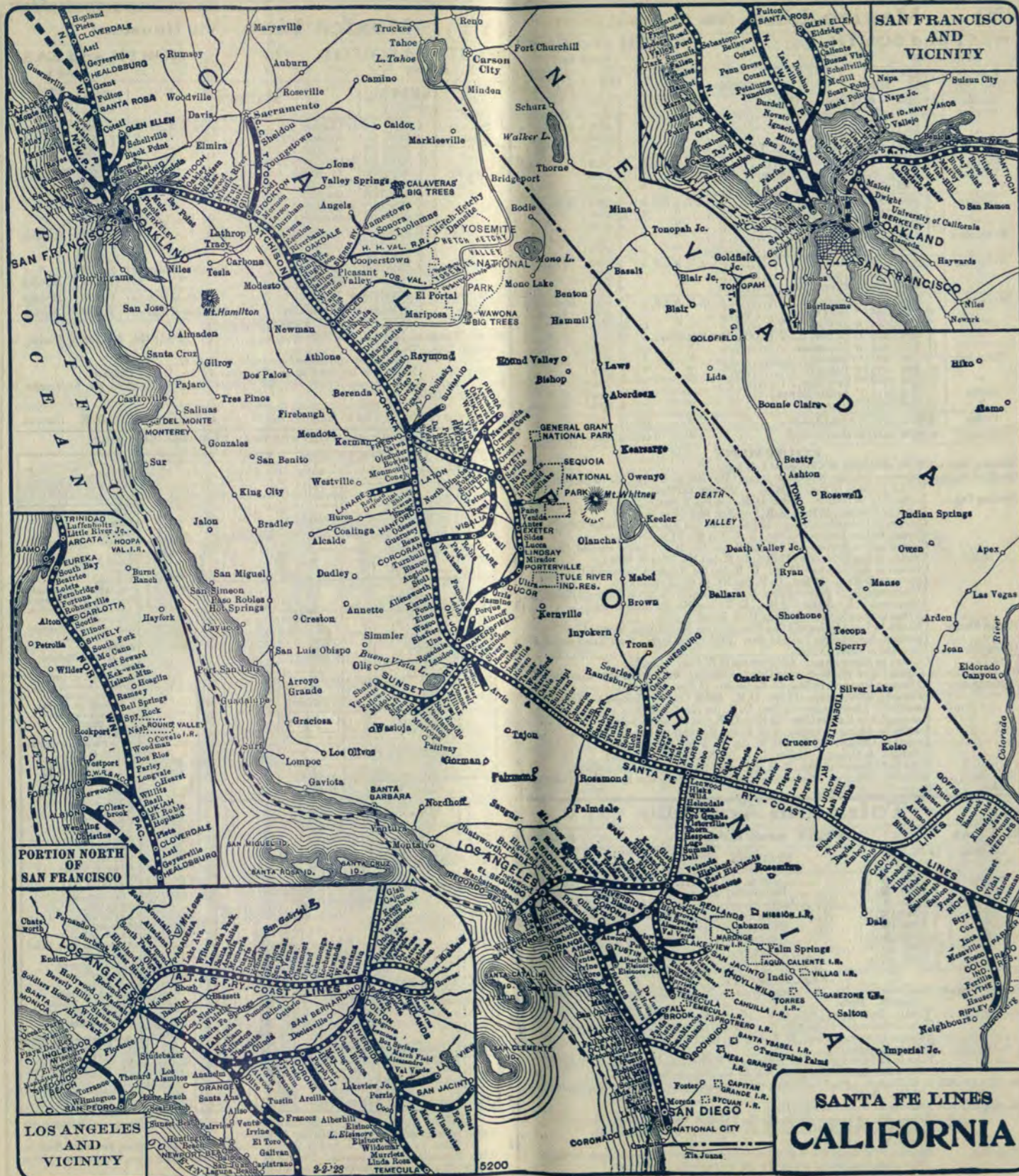
EQUIPMENT

No. 5—Chicago to Houston; No. 303—Houston to Corpus Christi; No. 2—Corpus Christi to Mexico City. Daily. Sleeping Car... Houston to Mexico City and Tampico—12 Sec., D. R. Coaches.

MAP OF CHICAGO CENTRAL BUSINESS DISTRICT.

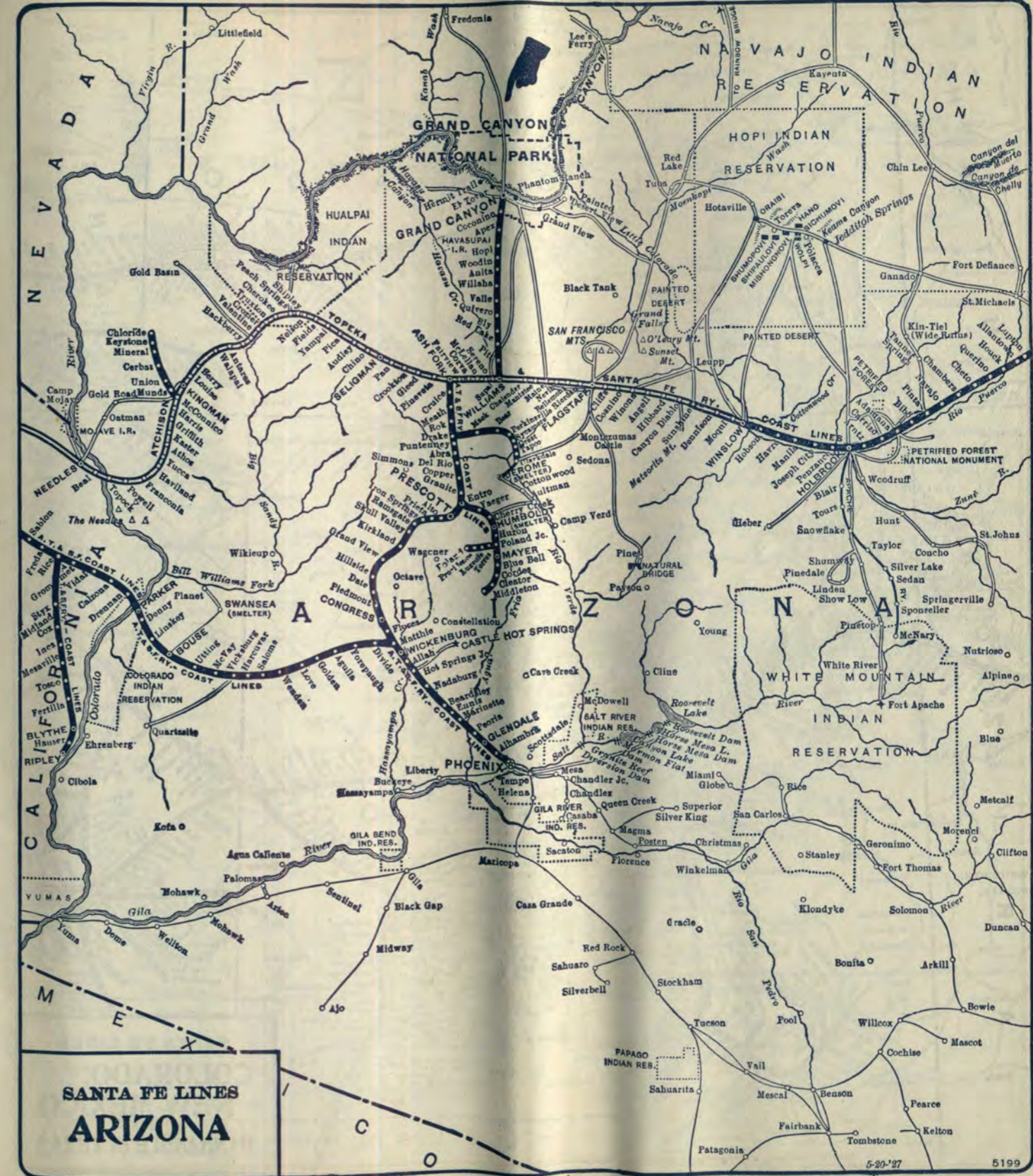


The Union Elevated Loop circles the main business district of Chicago, affording quick transit between different parts of the city and suburbs. All Santa Fe passenger trains for Chicago arrive at and depart from Dearborn Station.



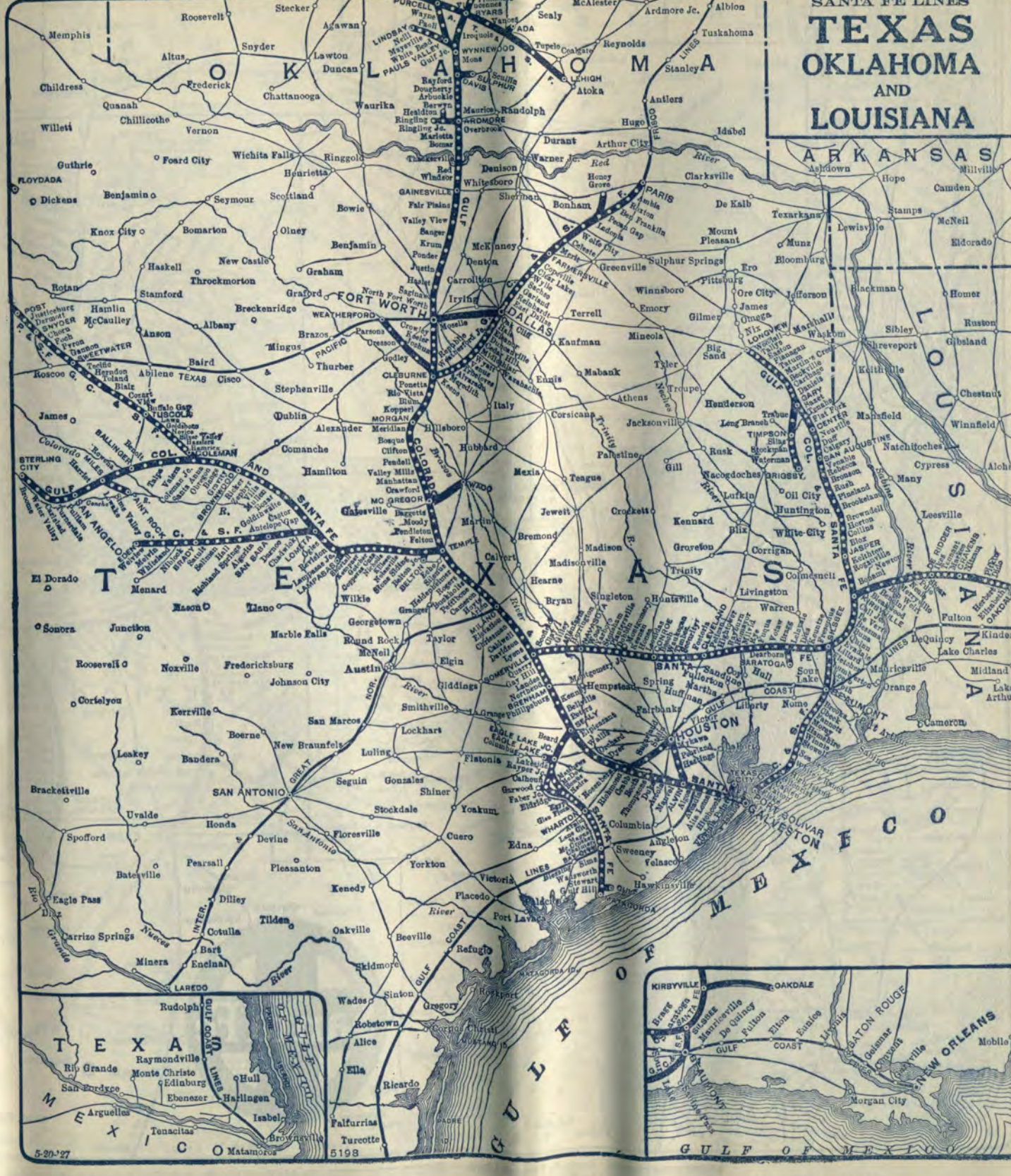
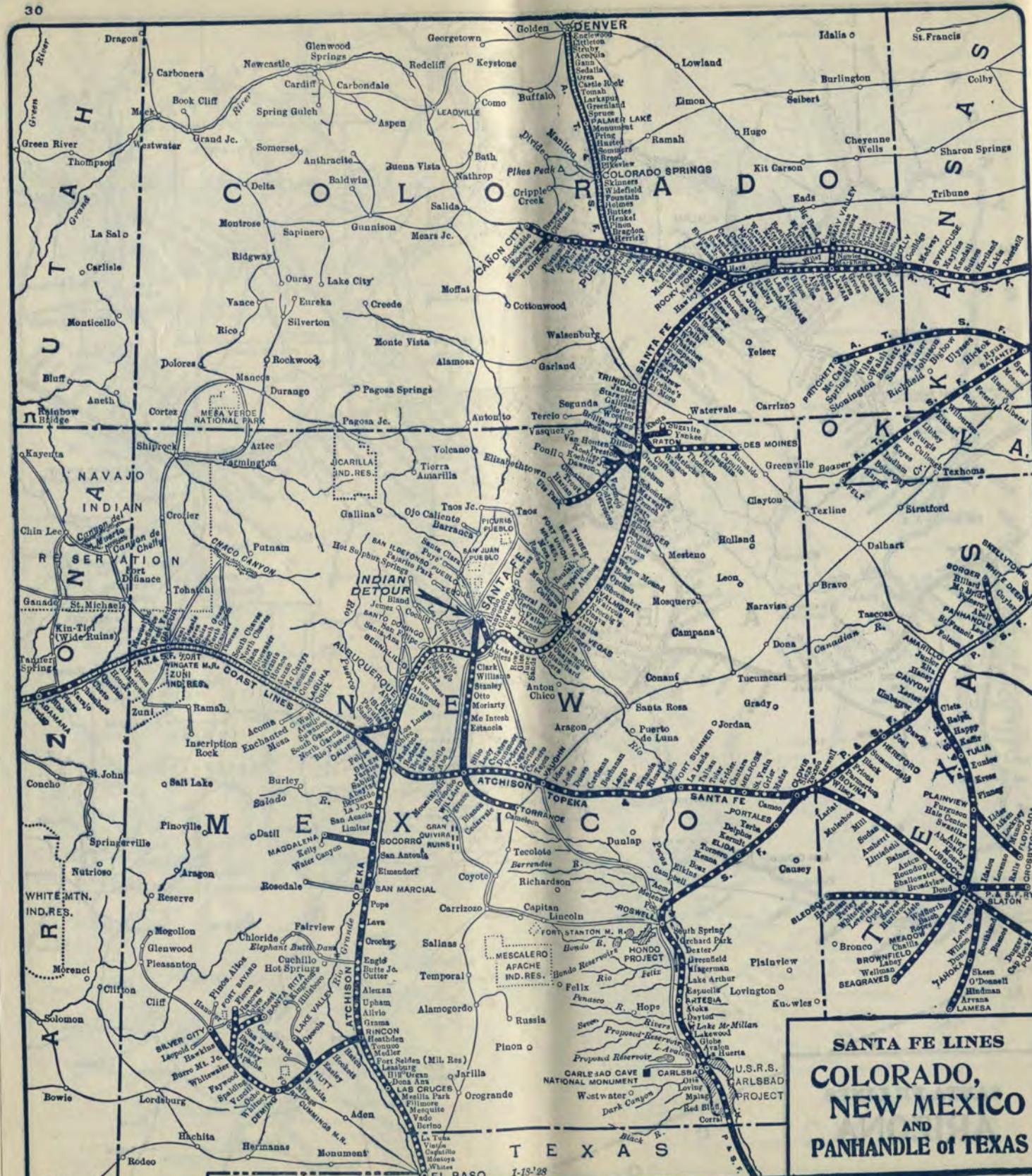
SANTA FE LINES CALIFORNIA

Double Track Lines Under Construction Steamship Lines Roads



SANTA FE LINES ARIZONA

Double Track Roads





ONLY ONE COUPON
 Now required for passage between any two points on the Santa Fe System, instead of one coupon for each unit of the System, as heretofore. Coupon should read for account of "Santa Fe Lines."

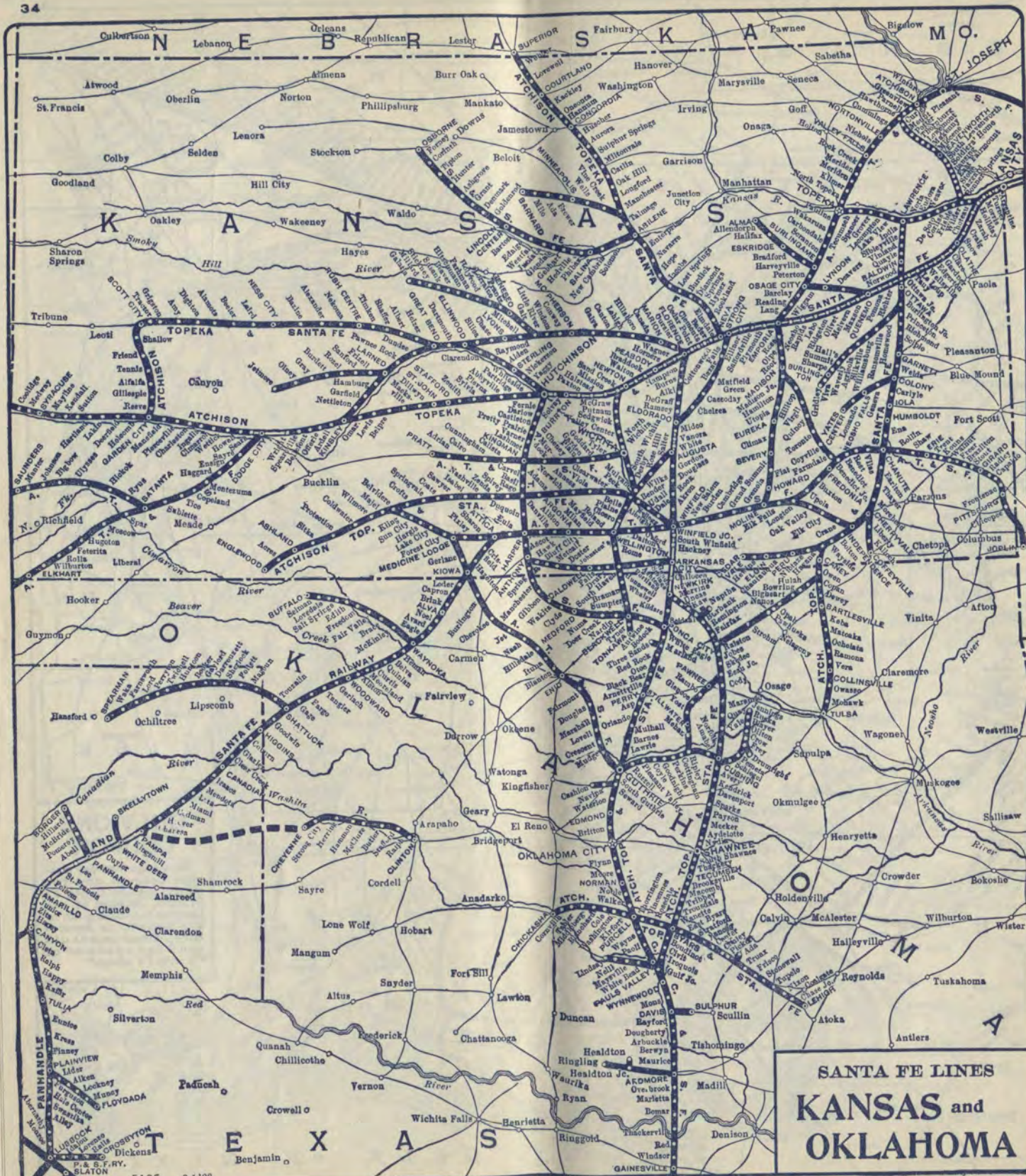


Santa Fe Through Lines
 PACIFIC TIME: West of Ogden, Seligman and Parker.

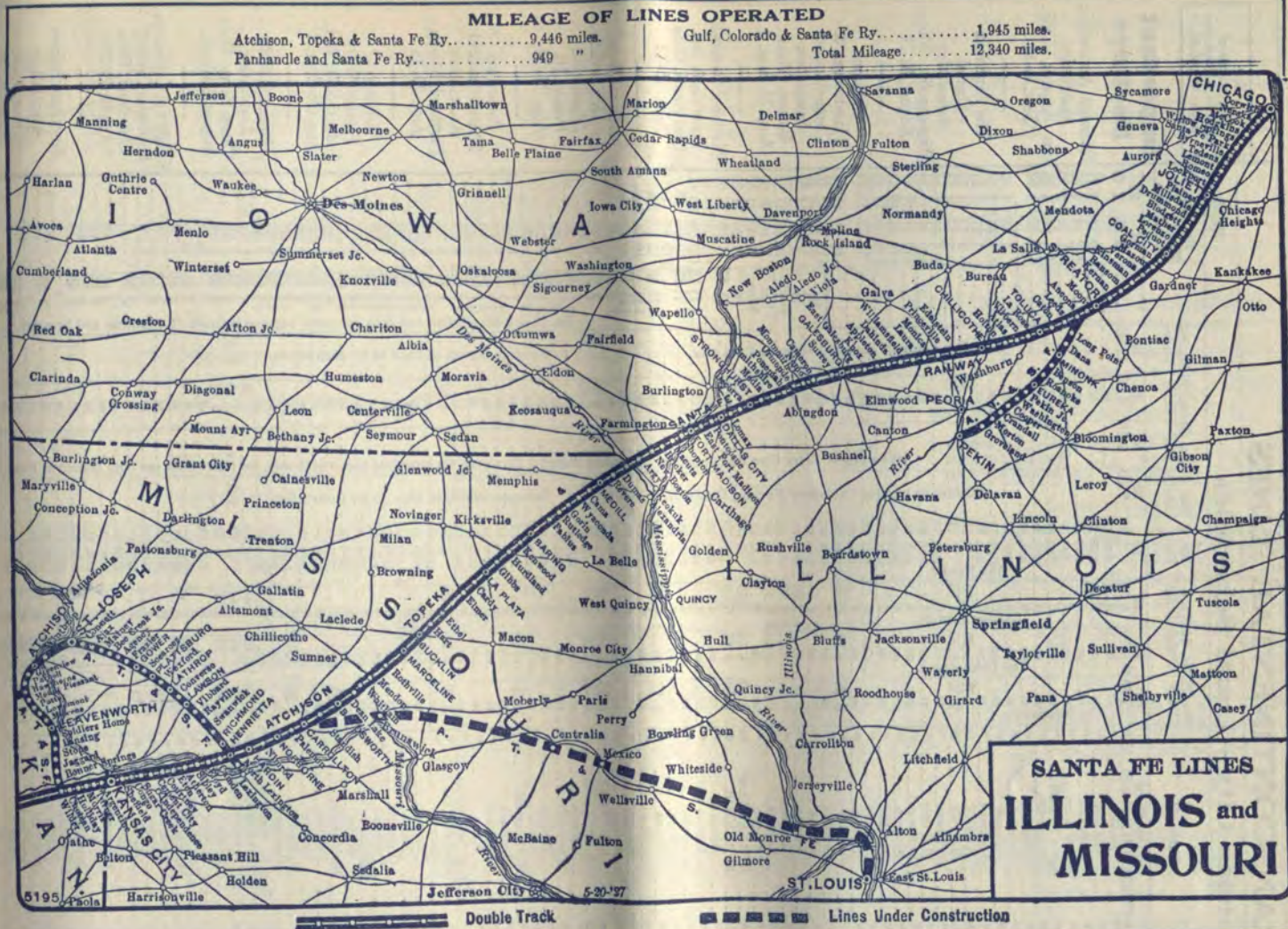
Double Track plus two main lines between Newton and Albuquerque
 MOUNTAIN TIME: East of Ogden, Seligman and Parker—West of Dodge City and Clovis, and points Scott City to Garden City.

Lines Under Construction

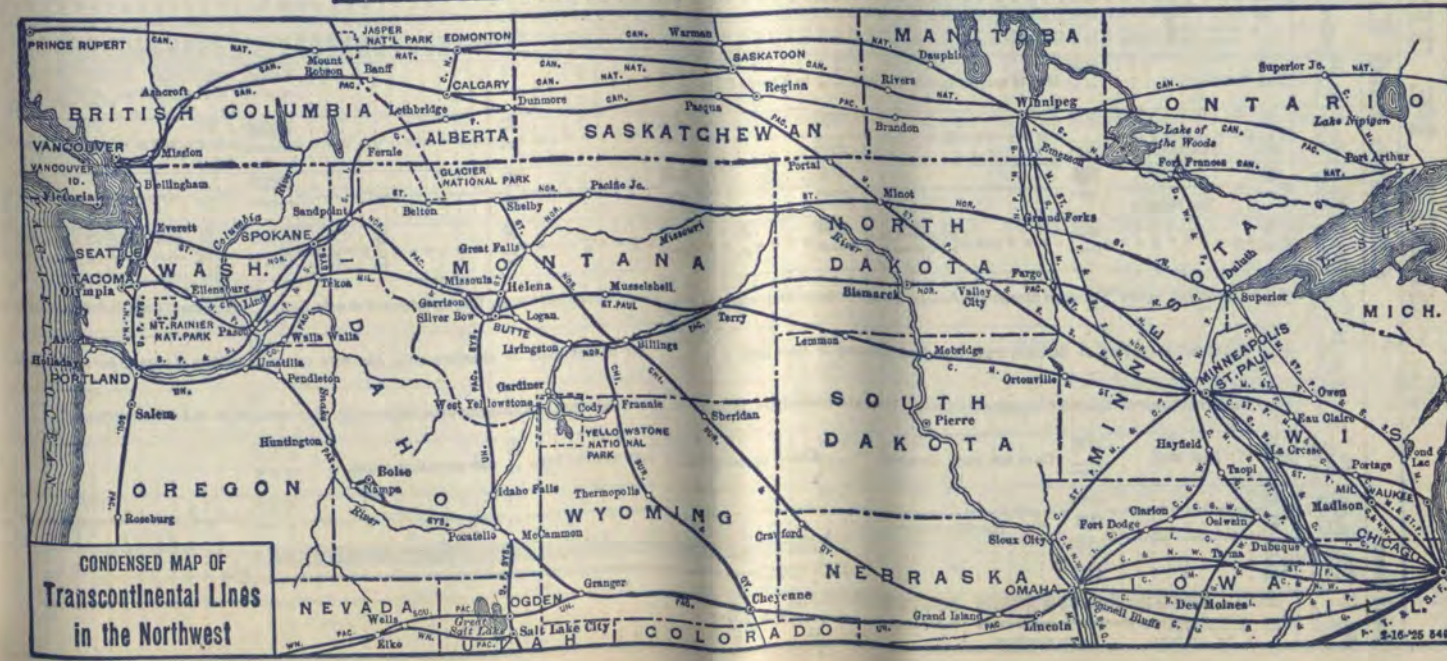
Connecting Lines
 CENTRAL TIME: East of Dodge City, Clovis, and Scott City.



**SANTA FE LINES
KANSAS and
OKLAHOMA**



**SANTA FE LINES
ILLINOIS and
MISSOURI**



**CONDENSED MAP OF
Transcontinental Lines
in the Northwest**

Double Track Lines Under Construction

SANTA FE TRANSCONTINENTAL LINES

Chicago and Kansas City—Local Schedules

Read down												Read up											
No. 13	No. 1	No. 21	No. 7	No. 23	No. 19	No. 3	No. 5	No. 9	No. 1	No. 15	Miles	No. 22	No. 14	No. 6	No. 2	No. 4	No. 20	No. 10	No. 24	No. 26-12	No. 12		
Ex. Sun.	Ex. Su.	Daily	Daily See Note	Daily	Daily	Daily See Note	Daily	Daily	Daily	Daily		Daily	Daily	Daily	Daily	Daily	Daily	Daily	Daily	Ex. Su.	Ex. Sun.		
PM 12 15	AM 10 00	PM 11 00	PM 10 45	PM 9 15	PM 8 15	PM 8 00	PM 6 00	PM 1 35	AM 10 00	AM 2 30	0	PM 8 30	AM 6 50	AM 8 10	AM 8 30	AM 9 00	AM 9 15	AM 9 30	AM 11 00	PM 2 45	PM 2 45		
12 44	10 00	11 00	10 45	9 15	8 15	8 00	6 00	1 35	10 00	2 30	0	8 30	6 50	8 10	8 30	9 00	9 15	9 30	11 00	2 45	2 45		
12 47	10 03	11 03	10 48	9 18	8 18	8 03	6 03	1 40	10 03	2 33	7.2	8 33	6 53	8 13	8 33	9 03	9 18	9 33	11 03	2 48	2 48		
12 50	10 06	11 06	10 51	9 21	8 21	8 06	6 06	1 45	10 06	2 36	14.6	8 36	6 56	8 16	8 36	9 06	9 21	9 36	11 06	2 51	2 51		
12 53	10 09	11 09	10 54	9 24	8 24	8 09	6 09	1 50	10 09	2 39	17.4	8 39	6 59	8 19	8 39	9 09	9 24	9 39	11 09	2 54	2 54		
12 56	10 12	11 12	10 57	9 27	8 27	8 12	6 12	1 55	10 12	2 42	19.0	8 42	7 02	8 22	8 42	9 12	9 27	9 42	11 12	2 57	2 57		
12 59	10 15	11 15	11 00	9 30	8 30	8 15	6 15	2 00	10 15	2 45	20.5	8 45	7 05	8 25	8 45	9 15	9 30	9 45	11 15	3 00	3 00		
1 02	10 18	11 18	11 03	9 33	8 33	8 18	6 18	2 05	10 18	2 50	22.3	8 48	7 08	8 28	8 48	9 18	9 33	9 48	11 18	3 03	3 03		
1 05	10 21	11 21	11 06	9 36	8 36	8 21	6 21	2 10	10 21	2 55	23.3	8 51	7 11	8 31	8 51	9 21	9 36	9 51	11 21	3 06	3 06		
1 08	10 24	11 24	11 09	9 39	8 39	8 24	6 24	2 15	10 24	3 00	25.1	8 54	7 14	8 34	8 54	9 24	9 39	9 54	11 24	3 09	3 09		
1 11	10 27	11 27	11 12	9 42	8 42	8 27	6 27	2 20	10 27	3 05	26.5	8 57	7 17	8 37	8 57	9 27	9 42	9 57	11 27	3 12	3 12		
1 14	10 30	11 30	11 15	9 45	8 45	8 30	6 30	2 25	10 30	3 10	27.5	9 00	7 20	8 40	9 00	9 30	9 45	10 00	11 30	3 15	3 15		
1 17	10 33	11 33	11 18	9 48	8 48	8 33	6 33	2 30	10 33	3 15	29.3	9 03	7 23	8 43	9 03	9 33	9 48	10 03	11 33	3 18	3 18		
1 20	10 36	11 36	11 21	9 51	8 51	8 36	6 36	2 35	10 36	3 20	30.5	9 06	7 26	8 46	9 06	9 36	9 51	10 06	11 36	3 21	3 21		
1 23	10 39	11 39	11 24	9 54	8 54	8 39	6 39	2 40	10 39	3 25	31.7	9 09	7 29	8 49	9 09	9 39	9 54	10 09	11 39	3 24	3 24		
1 26	10 42	11 42	11 27	9 57	8 57	8 42	6 42	2 45	10 42	3 30	33.0	9 12	7 32	8 52	9 12	9 42	9 57	10 12	11 42	3 27	3 27		
1 29	10 45	11 45	11 30	10 00	9 00	8 45	6 45	2 50	10 45	3 35	34.2	9 15	7 35	8 55	9 15	9 45	10 00	10 15	11 45	3 30	3 30		
1 32	10 48	11 48	11 33	10 03	9 03	8 48	6 48	2 55	10 48	3 40	35.5	9 18	7 38	8 58	9 18	9 48	10 03	10 18	11 48	3 33	3 33		
1 35	10 51	11 51	11 36	10 06	9 06	8 51	6 51	3 00	10 51	3 45	36.8	9 21	7 41	9 01	9 21	9 51	10 06	10 21	11 51	3 36	3 36		
1 38	10 54	11 54	11 39	10 09	9 09	8 54	6 54	3 05	10 54	3 50	38.0	9 24	7 44	9 04	9 24	9 54	10 09	10 24	11 54	3 39	3 39		
1 41	10 57	11 57	11 42	10 12	9 12	8 57	6 57	3 10	10 57	3 55	39.3	9 27	7 47	9 07	9 27	9 57	10 12	10 27	11 57	3 42	3 42		
1 44	11 00	12 00	11 45	10 15	9 15	9 00	7 00	3 15	11 00	4 00	40.5	9 30	7 50	9 10	9 30	10 00	10 15	10 30	12 00	3 45	3 45		
1 47	11 03	12 03	11 48	10 18	9 18	9 03	7 03	3 20	11 03	4 05	41.8	9 33	7 53	9 13	9 33	10 03	10 18	10 33	12 03	3 48	3 48		
1 50	11 06	12 06	11 51	10 21	9 21	9 06	7 06	3 25	11 06	4 10	43.0	9 36	7 56	9 16	9 36	10 06	10 21	10 36	12 06	3 51	3 51		
1 53	11 09	12 09	11 54	10 24	9 24	9 09	7 09	3 30	11 09	4 15	44.2	9 39	7 59	9 19	9 39	10 09	10 24	10 39	12 09	3 54	3 54		
1 56	11 12	12 12	11 57	10 27	9 27	9 12	7 12	3 35	11 12	4 20	45.5	9 42	8 02	9 22	9 42	10 12	10 27	10 42	12 12	3 57	3 57		
1 59	11 15	12 15	12 00	10 30	9 30	9 15	7 15	3 40	11 15	4 25	46.8	9 45	8 05	9 25	9 45	10 15	10 30	10 45	12 15	4 00	4 00		
2 02	11 18	12 18	12 03	10 33	9 33	9 18	7 18	3 45	11 18	4 30	48.0	9 48	8 08	9 28	9 48	10 18	10 33	10 48	12 18	4 03	4 03		
2 05	11 21	12 21	12 06	10 36	9 36	9 21	7 21	3 50	11 21	4 35	49.3	9 51	8 11	9 31	9 51	10 21	10 36	10 51	12 21	4 06	4 06		
2 08	11 24	12 24	12 09	10 39	9 39	9 24	7 24	3 55	11 24	4 40	50.5	9 54	8 14	9 34	9 54	10 24	10 39	10 54	12 24	4 09	4 09		
2 11	11 27	12 27	12 12	10 42	9 42	9 27	7 27	4 00	11 27	4 45	51.8	9 57	8 17	9 37	9 57	10 27	10 42	10 57	12 27	4 12	4 12		
2 14	11 30	12 30	12 15	10 45	9 45	9 30	7 30	4 05	11 30	4 50	53.0	10 00	8 20	9 40	10 00	10 30	10 45	11 00	12 30	4 15	4 15		
2 17	11 33	12 33	12 18	10 48	9 48	9 33	7 33	4 10	11 33	4 55	54.2	10 03	8 23	9 43	10 03	10 33	10 48	11 03	12 33	4 18	4 18		
2 20	11 36	12 36	12 21	10 51	9 51	9 36	7 36	4 15	11 36	5 00	55.5	10 06	8 26	9 46	10 06	10 36	10 51	11 06	12 36	4 21	4 21		
2 23	11 39	12 39	12 24	10 54	9 54	9 39	7 39	4 20	11 39	5 05	56.8	10 09	8 29	9 49	10 09	10 39	10 54	11 09	12 39	4 24	4 24		
2 26	11 42	12 42	12 27	10 57	9 57	9 42	7 42	4 25	11 42	5 10	58.0	10 12	8 32	9 52	10 12	10 42	10 57	11 12	12 42	4 27	4 27		
2 29	11 45	12 45	12 30	11 00	10 00	9 45	7 45	4 30	11 45	5 15	59.3	10 15	8 35	9 55	10 15	10 45	11 00	11 15	12 45	4 30	4 30		
2 32	11 48	12 48	12 33	11 03	10 03	9 48	7 48	4 35	11 48	5 20	60.5	10 18	8 38	9 58	10 18	10 48	11 03	11 18	12 48	4 33	4 33		
2 35	11 51	12 51	12 36	11 06	10 06	9 51	7 51	4 40	11 51	5 25	61.8	10 21	8 41	10 01	10 21	10 51	11 06	11 21	12 51	4 36	4 36		
2 38	11 54	12 54	12 39	11 09	10 09	9 54	7 54	4 45	11 54	5 30	63.0	10 24	8 44	10 04	10 24	10 54	11 09	11 24	12 54	4 39	4 39		
2 41	11 57	12 57	12 42	11 12	10 12	9 57	7 57	4 50	11 57	5 35	64.2	10 27	8 47	10 07	10 27	10 57	11 12	11 27	12 57	4 42	4 42		
2 44	12 00	13 00	12 45	11 15	10 15	10 00	8 00	4 55	12 00	5 40	65.5	10 30	8 50	10 10	10 30	11 00	11 15	11 30	13 00	4 45	4 45		
2 47	12 03	13 03	12 48	11 18	10 18	10 03	8 03	5 00	12 03	5 45	66.8	10 33	8 53	10 13	10 33	11 03	11 18	11 33	13 03	4 48	4 48		
2 50	12 06	13 06	12 51	11 21	10 21	10 06	8 06	5 05	12 06	5 50	68.0	10 36	8 56	10 16	10 36	11 06	11 21	11 36	13 06	4 51	4 51		
2 53	12 09	13 09	12 54	11 24	10 24	10 09	8 09	5 10	12 09	5 55	69.3	10 39	8 59	10 19	10 39	11 09	11 24	11 39	13 09	4 54	4 54		
2 56	12 12	13 12	12 57	11 27	10 27	10 12	8 12	5 15	12 12	6 00	70.5	10 42	9 02	10 22	10 42	11 12	11 27	11 42	13 12	4 57	4 57		
2 59	12 15	13 15	13 00	11 30	10 30	10 15	8 15	5 20	12 15	6 05	71.8	10 45	9 05	10 25	10 45	11 15	11 30	11 45	13 15	5 00	5 00		
3 02	12 18	13 18	13 03	11 33	10 33	10 18	8 18	5 25	12 18	6 10	73.0	10 48	9 08	10 28	10 48	11 18	11 33	11 48	13 18	5 03	5 03		
3 05	12 21	13 21	13 06	11 36	10 36	10 21	8 21	5 30	12 21	6 15	74.2	10 51	9 11	10 31	10 51	11 21	11 36	11 51	13 21	5 06	5 06		
3 08	12 24	13 24	13 09	11 39	10 39	10 24	8 24	5 35	12 24	6 20	75.5	10 54	9 14	10 34	10 54	11 24	11 39	11 54	13 24	5 09	5 09		
3 11	12 27	13 27	13 12	11 42	10 42	10 27	8 27	5 40	12 27	6 25	76.8	10 57	9 17	10 37	10 57	11 27	11 42	11 57	13 27	5 12	5 12		
3 14	12 30	13 30	13 15	11 45	10 45	10 30	8 30	5 45	12 30	6 30	78.0	11 00	9 20	10 40	11 00	11 30	11 45	12 00	13 30	5 15	5 15		
3 17	12 33	13 33	13 18	11 48	10 48	10 33	8 33	5 50	12 33	6 35	79.3	11 03	9 23	10 43	11 03	11 33	11 48	12 03	13 33	5 18	5 18		
3 20	12 36	13 36	13 21	11 51	10 51	10 36	8 36	5 55	12 36	6 40	80.5	11 06	9 26	10 46	11 06	11 36	11 51	12 06	13 36	5 21	5 21		
3 23	12 39	13 39	13 24	11 54	10 54	10 39	8 39	6 00	12 39	6 45	81.8	11 09	9 29	10 49	11 09	11 39	11 54	12 09	13 39	5 24	5 24		
3 26	12 42	13 42	13 27	11 57	10 57	10 42	8 42	6 05	12 42	6 50	83.0	11 12	9 32	10 52	11 12	11 42	11 57	12 12	13 42	5 27	5 27		

Kansas City and La Junta - Local Schedules - Continued

Table 3: Kansas City and La Junta - Local Schedules. Includes columns for train numbers (No. 17, 27, 1-63, 11, 21-65, 7, 23, 5, 3, 19, 15, 9), miles, and train names (Central Time, EMPORIA, Plymouth, Saffordville, Ellinor, Strong City, etc.).

Table 4: La Junta and Denver - Local Schedules. Includes columns for train numbers (26, 9-64, 1-11, 21-65, 5, 12-22, 25-14, 6, 13), miles, and train names (CHICAGO, ILL., Kansas City, Mo., La Junta, Colo., etc.).

Table 5: Holly and La Junta. Includes columns for train numbers (85, 86), miles, and train names (Mountain Time, Holly 3, Millwood, Hartman, etc.).

Table 6: Des Moines and Dillon. Includes columns for train numbers (88, 87), miles, and train names (Mountain Time, Des Moines, Rumald, Capulin, etc.).

For Explanation of Reference Marks see pages 44 and 45.

Yosemite National Park. Another member of the Santa Fe family of National Parks—hewn in the heart of California's majestic mountains. Open all the year. Ask for Santa Fe Picture-folder.

La Junta and Albuquerque—Local Schedules Santa Fe and Torrance Korman and Lamar

Table 9: Mountain Time LA JUNTA 3, 4, 5. Ar. Santa Fe and Torrance schedule with columns for No. 23, No. 3, No. 7, No. 19, No. 9, No. 13, Miles, and various train numbers.

Table 11: Mountain Time Santa Fe and Torrance schedule with columns for No. 54, No. 52, Mts, and various train numbers.

Table 12: Mountain Time Korman and Lamar schedule with columns for No. 83, No. 81, Mts, and various train numbers.

Table 13: Mountain Time Pueblo, Rockvale and Canon City schedule with columns for Mts, and various train numbers.

Table 14: Mountain Time Lamy and Santa Fe schedule with columns for Mts, and various train numbers.

Table 15: Mountain Time Albuquerque and El Paso schedule with columns for Mts, and various train numbers.

Table 16: Mountain Time Whitewater and Fierro schedule with columns for Mts, and various train numbers.

Table 17: Mountain Time Socorro and Magdalena schedule with columns for Mts, and various train numbers.

Table 18: Mountain Time Nutt and Lake Valley schedule with columns for Mts, and various train numbers.

Table 10: Mountain Time Albuquerque and Los Angeles schedule with columns for No. 23, No. 3, No. 7, No. 19, No. 9, No. 13, Miles, and various train numbers.

Table 20: Mountain Time Ash Fork and Phoenix schedule with columns for Mts, and various train numbers.

Table 10 (continued): Albuquerque and Los Angeles schedule with columns for No. 23, No. 3, No. 7, No. 19, No. 9, No. 13, Miles, and various train numbers.

Table 20 (continued): Ash Fork and Phoenix schedule with columns for Mts, and various train numbers.

Table 10 (continued): Albuquerque and Los Angeles schedule with columns for No. 23, No. 3, No. 7, No. 19, No. 9, No. 13, Miles, and various train numbers.

Table 21: Mountain Time Williams and Grand Canyon schedule with columns for Mts, and various train numbers.

Table 22: Mountain Time Rincon and Silver City schedule with columns for Mts, and various train numbers.

Read down Albuquerque and Los Angeles—Local Schedules—Continued Read up

Table 25: Mountain Time GRAND CANYON Williams. Includes routes to Ash Fork, Prescott, Phoenix, and Kingman. Lists train numbers, times, and distances.

Table 26: Down Barstow and San Francisco—Local Schedules Up. Includes routes to Chicago (C.T.), Barstow (P.T.), and Bakersfield. Lists train numbers, times, and distances.

Read down Wickenburg, Parker and Cadiz. Read up

Table 27: Phoenix (M.T.), Fair Grounds, Wickenburg, Prescott, Wickenburg, Wickenburg 20, Matthe, Divide, Forepaugh, Agula, Golden, Love, Wenden, Salome, Vicksburg, Utting, Bouse, Linskey, Denny, Parker Mt. Time, Drennan, Calif., Calzona, Vidal, Grommet, Ripley 123, Blythe, Rice, Rice 123, Freda, Sablon, Saltmarsh, Milligan, Fishel, Kilbeck, Archer, McCoy, Cadiz 25, Cadiz, Barstow 25, 26, 33, San Francisco. Lists train numbers, times, and distances.

Table 28: Pacific Time Kingman 25, McConico, Munda, Union, Corbat, Mineral, Keystone, Chloride. Lists train numbers, times, and distances.

Table 29: (P.T.) 25, 113, 121, San Bernardino, Colton, Highgrove 113, Riverside, Pachappa, Casa Blanca, Arlington, May, Hammer, Corona 119, Prado, Gypsum, Esperanza. Lists train numbers, times, and distances.

Read down Los Angeles and San Diego Read up

Table 30: Pacific Time Bakersfield 26, 120, Landoe, Oil Jet, Duocor, Ultra, Porterville, Strathmore, Jet, Mirador, Lindsay, Sides, Exeter, Fane, Hillmaid, Redbanks, Cairns, Rayo, Seville, Wyeth 114, Cutler 34, 114, Redley 34, 117, Fresno 32, 115. Lists train numbers, times, and distances.

Read down Los Angeles and San Diego Read up

Table 31: Pacific Time Los Angeles 25, 29, Hobart, Bandini, Rivera, Los Nietos, Santa Fe Springs, La Mirada, Northam, Fullerton 29, Anaheim, Orange 29, Santa Ana, Venta, Irvine, El Toro, Galivan, San Juan Capistrano, Serra, Mateo, San Onofre, Agre, Las Flores, Stuart, Oceanview 115, 122, Carlsbad, Ponto, Encinitas, Cardiff, Solana Beach, Del Mar (Rancho Santa Fe), Sorrento, Linda Vista, Elvira, Ladrillo, National City. Lists train numbers, times, and distances.

Table 32: Local Schedules for Barstow and San Francisco. Columns include train numbers (No. 41, No. 21, No. 9), direction (Read down, Read up), and arrival/departure times for various stations like Merced, El Portal, and San Francisco.

Table 34: Local Schedules for Corcoran and Fresno. Columns include train numbers (No. 25, No. 5, No. 27), direction (Read down, Read up), and arrival/departure times for stations like Waukena, Paige, and Fresno.

Important Meetings

- List of meetings including G.A.R. National Encampment (Sept. 16-23), Amateur Trapshooters Association (Aug. 20-25), International Association of Identification (Sept. 12-15), National Christian Missionary Convention (Aug. 27 to Sept. 2), National Association of Life Underwriters (Sept. 12-14), and American Society of Sanitary Engineers (Aug. 21-24).

Reference Marks for Pages 36 to 45, inclusive.

- Reference marks (A through S) corresponding to specific meeting details and operating stop only notes.

Santa Fe Transcontinental Lines via the Panhandle

Table 33: Santa Fe Transcontinental Lines via the Panhandle. Columns include train numbers (No. 21, No. 1), direction (Read down, Read up), and arrival/departure times for stations like Chicago (C.T.), Wellington, and Amarillo.

Table 33 (Continued): Santa Fe Transcontinental Lines via the Panhandle. Columns include train numbers (No. 10, No. 22), direction (Read up), and arrival/departure times for stations like Canyon 90, Clovis (M.T.), and Amarillo.

Note - The California Limiteds (Nos. 3 and 23) carry first-class sleeping car passengers only and are for through travel to Grand Canyon, Phoenix and California points south of Barstow.

Note - The Chief (No. 19) in addition to regular stops east of Hutchinson will also stop at Joliet, Stretor, Galesburg, Fort Madison, La Platte, Bucklin, Carrollton and Hutchinson to receive interstate passengers.

Note - The California Limiteds (Nos. 4 and 24) carry first-class sleeping car passengers only and are for through travel from California points south and west of Barstow; also from points between Ash Fork and Phoenix.

The Atchison, Topeka and Santa Fe Railway—Branches.

Read down Holliday and Atchison Read up Table 35

Read down Henrietta and St. Joseph Read up Table 39

Read down Streator and Pekin Read up Table 44

Read down Florence and Winfield Read up Table 40

Read down Florence and Ellinwood Read up Table 45

Read down Emporia and Moline Read up Table 36

Read down St. Joseph, Atchison and Topeka Read up Table 41

Read down Osage City, Burlingame and Alma Read up Table 46

Read down Lawrence and Ottawa Read up Table 37

Read down Quenemo and Osage City Read up Table 42

Read down Strong City and Eldorado Read up Table 47

Read down Ottawa and Emporia Read up Table 38

For additional service Ottawa Jct. to Emporia see Table 2, page 37.

Reference Marks: * Daily. † Except Sunday. ‡ Flag stop. § Stops regularly to receive or discharge paying passengers.

The Atchison, Topeka and Santa Fe Railway—Branches.

Read down Strong City and Superior. Read up Table 48

Read down Hutchinson and Ponca City. Read up Table 49

Read down Dodge City and Felt Read up Table 50

Read down Great Bend and Garden City Read up Table 52

Read down Abilene and Osborne Read up Table 55

Read down Satanta and Pritchett Read up Table 51

Read down Little River and Galatia Read up Table 53

Read down Larned and Jetmore Read up Table 57

Reference Marks: * Daily. † Except Sundays. ‡ Flag stop. § Fred Harvey meal stop.

No. 60 is a Way Frt. and will stop at stations

Way Frt. and will stop at stations

Way Frt. and will stop at stations

The Atchison, Topeka and Santa Fe Railway—Branches.

Kansas City, Chanute and Tulsa									
Read down					Read up				
15-49 Daily	51 Daily	1-47 Daily	5-45 Daily	Miles	Table 58	48-22 Daily	46-14 Daily	52 Daily	50-6 Daily
Central Time									
AM	PM	AM	PM	0	Lv. Kansas City 1, 2, 33	Ar	8:30	PM	8:10
2:30	10:00	7:40	4:51	1.1	Ar. Chanute	Lv	8:35	AM	7:45
3:00	4:55	11:25	8:20	0	Lv. Chanute	Ar	7:55	AM	7:30
2:55	11:36	8:33	4:2	0	Lv. Chanute	Ar	7:42	AM	7:45
	11:40	8:33	4:2	0	Lv. Chanute	Ar	7:42	AM	7:45
		8:50	13:1	0	Lv. Chanute	Ar	7:28	AM	7:45
		8:55	18:8	0	Lv. Chanute	Ar	7:28	AM	7:45
		9:00	22:3	0	Lv. Chanute	Ar	7:28	AM	7:45
		9:05	26:8	0	Lv. Chanute	Ar	7:28	AM	7:45
		9:10	30:3	0	Lv. Chanute	Ar	7:28	AM	7:45
		9:15	34:8	0	Lv. Chanute	Ar	7:28	AM	7:45
		9:20	39:3	0	Lv. Chanute	Ar	7:28	AM	7:45
		9:25	43:8	0	Lv. Chanute	Ar	7:28	AM	7:45
		9:30	48:3	0	Lv. Chanute	Ar	7:28	AM	7:45
		9:35	52:8	0	Lv. Chanute	Ar	7:28	AM	7:45
		9:40	57:3	0	Lv. Chanute	Ar	7:28	AM	7:45
		9:45	61:8	0	Lv. Chanute	Ar	7:28	AM	7:45
		9:50	66:3	0	Lv. Chanute	Ar	7:28	AM	7:45
		9:55	70:8	0	Lv. Chanute	Ar	7:28	AM	7:45
		10:00	75:3	0	Lv. Chanute	Ar	7:28	AM	7:45
		10:05	79:8	0	Lv. Chanute	Ar	7:28	AM	7:45
		10:10	84:3	0	Lv. Chanute	Ar	7:28	AM	7:45
		10:15	88:8	0	Lv. Chanute	Ar	7:28	AM	7:45
		10:20	93:3	0	Lv. Chanute	Ar	7:28	AM	7:45
		10:25	97:8	0	Lv. Chanute	Ar	7:28	AM	7:45
		10:30	102:3	0	Lv. Chanute	Ar	7:28	AM	7:45
		10:35	106:8	0	Lv. Chanute	Ar	7:28	AM	7:45
		10:40	111:3	0	Lv. Chanute	Ar	7:28	AM	7:45
		10:45	115:8	0	Lv. Chanute	Ar	7:28	AM	7:45
		10:50	120:3	0	Lv. Chanute	Ar	7:28	AM	7:45
		10:55	124:8	0	Lv. Chanute	Ar	7:28	AM	7:45
		11:00	129:3	0	Lv. Chanute	Ar	7:28	AM	7:45
		11:05	133:8	0	Lv. Chanute	Ar	7:28	AM	7:45
		11:10	138:3	0	Lv. Chanute	Ar	7:28	AM	7:45
		11:15	142:8	0	Lv. Chanute	Ar	7:28	AM	7:45
		11:20	147:3	0	Lv. Chanute	Ar	7:28	AM	7:45
		11:25	151:8	0	Lv. Chanute	Ar	7:28	AM	7:45
		11:30	156:3	0	Lv. Chanute	Ar	7:28	AM	7:45
		11:35	160:8	0	Lv. Chanute	Ar	7:28	AM	7:45
		11:40	165:3	0	Lv. Chanute	Ar	7:28	AM	7:45
		11:45	169:8	0	Lv. Chanute	Ar	7:28	AM	7:45
		11:50	174:3	0	Lv. Chanute	Ar	7:28	AM	7:45
		11:55	178:8	0	Lv. Chanute	Ar	7:28	AM	7:45
		12:00	183:3	0	Lv. Chanute	Ar	7:28	AM	7:45
		12:05	187:8	0	Lv. Chanute	Ar	7:28	AM	7:45
		12:10	192:3	0	Lv. Chanute	Ar	7:28	AM	7:45
		12:15	196:8	0	Lv. Chanute	Ar	7:28	AM	7:45
		12:20	201:3	0	Lv. Chanute	Ar	7:28	AM	7:45
		12:25	205:8	0	Lv. Chanute	Ar	7:28	AM	7:45
		12:30	210:3	0	Lv. Chanute	Ar	7:28	AM	7:45
		12:35	214:8	0	Lv. Chanute	Ar	7:28	AM	7:45
		12:40	219:3	0	Lv. Chanute	Ar	7:28	AM	7:45
		12:45	223:8	0	Lv. Chanute	Ar	7:28	AM	7:45
		12:50	228:3	0	Lv. Chanute	Ar	7:28	AM	7:45
		12:55	232:8	0	Lv. Chanute	Ar	7:28	AM	7:45
		1:00	237:3	0	Lv. Chanute	Ar	7:28	AM	7:45
		1:05	241:8	0	Lv. Chanute	Ar	7:28	AM	7:45
		1:10	246:3	0	Lv. Chanute	Ar	7:28	AM	7:45
		1:15	250:8	0	Lv. Chanute	Ar	7:28	AM	7:45
		1:20	255:3	0	Lv. Chanute	Ar	7:28	AM	7:45
		1:25	259:8	0	Lv. Chanute	Ar	7:28	AM	7:45
		1:30	264:3	0	Lv. Chanute	Ar	7:28	AM	7:45
		1:35	268:8	0	Lv. Chanute	Ar	7:28	AM	7:45
		1:40	273:3	0	Lv. Chanute	Ar	7:28	AM	7:45
		1:45	277:8	0	Lv. Chanute	Ar	7:28	AM	7:45
		1:50	282:3	0	Lv. Chanute	Ar	7:28	AM	7:45
		1:55	286:8	0	Lv. Chanute	Ar	7:28	AM	7:45
		2:00	291:3	0	Lv. Chanute	Ar	7:28	AM	7:45
		2:05	295:8	0	Lv. Chanute	Ar	7:28	AM	7:45
		2:10	300:3	0	Lv. Chanute	Ar	7:28	AM	7:45
		2:15	304:8	0	Lv. Chanute	Ar	7:28	AM	7:45
		2:20	309:3	0	Lv. Chanute	Ar	7:28	AM	7:45
		2:25	313:8	0	Lv. Chanute	Ar	7:28	AM	7:45
		2:30	318:3	0	Lv. Chanute	Ar	7:28	AM	7:45
		2:35	322:8	0	Lv. Chanute	Ar	7:28	AM	7:45
		2:40	327:3	0	Lv. Chanute	Ar	7:28	AM	7:45
		2:45	331:8	0	Lv. Chanute	Ar	7:28	AM	7:45
		2:50	336:3	0	Lv. Chanute	Ar	7:28	AM	7:45
		2:55	340:8	0	Lv. Chanute	Ar	7:28	AM	7:45
		3:00	345:3	0	Lv. Chanute	Ar	7:28	AM	7:45
		3:05	349:8	0	Lv. Chanute	Ar	7:28	AM	7:45
		3:10	354:3	0	Lv. Chanute	Ar	7:28	AM	7:45
		3:15	358:8	0	Lv. Chanute	Ar	7:28	AM	7:45
		3:20	363:3	0	Lv. Chanute	Ar	7:28	AM	7:45
		3:25	367:8	0	Lv. Chanute	Ar	7:28	AM	7:45
		3:30	372:3	0	Lv. Chanute	Ar	7:28	AM	7:45
		3:35	376:8	0	Lv. Chanute	Ar	7:28	AM	7:45
		3:40	381:3	0	Lv. Chanute	Ar	7:28	AM	7:45
		3:45	385:8	0	Lv. Chanute	Ar	7:28	AM	7:45
		3:50	390:3	0	Lv. Chanute	Ar	7:28	AM	7:45
		3:55	394:8	0	Lv. Chanute	Ar	7:28	AM	7:45
		4:00	399:3	0	Lv. Chanute	Ar	7:28	AM	7:45
		4:05	403:8	0	Lv. Chanute	Ar	7:28	AM	7:45
		4:10	408:3	0	Lv. Chanute	Ar	7:28	AM	7:45
		4:15	412:8	0	Lv. Chanute	Ar	7:28	AM	7:45
		4:20	417:3	0	Lv. Chanute	Ar	7:28	AM	7:45
		4:25	421:8	0	Lv. Chanute	Ar	7:28	AM	7:45
		4:30	426:3	0	Lv. Chanute	Ar	7:28	AM	7:45
		4:35	430:8	0	Lv. Chanute	Ar	7:28	AM	7:45
		4:40	435:3	0	Lv. Chanute	Ar	7:28	AM	7:45
		4:45	439:8	0	Lv. Chanute	Ar	7:28	AM	7:45
		4:50	444:3	0	Lv. Chanute	Ar	7:28	AM	7:45
		4:55	448:8	0	Lv. Chanute	Ar	7:28	AM	7:45
		5:00	453:3	0	Lv. Chanute	Ar	7:28	AM	7:45
		5:05	457:8	0	Lv. Chanute	Ar	7:28	AM	7:45
		5:10	462:3	0	Lv. Chanute	Ar	7:28	AM	7:45
		5:15	466:8	0	Lv. Chanute	Ar	7:28	AM	7:45
		5:20	471:3	0	Lv. Chanute	Ar	7:28	AM	7:45
		5:25	475:8	0	Lv. Chanute	Ar	7:28	AM	7:45
		5:30	480:3	0	Lv. Chanute	Ar	7:28	AM	7:45
		5:35	484:8	0	Lv. Chanute	Ar	7:28	AM	7:45
		5:40	489:3	0	Lv. Chanute	Ar	7:28	AM	7:45
		5:45	493:8	0	Lv. Chanute	Ar	7:28	AM	7:45
		5:50	498:3	0	Lv. Chanute	Ar	7:28	AM	7:45
		5:55	502:8	0	Lv. Chanute	Ar	7:28	AM	7:45
		6:00	507:3	0	Lv. Chanute	Ar	7:28	AM	7:45
		6:05	511:8	0	Lv. Chanute	Ar	7:28	AM	7:45
		6:10	516:3	0	Lv. Chanute	Ar	7:28	AM	7:45
		6:15	520:8	0	Lv. Chanute	Ar	7:28	AM	7:45
		6:20	525:3	0	Lv. Chanute	Ar	7:28	AM	7:45
		6:25	529:8	0	Lv. Chanute	Ar	7:28	AM	7:45
		6:30	534:3	0	Lv. Chanute	Ar	7:28	AM	7:45
		6:35	538:8	0	Lv. Chanute	Ar	7:28	AM	7:45
		6:40	543:3	0	Lv. Chanute	Ar	7:28	AM	7:45
		6:45	547:8	0	Lv. Chanute	Ar	7:28	AM	7:45
		6:50	552:3	0	Lv. Chanute	Ar	7:28	AM	7:45
		6:55	556:8	0	Lv. Chanute	Ar	7:28	AM	7:45
		7:00	561:3	0	Lv. Chanute	Ar	7:28	AM	7:45
		7:05	565:8	0	Lv. Chanute	Ar	7:28	AM	7:45
		7:10	570:3	0	Lv. Chanute	Ar	7:28	AM	7:45
		7:15	574:8	0	Lv. Chanute	Ar	7:28	AM	7:45
		7:20	579:3	0	Lv. Chanute	Ar	7:28	AM	7:45
		7:25	583:8	0	Lv. Chanute	Ar	7:28	AM	7:45
		7:30	588:3	0	Lv. Chanute	Ar	7:28	AM	7:45
		7:35	592:8	0	Lv. Chanute	Ar	7:28	AM	7:45
		7:40	597:3	0	Lv. Chanute	Ar	7:28	AM	7:45
		7:45	601:8	0	Lv. Chanute	Ar	7:28	AM	7:45
		7:50	606:3	0	Lv. Chanute	Ar	7:28	AM	7:45
		7:55	610:8	0	Lv. Chanute	Ar	7:28	AM	7:45
		8:00	615:3	0	Lv. Chanute	Ar	7:28	AM	7:45
		8:05	619:8	0	Lv. Chanute	Ar	7:28	AM	7:45
		8:10	624:3	0	Lv. Chanute	Ar	7:28	AM	7:45
		8:15	628:8	0	Lv. Chanute	Ar	7:28	AM	7:45
		8:20	633:3	0	Lv. Chanute	Ar	7:28	AM	7:45
		8:25	637:8	0	Lv. Chanute	Ar	7:28	AM	7:45
		8:30	642:3	0	Lv. Chanute	Ar	7:28	AM	7:45
		8:35	646:8	0	Lv. Chanute	Ar	7:28	AM	7:45
		8:40	651:3	0	Lv. Chanute	Ar	7:28	AM	7:45
		8:45	655:8	0	Lv. Chanute	Ar	7:28	AM	7:45
		8:50	660:3	0	Lv. Chanute	Ar	7:28	AM	7:45

The Atchison, Topeka and Santa Fe Railway—Branches.

Newton and Purcell

Read down		Table 80													Read up		
13 Daily	47 Daily	21 Daily	1 Daily	15 Daily	1-17 Daily	1-27 Daily	5 Daily	Miles	18-22 Daily	6 Daily	16-2 Daily	28-22 Daily	10 Daily	22 Daily	14 Daily	48 Daily	50 Daily

Reference Marks:
 • Fred Harvey meal stop. * Lunch room (not Fred Harvey Service). * Daily. † Except Sunday. ○ Time shown here between Ft. Worth and Dallas is via Texas and Pacific Ry. a Stops to receive paying passengers for Ponca City and points south. b Stops to discharge paying passengers from points east or west of Kiowa arriving Guthrie via Enid District. c Stops to discharge paying passengers from Ponca City and points south. d Stops to discharge paying passengers from points east of Kansas City or from points between St. Joseph and Henrietta. e Stops to discharge paying passengers from east of Kansas City. f Flag stop. g Stops to discharge paying passengers from points Florence to Akron inclusive and to discharge paying passengers from the Southern Kansas Division. j Stops to discharge paying passengers from any line east of Kansas City. k Stops to discharge paying passengers from Winfield and east and to receive paying passengers for Guthrie and scheduled stops beyond. l Stops to receive paying passengers for Ponca City, Arkansas City, Winfield, Wichita, Newton and scheduled stops east. m Stops to discharge paying passengers from points Amarillo and west.

Reference Marks—Continued
 n Stops to discharge paying passengers from Guthrie and south and to receive for Winfield and scheduled stops beyond. u Stops to discharge paying passengers from south of Purcell. v Stops to discharge paying passengers from points between Attica and Belvidere. y Stops to receive paying passengers destined to Arizona and California points. C Stops to discharge paying passengers from west of Mulvane. K Stops to receive paying passengers destined to any point west or south of Clovis, including points west of Albuquerque, Deming or El Paso. Z Stops to discharge paying passengers from points east or west of Newton.

Wichita, Mulvane and Englewood

Read down		Table 81		Read up	
47 Daily	Mls.	48 Daily	Miles	48 Daily	Miles

Augusta, Mulvane and Wellington

Read down		Table 82		Read up	
69 Ex. Su.	13 Daily	21 Daily	Miles	22 Daily	10 Ex. Su.

Wellington and Tonkawa

Read down		Table 83		Read up	
87 Ex. Su.	89 Ex. Su.	53 Daily	Miles	52 Daily	90 Ex. Su.

Wichita and Pratt

Read down		Table 84		Read up	
17-67 Ex. Su.	Mls.	68-6 Ex. Su.	Miles	68-6 Ex. Su.	Miles

Las Vegas and Montezuma College

Read down		Table 84a		Read up	
Mls.	Table 84a	Mls.	Table 84a	Mls.	Table 84a

White Deer and Skellytown

Read down		Table 84b		Read up	
45 Ex. Su.	Mls.	46 Ex. Su.	Miles	45 Ex. Su.	Miles

The Atchison, Topeka and Santa Fe Railway—Branches.

Down Clovis and Carlsbad Up

21-91 Daily		Table 85		92-10 Daily	
Mls.	Table 85	Mls.	Table 85	Mls.	Table 85

Read down Amarillo and Sweetwater Read up

95 Daily		Table 90		94 Daily		92-96 Daily		92 Daily		Read down		Read up	
95 Daily	91 Daily	93-91 Daily	Mls.	94 Daily	92-96 Daily	92 Daily	95 Daily	98-91 Daily	Mls.	94 Daily	92-97 Daily	94 Daily	92-97 Daily

Clovis and Brownwood

95 Daily		Table 93		94 Daily		92-96 Daily		92 Daily		Read down		Read up	
95 Daily	98-91 Daily	Mls.	Table 93	94 Daily	92-96 Daily	92 Daily	95 Daily	98-91 Daily	Mls.	94 Daily	92-97 Daily	94 Daily	92-97 Daily

Down Carlsbad and Pecos Up

91 Ex. Su.		Table 86		92 Ex. Su.	
Ex. Su.	Mls.	Table 86	Ex. Su.	Ex. Su.	Mls.

NOTE—Trains 94 and 95, carry twelve-section drawing room Pullmans between Amarillo and Sweetwater. (To and from Dallas, Tex., on T. and P. trains 10 and 5). Trains 93 and 96 carry twelve-section drawing room Pullman (between Slaton and Wichita). Train No. 92 carries twelve-section drawing room Pullman, Temple to Brownwood (from San Antonio).

Plainview and Floydada

95-81 Ex. Su.		Table 87		82-94 Ex. Su.	
95-81 Ex. Su.	Mls.	Table 87	82-94 Ex. Su.	82-94 Ex. Su.	Mls.

Read down Bledsoe and Crosbyton Read up

80-89 Ex. Su.		Table 91		90-79 Ex. Su.	
80-89 Ex. Su.	Mls.	Table 91	90-79 Ex. Su.	90-79 Ex. Su.	Mls.

Lubbock and Seagraves

77 Ex. Su.		Table 88		78 Ex. Su.	
77 Ex. Su.	Mls.	Table 88	78 Ex. Su.	78 Ex. Su.	Mls.

Read down Shattuck and Spearman Read up

51 Ex. Su.		Table 92		52 Ex. Su.	
51 Ex. Su.	Mls.	Table 92	52 Ex. Su.	52 Ex. Su.	Mls.

Read down Slaton and Lamesa Read up

83 Ex. Su.		Table 94		84 Ex. Su.	
83 Ex. Su.	Mls.	Table 94	84 Ex. Su.	84 Ex. Su.	Mls.

Down Waynoka and Buffalo Up

43 Ex. Su.		Table 95		44 Ex. Su.	
43 Ex. Su.	Mls.	Table 95	44 Ex. Su.	44 Ex. Su.	Mls.

Reference Marks: • Fred Harvey Meal Stop. * Lunch room (not Fred Harvey Service). * Daily. † Except Sunday. ‡ Flag Stop. (C.T.) Central Time. (M.T.) Mountain Time. ○ Via Texas and Pacific Ry. □ Via International-Great Northern R.R.

Gulf, Colorado and Santa Fe Railway

Read down				Read up			
1-27 Daily	1-17 Daily	6 Daily	Miles	Table 96	6 Daily	18-22 Daily	16-22 Daily
AM	AM	PM	0	Central Time	AM	PM	PM
10.00	10.00	6.00	0	Chicago	8.10	8.30	8.30
2.25	5.50	4.20	451.1	Kansas City	7.00	7.00	7.45
3.10	6.45	5.20	651.4	Newton	1.05	11.40	3.15
4.35	9.00	7.30	879.7	Wichita	11.30	10.25	2.17
7.50	1.15	11.55	850.3	Arkansas City	9.10	7.55	1.00
8.45	2.20	1.05	883.6	Oklahoma City	4.45	3.25	9.45
				Purcell	3.55	2.25	8.55
				Purcell 72, 80	3.45	2.00	8.45
				Wayne	a	1.44	a
				Paoli	a	1.25	a
				Pauls Valley 70, 74	3.04	1.10	8.12
				Wynwood	2.50	12.53	8.01
				Davis 73	2.35	12.36	7.48
				Dougherty	a	a	a
				Berwyn	a	11.54	a
				Ardmore 105	1.45	11.35	7.04
				Overbrook	a	11.15	a
				Marietta	1.14	10.58	6.36
				Bomar	a	10.49	a
				Thackerville	a	10.41	a
				Gainesville	12.20	10.10	5.55
				Valley View	a	9.54	a
				Sanger	a	9.20	a
				Krum	a	9.24	a
				Justin	a	9.01	a
				Halet	a	8.47	a
				Fort Worth	10.45	8.15	4.05
				Dallas	9.25		0.15
				Fort Worth	8.50	7.40	3.50
				Seminary Hill	f 8.19	b.a.	f 3.34
				Crowley	f 8.07	b.a.	f 3.11
				Joshua	f 8.07	6.40	f 2.55
				Cleburne 97, 108	7.20	6.15	
				Rio Vista	7.04		
				Blum	6.51		
				Kopperl	6.36		
				Morgan	6.21		
				Meridian	6.05	5.13	4.48
				Clifton	5.46	4.57	4.29
				Valley Mills	5.25	4.28	3.52
				Crawford	5.09	3.52	3.42
				McGregor	4.57		
				Waco	3.35	11.30	5.00
				Moody	4.37	3.21	3.07
				Pendleton	4.22	3.07	2.55
				Temple 98, 99	4.10	3.35	

Paris, Dallas and Cleburne

Read down			Read up		
62 Daily	68 Daily	Mls.	Table 97	67 Daily	61 Daily
AM	PM	0	Central Time	AM	PM
7.00	4.20	0	Paris (U. D.)	12.30	9.30
7.14		7.3	Ambia	f 9.15	f 8.53
7.25	4.46	12.5	Roxton	12.06	f 9.02
7.36	4.57	18.1	Ben Franklin	f 11.54	f 8.43
7.47	5.07	23.5	Pecan Gap	f 11.44	f 8.30
7.59	5.22	29.5	Ladonia 111	11.32	8.11
8.14	5.39	37.8	Wolfe City	11.16	8.11
8.33	5.58	46.7	Celeste	11.00	7.56
8.44	6.14	54.2	Merit	f 10.43	f 7.44
8.56	6.29	60.1	Farmersville	10.30	7.34
9.07	6.42	66.8	Copeville	f 10.18	f 7.21
9.15	6.58	70.8	Clear Lake	f 7.12	f 7.04
9.24	7.04	75.3	Wylie	10.00	f 6.42
9.31	7.15	79.5	Sachse	f 6.31	f 6.31
9.41	7.23	84.6	Garland	9.41	6.42
9.53	7.30	89.8	Reinhardt	f 6.31	6.00
10.30	8.10	101.2	Dallas	8.55	6.00
AM	PM	0	Hale	f 8.01	f 7.51
10.30	8.15	101.2	Dunneville	f 7.51	f 7.40
10.47	8.28	107.6	Cedar Hill	f 7.40	f 7.25
10.57	8.41	114.7	Midlothian	f 7.25	f 7.17
11.07	8.54	122.8	Wyatt	f 7.17	f 7.04
11.18	9.07	131.8	Venus	f 7.04	f 6.57
11.30	9.20	141.7	Trueloves	f 6.57	f 6.41
11.42	9.33	150.3	Alvarado	f 6.41	f 6.30
11.55	9.46	159.3	Keene	f 6.30	
12.08	9.59	168.3	Cleburne 96, 108		
12.21	10.12	177.3	Houston	10.10	
12.34	10.25	186.3	Galveston	8.25	

Temple and Sweetwater

Read down			Read up		
91 Daily	Mls.	Table 98	92 Daily	Mls.	Table 98
PM	0	Central Time	AM	0	Central Time
8.25	0	Galveston	9.35	0	Galveston
10.10	53.0	Houston	7.40	53.0	Houston
8.00	10.10	San Antonio	8.45	10.10	San Antonio
9.20	243.4	Temple	2.15	243.4	Temple
9.25	0	Dallas	8.25	0	Dallas
10.40	31.6	Ft. Worth (G.C. & S.F.)	7.40	31.6	Ft. Worth (G.C. & S.F.)
2.00	156.8	Temple	3.35	156.8	Temple
3.50	0	Temple 96, 99	1.10	0	Temple 96, 99
4.06	8.4	Belton	12.47	8.4	Belton
4.37	17.5	Nolanville	11.39	17.5	Nolanville
5.10	4.37	25.3	12.10	4.37	25.3
5.31	5.00	36.0	11.47	5.00	36.0
5.49	44.9	Kempner	10.53	44.9	Kempner
6.14	5.46	56.5	11.02	5.46	56.5
6.42	67.4	Lampasa	10.29	67.4	Lampasa
7.00	6.34	75.5	10.29	6.34	75.5
7.40	7.14	97.2	9.49	7.14	97.2
8.00	7.32	107.5	9.29	7.32	107.5
8.22	7.53	120.0	9.08	7.53	120.0
8.32	126.1	Zephyr	8.26	126.1	Zephyr
8.45	132.2	Ricker	8.15	132.2	Ricker
8.45	132.2	Brownwood 93, 99	8.45	132.2	Brownwood 93, 99
9.15	9.10	132.2	7.55	9.10	132.2
9.36	9.32	142.7	7.33	9.32	142.7
9.59	9.56	153.5	7.13	9.56	153.5
10.19	10.18	162.1	6.42	10.18	162.1
10.56	10.53	178.3	6.42	10.53	178.3
11.15	11.12	187.8	6.25	11.12	187.8
11.49	11.44	203.8	6.06	11.44	203.8
12.05	12.01	212.5	5.57	12.01	212.5
12.23	12.17	220.6	5.22	12.17	220.6
12.42	12.35	229.5	5.05	12.35	229.5
1.00	12.55	238.6	4.50	12.55	238.6

Temple and San Angelo

Read down			Read up		
75 Daily	91-77 Daily	Mls.	Table 99	78-92 Daily	76 Daily
AM	PM	0	Central Time	AM	PM
7.30	8.25	0	Galveston	9.35	9.10
9.35	10.10	53.0	Houston	7.40	6.55
9.00	8.00	0	San Antonio	8.45	9.30
3.55	3.20	243.4	Temple	2.15	12.45
9.25	0	Dallas	8.25	0	Dallas
10.40	31.6	Ft. Worth (G.C. & S.F.)	7.40	31.6	Ft. Worth (G.C. & S.F.)
2.00	156.8	Temple	3.35	156.8	Temple
4.20	3.50	Temple 96, 98	1.10	3.50	Temple 96, 98
4.37	4.06	8.4	12.47	4.06	8.4
4.55	17.5	Nolanville	11.39	17.5	Nolanville
5.10	4.37	25.3	12.10	4.37	25.3
5.31	5.00	36.0	11.47	5.00	36.0
5.49	44.9	Kempner	10.53	44.9	Kempner
6.14	5.46	56.5	11.02	5.46	56.5
6.42	67.4	Lampasa	10.29	67.4	Lampasa
7.00	6.34	75.5	10.29	6.34	75.5
7.40	7.14	97.2	9.49	7.14	97.2
8.00	7.32	107.5	9.29	7.32	107.5
8.22	7.53	120.0	9.08	7.53	120.0
8.32	126.1	Zephyr	8.26	126.1	Zephyr
8.45	132.2	Ricker	8.15	132.2	Ricker
8.45	132.2	Brownwood 93, 98	8.45	132.2	Brownwood 93, 98
9.15	9.10	132.2	7.55	9.10	132.2
9.36	9.32	142.7	7.33	9.32	142.7
9.59	9.56	153.5	7.13	9.56	153.5
10.19	10.18	162.1	6.42	10.18	162.1
10.56	10.53	178.3	6.42	10.53	178.3
11.15	11.12	187.8	6.25	11.12	187.8
11.49	11.44	203.8	6.06	11.44	203.8
12.05	12.01	212.5	5.57	12.01	212.5
12.23	12.17	220.6	5.22	12.17	220.6
12.42	12.35	229.5	5.05	12.35	229.5
1.00	12.55	238.6	4.50	12.55	238.6

NOTE—Trains 68 and 67 carry 12-section Pullman, Paris and Cleburne, from and to Galveston.

Reference Marks: ● Fred Harvey meal stop. || Lunch room (not Fred Harvey service). ○ Time shown here between Ft. Worth and Dallas is via Texas and Pacific Ry. ⊗ Time shown here between Milano and San Antonio, Texas is via International-Great Northern R.R. a Stops to discharge passengers holding tickets of other lines issue. b Stops to discharge passengers holding tickets from south of Cleburne. c Stops to discharge passengers from points north of Cleburne and west of Temple and to receive passengers for Galveston, Houston and connections.

Nos. 91 and 92 carry 12 Sec.-D. R. car between Temple and Brownwood and from New Orleans. Nos. 91-77 and 78-92 carry 12 Sec.-D. R. car between Temple and San Angelo (to and from Dallas).

Gulf, Colorado and Santa Fe Railway

Somerville and Beaumont				Galveston, Beaumont, Center and Longview			
Read down		Read up		Read down		Read up	
217 Daily	Mls.	Table 100	218 Daily	242 Ex. Sun. Only	Mls.	Table 102	243 Ex. Sun. Only
AM	0	Central Time	PM	PM	0	Central Time	PM
6.35	0	Somerville 96	10.00	7.30	0	Galveston	11.00
6.45	5.4	Scotfield	f 9.46	8.48	7.5	Port Bolivar	f 6.36
6.57	12.0	Clay	f 9.36	8.58	13.7	Flake	f 6.26
7.01	14.2	Gilley	f 9.30	9.05	18.4	Patton	f 6.19
7.09	18.4	Allerfarm	f 9.23	9.14	24.6	Caplen	f 6.10
7.17	22.7	Herrington	f 9.14	9.19	27.5	Gilchrist	f 6.06
7.22	28.3	Navasota	f 9.04	9.30	34.2	High Island	f 5.54
7.32	33.4	Wood	f 8.49	9.44	41.3	White's Ranch	f 4.40
7.43	37.8	Yarboro	f 8.39	9.51	44.8	Sea Breeze	f 4.33
7.54	40.6	Stoneham	f 8.33	10.01	49.7	Stowell	f 4.23
8.07	43.6	Plantersville	f 8.27	10.05	51.8	Winnie	f 4.18
8.18	49.1	Bobville	f 8.16	10.16	57.1	Hamshire	f 4.07
8.20	50.1	Dobbin	f 8.13	10.27	63.0	Fannett	f 3.55
8.38	55.8	Montgomery	f 8.08	10.36	68.0	Cheek	f 3.46
8.55	62.7	Keenan	f 7.40	10.41	70.9	Brooks	f 3.39
9.01	65.6	Honea	f 7.33	11.00	77		

Table with multiple columns for routes and times. Includes sections for Mobile & Ohio, Nickel Plate Road, Penn. Railroad, Southern Ry., Wab., and C. B. & Q.

Table with multiple columns for routes and times. Includes sections for Chicago & Alton, C. B. & Q., Chi. Great Western, C.M. St. P. & Pacific R., and C. R. I. & P.

Table with multiple columns for routes and times. Includes sections for Kansas City Southern, Missouri Pacific, M-K-T., and St. L.-S. F.

Table with multiple columns for routes and times. Includes sections for Connections at Kansas City, Connections at Arkansas City and Tulsa, Connections at Colorado Springs, and Connections at Holbrook.

Table titled 'Connections at Guthrie and Oklahoma City' with columns for Read down, STATIONS, and Read up.

Table titled 'Connections at Houston Gulf Coast Lines' with columns for Read down, STATIONS, and Read up.

Table titled 'Connections at Ludlow Tonopah & Tidewater R. R.' with columns for Read down, STATIONS, and Read up.

Table titled 'Connections at El Paso Southern Pacific Lines-South Line' with columns for Read down, STATIONS, and Read up.

Table titled 'Texas and Pacific Ry. National Rys. of Mexico' with columns for Read down, STATIONS, and Read up.

Table titled 'Connections at Milano International-Great Northern Railroad Co.' with columns for Read down, STATIONS, and Read up.

Table titled 'Connections at Merced Yosemite Valley R. R.' with columns for Read down, STATIONS, and Read up.

Table titled 'Connections at Deming South. Pac. R. R. of Mexico' with columns for Read down, STATIONS, and Read up.


Western Union Telegrams. Accepted at public telegraph stations on this road. Telegrams Night Messages Day Letters Night Letters. Money Transferred by Telegraph.

Steamship Connections

Any Santa Fe agent will sell you to or from Europe, also to or from Hawaii, Japan, China, Australia, etc.

HAWAII

REGULAR SAILINGS FROM SAN FRANCISCO



A fleet of nine splendid ships affording a wide range of accommodations and fares. The new S. S. Malolo, swiftest and most luxurious ship on the Pacific, makes the voyage to Honolulu in only 4 days, sailing every other Saturday. Other Matson sailings every Wednesday.

AUSTRALIA and the South Seas

The shortest, quickest and most interesting way. Regular service 19 days to Sydney with calls at Honolulu, Samoa and Fiji, enroute. Sailings every 21 days. Also 17-day express service—S. S. Malolo to Honolulu then S. S. Sierra, Sonoma, or Ventura, to Sydney.

MATSON LINE

215 Market Street, SAN FRANCISCO (Matson Bldg.)
 New York: 535 Fifth Ave. Chicago: 140 So. Dearborn St.
 Seattle: 1319 Fourth Ave. Los Angeles: 510 W. Sixth St.

LUXURIOUS PRESIDENT LINERS

Weekly Sailings to the Orient and Round the World

Next Sailings	From Los Angeles	From San Francisco
PRESIDENT VAN BUREN	August 20	August 24
PRESIDENT LINCOLN	August 27	August 31
PRESIDENT HAYES	Sept. 3	Sept. 7
PRESIDENT MADISON	Sept. 10	Sept. 14
PRESIDENT POLK	Sept. 17	Sept. 21
PRESIDENT JACKSON	Sept. 24	Sept. 28
PRESIDENT ADAMS	Oct. 1	Oct. 5

For complete information and reservations, communicate with any Santa Fe railroad representative or with any Dollar Line Office.

DOLLAR STEAMSHIP LINE

311 California St. San Francisco, Calif. 514 W. Sixth St. Los Angeles, Calif.

PANAMA CANAL—CENTRAL and SOUTH AMERICA

Fortnightly sailings from San Francisco and Los Angeles to Balboa, (Canal Zone). Direct connections for Central and South America. New S. S. "California" now in service. Largest American built steamer. Largest and fastest steamers in the service. Santa Fe agents will gladly give you complete information, or inquire LEO. E. ARCHER, Pacific Coast Manager

PANAMA PACIFIC LINE

460 Market Street, San Francisco. 715 West Seventh St., Los Angeles.

LOS ANGELES STEAMSHIP CO.

Connecting with the SANTA FE at Los Angeles and San Francisco

Fast and Palatial Steamships "Yale" and "Harvard" between LOS ANGELES, SAN FRANCISCO and SAN DIEGO Four Sailings Weekly Each Way

HONOLULU—DIRECT FROM LOS ANGELES

S. S. CALAWAII sails Sept. 1; Sept. 29; Oct. 27; Nov. 24; Dec. 22; Jan. 19. S. S. CITY OF LOS ANGELES sails Sept. 8; Dec. 29; Jan. 26; Feb. 23; Mar. 23. S. S. CITY OF HONOLULU sails Sept. 22; Oct. 20; Nov. 17; Dec. 15; Jan. 12.

For reservations, later sailings or information, ask any Santa Fe agent, or R. F. CULLEN, G. P. A. R. V. CROWDER, P. T. M.

O. S. K. LINE

Monthly Sailings Los Angeles to the Orient, India, South Africa & Round-the-World "Fortnightly from Puget Sound ports to Japan and Shanghai"

From Los Angeles: Santos Maru...Sept. 24 Manila Maru...Nov. 3 La Plata Maru...Aug. 27

OSAKA SHOSEN KAISHA

17 Battery Place, New York
 678 Dexter Horton Bldg., Seattle

WILLIAMS, DIMOND & CO. Agents for California

310 Sansome St., San Francisco 111 West Seventh St., Los Angeles

MALLORY STEAMSHIP COMPANY

Ideal Gulf and Ocean Route Galveston to New York

Weekly Service. Steamers leave Galveston 3.00 p. m. Saturdays, stopping at Key West, arriving New York Fridays.

Superb Cabin Service—Excellent Steerage Accommodations

A. W. PYE, Pass. Traffic Mgr. Pier 36 N. R., New York City F. T. RENNIE, General Agent Galveston, Texas

PACIFIC STEAMSHIP CO. (The Admiral Line)

Direct connections with Santa Fe at San Francisco and Los Angeles

PACIFIC COASTWISE SERVICE

Delightful short ocean voyages between San Diego, Los Angeles, San Francisco, Portland, Seattle, Victoria and Vancouver, B. C.

Sailings from Los Angeles to San Francisco every Tues., Fri., Sat., and Sun.; to Portland every Tues. and Sat.; to Seattle every Fri. and Sun. Sailings from San Francisco to Los Angeles every Tues., Wed., Thurs. and Sat. Sailings from San Francisco to Seattle every Tues. and Sat.; to Portland every Tues., Thurs. and Sat.

Through fares and tickets from all interior points in connection with rail lines. For detailed information ask any Santa Fe Agent or write: E. G. McMICKEN, P.T.M., Seattle, Wash.

JAPAN—CHINA—FAR EAST

Sailings fortnightly from Seattle—monthly from Los Angeles

Fortnightly from San Francisco via Honolulu as follows:

Siberia Maru, Aug. 29th Tenyo Maru, Sept. 26th Shinyo Maru, Oct. 24th
 Taiyo Maru, Sept. 12th Korea Maru, Oct. 10th Siberia Maru, Nov. 7th



New York: 10 Bridge St.

Chicago: 100 W. Monroe St.

San Francisco: 551 Market St.

Seattle: 801 First Ave.

Los Angeles: 19 Biltmore Hotel Arcade

PANAMA MAIL STEAMSHIP CO.

6 - Palatial Steamers - 6

between

San Francisco or Los Angeles and Mexico, Guatemala, Salvador, Nicaragua, Honduras, Costa Rica, Panama Canal and Colombia.

Early Sailings from San Francisco from Los Angeles

SS COLOMBIA	Sept. 1	Sept. 3
MS CITY OF PANAMA	Sept. 15	Sept. 17
SS VENEZUELA	Sept. 22	Sept. 24
SS GUATEMALA	Oct. 6	Oct. 8
MS CITY OF SAN FRANCISCO	Oct. 12	Oct. 14
SS ECUADOR	Oct. 20	Oct. 22

For full information address any Santa Fe agent, or

PANAMA MAIL STEAMSHIP CO.

2 Pine Street, San Francisco
 10 Hanover Square, New York - 548 S. Spring St., Los Angeles, Cal.

UNION STEAMSHIP CO. of New Zealand, Ltd.

To Sydney, Aust., via Tahiti (Papeete), Rarotonga, Cook Islands, and Wellington, N. Z.

Connections to the Islands of the Pacific, Tonga, Samoa, Fiji, Java, Manila, China and Japan, and Honolulu

Sailings from San Francisco every 28 days

HIND, ROLPH & CO., Inc., Gen. Agts.,

230 California St., San Francisco, Cal.

To See ENGLAND, SCOTLAND, WALES and IRELAND

Travel—"THE BEST WAY"—LMS:

London Midland and Scottish Railway

LMS HOTELS IN PRINCIPAL CITIES

Two Passenger Terminals in London, Euston Station and St. Pancras Station

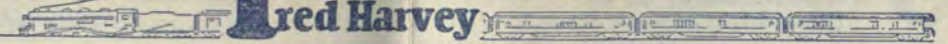
NOW IN OPERATION

LMS New Route—LONDON (St. Pancras) to PARIS and the CONTINENT, Via Tilbury and Dunkerque.

Passenger Fares, Rail Tickets, Schedules, Literature, Hotel Tariffs, all information from

JOHN FAIRMAN, Gen. Pass'r Agt. - 200 Fifth Avenue, NEW YORK

Santa Fe Meal Service



The dining-room, lunch-room, dining-car, and station-hotel service of the Santa Fe is managed by Fred Harvey. It is a service unequalled in American railroading. It sets the standard. On the Santa Fe you do not eat in an eating-house; you dine at a dining station. There's a difference—the Fred Harvey "difference."

Recently, large sums of money have been spent by the Santa Fe in expanding and improving many of the dining stations. The capacity of the lunch rooms has been doubled or trebled. This enlargement of facilities is necessary to meet the heavy demand caused by increased travel. At whatever cost the standard must be maintained.

All through passenger trains, which do not carry dining cars, are scheduled to stop at dining stations placed at convenient points along the line, and indicated in time tables thus—●. Ample time is allowed for meals.

Dining-room meals for trains en route are served table d'hote price, \$1.00 for adults, and 75 cents for children occupying seats at table. Service at Chicago, El Paso, Galveston, Houston, Kansas City, Lamy and Wichita, is a carte.

Lunch-room meals are served a la carte; prices reasonable.

Dining-car meals are served a la carte, except that dinner on trains Nos. 3 and 4 and 23 and 24 (The California Limiteds) is optional, either a la carte or table d'hote. Diner on Nos. 3 and 19 is open one hour before and one hour after departure from Chicago.

The dining rooms are located at intervals of about 100 miles, to meet the emergencies of train operation. They present an attractive appearance, the environment being like that of a club. Experienced travelers like to get off the train at meal time for a few minutes' exercise in the open air.

The dining rooms at Emporia, Hutchinson, Syracuse, Wellington, Temple, Trinidad, Las Vegas, Albuquerque, Clovis, Williams, Ash Fork and Needles are in the Harvey hotels, adjacent to the station. At Needles both dining rooms and hotel are equipped with an exceptional fine ventilating system. Dining rooms at other points are located in the Santa Fe station, except that the restaurant at Chicago is in Dearborn Station; at Kansas City, in Union Station; at Wichita, Kans., in Union Station; at El Paso, Tex., in Union Depot, and at Houston, Tex., in Union Station, and in Galveston, Tex., in Union Station.

Meals a la carte served on Santa Fe ferries between San Francisco and Ferry Point.

The lunch rooms admirably care for those who only wish a light meal. The utmost care is exercised as to quality of food and its preparation.

LUNCH ROOMS	SEATING CAPACITY	LUNCH ROOMS	SEATING CAPACITY	LUNCH ROOMS	SEATING CAPACITY
Albuquerque, N. M.	118	Ft. Worth, Tex.	38	Purcell, Okla.	20
Amarillo, Tex.	38	Gainesville, Tex.	42	Rincon, N. M.	30
Arkansas City, Kans.	30	Gallup, N. M.	81	San Bernardino, Cal.	69
Ash Fork, Ariz.	62	Galveston, Tex.	55	San Diego, Cal.	41
Bakersfield, Cal.	47	Grand Canyon,		San Marcial, N. M.	20
Barstow, Cal.	52	Ariz.	120	Seligman, Ariz.	47
Belen, N. M.	45	Guthrie, Okla.	34	Slaton, Tex.	46
Brownwood, Tex.	33	Houston, Tex.	91	Somerville, Tex.	50
Canadian, Tex.	38	Hutchinson, Kans.	48	Sweetwater, Tex.	43
Chanute, Kans.	31	Kansas City, Mo.	250	Syracuse, Kans.	51
Chicago, Ill.		Kingman, Ariz.	42	Temple, Tex.	20
(Dearborn Sta.)	34	La Junta, Colo.	64	Topeka, Kans.	45
Cleburne, Tex.	42	Lamy, N. M.	34	Trinidad, Colo.	28
Clovis, N. M.	54	Las Vegas, N. M.	51	Vaughn, N. M.	42
Colorado Spgs., Colo.	48	Los Angeles, Cal.	48	Waynoka, Okla.	37
Deming, N. M.	35	Merced, Cal.	32	Wellington, Kans.	31
Dodge City, Kans.	47	Mojave, Cal.	56	Wichita, Kans.	77
El Paso, Tex.	43	Needles, Cal.	104	Williams, Ariz.	53
Emporia, Kans.	44	Newton, Kans.*	34	Winslow, Ariz.	72

The station hotels along the Santa Fe are conveniently located for business and sightseeing. Hotel accommodations are provided at

LUNCH ROOMS	GUEST ROOMS	LUNCH ROOMS	GUEST ROOMS	LUNCH ROOMS	GUEST ROOMS
Albuquerque, N. M.	120	Hutchinson, Kans.	80	Somerville, Tex.	20
Ash Fork, Ariz.	21	La Junta, Colo.	38	Syracuse, Kans.	15
Barstow, Cal.	29	Lamy, N. M.	8	Temple, Tex.	21
Clovis, N. M.	35	Las Vegas, N. M.*	37	Trinidad, Colo.	22
Dodge City, Kans.	41	Needles, Cal.	25	Vaughn, N. M.	4
Emporia, Kans.	7	Rincon, N. M.	11	Wellington, Kans.	8
Gallup, N. M.	64	San Marcial, N.M.	7	Williams, Ariz.	39
Grand Canyon, Ariz.	92	Seligman, Ariz.	19	Winslow, Ariz.	13

At those hotels operated on the European plan the rates for rooms generally are \$2.00 a day and upwards. Those operated on the American plan are \$5.00 a day and upwards, except at El Tovar, where the rate is \$7.00 to \$9.00 a day and up

The most noteworthy of the Santa Fe hotels are:

	CAPACITY OF DINING ROOMS	NUMBER OF GUEST ROOMS	
THE BISONTE, at Hutchinson, Kans.	110	80	E
EL VAQUERO, at Dodge City, Kans.	118	41	E
THE SEQUOYAH, at Syracuse, Kans.	104	15	E
THE GRAN QUIVIRA, at Clovis, N. M.	94	35	E
THE CARDENAS, at Trinidad, Colo.	102	22	E
THE CASTAÑEDA, at Las Vegas, N. M.	108	37	E
EL ORTIZ, at Lamy, N. M.	9	8	E
THE ALVARADO, at Albuquerque, N. M.	127	120	A & E
EL NAVAJO, at Gallup, N. M.	112	64	E
THE FRAY MARCOS, at Williams, Ariz.	62	39	E
EL TOVAR, at Grand Canyon, Ariz.	150	92	A
THE ESCALANTE, at Ash Fork, Ariz.	120	21	E
EL GARCES, at Needles, Cal.	152	25	E
THE CASA DEL DESIERTO, at Barstow, Cal.	110	29	E

E—European Plan. A—American Plan.

DINING ROOMS

	SEATING CAPACITY
Albuquerque, N. M.	127
Amarillo, Tex.	72
Arkansas City, Kans.	88
Ash Fork, Ariz.	120
Bakersfield, Cal.	72
Barstow, Cal.	110
Belen, N. M.	60
Brownwood, Tex.	62
Canadian, Tex.*	56
Chanute, Kans.*	
Chicago, Ill.	79
Clovis, N. M.	94
Colorado Spgs.	
Colo.	57

DINING ROOMS

	SEATING CAPACITY
Dodge City, Kans.	118
El Paso, Tex.	100
Emporia, Kans.	104
Ft. Worth, Tex.*	24
Gallup, N. M.	112
Grand Canyon,	
Ariz.	150
Hutchinson, Kans.	110
Kansas City, Mo.	135
Kingman, Ariz.	63
La Junta, Colo.	121
Lamy, N. M.	9
Las Vegas, N. M.	108
Merced, Cal.	56

*Temporarily closed.

DINING ROOMS

	SEATING CAPACITY
Needles, Cal.	152
Newton, Kans.*	104
Purcell, Okla.	52
San Bernardino, Cal.	100
Seligman, Ariz.	80
Syracuse, Kans.	104
Temple, Tex.	65
Topeka, Kans.	110
Trinidad, Colo.	102
Vaughn, N. M.	80
Waynoka Okla.	56
Wellington, Kans.	72
Williams, Ariz.	62
Winslow, Ariz.	116

Santa Fe Summer Excursion Fares

(Round-trip summer excursion fares from other points proportionately reduced)

PACIFIC COAST

FROM	TO	SAN FRANCISCO, OAKLAND, SANTA BARBARA, LOS ANGELES, LONG BEACH AND SAN DIEGO	SAN FRANCISCO	PORTLAND, SEATTLE, TACOMA and other NORTHWEST POINTS	GRAND CANYON NATIONAL PARK
		Santa Fe going and returning; or one way via any other direct route.	One way via Portland, Seattle or Vancouver and North Pacific Coast.	Going and returning via direct routes; use Santa Fe to and from Denver.	Via same route both directions.
		DATES OF SALE	DATES OF SALE	DATES OF SALE	DATES OF SALE
		May 15 to Sept. 30; Final Limit Oct. 31, 1928	May 15 to Sept. 30; Final Limit Oct. 31, 1928	May 15 to Sept. 30; Final Limit Oct. 31, 1928	May 15 to Sept. 30; Final Limit Oct. 31, 1928
CHICAGO		\$90.30	\$108.30	\$90.30	\$77.15
PEORIA		89.25	107.25	89.25	76.10
ST. LOUIS		85.60	103.60	85.60	72.45
KANSAS CITY		75.80	93.60	75.80	62.45
MINNEAPOLIS-ST. PAUL		91.90	101.75		78.75
ST. JOSEPH		75.80	93.60	75.80	62.45
SIoux CITY		79.80	95.70		68.65
OMAHA-COUNCIL BLUFFS		75.80	93.60	112.35	62.45
NEW ORLEANS		89.40	118.88	97.05	76.25
GALVESTON		78.15	105.60	94.50	65.00
HOUSTON		75.60	103.05	94.50	62.45
FT. WORTH		75.60	103.05	94.50	62.45
OKLAHOMA CITY		75.60	100.38	89.15	62.45
AMARILLO		71.35	★ 97.83	★ 88.30	48.80
DENVER, COLORADO SPRINGS, PUEBLO		67.20	† 87.85	† 72.45	○ 54.05

† Fares from Denver, Colorado Springs and Pueblo to Portland via Huntington direct (not via Seattle or Tacoma), \$5.25 less than above.
 ‡ To Portland via Huntington direct (not via Seattle or Tacoma), \$2.63 less than above.
 § Via Vancouver, fares slightly higher from some points. ○ Fare applies from Denver or Colorado Springs. Fare from Pueblo \$51.80.
 ★ Fare from Amarillo to Seattle, \$88.30; to Portland, \$84.75; and to San Francisco, one-way via Seattle \$97.83, fare one-way via Portland \$96.05.

NEW MEXICO

FROM	TO	DENVER	COLORADO SPRINGS	PUEBLO	TRINIDAD	LAS VEGAS	LAMY	SANTA FE	ALBUQUERQUE	GALLUP	ROS-WELL	CARLSBAD	RATON
May 15 to September 30, 1928													
June 1 to September 30, 1928													
CHICAGO		\$43.05	\$43.05	\$43.05	\$43.05	\$49.10	\$52.00	\$53.80	\$55.05	\$62.25	\$53.80	\$59.20	\$44.10
PEORIA		38.65	38.65	38.65	38.65	44.70	47.60	49.40	50.65	57.85	49.40	54.80	39.70
ST. LOUIS		37.80	37.80	37.80	37.80	43.85	46.75	48.55	49.80	47.05	38.60	44.00	28.90
KANSAS CITY		27.85	27.85	27.85	27.85	33.90	36.80	38.60	39.85	63.85	55.40	60.80	45.70
MINNEAPOLIS-ST. PAUL		44.65	44.65	44.65	44.65	50.70	53.60	55.40	56.65	47.05	38.60	44.00	28.90
ST. JOSEPH		27.85	27.85	27.85	27.85	33.90	36.80	38.60	39.85	47.05	38.60	44.00	28.90
May 15 to September 30, 1928													
NEW ORLEANS		\$65.85	\$65.85	\$65.85	\$65.85	\$67.00	\$67.00	\$68.80	\$67.00	\$73.50	\$45.70	\$47.90	\$67.00
HOUSTON		54.85	51.15	48.90	48.90	52.90	52.90	54.70	52.90	56.50	48.55	50.75	50.55
GALVESTON		57.35	53.65	51.40	51.40	55.40	55.40	57.20	55.40	58.95			53.05
SAN ANTONIO		54.60	50.90	48.65	48.65	52.65	52.65	54.45	52.65	55.65			50.30
WACO		44.95	41.25	39.00	39.00	43.00	44.90	46.70	44.90	49.30	36.10	38.30	40.65
DALLAS		42.00	38.35	36.10	36.10	40.10	44.90	46.70	44.90	49.30	35.70	37.90	37.75
FT. WORTH		40.40	36.70	34.45	34.45	38.45	43.25	45.05	43.25	47.65	33.80	36.00	36.10
AMARILLO		33.60	30.40	28.15	28.15	29.20	26.92	28.72	26.92	33.35			15.50
OKLAHOMA CITY		36.05	32.95	30.70	30.70	36.60	41.40	43.20	43.25	47.65	36.30	41.70	32.35

Final Limit October 31, 1928.

STOP-OVERS

Stop-overs will be permitted on summer excursion tickets at all points in both directions within final limit. 10-DAY STOP-OVERS will also be permitted on one-way limited tickets at the points and under the conditions shown below:

ADAMANA, ARIZ., for side trip to Petrified Forest National Monument
ALBUQUERQUE, N. M. Ⓞ
AMARILLO, TEX. †
ASH FORK, ARIZ. †
BAKERSFIELD, CALIF. †
BEAUMONT, TEX. †
BERKELEY, CALIF. Ⓞ
CHICAGO, ILL. Ⓞ
CLOVIS, N. M. Ⓞ
COLORADO SPRINGS, COLO. †
COLTON, CALIF. †
DALLAS, TEX. †
DENVER, COLO. †
DEMING, N. M. †
EL PASO, TEX. †
EXETER, CALIF. †
FLAGSTAFF, ARIZ. †
FORT WORTH, TEX. †
FRESNO, CALIF. †
GALLUP, N. M. Ⓞ
GRAND CANYON, ARIZ. †
HOUSTON, TEX. †
HUTCHINSON, KANS. †
KANSAS CITY, MO. †
LAMY, N. M. Ⓞ
LAS VEGAS, N. M. Ⓞ
LAWRENCE, KANS. †
LOS ANGELES, CALIF. †
LUDLOW, CALIF. †
MERCED, CALIF. †
OAKLAND, CALIF. †
OKLAHOMA CITY, OKLA. †
PASADENA, CALIF. †
PHOENIX, ARIZ. †
PRESCOTT, ARIZ. †
PUEBLO, COLO. †
RATON, N. M. Ⓞ
REDLANDS, CALIF. †
RIVERSIDE, CALIF. †
ST. JOSEPH, MO. †
SAN BERNARDINO, CALIF. †
SAN DIEGO, CALIF. †
SAN FRANCISCO, CALIF. †
SANTA FE, N. M. Ⓞ
STOCKTON, CALIF. †
TOPEKA, KANS. †
TRINIDAD, COLO. Ⓞ
VISALIA, CALIF. †
WICHITA, KANS. †
WILLIAMS, ARIZ., for side trip to Grand Canyon Nat'l Park
YOSEMITE NATIONAL PARK †

Passenger must notify conductor before arrival at stop-over point and deposit ticket with agent. † Stop-overs permitted on tickets between points in Colorado and New Mexico and east thereof and points in British Columbia, California, Oregon and Washington. † On inter-state tickets only. * Stop-overs permitted on tickets reading through these points except for certain restrictions. Ⓞ Stop-overs permitted on tickets between points east of Albuquerque, Deming or El Paso. Ⓞ Stop-over permitted on tickets between points east of Albuquerque, Deming or El Paso. Ⓞ Stop-over permitted on tickets between points west of Albuquerque, Deming or El Paso. Ⓞ Stop-over permitted on tickets between points east thereof and points west of Berkeley or Oakland, stop-over will be permitted at either point but not at both. Ⓞ Stop-overs permitted on tickets between points in Colorado, New Mexico, and east thereof and points in Arizona, British Columbia, California, Oregon and Washington.

SIDE-TRIPS

DENVER, COLORADO SPRINGS OR PUEBLO. Tickets to California from territory east of Colorado may be routed through Denver, Colorado Springs or Pueblo and Albuquerque, thence A. T. & S. F. Ry.-Coast Lines, at the same through fares that apply direct through La Junta and Albuquerque. Side trip coupons may be included in through tickets at time of purchase or may be obtained at certain principal ticket offices before reaching La Junta. When through tickets to Arizona and California points, are routed via La Junta and Deming or El Paso, the side trip tickets from La Junta will be sold at the following fares: Denver \$13.32, Colorado Springs \$7.92, Pueblo \$4.65.

CARLSBAD, N. M. (For Carlsbad Cave Nat'l Monument). Clovis to Carlsbad and return, \$6.62.

GALVESTON, TEX. Houston to Galveston and return, \$2.40.

GRAND CANYON, ARIZ. (Grand Canyon National Park). Through tickets may include side trip coupons, Williams to Grand Canyon and return, at an additional charge of \$9.12.

BAGGAGE STORAGE CHARGES accruing at Santa Fe stations, account Grand Canyon or Indian-Detour side trips are waived on presentation of side trip certificates obtained from agents at Grand Canyon, Albuquerque or Lamy.

INDIAN-DETOUR. Two and three day motor trips, Lamy to Albuquerque via Santa Fe, \$40.00 and \$57.50 respectively, including lodging with bath every night, meals and motor transportation.

PHOENIX, ARIZ. (Optional Route) One-way or round-trip tickets reading from or via Albuquerque or Belem, N. M. to Barstow, Calif., or points beyond, or vice versa, will be honored via Ash Fork to Prescott or Phoenix and return; or via Ash Fork, Prescott or Phoenix, Parker and Cadiz, Calif., without additional charge. Side-trip coupons are no longer necessary and tickets will be honored as above upon application to conductor.

PRESCOTT, ARIZ. (Same as Phoenix.)

SANTA FE, N. M. Lamy to Santa Fe and return, via Santa Fe Transportation Co. \$1.80.

YOSEMITE VALLEY, CALIF. (Yosemite National Park). Merced to Yosemite Valley and return, \$10.25.

SEQUOIA NATIONAL PARK, CALIF. Via auto stage from Visalia or Exeter.

GENERAL GRANT NATIONAL PARK, CALIF. Auto stage from Fresno and Visalia, daily.

Subject to change



The Santa Fe is the only railroad to the rim of Grand Canyon

Grand Canyon National Park

Open all the year

Stop off three days, instead of one, at Grand Canyon National Park. This greatest of world wonders is worth more than just a "howdy and good bye." Plenty to see—plenty to do—for a three days' visit, though one should stay longer, if possible.

El Tovar Hotel and Bright Angel Cottages are but a few steps from Santa Fe station, on the south rim. Canyon hotels, as well as camps near the river, are operated by Fred Harvey. El Tovar Hotel is conducted on American plan, with highest-class service. Bright Angel Cottages are run on European plan; comfortable rooms and a la carte meals.

Trail trips may be taken into the mile-deep gorge. Motor rides along the rim. Picturesque native Indian life. And the Canyon itself, painted like a sunset, its chasm more than a mile in depth and thirteen miles wide.

Two inner-canyon trips deserve special mention. One is along the rim road to head of Hermit Trail; thence down that trail to Hermit Cabins, where the night is spent; returning the next day to the top by way of Tonto and Bright Angel Trails. The other is down Bright Angel Trail, or the new Yaki Trail, to the steel bridge crossing of the Colorado and on to Phantom Ranch, the farthest down of any canyon camp in the world. Here is a ranchito of several acres, walled in on two sides by templed rocks thousands of feet high and close to a murmuring mountain stream. Next morning proceed to Ribbon Falls—a lovely waterfall which makes a sheer descent of several hundred feet in three separate plunges. Thence on to Roaring Springs, returning to Phantom Ranch in afternoon, and the following day back to the top.

New auto trip on Navahopi Road from El Tovar to Tuba City, Moenkopi Indian village and Navajo-Hopi Indian reservations. Return same day, \$16 each person. Season May 1st to October 31st.

El Tovar is also a starting point for Rainbow Bridge.

Sleeper accommodations can be reserved for stop-over at Grand Canyon (three days, more or less), on the California Limited and the Missionary, if arranged for when through tickets are bought.

Stopovers will be permitted on round-trip Tourist tickets, in both directions, within final limit. On one-way tickets ten-days' stop-over will be granted at Williams, Ariz., for the Canyon side trip. One-way tickets must be deposited with agent at Grand Canyon. Baggage storage charges, accruing at any Santa Fe Station, waived for Grand Canyon visitors, where necessary, on presentation of side trip certificate obtained from agent at Grand Canyon.

Ask for descriptive illustrated folder, "Grand Canyon Outings," which gives all details.

SLEEPING CAR RATES including surcharge

(Quoted by the Pullman Co., Aug. 15, 1928 for information only and subject to change without notice)

Table with columns: STANDARD CAR (Lower Berth, Upper Berth, Com. part., Draw. Room), TOURIST CAR (Lower Berth, Upper Berth). Rows list various routes like Albuquerque and Deming, Chicago and Los Angeles, etc.

(Quoted by the Pullman Co., Aug. 15, 1928 for information only and subject to change without notice)

Table with columns: STANDARD CAR (Lower Berth, Upper Berth, Com. part., Draw. Room), TOURIST CAR (Lower Berth, Upper Berth). Rows list various routes like Kansas City and Guthrie, Los Angeles and San Francisco, etc.

(Continued on page 63.)

Seat Rates in Santa Fe Parlor Cars

Table with columns: Between, Seat Rate, Sur-charge, Total Cost. Rows include Chicago-Kansas City, Kansas City-Tulsa, La Junta-Denver, etc.

The above rates apply in both directions.

SLEEPING CAR RATES including surcharge—Concluded

(Quoted by the Pullman Co., Aug. 15, 1928, for information only and subject to change without notice)

Table with columns: STANDARD CAR (Lower Berth, Upper Berth, Com. part., Draw. Room), TOURIST CAR (Lower Berth, Upper Berth). Rows list routes like Wichita and Amarillo, Los Angeles and San Francisco, etc.

Note 35 In through car stopping at Grand Canyon from 7.15 a. m. to 8.00 p. m. For longer stopover use rates to and from Grand Canyon. A minimum of two adult railroad tickets will be required for exclusive occupancy of drawing room and one and one-half tickets for exclusive occupancy of compartment.

— AT YOUR SERVICE —

Freight Department

Heavy rail, treated ties and rock ballasted roadbed enable the Santa Fe to move cars over its lines with comparative freedom from the jolt and jar so destructive to shipments.

The interest taken by the Santa Fe's train and yard crews in the welfare of the company's customers insures freight traffic against rough usage in transit.

Our Freight depots are commodious and convenient, and the station help is competent and courteous.

The Santa Fe's modern freight cars of steel underframe construction, equipped with air brake and automatic coupler, spells safety for consignments entrusted to the company's care.

Through package and carload Red Ball service from Chicago, St. Louis, and Kansas City, Mo., to principal points in the South and West—"Santa Fe all the Way."

Emigrant Movables are given special attention.

Are You a Shipper? Listen. Freight in proper containers, and legibly marked, is half-way to its destination. Did it ever occur to you to take a look every now and then through your Shipping Department to see how your people are boxing, crating, barreling, sacking or baling your goods for transportation, to satisfy yourself that they are giving the necessary protection to the property you are shipping out to your customers and to see that your shipments are properly marked, with old marks erased and the bills of lading carefully and legibly made? If not, try it—you will find it interesting.

Many shippers have thanked us for bringing to their attention instances of bad packing, use of inferior containers, illegible marking and poorly written bills of lading, of which they were not cognizant.

Prospective settlers and others can get full information as to rates, service, etc., by addressing,

C. C. DANA, Freight Traffic Manager, Chicago. R. G. MERRICK, Assistant Freight Traffic Manager, Topeka. PAUL P. HASTINGS, General Freight Agent, San Francisco. H. P. ANEWALT, General Freight Agent, Los Angeles.

T. B. GALLAHER, General Freight Agent, Panhandle & Santa Fe Ry., Amarillo. J. S. HERSHEY, General Freight Agent, G. C. & S. F. Ry., Galveston.

Live Stock Department

Perhaps you could save some money by consulting us on your shipping problems. We are anxious to serve you by advising as to rates, routes, equipment, quarantine regulations, pastures, feeding facilities, etc. Santa Fe equipment and feeding facilities are second to none. It is our desire to see that your shipment is carefully and expeditiously handled. May we serve you?

W. T. TRELEAVEN, General Live Stock Agent, A. T. & S. F. Ry. System, Kansas City, Mo. R. E. BUCHANAN, General Live Stock Agent, G. C. & S. F. Ry., Fort Worth, Tex.

Colonization Department

A new location, somewhere in the Great Southwest or in California—does that interest you?

If so, the Colonization Department of the Santa Fe Railway is prepared to furnish dependable information with reference to land values, the class of crops that can be grown most successfully, community development, and a general survey of the country, so that a good idea may be obtained of the opportunities that each region affords.

We have folders, carefully prepared, stating the plain facts with all exaggeration left out. They contain information that will interest the man who wants to farm on a very extensive scale, or who wishes to confine his operations entirely to live stock; also the man who wants to farm ten or twenty acres in an irrigated section, close to some highly developed community.

These land folders are illustrated. They describe Kansas, Oklahoma, Texas, New Mexico, Arizona and California. If interested please indicate your preference and address.

C. L. SEAGRAVES, General Colonization Agent, A. T. & S. F. Ry. 927 Railway Exchange, Chicago, Illinois.

Industrial Department

There is room in the great Southwest for more factories to supply the needs of a growing market.

Raw materials, cheap fuel, satisfied labor and America's most dependable transportation unite to insure the success of industries located on the Santa Fe.

Our trained men will secure and furnish without charge detailed information regarding any section traversed by this railroad.

M. C. BURTON, General Industrial Agent, Topeka, Kansas. L. J. HANEY, Industrial Agent, Coast Lines, San Francisco, Cal. T. F. CONWAY, Industrial Agent, Coast Lines, Los Angeles, Cal. T. E. BRAZELTON, Industrial Agent, Galveston, Texas.

Agricultural Development Department

The Santa Fe Railway is cooperating with the United States Department of Agriculture, State Agricultural Colleges, State Boards of Agriculture and County Farm Bureaus in helping to develop the agricultural resources of the territory served by its lines, including California, Arizona, New Mexico, Texas, Louisiana, Colorado, Nebraska, Kansas, Oklahoma, Missouri, Iowa and Illinois. Information about farming opportunities in the states named will be answered promptly. Read our paper, The Earth. Six months free. Write for it.

J. F. JARRELL, Manager, Topeka, Kansas. CHAS. W. LANE, Assistant Manager, Topeka, Kansas. J. D. TINSLEY, General Agricultural Agent, Amarillo, Texas. L. F. DINAN, Agricultural Agent, Galveston, Texas. G. WALTER REED, Western Editor, The Earth, Los Angeles, California.

Refrigerator Department

The Santa Fe Refrigerator operates its own refrigerator cars for perishable freight, carload and less than carload.

The Santa Fe Refrigerator Department gives efficient supervision to perishable protective service from origin to destination. Route your freight Santa Fe. G. H. NELSON, Manager, 1104 Railway Exchange, Chicago, Ill.

the Indian-detour

All the Year

Old Santa Fé, dreaming among its monuments to centuries of rule and strife under three flags. Days in the Southern Rockies with charming courier-hostesses, visiting inhabited Indian pueblos and pre-historic cliff-dwellings far from the beaten path. Nights in unique Harvey hotels, with every comfort.



The Indian-detour offers another delightful break in transcontinental rail travel via the Santa Fe—either two or three matchless days by motor in the cool mile-high Spanish and Indian country of northern New Mexico.

Santa Fe-Harvey Company management throughout assures the finest in equipment and personal service. Rates cover every expense en route for motor transportation, courier service, meals and hotel accommodations with private bath.

2-Day PUYÉ DETOUR

\$40.00. Santa Fé Trail and Old Santa Fé; Tesuque, Santa Clara and Santo Domingo Indian Pueblos; the great cliff ruins of Puyé.

3-Day TAOS-PUYÉ DETOUR

\$57.50. All of the 2-day Puyé Detour, plus a magnificent 150-mile round-trip to Taos Pueblo, via the rugged gorges of the upper Rio Grande.

Ask For Picture Folder

