

Vincent X. Ashmore. Age 11

Vincent X. Ashmore. Age 11



The
Atchison, Topeka & Santa Fe
Railway System
Time Tables

The
Atchison, Topeka & Santa Fe
Railway System
Time Tables



PASSENGER DEPARTMENT OFFICIALS

CHICAGO..... W. J. BLACK, Pass'ger Traffic Mgr., A. T. & S. F. Ry. Sys.
 Ry. Ex. Bldg. A. P. MORISON, Ass't Pass'ger Traffic Mgr., A. T. & S. F. Ry.
 80 E. Jackson St. B. M. BUKEY, Ass't Gen. Pass'ger Agent, A. T. & S. F. Ry.
 W. H. SIMPSON, Ass't Gen. Pass'ger Agent, A. T. & S. F. Ry. Sys.
 C. J. BIRCHFIELD, Ass't Gen. Adv. Agent, A. T. & S. F. Ry. Sys.
 J. BRINKER, Express and Mail Traffic Mgr., A. T. & S. F. Ry. Sys.
 C. L. SEAGRAVES, Gen. Colonization Agt., A. T. & S. F. Ry. Sys.
 T. A. WOLCOTT, Gen. Trav. Agent, A. T. & S. F. Ry. Sys.
LOS ANGELES... JAS. B. DUFFY, Gen'l Pass'r Agt., A. T. & S. F. Ry.—Coast Lines.
 Kerekhoff Bldg. Ass't Gen. Pass'r Agent, A. T. & S. F. Ry.—Coast Lines
 6th and Main Sts. H. ISAACS, Ass't Gen. Baggage Agent, A. T. & S. F. Ry.—Coast Lines.
SAN FRANCISCO J. R. HAYDEN, Ass't Traffic Manager, A. T. & S. F. Ry.—Coast Lines.
 601 Market St. JAS. F. MOSES, Ass't Gen. Pass'r Agent, A. T. & S. F. Ry.—Coast Lines.

TOPEKA, Kan...... J. M. CONNELL, Gen. Pass'r Agent, A. T. & S. F. Ry.
 A. T. & S. F. E. J. SHAKESHAFT, Ass't Gen. Pass'r Agent, A. T. & S. F. Ry.
 Gen'l Office Bldg. R. S. GORDON, Gen'l Baggage Agent, A. T. & S. F. Ry. System.
 M. C. BURTON, Gen. Industrial Agent, A. T. & S. F. Ry. Sys.
GALVESTON, Tex. W. F. JARRELL, Mgr. Agric. Development Dept., A. T. & S. F. Ry.
 Gen'l Office Bldg. J. S. KEENAN, Gen. Pass'r Agent, G. C. & S. F. Ry.
 EDWIN E. ADAMS, Ass't Gen. Pass'r Agent, G. C. & S. F. Ry.
 J. B. MOORE, Gen. Baggage Agent, G. C. & S. F. Ry.
AMARILLO, Tex. T. B. GALLAHER, Gen. Pass'r Agent, P. & S. F. Ry.
 Gen'l Office Bldg. CHARLES WALSH, Gen. Baggage Agent, P. & S. F. Ry.
PHOENIX, Ariz.... F. L. HANNA, Ass't Gen. Frt. and Pass'r Agent, A. T. & S. F. Ry.—
 102 No. Central Ave. Coast Lines.

SANTA FE TRAFFIC AGENCIES

ALBUQUERQUE, N. M...... W. A. CAMERON, Trav. Frt. & Pass. Agt.
ALHAMBRA, CAL., 11 No. First St..... O. W. LEHMER, Passenger Agent
 Phone Alhambra 91
AMARILLO, Tex...... W. E. GOODLOE, Div. Frt. & Pass. Agt.
 P. N. MONTGOMERY, T. F. & P. A.
 E. A. TUSHA, Trav. Frt. & Pass. Agent.
 Santa Fe Station, Phone 858..... W. H. McEACHERN, City Ticket Agent.
ATCHISON, Kan., Masonic Bldg..... FREDERICK L. CONDIT, Div. Frt. Agt.
ATLANTA, Ga., 1518 Healey Bldg..... S. ROSIE, General Agent.
BAKERSFIELD, Cal., Phone 40..... R. H. NORTON, Trav. Passenger Agent.
 R. W. DIFFENDERFER, Trav. Pass. Agt.
 W. R. WHITE, Agent.
 CHAS. L. HENRY, Trav. Pass. Agent.
BEAUMONT, Tex., Phone 992..... O. A. ERNEST, Div. Frt. and Pass. Agt.
 Hotel Beaumont Bldg., 643 Orleans St. W. F. OXFORD, City Passenger Agent.
BERKELEY, Cal., 2134 University Ave..... F. M. SHICK, Agent.
BOSTON, Mass., 212 Old South Bldg..... S. W. MANNING, General Agent.
 Phones Liberty 7944 and 7945. S. B. ST. JOHN, District Passenger Agt.
 D. L. THORNBURY, City Pass. Agent.
 W. L. ROBINSON, Traveling Agent.
 S. CARLSON, Traveling Agent.
 C. B. THISHOLM, Traveling Agent.
 T. O. LACROIX, Traveling Agent.
BUFFALO, N. Y., 591 Elliott St. Bldg. W. J. CURTIS, General Agent.
 Phone Seneca 4231. H. J. HOUSEMAN, City Passenger Agt.
CHICAGO, Ill., 179 W. Jackson St. R. F. McILROY, Traveling Passenger Agt.
 Phone Wash 4600. JAS. E. MORIARTY, Div. Pass. Agt.
 C. G. GARNEY, City Passenger Agt.
 C. C. THOMPSON, City Pass. Agent.
 A. C. DEVLIN, City Pass. Agent.
 EILER MILLER, City Passenger Agent.
 J. Q. ADAMS, Depot Passenger Agent.
 JOHN P. McNALLY, Depot Passenger Agt.
CINCINNATI, Ohio, 200 Neave Bldg. F. THOMPSON, Division Frt. Agt.
 Phone Main 4378. F. G. BURNETT, General Agent.
 HARRY RENTROP, City Pass'r Agent.
 L. C. WOOLSEY, Trav. Pass'r Agent.
CLEVELAND, O., 980 Union Trust Bldg. GRANT WYRICK, General Agent.
 Phone Cherry 227. P. PALMATEER, District Pass'r Agt.
 A. H. BUTTERWORTH, City Pass. Agt.
 W. G. GUSSE, Traveling Passenger Agt.
COLORADO SPRINGS, Colo...... B. W. DONALDSON, Div. Frt. & Pass. Agt.
 118 E. Pikes Peak Ave., Phone Main 652. R. H. MILLER, City Passenger Agent.
DALLAS, Tex., Santa Fe Bldg. ALLEN C. ATER, Division Pass'r Agent.
 1116 Commerce St., Phone X-4829. J. H. KUCERA, City Ticket Agent.
DENVER, Colo., Kenmark Hotel Bldg. C. S. RILEY, Division Freight Agent.
 524 17th St. W. S. BURDICK, Division Pass. Agent.
 Phone Main 2614. N. F. JOHNSON, Traveling Pass'r Agt.
 A. A. OTT, Traveling Passenger Agent.
 W. H. DURKE, City Passenger Agent.
 R. W. MYERS, Division Freight Agent.
DES MOINES, Iowa, 601 Equitable Bldg. CHAS. A. MOORE, General Agent.
 Phone Market 1043. J. C. BATHAM, Traveling Passenger Agt.
DETROIT, Mich., Transportation Bldg. A. F. IVIS, Traveling Passenger Agent.
 Phone Main 6847. F. T. HENDRY, General Agent.
 G. G. ROBERTSON, Trav. Pass'r Agent.
 R. E. NEAL, Traveling Pass. Agent.
EL PASO, TEX., Mills Building..... C. E. STROUP, City Pass. Agent.
 W. R. BROWN, Div. Frt. and Pass. Agt.
 J. S. MORRISON, City Passenger Agent.
 L. V. GARDINER, City Frt. and Pass. Agt.
 E. C. DONOHUE, Trav. Passenger Agent.
FT. MADISON, Iowa, Santa Fe Sta. H. R. TEASDALE, Division Freight Agt.
FORT WORTH, Tex., 112 E. 9th St. T. P. FENELON, Division Pass'r Agent.
 Phone Lamar 1560. E. B. MELTON, Trav. Passenger Agent.
 ROY SCHELL, City Ticket Agent.
 J. P. WRIGHT, City Passenger Agent.
 S. G. DICKERSON, Division Freight Agt.
FRESNO, Cal., Santa Fe Station..... F. E. SHELLBERGER, Div. Pass'r Agt.
 Phone 4300. W. C. LEISE, Trav. Passenger Agent.
 N. H. ASP, Div. Frt. Agent.
GALVESTON, Tex., 411 Twenty-Second St. M. NAUMANN, Division Freight Agent.
 Phone Santa Fe 5400. STANLEY B. MARKES, Div. Frt. Agt.
GLENDALE, CAL., 119 East Broadway. J. M. POWERS, Passenger Agent.
HIGHLAND PARK, Cal., Santa Fe Station. J. A. LEWIS, Passenger Agent.
HOLLYWOOD, CAL., 6405 Hollywood Blvd. G. N. KOEPEL, City Passenger Agent.
HOUSTON, Tex., 904 Texas Ave. GEO. H. MONTES, Passenger Agent.
 Phone Preston 602. J. R. GREENHILL, Division Pass'r Agt.
 T. M. GAUNTT, City Ticket Agent.
 OSCAR NELSON, Trav. Pass'r Agent.
 E. A. HURT, Division Freight Agt.
HUTCHINSON, Kan...... CLARK DAVIS, Division Freight Agent.
INDIANAPOLIS, Ind., Phone Riley 3077. E. P. FISHER, General Agent.
 311 Merchants Bank Bldg. EMMETT C. MICHAELS, Trav. Pass. Agt.
JOPLIN, Mo...... P. E. TAYLOR, Division Freight Agent.
 706-707 Joplin National Bank Bldg.
KANSAS CITY, Mo., 719 Walnut St. GEO. W. HAGENBUCH, Div. Pass'r Agt.
 Phone Bell-Main 7340. JOHN H. WALLENSTROM, City Pass. Agt.
 C. J. KISTLER, City Passenger Agent.
 E. C. OTT, Depot Passenger Agent.
 B. BAILEY, Depot Passenger Agent.
 HARRY W. SIMPSON, Depot Pass'r Agt.
 T. J. McDERMOTT, Trav. Pass'r Agt.
 R. E. CUTTELL, Traveling Pass'r Agent.
LEAVENWORTH, Kan., 406 Delaware St. GEO. E. ROE, Division Freight Agent.
LONG BEACH, Cal., 220 W. Ocean Blvd. N. E. MAIN, Div. Frt. and Pass'r Agent.
 Phone 629-86. J. R. RAMSEY, City Pass'r Agt.
 B. W. SUMMERS, Passenger Agent.

LOS ANGELES, Cal., 221 S. Broadway.. GEO. T. GUNNIP, Div. Pass'r Agent.
 Phone Broadway 8500. C. M. WINDERS, City Ticket Agent.
 G. A. HOPPE, Jr., Traveling Pass'r Agent.
 THOS. W. MOSES, Passenger Agent.
 R. C. HORNER, Passenger Agt.
 FRANK T. RICE, Passenger Agent.
 R. E. WHITE, Passenger Agent.
 M. MENDELSSOHN, Depot Pass'r Agt.
MEXICO CITY, Mex...... W. S. CHAMBERS, Division Frt. Agt.
 W. S. FARNSWORTH, General Agent.
 W. H. HARLOW, Traveling Pass'r Agent.
 J. A. ELMSLIE, General Agent.
 R. C. RAYBOURNE, City Pass'r Agt.
 L. H. McCLOURE, Trav. Pass'r Agent.
 E. L. JANSEN, General Agent.
 F. R. CONNELL, Passenger Agent.
 S. B. WILCOX, Traveling Pass'r Agt.
 THOS. CLOHESSY, Trav. Pass'r Agent.
 H. T. BORNEFELD, General Agent.
 A. A. BOYLE, City Freight & Pass'r Agent.
 T. P. CHAMBERS, Division Frt. Agt.
 C. H. MOREHOUSE, General Agent.
 R. P. BIRD, East. Frt. Agt. (G. C. & S. F.)
 E. F. BURNETT, District Passenger Agt.
 G. DORENTE, Traveling Passenger Agt.
 C. E. EATON, City Passenger Agent.
 ROBERT MILLS, City Passenger Agent.
 E. E. HASSIG, City Passenger Agent.
 T. A. RIGDON, Division Pass'r Agent.
 O. A. KELLY, City Passenger Agent.
 S. E. PORTER, Trav. Pass'r Agt.
 W. J. SHATTUCK, Division Freight Agent.
 P. W. DOANE, Agent.
OAKLAND, CAL., 434-13th St. M. SULLIVAN, Passenger Agent.
 Phone Oakland 167. GLENN EDDIE, Division Pass'r Agt.
 W. A. MCKINLEY, City Passenger Agent.
 H. C. GALLUP, Trav. Pass'r Agent.
 G. W. SMITH, Division Freight Agent.
 GUY BARKER, Passenger Agent.
PALO ALTO, CAL., 219 University Ave. W. R. FLYNN, Agent.
 Phone Palo Alto 266. CHAS. COBB, Passenger Agent.
PASADENA, Cal., Santa Fe Station..... J. P. COSAN, Passenger Agent.
 Phone Wakefield 5678. O. H. THOMAS, General Agent.
PEORIA, Ill., 211 Jefferson Bldg. W. A. CONDON, Trav. Pass'r Agent.
 Phone 8344. R. C. SMITH, General Agent.
PHILADELPHIA, Pa...... G. C. DILLARD, District Passenger Agt.
 601-602 Finance Bldg., South Penn Square, J. A. MALONEY, Traveling Pass'r Agt.
 Phone Rittenhouse 1464-5. H. N. ECCLESTON, City Pass'r Agent.
PHOENIX, Ariz., 102 No. Central Ave. G. W. BROWN, Div. Frt. and Pass. Agt.
 Phone 4314. F. A. KIRKWOOD, City Ticket Agent.
PITTSBURGH, Pa...... T. H. MURRAY, Trav. Frt. & Pass. Agt.
 208 Park Bldg. R. L'HOUMMEU, Trav. Frt. & Pass. Agent.
 Phones Atlantic 2937 and 2938. J. W. MUNSSELL, General Agent.
 C. H. BEACH, District Passenger Agent.
 L. A. BOEGGEMAN, City Pass. Agent.
 K. V. HENDERSON, Traveling Pass'r Agt.
POMONA, CAL., 261 So. Thomas St. J. C. HAMILTON, Traveling Pass'r Agent.
PORTLAND, Ore., 508 Spalding Bldg. R. C. SEWERT, Passenger Agent.
 Phone Broadway 7274. H. H. FRANCISCO, General Agent.
PUEBLO, Colo., 401 No. Union Ave. GEO. H. NEASE, Trav. Frt. & Pass. Agt.
 Phones 223 and 73. F. D. GAHAGAN, Division Freight Agent.
REDONDO BEACH, Cal., Santa Fe Depot C. H. PALMER, Agent. (Phone 13)
RIVERSIDE, Cal., Mission Inn. J. H. BAUMAN, Agent. (Phone 540)
 Phone Main 1094. C. G. GRIZZLE, City Ticket Agent.
SACRAMENTO, Cal., 1006 K Street..... T. H. WARRINGTON, General Agent.
 Phone Main 1094. ROBT. S. HIRSCH, Trav. Pass'r Agent.
ST. JOSEPH, Mo., 114 So. Fifth St. E. J. PIATT, Trav. Frt. & Pass. Agt.
 Phones 6-0110 and 6-0111. R. M. BACHELLER, Div. Frt. and Pass. Agt.
ST. LOUIS, Mo., 296 Arcade Bldg. S. A. TOOEY, Trav. Pass'r Agent.
 Phone: Garfield 4021-4022. CHARLES H. ROEHL, City Pass'r Agent.
SALT LAKE CITY, Utah, 508 Cliff Bldg. J. C. BARTELLE, General Agent.
 Phone Wasatch 2740. E. H. DALLAS, District Passenger Agt.
SAN ANTONIO, Tex., Phone Crockett 8720. W. B. OWEN, City Passenger Agent.
 317 City National Bank Bldg. GEO. R. BAINTER, Traveling Pass'r Agt.
SAN BERNARDINO, Cal., Santa Fe Sta. J. J. DEVEREUX, General Agent.
 Phone 2111. C. T. BURRIS, Trav. Frt. & Pass. Agt.
 U. S. Grant Hotel Block. T. C. BUTLER, City Frt. & Pass. Agt.
 Phone Main 6009. C. H. WAGNER, General Agent.
SAN FRANCISCO, Cal...... H. Y. WILLIAMS, District Pass'r Agent.
 Santa Fe Building, 601 Market St. L. R. EVERETT, Div. Frt. & Pass. Agent.
 Phone Sutter 7600. PAUL P. BRANCH, Trav. Pass. Agent.
 B. L. HOLMES, Depot Agent.
SAN DIEGO, Cal...... S. C. PAYSON, Div. Frt. and Pass. Agt.
 U. S. Grant Hotel Block. W. B. BAILEY, City Passenger Agent.
 Phone Main 6009. F. E. BRYANT, City Passenger Agent.
 F. L. HOPE, Trav. Frt. and Pass. Agt.
 F. HERKELRATH, Depot Agent.
SAN FRANCISCO, Cal...... R. D. JOHNSON, Division Passenger Agt.
 Santa Fe Building, 601 Market St. M. A. PODLECH, Special Passenger Agt.
 Phone Sutter 7600. GEO. E. STAININGER, City Ticket Agt.
 Market St. Ferry. CHAS. H. DUFFY, City Passenger Agt.
SAN JOSE, Cal., 15 E. Santa Clara St. J. DONOVAN, City Passenger Agent.
 Phone San Jose 1630. N. W. HALL, Division Freight Agent.
 F. W. SHEA, Depot Ticket Agent.
 L. McPHEURIDGE, General Agent.
 E. W. ZAMZOW, Trav. Pass. Agent.

Concluded on pages 5 and 6

SANTA FE TRAFFIC

SAN PEDRO, Cal., 121-7th St. B. J. LAWRENCE, Passenger Agent.
SANTA ANA, Cal., Phone 178..... C. D. LINDSAY, Traveling Passenger Agent.
SANTA BARBARA, Cal., 915 State St. N. A. BLACK, General Agent.
 Phone 1066. R. C. LANDERS, Trav. Frt. & Pass. Agt.
SANTA ROSA, Cal., 516 Fourth St. B. F. McDANIEL, General Agent.
SEATTLE, WASH., L. C. Smith Bldg. H. C. VINCENT, Trav. Frt. & Pass. Agt.
STOCKTON, Cal., 1st Nat'l Bank Bldg. F. A. BELL, Div. Frt. & Pass. Agt.
 E. H. LAMBORN, Trav. Pass. Agt.
TEMPLE, Tex...... J. S. PURDY, Division Freight Agent.
TOPEKA, Kan., A. T. & S. F. GEO. C. CHAMBERS, Div'n Pass'r Agt.
 General Office Bldg. T. L. KING, City Passenger Agent.
 Phone 3541. W. H. TURNER, Division Freight Agent.

AGENCIES—Concluded

TRINIDAD, Colo...... F. M. WILLIAMS, Div. Frt. & Pass. Agt.
TULSA, Okla., Atlas Life Bldg. J. S. ROLLMAN, City Passenger Agent.
 JOHN D. BUGH, Passenger Agent.
 417 So. Boston Ave. E. C. KITCHING, Division Freight Agt.
WACO, Tex., 507 First State Bank Bldg. C. H. CARRINGER, Div. Frt. & Pass. Agt.
 Phone 2500. W. T. DURHAM, City Passenger Agent.
WHITTIER, Cal., 125 North Greenleaf St. GEO. F. WINANS, Passenger Agent.
WICHITA, Kan., Room 103, Union Sta. L. B. SMITH, Div. Pass. Agt.
 St. Francis and Williams Ave. G. R. PIPER, Division Freight Agent.
 (Wellington, Kan. territory).—R. E. TORRINGTON, Div. Frt. Agent.

At your service

Freight Department

Heavy rail, treated ties and rock ballasted roadbed enable the Santa Fe to move cars over its lines with comparative freedom from the jolt and jar so destructive to shipments.

The interest taken by the Santa Fe's train and yard crews in the welfare of the company's customers insures freight traffic against rough usage in transit.

Patrons who desire advice about the best method of preparing shipments for transportation will find station agents ready to give them reliable information upon request.

Our Freight depots are commodious and convenient, and the station help is competent and courteous.

The Santa Fe's modern freight cars of steel underframe construction, equipped with air brake and automatic coupler, spells safety for consignments entrusted to the company's care.

Through package and carload Red Ball service from Chicago, St. Louis, and Kansas City, Mo., to principal points in the South and West—"Santa Fe all the Way."

Emigrant Movable are given special attention.

Are You a Shipper? Listen. Freight in proper containers, and legibly marked, is half-way to its destination. Did it ever occur to you to take a look every now and then through your Shipping Department to see how your people are boxing, crating, barreling, sacking or baling your goods for transportation, to satisfy yourself that they are giving the necessary protection to the property you are shipping out to your customers and to see that your shipments are properly marked, with old marks erased and the bills of lading carefully and legibly made? If not, try it—you will find it interesting.

Many shippers have thanked us for bringing to their attention instances of bad packing, use of inferior containers, illegible marking and poorly written bills of lading, of which they were not cognizant.

Prospective settlers and others can get full information as to rates, service, etc., by addressing,

- F. B. HOUGHTON, Freight Traffic Manager, Chicago.
- PAUL P. HASTINGS, General Freight Agent, San Francisco.
- R. G. MERRICK, General Freight Agent, Topeka.
- H. P. ANEWALT, General Freight Agent, Los Angeles.

Live Stock Department

If you cattlemen who do not use our line would consult us on your shipping problems, doubtless we could save you money. We will gladly advise you about service, rates, quarantine regulations, pastures, etc., and keep you in touch with your shipment while it moves. Our feeding facilities, equipment and service are second to none.

- W. T. TRELAVERN, General Live Stock Agent, A. T. & S. F. Ry. System, Kansas City, Mo.
- R. E. BUCHANAN, General Live Stock Agent, G. C. & S. F. Ry., Fort Worth, Tex.

Colonization Department

A new location, somewhere in the Great Southwest or in California—does that interest you?

If so, the Colonization Department of the Santa Fe Railway is prepared to furnish dependable information with reference to land values, the class of crops that can be grown most successfully, community development, and a general survey of the country, so that a good idea may be obtained of the opportunities that each region affords.

We have folders, carefully prepared, stating the plain facts with all exaggeration left out. They contain information that will interest the man who wants to farm on a very extensive scale, or who wishes to confine his operations entirely to live stock; also the man who wants to farm ten or twenty acres in an irrigated section, close to some highly developed community, such as may be found, for example, in the San Joaquin Valley of central California,—where you can farm all the year, where there is no storing of costly fodder for months of snow and ice.

These land folders are illustrated. They describe Kansas, Oklahoma, Texas, New Mexico, Arizona and California. They tell about all kinds of farming. If interested, please indicate your preference, and address.

C. L. SEAGRAVES, General Colonization Agent, A. T. & S. F. Ry.
 927 Railway Exchange, Chicago, Illinois.

Industrial Department

Mr. Manufacturer: Are you seeking raw materials, cheap fuel, pleasant surroundings for your employes?

Mr. Distributor: Cannot a new branch house, strategically located, better serve your trade and save transportation charges?

Our men are familiar with conditions throughout the twelve great states reached by the SANTA FE and will give you reliable information concerning any portion of this vast territory.

- M. C. BURTON, General Industrial Agent, A. T. & S. F. Ry. Co., Topeka, Kan.
- L. J. HANEY, Industrial Agent, A. T. & S. F. Ry. Coast Lines, San Francisco, Cal.
- T. F. CONWAY, Industrial Agent, A. T. & S. F. Ry. Coast Lines, Los Angeles, Cal.
- T. E. BRAZELTON, Industrial Agent, G. C. & S. F. Ry., Galveston, Tex.

Agricultural Development Department

The Santa Fe Railway is cooperating with the United States Department of Agriculture, State Agricultural Colleges, State Boards of Agriculture and County Farm Agents in helping to develop the Agricultural resources of the territory served by its lines. The Santa Fe wants every farmer along its rails to be a success, and one of the purposes of this department is to assist settlers in getting started in the right direction. Inquiries about farming districts in Santa Fe territory answered promptly. Read our paper, The Earth. Six months free to homeseekers. Write for it.

- J. F. JARRELL, Manager, Topeka, Kan.
- CHAS. W. LANE, Assistant Manager, Topeka, Kansas.
- J. D. TINSLEY, General Agricultural Agent, Amarillo, Texas.
- L. F. DINAN, Agricultural Agent, Galveston, Texas

Refrigerator Department

The Santa Fe Railway operates its own refrigerator cars for perishable freight, carload and less than carload.

The Santa Fe Refrigerator Department gives efficient supervision to perishable protective service from origin to destination.

Route your freight Santa Fe.

G. H. NELSON, Manager, 1104 Railway Exchange, CHICAGO, ILL.

Index to Stations on the Santa Fe

Stations marked * are located on the line indicated by the table numbers, but are not shown in the table in the folder. Ask agent for schedule.

Table of station indices for the Santa Fe line, including locations like Abajo, N.M., Abilene, Kan., Abilene, Colo., and others, with corresponding table numbers.

Index to Stations on the Santa Fe—Continued.

Stations marked * are located on the line indicated by the table numbers, but are not shown in the table in the folder. Ask agent for schedule.

Continuation of the station index table, including locations like Abilene, Kan., Abilene, Colo., and others, with corresponding table numbers.



(E) Chicago, Kansas City and Phoenix

WEST—Via La Junta and Ash Fork										EAST—Via Ash Fork and La Junta											
Mile	STATIONS	3 Daily	California Limited By Days	9 Daily	The Navajo By Days	Mile	STATIONS	10 Daily	The Scout By Days	22 Daily	The Missionary By Days	4 Daily	California Limited By Days	Mile	STATIONS	8-22 Daily	Santa Fe Eight By Days	Mile	STATIONS	8-22 Daily	Santa Fe Eight By Days
0	Lv Chicago	8:00 PM	Su Mo Tu We Th Fr Sa	9:45 AM	Su Mo Tu We Th Fr Sa	0	Lv Phoenix	6:10 PM	Su Mo	8:55 AM	Su Mo Tu	6:10 PM	Su Mo Tu We Th Fr Sa	0	Lv San Francisco	9:00 AM	Mon. Tues. Wed. Thu. Fri. Sat. Sun.	0	Lv San Francisco	9:00 AM	Mon. Tues. Wed. Thu. Fri. Sat. Sun.

EQUIPMENT
 No. 3-Chicago to Phoenix. (The California Limited) Daily. (Valet, Maid and Barber service).
 Sleeping Car... Chicago to Ash Fork (for Los Angeles).
 Chicago to Ash Fork—10 Sec., 2 D. R.—(for Los Angeles).
 Chicago to Ash Fork (via Grand Canyon). 10 Sec., Comp., D. R. (for Los Angeles).
 Chicago to Ash Fork—10 Sec., Comp., D. R. (for San Diego).
 Chicago to Ash Fork—7 D. R. (for Los Angeles).
 Chicago to Ash Fork—3 Comp., 3 D. R. (for Los Angeles).
 Chgo. to Ash Fork—6 Comp., 2 D. R. Obs. (on 1st lim.)
 Chicago to Ash Fork—10 Sec., Obs.—(for Los Angeles) (on 2nd lim.)
 Chicago to Kansas City—12 Sec., D. R. (Gallup to Phoenix—12 Sec., D. R. (from Ash Fork on No. 43).
 Chgo. to Phoenix—10 Sec., Comp., D. R. (from Ash Fork on No. 43).
 Phoenix to Los Angeles—12 Sec., D. R. (on connecting train).
 Denver to Ash Fork—10 Sec., Comp., D. R. (via No. 23 to La Junta; for Los Angeles).
 St. Louis to Ash Fork—10 Sec., Comp., D. R. (for Los Angeles).
 Minneapolis to Ash Fork—10 Sec., Comp., D. R. (on C. G. W. R. R. Nos. 8-3 via Kansas City following day, for Los Angeles; no regular service after February 14).
 Dining Car... Serves all meals, Chicago to Ash Fork; it is open one hour before and one hour after leaving Chicago, for a la carte dinner. Fred Harvey service.

EQUIPMENT
 No. 9-Chicago to Phoenix. (The Navajo) Daily. (Valet, Maid and Barber service).
 Sleeping Car... Chicago to Ash Fork (for Los Angeles).
 Chicago to Ash Fork—10 Sec., Comp., D. R. (for Los Angeles).
 Chicago to Ash Fork—10 Sec., Comp., D. R. (for San Diego).
 Chicago to Ash Fork—7 D. R. (for Los Angeles).
 Chicago to Ash Fork—3 Comp., 3 D. R. (for Los Angeles).
 Chgo. to Ash Fork—6 Comp., 2 D. R. Obs. (on 1st lim.)
 Chicago to Ash Fork—10 Sec., Obs.—(for Los Angeles) (on 2nd lim.)
 Chicago to Kansas City—12 Sec., D. R. (Gallup to Phoenix—12 Sec., D. R. (from Ash Fork on No. 43).
 Chgo. to Phoenix—10 Sec., Comp., D. R. (from Ash Fork on No. 43).
 Phoenix to Los Angeles—12 Sec., D. R. (on connecting train).
 Denver to Ash Fork—10 Sec., Comp., D. R. (via No. 23 to La Junta; for Los Angeles).
 St. Louis to Ash Fork—10 Sec., Comp., D. R. (for Los Angeles).
 Minneapolis to Ash Fork—10 Sec., Comp., D. R. (on C. G. W. R. R. Nos. 8-3 via Kansas City following day, for Los Angeles; no regular service after February 14).
 Dining Car... Serves all meals, Chicago to Ash Fork; it is open one hour before and one hour after leaving Chicago, for a la carte dinner. Fred Harvey service.

EQUIPMENT
 No. 10-Phoenix to Chicago. (The Scout) Daily.
 Sleeping Car... Phoenix to Gallup—12 Sec., D. R. (on No. 42 to Ash Fork).
 Ash Fork to Chicago—12 Sec., D. R. (from Los Angeles).
 Tourist Sleeper... Ash Fork to Chicago (from San Diego and San Francisco on No. 2 from Barstow).
 Dining Car... Chillilcothe to Chicago. Chair Car... Ash Fork to Chicago. Coaches.
 For additional equipment No. 10, see Table C, page 20.

EQUIPMENT
 No. 22-Phoenix to Chicago. (The Missionary) Daily.
 Sleeping Car... Ash Fork to Chicago—12 Sec., D. R. (from Los Angeles).
 Cafe-obs. Car... Phoenix to Ash Fork.
 Tourist Sleeper... Ash Fork to Chicago (from Los Angeles).
 No. 4-Phoenix to Chicago. (The California Limited) Daily. (Valet, Maid and Barber service).
 Club Car... Ash Fork to Chicago (from Los Angeles).
 Sleeping Car... Ash Fork to Chicago—3 Comp., 2 D. R., Obs. (from Los Angeles on 2nd limited).
 Ash Fork to Chicago—10 Sec., Obs. (from Los Ang. on 1st limited).
 Ash Fork to Chicago (via Grand Canyon)—10 Sec., Comp., D. R. (from Los Angeles).
 Ash Fork to La Junta—10 Sec., Comp., D. R. (from Los Angeles; for Denver).
 Phoenix to Chgo.—10 Sec., Comp., D. R. (on No. 42 to Ash Fork).
 Ash Fork to Chicago—10 Sec., Comp., D. R. (from San Diego).
 Ash Fork to Chicago—6 Comp., 3 D. R. (from Los Angeles).
 Ash Fork to Chicago—7 D. R. (from Los Angeles).
 Ash Fork to Chicago—10 Sec., 2 D. R. (from Los Angeles).
 Ash Fork to St. Louis—10 Sec., Comp., D. R. (from Los Angeles).
 Ash Fork to Tuesday, beginning March 3) to Minneapolis—10 Sec., Comp., D. R. (from Los Angeles).
 Dining Car... Serves all meals, Ash Fork to Chicago.

(F) Phoenix, Prescott and California

Read down WEST (Via Parker and Cadiz)					EAST Read up				
Mile	STATIONS	Example Daily Serv.	Example Daily Serv.	Mile	STATIONS	Example Daily Serv.	Example Daily Serv.		
17-9	Phoenix	Monday	Monday	2-18	Phoenix	Monday	Monday		



(G) California, Kansas City and Chicago

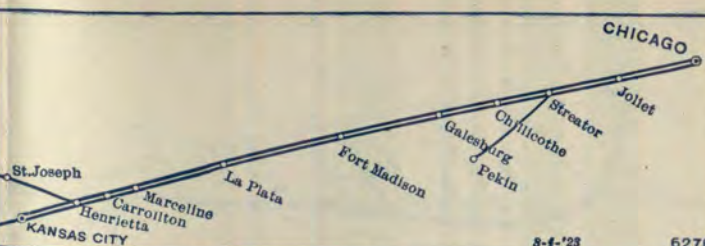
Mile	STATIONS	8-22 Daily	Santa Fe Eight By Days
0	Lv San Francisco	9:00 AM	Mon. Tues. Wed. Thu. Fri. Sat. Sun.

EQUIPMENT
 No. 8-Los Angeles to Kansas City. 22-Kansas City to Chicago. Daily. (Santa Fe Eight)
 Sleeping Car... Los Angeles to Kansas City—12 Sec., D. R. Kansas City to Chicago—12 Sec., D. R. (from Los Angeles on No. 22).
 Kansas City to Chicago—10 Sec., Obs.
 Tourist Sleeper... Los Angeles to Kansas City. Los Angeles to La Junta (for Denver.) Kansas City to Chicago (from Los Angeles on No. 22).
 Los Angeles (Tu., Th. and Su., beginning March 2) to Minneapolis (via Kansas City on C. G. W. R. R. Nos. 2-1).
 Obs.-Parlor Car... Williams to Grand Canyon; Grand Canyon to Williams.
 Dining Car... Kansas City to Chicago.
 Chair Car... San Francisco to Barstow. Los Angeles to Kansas City. Kansas City to Chicago. Coaches.

EQUIPMENT
 No. 17-Phoenix to Los Angeles, 9-Barstow to San Francisco. Daily. (The Phoenix)
 Sleeping Car... Phoenix to Los Angeles—12 Sec., D. R. Barstow to San Francisco—12 Sec., D. R. (from Chicago on No. 9 to Needles, then No. 1 to Barstow).
 Ludlow (Tue., Fri. and Sun.) to Los Angeles—12 Sec., D. R. (from Beatty, day before, via T. & T. R. R.)
 Tourist Sleeper... Barstow to San Francisco (from Needles on No. 1).
 Ripley (Tue., Thur. and Sat.) to Los Angeles (via Rice).
 Obs.-Parlor Car... Los Angeles to San Diego (on connecting train).
 Dining Car... Phoenix to Salome.
 Cafe-obs. Car... Bakersfield to Fresno (for Ferry Point on No. 5).
 Chair Car... Phoenix to Los Angeles. Barstow to San Francisco. Coaches.
 No. 2-San Francisco to Barstow, 18-Los Angeles to Phoenix. Daily. (The Phoenix)
 Sleeping Car... Los Angeles to Phoenix—12 Sec., D. R. Los Ang. to (Tu., Thu. and Sat.) Ludlow—12 Sec., D. R. (for Beatty).
 San Francisco to Barstow—12 Sec., D. R. (for Chicago on No. 2).
 San Francisco to Fresno and Bakersfield—12 Sec., D. R. Tourist Sleeper... San Francisco to Barstow (for Chicago on No. 10).
 Los Angeles (Mon., Wed. and Fri.) to Ripley (via Rice).
 Obs.-Parlor Car... San Diego to Los Angeles.
 Dining Car... Salome to Phoenix.
 Chair Car... Los Angeles to Phoenix; San Francisco to Barstow. Coaches.

(H) Chicago and Kansas City

Mile	STATIONS	No. 9	No. 5	No. 3	No. 21	No. 1	No. 15
0	Lv Chicago (Dearborn Sta.)	9:45 AM	6:00 PM	8:00 PM	10:30 PM	11:15 AM	2:30 AM



(H) Chicago and Kansas City

Mile	STATIONS	No. 9	No. 5	No. 3	No. 21	No. 1	No. 15
0	Lv Chicago (Dearborn Sta.)	9:45 AM	6:00 PM	8:00 PM	10:30 PM	11:15 AM	2:30 AM

EQUIPMENT
 No. 9-Daily. (The Navajo.)
 Sleeping Car... Chicago to Kansas City—10 Sec., Obs. Chgo. to K. C.—12 Sec., D. R.; Chgo. to K. C.—10 Sec. Comp., D. R.
 Dining Car... Chicago to Kansas City.
 Chair Car... Chicago to Kansas City. Coaches.
 No. 5-Daily. (Kansas Cityan).
 Sleeping Car... Chicago to Kansas City—10 Sec., Obs. Chgo. to K. C.—12 Sec., D. R. Chgo. to K. C.—10 Sec., Comp., D. R.
 Dining Car... Chicago to Streator; Marceline to Kansas City.
 Chair Car... Chicago to Kansas City. Coaches.
 No. 3-(California Limited) Daily.
 Sleeping Car... Chicago to Kansas City—10 Sec. Obs. (on 2nd Sec.)
 Chicago to Kansas City—3 Comp., 2 D. R., Obs. (on 1st section).
 Chgo. to K. C.—7 D. R., Chicago to Kan. City—6 Comp. 3 D. R.
 Chicago to Kansas City—10 Sec., Comp., D. R.
 Chgo. to Kan. Cy.—12 Sec., D. R. Chgo. to K. C.—10 Sec., 2 D. R.
 Chicago to Kansas City. (Valet, Maid and Barber service).
 Dining Car... Serves all meals; it is open one hour before and one hour after leaving Chicago, for a la carte dinner. (Fred Harvey service.)
 No. 21-Daily. (The Missionary)
 Sleeping Car... Chgo. to K. C.—12 Sec., D. R. Chgo. to K. C.—10 Sec., Comp., D. R.
 Tourist Sleeper... Chicago to Kansas City. Dining Car... Marceline to Kansas City.
 Chair Car... Chicago to Kansas City. Coaches.
 No. 1-Daily. (The Scout)
 Sleeping Car... Chgo. to K. C.—10 Sec., Comp., D. R. Chgo. to K. C.—12 Sec., D. R. Chicago to Kansas City—10 Sec., Obs.
 Tourist Sleeper... Chicago to Kansas City. Dining Car... Chicago to Marceline.
 Chair Car... Chicago to Kansas City. Coaches.
 No. 15-Daily. (Fast Mail). Coach... Chicago to Kansas City.

EQUIPMENT
 No. 22-Daily. (The Missionary)
 Sleeping Car... Kan. Cy. to Chgo.—10 Sec., Obs. Kan. Cy. to Chgo.—12 Sec., D. R.
 Tourist Sleeper... Kansas City to Chicago. Dining Car... Kansas City to Chicago.
 Chair Car... Kansas City to Chicago. Coaches.
 No. 14-Daily. (Chicagoan)
 Sleeping Car... Kansas City to Chicago—10 Sec., Obs. Kansas City to Chicago—10 Sec., Comp., D. R. Sec.—Section; D. R.—Drawing-room; Comp.—Compartment; Obs.—Observation.
 Dining Car... Kansas City to Marceline.
 Chair Car... Kansas City to Chicago. Coaches.
 No. 10-Daily. (The Scout)
 Sleeping Car... Kansas City to Chicago—12 Sec., D. R. Tourist Sleeper... Kansas City to Chicago.
 Dining Car... Chillicothe to Chicago. Chair Car, Kans. Cy. to Chgo.—Coaches.
 No. 6-Daily. (Chicago Express)
 Sleeping Car... Kansas City to Chicago—12 Sec., D. R. Kansas City to Chicago—10 Sec., Comp., D. R.
 Dining Car... Kansas City to Chicago. Chair Car, Kans. Cy. to Chgo. Coaches.
 No. 2-Daily. (The Navajo)
 Sleeping Car... Kansas City to Chicago—12 Sec., D. R. Kansas City to Chicago—10 Sec., Comp., D. R.
 Dining Car... Streator to Chicago. Chair Car, Kansas City to Chicago. Coaches.
 No. 4-(California Limited) Daily.
 Sleeping Car... Kansas City to Chicago—10 Sec., Obs. (on 1st Sec.)
 Kansas City to Chicago—3 Comp., 2 D. R., Obs. (on 2nd Sec.)
 Kan. City to Chgo.—7 D. R., Kan. City to Chgo.—6 Comp. 3 D. R.
 Kansas City to Chicago—10 Sec., Comp., D. R.
 Kansas City to Chicago—10 Sec., 2 D. R.
 Club Car... Kansas City to Chicago. (Valet, Maid and Barber service).
 Dining Car... Kansas City to Chicago. (Fred Harvey service.)



(I) Chicago, Kansas City, Kansas and Colorado

WEST		Colorado Express							
Mile	STATIONS	5 Daily	Sun.	Mon.	Tues.	Wed.	Thu.	Fri.	Sat.
0	Lv Chicago (Dearborn Station)	6:00PM	"	"	"	"	"	"	"
38	" Joliet	7:06PM	"	"	"	"	"	"	"
90	" Streator	8:36PM	"	"	"	"	"	"	"
130	" Chillicothe	9:56PM	"	"	"	"	"	"	"
178	" Galesburg	11:05PM	"	"	"	"	"	"	"
233	" Ft. Madison	12:33AM	Mon.	Tues.	Wed.	Thu.	Fri.	Sat.	Sun.
317	" La Plata	3:35AM	"	"	"	"	"	"	"
347	" Marcelline	4:20AM	"	"	"	"	"	"	"
386	" Carrollton	5:26AM	"	"	"	"	"	"	"
411	" Henrietta	6:05AM	"	"	"	"	"	"	"
451	Ar Kansas City (Union Station)	7:45AM	"	"	"	"	"	"	"
451	Lv Kansas City (Union Station)	9:45AM	"	"	"	"	"	"	"
491	" Lawrence	10:55AM	"	"	"	"	"	"	"
517	" Topeka	11:40AM	"	"	"	"	"	"	"
521	" Osage City	12:40PM	"	"	"	"	"	"	"
578	" Emporia	2:00PM	"	"	"	"	"	"	"
582	" Strong City	2:30PM	"	"	"	"	"	"	"
608	" Florence	3:10 PM	"	"	"	"	"	"	"
636	" Newton	4:55PM	"	"	"	"	"	"	"
636	" Burrton	6:22PM	"	"	"	"	"	"	"
669	" Hutchinson	6:15PM	"	"	"	"	"	"	"
710	" Ellinwood	7:25PM	"	"	"	"	"	"	"
721	" Great Bend	8:52PM	"	"	"	"	"	"	"
743	" Larned	8:23PM	"	"	"	"	"	"	"
768	" Kinsley	9:05PM	"	"	"	"	"	"	"
789	" Dodge City	9:20PM	"	"	"	"	"	"	"
808	" Cimarron	9:52PM	"	"	"	"	"	"	"
839	" Garden City	10:43PM	"	"	"	"	"	"	"
890	" Syracuse	12:15AM	Tues.	Wed.	Thu.	Fri.	Sat.	Sun.	Mon.
911	" Holly	12:5 AM	"	"	"	"	"	"	"
939	" Lamar	1:42AM	"	"	"	"	"	"	"
972	" Las Animas	2:40AM	"	"	"	"	"	"	"
991	Ar La Junta	3:15AM	"	"	"	"	"	"	"
1002	" Rocky Ford	3:55AM	"	"	"	"	"	"	"
1055	" Pueblo (Union Depot)	5:20AM	"	"	"	"	"	"	"
1102	" Colorado Springs	7:00AM	"	"	"	"	"	"	"
1125	" Palmer Lake	8:20AM	"	"	"	"	"	"	"
1176	" Denver (Union Depot)	10:00AM	"	"	"	"	"	"	"

Connecting Trains

	C. B. & Q.	C. & A.	Mo. Pac.	Wab.
Lv St. Louis	11:55 PM	11:55 PM	10:10 PM	10:30 PM
Ar Kansas City	7:35 AM	7:35 AM	7:05 AM	7:30 AM
Lv St. Joseph	7:45 AM	7:45 AM		
Ar Atchison	3:35 AM			
Ar Topeka	10:45 AM			

EQUIPMENT

No. 5—Chicago to Denver. Daily. (Colorado Express).
 Sleeping Car... Chicago to Kansas City—10 Sec., Obs.
 Chicago to Denver—12 Sec., D. R.
 Chicago to Newton—12 Sec., D. R. (for Galveston).
 Chicago to Kansas City—10 Sec., Comp., D. R.
 Newton to La Junta—12 Sec., D. R. (from Chicago on No. 21, for Los Angeles on Nos. 13-9).
 Newton to Denver—12 Sec. D. R. (from Cleburne on Nos. 6-16).
 Dining Car... Chicago to Streator; Marcelline to Kansas City.
 Chair Car... Chicago to Denver. Kan. City to Newton (for Galv.). Coaches.

Explanatory Note:
 Sec.—Section; D. R.—Drawing-room; Comp.—Compartment; Obs.—Observation.

HELP PREVENT FOREST FIRES

There is every out-of-doors reason for taking your family to California, Southern Arizona or South Texas—this winter and every travel-comfort reason for going Santa Fe "all the way," The Grand Canyon Line—

EAST		Chicago Express							
Mile	STATIONS	6 Daily	Sun.	Mon.	Tues.	Wed.	Thu.	Fri.	Sat.
0	Lv Denver (Union Depot)	7:40PM	"	"	"	"	"	"	"
51	" Palmer Lake ("D")	9:30PM	"	"	"	"	"	"	"
74	" Colorado Springs ("D")	10:15PM	"	"	"	"	"	"	"
121	" Pueblo (Union Depot)	11:40PM	"	"	"	"	"	"	"
17	" Rocky Ford	12:67AM	Mon.	Tues.	Wed.	Thu.	Fri.	Sat.	Sun.
138	" La Junta	1:25AM	"	"	"	"	"	"	"
204	" Las Animas	2:25AM	"	"	"	"	"	"	"
237	" Lamar	2:45AM	"	"	"	"	"	"	"
265	" Holly	3:30AM	"	"	"	"	"	"	"
286	" Syracuse	4:05AM	"	"	"	"	"	"	"
337	" Garden City	5:22AM	"	"	"	"	"	"	"
368	" Cimarron	6:17AM	"	"	"	"	"	"	"
377	Ar Dodge City	6:50AM	"	"	"	"	"	"	"
408	" Kinsley	8:15AM	"	"	"	"	"	"	"
433	" Larned	9:45AM	"	"	"	"	"	"	"
456	" Great Bend	10:20AM	"	"	"	"	"	"	"
466	" Ellinwood	10:39AM	"	"	"	"	"	"	"
507	" Hutchinson	11:56AM	"	"	"	"	"	"	"
521	" Burrton	12:23PM	"	"	"	"	"	"	"
540	" Newton	12:55PM	"	"	"	"	"	"	"
568	" Florence	2:16PM	"	"	"	"	"	"	"
594	" Strong City	2:52PM	"	"	"	"	"	"	"
598	" Emporia	3:22PM	"	"	"	"	"	"	"
625	" Osage City	4:08PM	"	"	"	"	"	"	"
659	" Topeka	5:00PM	"	"	"	"	"	"	"
685	" Lawrence	5:45PM	"	"	"	"	"	"	"
725	" Kansas City (Union Station)	7:00PM	"	"	"	"	"	"	"
725	Lv Kansas City (Union Station)	7:45PM	"	"	"	"	"	"	"
765	Ar Henrietta	9:00PM	"	"	"	"	"	"	"
790	" Carrollton	9:38PM	"	"	"	"	"	"	"
829	" Marcelline	10:35PM	"	"	"	"	"	"	"
889	" La Plata	11:34PM	"	"	"	"	"	"	"
913	" Ft. Madison	1:45AM	Tues.	Wed.	Thu.	Fri.	Sat.	Sun.	Mon.
998	" Galesburg	3:05AM	"	"	"	"	"	"	"
1046	" Chillicothe	4:10AM	"	"	"	"	"	"	"
1086	" Streator	5:20AM	"	"	"	"	"	"	"
1138	" Joliet	6:55AM	"	"	"	"	"	"	"
1176	" Chicago (Dearborn Station)	8:10AM	"	"	"	"	"	"	"

"D"—D. & R. G. W. Station

Connecting Trains

	C. B. & Q.	C. & A.	Mo. Pac.	Wab.
Lv Topeka	6:05 PM			
Ar Atchison	6:55 PM			
" St. Joseph	7:50 PM			
Lv Kansas City	11:55 PM	11:55 PM	9:30 PM	10:30 PM
Ar St. Louis	7:35 AM	7:35 AM	6:55 AM	7:00 AM

EQUIPMENT

No. 6—Denver to Chicago. Daily (Chicago Express).
 Sleeping Car... Denver to Newton—12 Sec., D. R. (for Cleburne on Nos. 15-5).
 Denver to Chicago—12 Sec., D. R.
 Kansas City to Chicago—12 Sec., D. R. (from Los Ang. on Nos. 22-14).
 Newton to Chicago—12 Sec., D. R. (from Galveston).
 Kans. City to Chgo.—10 Sec. Comp. D. R. (from Tulsa on No. 210).
 Kansas City to Chicago—10 Sec. Comp. D. R.
 Dining Car... Kansas City to Chicago.
 Chair Car... Denver to Chicago.
 Newton to Kansas City (from Galveston). Coaches.

Explanatory Note:
 Sec.—Section; D. R.—Drawing-room; Comp.—Compartment.



(J) Chicago, Kansas City, Kansas and Colorado

WEST.		Colorado Flyer							
Mile	STATIONS	9-11 Daily	Sun.	Mon.	Tues.	Wed.	Thu.	Fri.	Sat.
0	Lv Chicago (Dearborn Station)	9:45AM	"	"	"	"	"	"	"
90	" Streator	11:55AM	"	"	"	"	"	"	"
130	" Chillicothe	12:58PM	"	"	"	"	"	"	"
178	" Galesburg	2:05PM	"	"	"	"	"	"	"
233	" Ft. Madison	3:20PM	"	"	"	"	"	"	"
347	" Marcelline	4:23PM	"	"	"	"	"	"	"
386	" Carrollton	5:23PM	"	"	"	"	"	"	"
451	Ar Kansas City (Union Station)	9:15PM	"	"	"	"	"	"	"
451	Lv Kansas City (Union Station)	9:30PM	"	"	"	"	"	"	"
477	" Olathe	10:15PM	"	"	"	"	"	"	"
508	" Ottawa Jct.	11:01PM	"	"	"	"	"	"	"
578	" Emporia	12:25AM	Mon.	Tues.	Wed.	Thu.	Fri.	Sat.	Sun.
636	" Newton	2:40AM	"	"	"	"	"	"	"
669	" Hutchinson	3:30AM	"	"	"	"	"	"	"
739	" Dodge City	5:20AM	"	"	"	"	"	"	"
839	" Garden City	6:32AM	"	"	"	"	"	"	"
890	" Syracuse	9:05AM	"	"	"	"	"	"	"
991	Ar La Junta	11:30AM	"	"	"	"	"	"	"
1002	Ar Rocky Ford	12:10PM	"	"	"	"	"	"	"
1055	" Pueblo (Union Depot)	1:45PM	"	"	"	"	"	"	"
1102	" Colorado Springs	3:10PM	"	"	"	"	"	"	"
1125	" Palmer Lake	4:49PM	"	"	"	"	"	"	"
1176	" Denver (Union Depot)	5:45PM	"	"	"	"	"	"	"

Connecting Trains

	C. B. & Q.	C. & A.	Mo. Pac.	Wabash
Lv St. Louis	9:03 AM	9:03 AM	9:00 AM	9:03 AM
Ar Kansas City	5:28 PM	5:28 PM	5:20 PM	5:30 PM

EQUIPMENT

No. 9—Chicago to Kansas City, 11-Kansas City to Denver. Daily. (Colorado Flyer).
 Sleeping Car... Chicago to Kansas City—10 Sec., Comp., D. R. (for Los Angeles on No. 9).
 Chicago to Kansas City—12 Sec., D. R. (for San Francisco on No. 9).
 Chicago to Kansas City—12 Sec., D. R. (for Okla. City on No. 11).
 Chicago to Kansas City—10 Sec., Obs. (for Los Angeles on No. 9).
 Kansas City to Newton—12 Sec., D. R. (for the south).
 Kansas City to Denver—12 Sec., D. R.
 Newton to Denver—12 Sec., D. R. (from Houston on Nos. 18-12).
 Tourist-sleeper... La Junta to Denver (from Los Angeles on No. 8).
 Dining car... Chicago to Kansas City.
 Chair car... Chicago to Kansas City. Kansas City to Denver. Coaches.

WEST.

WEST.		The Missionary							
Mile	STATIONS	21-5 Daily	Sun.	Mon.	Tues.	Wed.	Thu.	Fri.	Sat.
0	Lv Chicago (Dearborn Station)	10:30PM	"	"	"	"	"	"	"
90	" Streator	12:40AM	"	"	"	"	"	"	"
130	" Chillicothe	1:41AM	"	"	"	"	"	"	"
178	" Galesburg	2:52AM	"	"	"	"	"	"	"
233	" Ft. Madison	4:10AM	"	"	"	"	"	"	"
347	" Marcelline	7:10AM	"	"	"	"	"	"	"
386	" Carrollton	8:20AM	"	"	"	"	"	"	"
451	Ar Kansas City (Union Station)	10:25AM	"	"	"	"	"	"	"
451	Lv Kansas City (Union Station)	10:45AM	"	"	"	"	"	"	"
491	" Lawrence	11:50AM	"	"	"	"	"	"	"
517	" Topeka	1:00PM	"	"	"	"	"	"	"
578	" Emporia	2:50PM	"	"	"	"	"	"	"
636	" Newton	4:55PM	"	"	"	"	"	"	"
655	" Burrton	5:22PM	"	"	"	"	"	"	"
669	" Hutchinson	6:15PM	"	"	"	"	"	"	"
739	" Dodge City	9:05PM	"	"	"	"	"	"	"
839	" Garden City	10:43PM	"	"	"	"	"	"	"
911	" Syracuse	12:15AM	Tues.	Wed.	Thu.	Fri.	Sat.	Sun.	Mon.
991	Ar La Junta	3:15AM	"	"	"	"	"	"	"
991	Lv La Junta	3:35AM	"	"	"	"	"	"	"
1002	Ar Rocky Ford	3:55AM	"	"	"	"	"	"	"
1055	" Pueblo (Union Depot)	5:20AM	"	"	"	"	"	"	"
1102	" Colorado Springs	7:00AM	"	"	"	"	"	"	"
1125	" Palmer Lake	8:20AM	"	"	"	"	"	"	"
1176	" Denver (Union Depot)	10:00AM	"	"	"	"	"	"	"

Connecting Trains

	C. B. & Q.	C. & A.	Mo. Pac.	Wabash
Lv St. Louis	11:55 PM	11:55 PM	10:10 PM	10:30 PM
Ar Kansas City	7:35 AM	7:35 AM	7:05 AM	7:30 AM
Lv St. Joseph	7:45 AM			
Ar Atchison	3:35 AM			
Ar Topeka	10:45 AM			

EQUIPMENT

No. 21—Chicago to Newton, 5-Newton to Denver. Daily. (The Missionary).
 Sleeping Car... Chicago to Kansas City—10 Sec., Comp., D. R.
 Chicago to La Junta—12 Sec., D. R. (for Los Angeles on Nos. 13-9).
 Newton to Denver—12 Sec., D. R. (from Chicago on No. 5).
 Chicago to Newton—12 Sec., D. R. (for Los Angeles on No. 21).
 Chicago to Newton—12 Sec., D. R. (for Los Angeles, via Grand Canyon on No. 21).
 Chicago to Newton—12 Sec., D. R. (for San Francisco on No. 21).
 Newton to Denver—12 Sec., D. R. (from Cleburne on Nos. 6-16).
 Dining Car... Chicago to Newton (for Los Angeles and San Francisco).
 Chair Car... Chicago to Denver. Coaches.

Explanatory Note: Sec.—Section; D. R.—Drawing-room; Comp.—Compartment.

EAST.		Chicago Flyer							
Mile	STATIONS	12-22 Daily	Sun.	Mon.	Tues.	Wed.	Thu.	Fri.	Sat.
0	Lv Denver (Union D)	8:45AM	"	"	"	"	"	"	"
51	" Palmer Lake ("D")	10:33AM	"	"	"	"	"	"	"
74	" Colo. Spr'gs. ("D")	11:25AM	"	"	"	"	"	"	"
121	" Pueblo ("D")	1:05PM	"	"	"	"	"		



(K) Chicago, Kansas City, Utah and Pacific Coast

WEST—Via Ogden or Salt Lake City

Mile	STATIONS	9-11 Daily	Exam. Daily Serv.	5 Daily	Exam. Daily Serv.	21-5 Daily	Exam. Daily Serv.
0	<i>Santa Fe</i>						
0	Lv Chicago	9:45 AM	Sun.	6:00 PM	Sun.	10:30 PM	Sun.
451	" Kansas City	9:30	"	9:40	"	10:45	"
651	" Newton	2:40	Mon.	4:55	"	4:55	"
684	" Hutchinson	3:30	"	6:15	"	6:15	"
819	" Dodge City	6:20	"	9:20	"	9:20	"
1085	Ar Pueblo	1:45	"	5:20	Tues.	5:20	Tues.
1129	" Colorado Springs	3:10	"	7:00	"	7:00	"
1203	Ar Denver	6:45 PM	"	10:00	"	10:00	"

Connecting Trains

Mile	STATIONS	15 Daily	Exam. Daily Serv.	1 Daily	Exam. Daily Serv.	3 Daily	Exam. Daily Serv.
0	<i>D. & R. G. W.</i>						
75	Lv Denver	7:25 AM	Mon.	8:15	Tues.	4:00	Mon.
119	" Colorado Springs	9:57	"	11:00	"	6:50	"
215	" Pueblo	11:50	"	12:30	"	8:20	"
276	" Salida	4:01	Tues.	4:30	"	12:20	Tues.
370	" Leadville	6:34	"	6:15	"	"	"
450	" Glenwood	10:35	"	10:47	"	6:42	"
645	" Grand Junction	1:50	"	1:55	Wed.	10:05	"
701	" Colton		"	10:22	"	5:30	"
781	" Thistle		"	11:03	"	8:05	"
897	Ar Salt Lake City		"	12:30	"	9:50	"
927	Ogden		"	1:45	"	11:00	"

Union Pacific System

Mile	STATIONS	15 Daily	Exam. Daily Serv.	1 Daily	Exam. Daily Serv.	3 Daily	Exam. Daily Serv.
0	Lv Salt Lake City			12:45	Wed.	11:10	Tues.
36	" Ogden			2:10	"	12:20	Wed.
170	" Pocatello			6:25	"	5:00	"
278	" Shoshone			9:15	"	8:00	"
405	" Boise			1:27	Thu.	11:55	"
426	" Nampa			2:11	"	2:30	"
808	" Huntington			4:00	"	6:30	"
807	" La Grande			8:00	"	10:05	"
681	" Pendleton			11:20	"	4:15	Thu.
813	" The Dalles			3:30	"	7:15	"
897	Ar Portland			6:15	"	1:55	Fri.
1042	" Tacoma			4:50	"	3:25	"
1080	" Seattle			6:30	"		

So. Pac. R.R. (Pac. Time.)

Mile	STATIONS	15 Daily	Exam. Daily Serv.	1 Daily	Exam. Daily Serv.	3 Daily	Exam. Daily Serv.
0	Lv Ogden			1:20	Wed.	6:00	Wed.
120	" Montello			4:57	"	9:40	"
247	" Battle Mountain			8:35	"	1:25	"
806	" Hazen			2:57	"	7:47	"
494	" Reno			4:25	Thu.	9:55	"
574	" Truckee			5:40	"	11:15	"
693	Ar Sacramento			10:35	"	4:50	Thu.
751	" Port Costa			12:42	"	7:00	"
774	" Berkeley			1:31	"	7:41	"
716	" Oakland			1:46	"	7:51	"
782	" San Francisco			2:30	"	8:30	"

NOTE: For equipment of trains east of Denver, Colorado Springs and Pueblo see tables "I" and "J."

EQUIPMENT
 Sleeping Car... Denver to San Francisco—10 Sec., Comp., D. R. via D. & R. G. W. No. 1 and Western Pacific No. 1.
 Denver to Ogden—10 Sec., Obs. via D. & R. G. W. No. 1.
 Salt Lake City to San Francisco—10 Sec., Obs. via W. P. No. 1.
 Denver to San Fran.—12 Sec., D. R. via D. & R. G. W. No. 3 and So. Pac. No. 19, and via D. & R. G. W. No. 3, and W. P. No. 3.
 Denver to Salida, Leadville and Grand Junction—16 Sec., via D. & R. G. W. No. 15.
 Dining Car... On trains Nos. 1 and 3 between Denver and Salt Lake City. On W. P. Nos. 1 and 3.
 Explanatory Note: Sec.—Section; D. R.—Drawing-room; Comp.—Compartment; Obs.—Observation

EAST—Via Salt Lake City or Ogden

Mile	STATIONS	16 Daily	Exam. Daily Serv.	4 Daily	Exam. Daily Serv.	2 Daily	Exam. Daily Serv.
0	<i>Western Pac. R. R. (Pac. Time.)</i>						
0	Lv San Francisco			7:20 PM	Sun.	9:20 AM	Sun.
94	" Stockton			11:00	"	12:35	"
139	" Sacramento			12:50	Mon.	2:00	"
182	" Oroville			3:15	"	4:05	"
277	" Paxton			6:50	"	7:05	"
311	" Portola			9:30	"	9:20	"
498	" Gerlach			12:55	Mon.	12:55	"
532	" Winnemucca			4:35	"	3:45	"
665	" Elko			7:40	"	7:40	"
766	" Shafter			11:38	"	10:30	"
806	" Wendover			1:05	Tue.	11:45	"
897	" Burnmaster			3:58	"	1:59	"
927	Ar Salt Lake City			5:15	"	3:15	"

So. Pac. R.R. (Pac. Time.)

Mile	STATIONS	16 Daily	Exam. Daily Serv.	4 Daily	Exam. Daily Serv.	2 Daily	Exam. Daily Serv.
0	Lv San Francisco			9:00	Sun.	11:00	Sun.
6	" Oakland			9:52	"	11:38	"
8	" Berkeley			10:02	"	11:45	"
31	" Port Costa			10:45	"	12:25	"
59	" Sacramento			12:25	Mon.	2:35	"
308	" Truckee			8:35	"	8:10	"
243	Ar Reno			10:45	"	9:30	"
288	" Hazen			12:55	"	"	"
476	" Battle Mountain			6:52	"	"	"
535	" Carlin			9:05	"	5:25	Mon.
662	" Montello			1:15	Tue.	9:10	"
782	" Ogden			5:15	"	1:05	"

Union Pacific System

Mile	STATIONS	16 Daily	Exam. Daily Serv.	4 Daily	Exam. Daily Serv.	2 Daily	Exam. Daily Serv.
0	Lv Seattle			11:15	Sat.	4:30	Sat.
39	" Tacoma			12:40	Sun.	6:45	"
153	" Portland			3:35	"	10:45	"
267	" The Dalles			12:15	"	1:25	Sun.
397	" Pendleton			5:00	"	7:40	"
473	" La Grande			8:35	"	10:40	"
577	" Huntington			1:50	Mon.	3:45	"
654	" Nampa			4:10	"	6:20	"
808	" Boise			5:00	"	7:15	"
807	" Shoshone			8:15	"	11:35	"
813	" Pocatello			12:40	"	3:15	Mon.
897	Ar Ogden			1:40	"	7:05	"
1044	" Salt Lake City			6:10	"	8:15	"

D. & R. G. W.

Mile	STATIONS	12-22 Daily	Example Daily Service	6 Daily	Example Daily Service
0	Lv Denver	8:45 AM	Monday	7:40 PM	Wednesday
74	" Colorado Springs	11:25	"	10:15	"
113	" Pueblo	1:05	"	11:40	"
34	Ar Dodge City	8:20	"	6:50	Thursday
519	" Hutchinson	12:50	Tuesday	11:53	"
552	" Newton	1:45	"	12:55	"
752	" Kansas City	8:00	"	7:00	"
1203	Ar Chicago	8:15 PM	"	8:10 AM	Friday

NOTE: For equipment of trains east of Denver, Colorado Springs and Pueblo see tables "I" and "J."

EQUIPMENT
 Sleeping Car... San Francisco to Denver—10 Sec., Comp., D. R. via Western Pacific No. 2, and D. & R. G. W. No. 2.
 San Francisco to Salt Lake City—10 Sec., Obs. via W. P. No. 2.
 Ogden to Denver—10 Sec., Obs. via D. & R. G. W. No. 2.
 Grand Junction, Leadville and Salida to Denver—16 Sec., via D. & R. G. W. No. 16.
 Dining Car... On trains Nos. 2 and 4 between Salt Lake City and Denver. On W. P. Nos. 2 and 4.
 Explanatory Note: Sec.—Section; D. R.—Drawing-room; Comp.—Compartment; Obs.—Observation




(L) Colorado and California

WEST—Via Albuquerque

Mile	STATIONS	23-3 Cal. Lim. Daily	Exam. Daily Serv.	13-9 The Navajo Daily	Exam. Daily Serv.	Daily 609-25-9	Exam. Daily Serv.
0	Lv Denver (Union Depot) A.T. & S.F.	3:00 PM	Sun.	10:45 PM	Sun.	11:00 PM	Sun.
74	" Colo. Springs (D. & R. G. W. Sta.)	6:00	"	1:20	Mon.	1:40	Mon.
119	" Pueblo (Union Depot)	7:40	"	2:55	"	9:15	"
182	Ar La Junta	9:45	"	4:55	"	11:15	"
182	Lv La Junta	10:55	Sun.	5:20	Mon.	12:10	Mon.
264	" Trinidad	1:10	"	8:20	"	2:25	"
396	" Las Vegas	5:35	"	2:00	"	7:15	"
531	" Albuquerque	11:00	"	12:25	Tues.	12:25	Tues.
766	Ar Adamana	5:25	"	6:53	"	8:53	"
819	" Winslow	6:45	"	8:20	"	8:20	"
878	" Flagstaff	8:55	"	11:00	"	11:00	"
912	" Williams	10:05	"	12:10	"	12:10	"
976	Ar Grand Canyon	8:20	Tues.	6:30	Tues.	6:30	Tues.
976	Lv Grand Canyon	7:35	Mon.	9:15	"	9:15	"
935	Ar Ash Fork	11:10	Mon.	1:15	Tues.	1:15	Tues.
1281	" Barstow	8:30	Tues.	1:45	Wed.	1:45	Wed.
1362	" San Bernardino	11:20	"	5:00	"	5:00	"
1413	" Pasadena	3:30	"	6:51	"	6:51	"
1422	" Los Angeles	2:00	"	7:30	"	7:30	"
1548	" San Diego	6:00	"	12:50	"	12:50	"
1281	Lv Barstow	5:20	"	5:20	Wed.	5:20	Wed.
1421	Ar Bakersfield	10:10	"	10:10	"	10:10	"
1731	" Oakland	7:27	"	7:27	"	7:27	"
1740	" San Francisco	7:45	"	7:45	"	7:45	"

EAST—Via Albuquerque

Mile	STATIONS	4-24 Cal. Lim. Daily	Exam. Daily Serv.	22-25-604 The Missionary Daily	Exam. Daily Serv.	8-12 Santa Fe Eight Daily	Exam. Daily Serv.	9-6 The Scout Daily	Exam. Daily Serv.
0	Lv S. Francisco S'ta Fe	11:00 AM	Sun.	2:00 PM	Sun.			11:00 AM	Sun.
6	" Oakland	11:30	"	2:00	"			11:00	"
319	" Bakersfield	8:10	Mon.	11:15	"			8:30	Mon.
459	Ar Barstow	1:10	"	3:35	Mon.			1:10	"
0	Lv San Diego S'ta Fe	9:00	Mon.	6:30	Sun.	9:00	Mon.	9:00	Mon.
126	" Los Angeles	12:01	"	11:15	"	4:15	"	9:30	"
135	" Pasadena	12:51	"	11:45	"			10:00	"
186	" San Bernardino	2:00	"	1:15	Mon.	7:10	Mon.	11:35	"
267	" Barstow	4:35	"	4:00	"	10:00	Tues.	2:30	"
613	" Ash Fork	4:55	Tues.	4:15	"	10:05	Tues.	2:20	Tues.
700	Ar G. Canyon A.T. & S.F.	8:20	Tues.		"	6:30	Tues.	8:20	Tues.
700	Lv Grand Canyon	7:35	Mon.	9:15	Mon.	9:15	Tues.	7:35	Mon.
636	Lv Williams S'ta Fe	5:40	Tues.	5:28	Mon.	11:25	Tues.	3:50	Tues.
670	" Flagstaff	8:50	"	6:25	"	12:50	"	4:50	"
729	" Winslow	8:30	"	8:10	"	2:30	"	6:15	"
782	" Adamana	11:00	"	4:05	"	4:05	"		"
1018	" Albuquerque	5:50	"	7:50	Tues.	11:45	"	2:40	"
1150	Ar Las Vegas	10:25	"	12:50	"	4:20	Wed.	7:15	"
1284	" Trinidad	3:00	Wed.	6:20	"	9:05	"	12:18	Wed.
1366	" La Junta	5:15	"	9:20	"	11:50	"	2:45	"
1366	Lv La Junta S'ta Fe	5:45	Wed.	11:10	Tues.	12:10			



(O) New Orleans, Texas and California

WEST—Via Houston and Clovis **EAST—Via Clovis and Houston**

Miles	STATIONS	3-18-91-1 Daily	The Scout By Days	Miles	STATIONS	10-92-5-2 Daily	The Scout By Days
0	Lv New Orleans, Gulf Coast Lines	11:20 AM Sun.		0	Lv San Francisco, A. T. & S. F.	11:00 PM Sat.	
90	Baton Rouge	1:40 PM Mon.		8	Ar Ferry Point	11:37 PM Sat.	
148	Opelousas	3:55 PM Tue.		0	Lv Oakland, A. T. & S. F.	11:00 PM Sat.	
219	Beaumont	7:25 PM Wed.		85	Stockton	2:00 AM Sun.	
367	Ar Houston	9:55 PM Thu.		208	Fresno	5:10 AM Mon.	
367	Lv Houston, G. C. & S. F.	10:10 PM Thu.		319	Bakersfield	8:30 AM Tue.	
387	Rosenberg	11:10 PM Fri.		459	Ar Barstow	1:10 PM Sat.	
416	Sealy	11:48 PM Fri.		0	Lv San Diego, A. T. & S. F.	2:01 AM Sun.	
463	Somerville	1:12 AM Mon.	Tues.	126	Los Angeles	8:45 AM Sun.	
496	Milano	2:20 AM Mon.	Tues.	187	Riverside	10:25 AM Sun.	
510	Temple	3:45 AM Mon.	Tues.	197	San Bernardino	10:55 AM Sun.	
684	Lometa	6:43 AM Tue.		279	Barstow	1:45 PM Mon.	
674	Brownwood	8:55 AM Tue.		448	Needles	8:30 PM Mon.	
704	Coleman	9:55 AM Tue.		625	Ash Fork	1:45 PM Mon.	
788	Ar Sweetwater	12:30 PM Wed.		648	Ar Williams	3:02 AM Mon.	
828	Lv Snyder, P. & S. F.	1:54 PM Wed.		712	Ar Grand Canyon, A. T. & S. F.	8:20 AM Mon.	
871	Post	3:16 PM Wed.		712	Lv Grand Canyon	7:35 PM Mon.	
895	Slaton	4:10 PM Wed.		648	Lv Williams, A. T. & S. F.	3:12 AM Mon.	Tues.
910	Lubbock	4:40 PM Wed.		682	Ar Flagstaff	4:12 AM Mon.	
1009	Ar Clovis (C.T.), A. T. & S. F.	7:55 PM Thu.		741	Ar Winslow	5:30 AM Mon.	
1069	Lv Clovis (Mt. Time)	9:15 PM Thu.		869	Gallup	8:50 AM Mon.	
1139	Ar Ft. Sumner	10:41 PM Thu.		1013	Belen	1:20 PM Tue.	
1207	Vaughn	2:50 AM Tues.	Wed.	1054	Mountainair	3:20 PM Tue.	
1248	Belen	4:10 AM Tues.	Wed.	1122	Vaughn	5:25 PM Tue.	
1392	Gallup	8:40 AM Tues.	Wed.	1192	Ft. Sumner	7:40 PM Tue.	
1520	Winslow	12:45 PM Wed.		1251	Clovis (Mt. Time)	9:15 PM Tue.	
1579	Flagstaff	2:45 PM Wed.		1252	Lv Clovis (Cent. Time)	10:35 PM Tue.	
1618	Ar Williams	3:45 PM Wed.		1351	Ar Lubbock, P. & S. F.	1:20 AM Tues.	Wed.
1677	Ar Grand Canyon, A. T. & S. F.	6:30 PM Wed.		1566	Slaton	1:50 AM Tues.	Wed.
1677	Lv Grand Canyon	9:15 AM Wed.		1590	Post	2:41 AM Tues.	Wed.
1618	Lv Williams, A. T. & S. F.	3:45 PM Tues.	Wed.	1483	Snyder	3:57 AM Tues.	Wed.
1636	Ash Fork	4:40 PM Tues.	Wed.	1478	Sweetwater	5:05 AM Tues.	Wed.
1813	Needles	9:30 PM Tues.	Wed.	1557	Coleman, G. C. & S. F.	7:45 AM Tues.	Wed.
1932	Ar Barstow	9:50 PM Tues.	Wed.	1587	Brownwood	8:45 AM Tues.	Wed.
2063	San Bernardino	2:55 AM Wed.	Thu.	1645	Lometa	10:58 AM Tues.	Wed.
2123	Los Angeles	8:30 AM Wed.	Thu.	1721	Temple	1:00 PM Tues.	Wed.
2250	San Diego	12:50 PM Wed.	Thu.	1765	Milano	3:45 PM Tues.	Wed.
1982	Lv Barstow, A. T. & S. F.	5:20 AM Wed.	Thu.	1798	Somerville	4:45 PM Tues.	Wed.
2122	Ar Bakersfield	10:10 AM Wed.	Thu.	1845	Sealy	6:25 PM Tues.	Wed.
2233	Ar Fresno	1:02 PM Wed.	Thu.	1874	Rosenberg	7:18 PM Tues.	Wed.
2356	Stockton	4:19 PM Wed.	Thu.	1894	Houston	8:25 PM Tues.	Wed.
2435	Oakland	7:27 PM Wed.	Thu.	1947	Galveston	10:35 PM Tues.	Wed.
2438	Lv Ferry Point, A. T. & S. F.	7:00 PM Wed.	Thu.	1994	Lv Houston, Gulf Coast Lines	9:00 PM Tues.	Wed.
2441	Ar San Francisco	7:45 PM Wed.	Thu.	2118	Ar Beaumont	11:25 PM Tues.	Wed.
				2171	Opelousas	2:53 AM Wed.	Thu.
				2261	Ar Baton Rouge	5:20 AM Wed.	Thu.
					Ar New Orleans	7:40 AM Wed.	Thu.

Connecting Trains

Miles	STATIONS	3-18-91-1 Daily	The Scout By Days
0	Lv Galveston, G. C. & S. F.	8:25 PM Sun.	
53	Ar Houston	9:55 PM Sun.	
0	Lv Brownwood	9:15 AM Mon.	
97.3	Ar San Angelo	1:00 PM Mon.	
0	Lv Brownsville, G. C. Lines	5:50 AM Sun.	
371	Ar Houston	7:20 PM Sun.	
0	Lv Fort Worth, G. C. & S. F.	10:10 PM Sun.	
263	Lv Dallas	9:15 PM Sun.	
0	Lv Brownwood	8:30 AM Mon.	
0	Lv San Antonio	8:50 PM Sun.	
359	Ar Brownwood	8:30 AM Mon.	

EQUIPMENT

No. 3—New Orleans to Houston, 18—Galveston to Temple, 91—Temple to Clovis, 1—Clovis to California. Daily. (The California Special.)
 Sleeping Car... New Orleans to Los Angeles—12 Sec., D. R.
 San Antonio to Temple—12 Sec., D. R. (Kan. Cy. from Ft. Worth on No. 12).
 Galveston to Temple—12 Sec., D. R. (for Kan. City on No. 18).
 Houston to Temple—12 Sec., D. R. (for Denver on Nos. 12-11 from Ft. Worth).
 San Antonio to Brownwood—12 Sec., D. R.
 Temple to Brownwood—12 Sec. D. R. (for Dallas; for San Angelo).
 Needles to Barstow—12 Sec., D. R. (for San Francisco on No. 9; from Chicago on No. 9).
 Clovis to Los Ang.—12 Sec., D. R. (from Chicago and Kan. City).
 Clovis to Belen—12 Sec., D. R. (for Albuquerque; from Carlsbad).
 Brownwood to Slaton—12 Sec., D. R. (for Wichita on Nos. 95-100-10).
 Tourist Sleeper. Clovis to Los Angeles (from Kansas City).
 Clovis to San Diego (from Chicago on No. 1).
 Needles to Barstow (for San Francisco on No. 9).
 Belen to Los Angeles (from Denver).
 Chair Car.... New Orleans to Houston. Galveston to Temple.
 Temple to Clovis. Clovis to Los Angeles.
 Barstow to San Francisco. Coaches.
 Explanatory Note: Sec.—Section; D. R.—Drawing-room.

No. 3—California to Houston, 18—Galveston to Temple, 91—Temple to Clovis, 1—Clovis to California. Daily. (The Texas Special.)
 Sleeping Car... Los Angeles to Clovis—12 Sec., D. R. (for Chicago on No. 10).
 Ash Fork to Gallup—12 Sec., D. R. (from Phoenix on No. 42).
 Williams to Gallup—12 Sec., D. R. (from Los Angeles on No. 2, via Grand Canyon; for Chicago on No. 2).
 Los Angeles to New Orleans—12 Sec., D. R. (operates on Gulf Coast Line No. 2, Houston to New Orleans).
 Slaton to Sweetwater—12 Sec. D. R. (from Lubbock on No. 96; for Dallas on T. & P. No. 2) car ready for occupancy at Lubbock 9:30 p. m. and may be occupied at Sweetwater until 7:30 a. m.)
 Slaton to Brownwood—12 Sec., D. R. (from Wichita on Nos. 21-99-96).
 Tourist Sleeper. Barstow to Clovis (from San Francisco on No. 2; for Chicago).
 San Diego to Clovis (for Chicago).
 Chair Car.... Houston to New Orleans.
 Los Angeles to Clovis.
 Clovis to Temple.
 Temple to Galveston. Coaches.
 Explanatory Notes: Sec.—Section; D. R.—Drawing-room; Obs.—Observation.

For ferry service, Ferry Point, Oakland and San Francisco, see San Francisco-Oakland Terminals note, bottom pages 21 and 22.

(P) Texas, Oklahoma and California

NORTH AND WEST—Via Newton and La Junta **EAST AND SOUTH—Via La Junta and Newton**

Miles	STATIONS	6-5 Daily	Exam. ple.	6-5-13-9 Daily	Exam. ple.	18-12-9 Daily	Exam. ple.
0	Lv Galveston, G. C. & S. F.	6:45 AM Sun.		6:45 AM Sun.		8:25 PM Sun.	
53	Ar Houston	8:45 AM Sun.		8:45 AM Sun.		10:10 PM Sun.	
142	Somerville	12:45 PM Mon.		12:45 PM Mon.		1:12 AM Mon.	
175	Milano	5:58 PM Mon.		5:58 PM Mon.		8:00 PM Mon.	
318	Cleburne	8:00 PM Mon.		8:00 PM Mon.		9:40 AM Mon.	
346	Lv Ft. Worth	9:30 PM Mon.		9:30 PM Mon.		1:45 PM Tue.	
411	Gainesville	11:40 PM Mon.		11:40 PM Mon.		3:30 PM Tue.	
518	Purcell, A. T. & S. F.	3:40 AM Mon.		3:40 AM Mon.		6:55 PM Tue.	
551	Oklahoma City	6:00 AM Mon.		6:00 AM Mon.		8:10 PM Tue.	
583	Guthrie	6:05 AM Mon.		6:05 AM Mon.		9:05 PM Tue.	
729	Wichita	11:35 AM Mon.		11:35 AM Mon.		1:05 AM Tues.	
750	Ar Newton	12:35 PM Mon.		12:35 PM Mon.		3:20 AM Tues.	
1105	Lv Newton	2:45 PM Tues.		2:45 PM Tues.		5:20 AM Tues.	
1320	La Junta	10:55 PM Tues.		10:55 PM Tues.		12:10 PM Tues.	
1453	Las Vegas	x 5:35 AM Tues.		2:00 PM Tues.		7:15 PM Tues.	
1835	Ar Albuquerque	11:00 AM Tues.		12:25 AM Tues.		12:25 AM Tues.	
1899	Ar Grand Canyon, A. T. & S. F.	8:20 AM Tues.		9:15 AM Tues.		6:30 PM Tues.	
1899	Lv Grand Canyon	7:35 PM Tues.		9:15 AM Tues.		9:15 PM Tues.	
1858	Ar Ash Fork, A. T. & S. F.	11:10 PM Tues.		1:15 PM Wed.		1:15 PM Wed.	
2034	Lv Needles	x 3:15 AM Wed.		7:45 PM Tues.		7:45 PM Tues.	
2303	Ar Barstow	8:30 AM Wed.		1:45 AM Thu.		1:45 AM Thu.	
2325	San Bernardino	11:20 AM Wed.		5:00 AM Thu.		7:00 AM Thu.	
2345	Los Angeles	2:00 PM Wed.		7:30 AM Thu.		9:30 AM Thu.	
2471	Ar San Diego	6:00 PM Wed.		12:50 PM Tues.		12:50 PM Tues.	
2344	Ar Bakersfield, A. T. & S. F.			10:10 AM Thu.		10:10 AM Thu.	
2454	Fresno			1:02 PM Thu.		1:02 PM Thu.	
2577	Stockton			4:19 PM Thu.		4:19 PM Thu.	
2656	Oakland			7:27 PM Thu.		7:27 PM Thu.	
2662	Ar San Francisco			7:45 PM Thu.		7:45 PM Thu.	

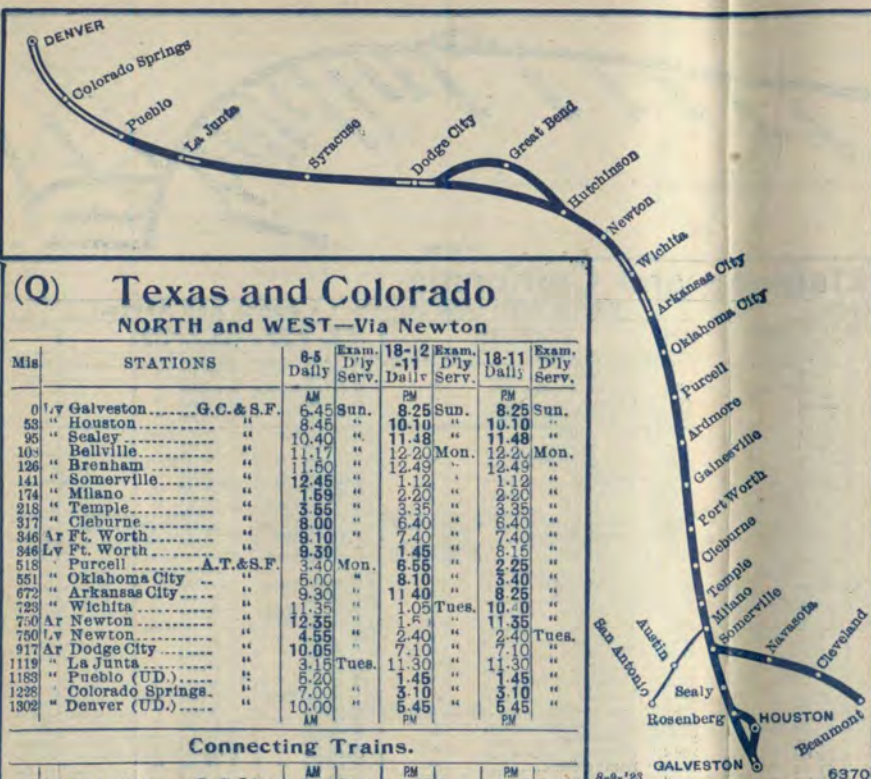
Connecting Trains

Miles	STATIONS	6-5 Daily	Exam. ple.	6-5-13-9 Daily	Exam. ple.	18-12-9 Daily	Exam. ple.
0	Lv Beaumont, G. C. L.	5:12 AM Sun.		5:12 AM Sun.		7:25 PM Sun.	
90	Ar Houston	7:35 AM Sun.		7:35 AM Sun.		9:55 PM Sun.	
0	Lv San Antonio, I. & G. N.	9:00 AM Sun.		9:00 AM Sun.		8:50 PM Sun.	
149	Ar Milano	1:29 PM Sun.		1:29 PM Sun.		2:00 AM Mon.	

EQUIPMENT

No. 6—Galveston to Newton, 3—Newton to California. Daily. (The California Limited.)
 Club Car.... Newton to Los Angeles.
 Sleeping Car... Galveston to Newton—12 Sec., D. R. (for Chicago).
 Cleburne to Newton—12 Sec., D. R. (for Denver on No. 5).
 Cleburne and Ardmore to Oklahoma City—12 Sec., D. R.
 Newton to Los Angeles—10 Sec., 2, D. R. (from Chicago).
 Newton to San Diego—10 Sec., Comp., D. R. (from Chicago).
 Newton to Los Ang.—10 Sec., Comp., D. R. (via G. C.) (from Chgo.)
 Newton to Los Angeles—7 D. R. (from Chicago).
 Newton to Los Angeles—6 Comp., 3 D. R. (from Chicago).
 Newton to Los Angeles—3 Comp., 2 D. R. Obs. (on 1st Limited). (from Chicago).
 Newton to Los Angeles—10 Sec., Obs. (on 2nd Lim.) (from Chgo.).
 Newton to Ash Fork—10 Sec., Comp., D. R. (from Phoenix; from Chgo.).
 Phoenix to Los Angeles—12 Sec., D. R. (on connecting train).
 Gallup to Ash Fork—12 Sec., D. R. (for Phoenix on No. 43).
 La Junta to Los Angeles—10 Sec., Comp., D. R. (from Denver).
 Los Angeles to San Diego. Chair Car.... Galveston to Newton.
 Dining Car... Serves all meals west of Newton.
No. 6—Galveston to Newton, 5—Newton to La Junta, 13—La Junta to Albuquerque, 9—Albuquerque to California (The Navajo)
 Sleeping Car... Galveston to Newton—12 Sec., D. R. (for Chicago).
 Newton to La Junta—12 Sec., D. R. (from Chicago; for Denver).
 Cleburne to Newton—12 Sec., D. R. (on No. 16 from Okla. City; for Denver).
 Cleburne and Ardmore to Oklahoma City—12 Sec., D. R.
 La Junta to Albuquerque—12 Sec., D. R. (from Denver; for El Paso).
 Albuquerque to Los Angeles—10 Sec., Obs. (from Chicago on No. 9).
 Albuquerque to Los Ang.—12 Sec., D. R. (from Kan. Cy. on No. 9).
 Albuquerque to San Francisco—12 Sec., D. R. (from Chicago on No. 9; on No. 1 Needles to Barstow).
 Tourist Sleeper. Barstow to San Francisco (from Needles on No. 1).
 La Junta to Albuquerque (from Denver; for Los Angeles on No. 1 from Belen).
 Cafe-obs. Car... Bakersfield to Fresno (for Ferry Point).
 Chair Car.... Albuquerque to Los Angeles (from Chicago). Coach.
No. 18-12—Galveston to Newton, 11—Newton to La Junta, 9—La Junta to California. Daily. (The Navajo)
 Sleeping Car... Houston to La Junta—12 Sec., D. R. (for Denver).
 La Junta to Los Angeles—12 Sec., D. R. (from Kan. Cy. on No. 9).
 La Junta to Los Ang.—10 Sec., Comp., D. R. (from Chgo. on No. 9).
 La Junta to Los Angeles—10 Sec., Obs. (from Chicago on No. 9).
 Galveston to Cleburne—12 Sec., D. R. (for St. Louis).
 Explanatory Note: Sec.—Section; D. R.—Drawing-room; Comp.—Compartment; Obs.—Observation.

For ferry service, Ferry Point, Oakland and San Francisco, see San Francisco-Oakland Terminals note, bottom pages 21 and 22.



(Q) Texas and Colorado
NORTH and WEST—Via Newton

Mis	STATIONS	8-5 Daily	Exam. D'ly Serv.	18-12 Daily	Exam. D'ly Serv.	18-11 Daily	Exam. D'ly Serv.
0	Lv Galveston	6:45 AM	Sun.	8:25 PM	Sun.	8:25 PM	Sun.
53	" Houston	8:45 "	"	10:10 "	"	10:10 "	"
95	" Sealey	10:40 "	"	11:48 "	"	11:48 "	"
108	" Bellville	11:17 "	"	12:29 Mon.	"	12:29 "	"
126	" Brenham	11:50 "	"	12:49 "	"	12:49 "	"
141	" Somerville	12:45 "	"	1:12 "	"	1:12 "	"
174	" Milano	1:59 "	"	2:20 "	"	2:20 "	"
218	" Temple	3:55 "	"	3:35 "	"	3:35 "	"
317	" Cleburne	8:00 "	"	6:40 "	"	6:40 "	"
346	Ar Ft. Worth	9:10 "	"	7:40 "	"	7:40 "	"
846	Lv Ft. Worth	9:30 "	"	1:45 "	"	8:15 "	"
518	" Purcell	3:40 "	Mon.	6:55 "	"	2:25 "	"
551	" Oklahoma City	5:00 "	"	8:10 "	"	3:40 "	"
672	" Arkansas City	9:30 "	"	11:40 "	"	8:25 "	"
723	" Wichita	11:35 "	"	1:05 Tues.	"	10:40 "	"
750	Ar Newton	12:35 "	"	1:40 "	"	11:35 "	"
750	Lv Newton	4:55 "	"	2:40 "	Tues.	2:40 "	"
917	Ar Dodge City	10:05 "	"	7:10 "	"	7:10 "	"
1119	" La Junta	3:15 "	Tues.	11:30 "	"	11:30 "	"
1183	" Pueblo (U.D.)	5:20 "	"	1:45 "	"	1:45 "	"
1238	" Colorado Springs	7:00 "	"	3:10 "	"	3:10 "	"
1302	" Denver (U.D.)	10:00 AM	"	5:45 PM	"	6:45 PM	"

Connecting Trains.

Mis	STATIONS	AM	PM	Sun.	PM	Sun.
0	Lv Beaumont	5:12 AM	Sun.	7:25 PM	Sun.	7:25 PM
90	Ar Houston	7:35 AM	"	9:55 PM	"	9:55 PM
0	Lv San Antonio	9:00 AM	Sun.	8:50 PM	Sun.	8:50 PM
71	" Austin	11:10 AM	"	11:20 PM	"	11:20 PM
149	Ar Milano	1:29 PM	"	2:00 Mon.	"	2:00 Mon.

EQUIPMENT
No. 18-Galveston to Newton, 11-Newton to Denver. Daily. (The Ranger)
Sleeping Car... Houston to Denver—12 Sec., D. R. (on No. 12 Fort Worth to Newton).
Galveston to Cleburne—12 Sec. D. R. (for St. Louis).
Galveston to Newton—12 Sec., D. R. (for Kansas City).
San Antonio to Fort Worth—12 Sec., D. R. (for Kansas City, on No. 12).
Temple to Cleburne—12 Sec., D. R. (from San Angelo; for Dallas).
San Antonio to Temple—12 Sec., D. R. (for Brownwood).
Wichita to Newton—16 Sec. (for Kansas City).
Wichita to Newton—16 Sec. (for Topeka).
Houston to Temple—12 Sec., D. R. (from New Orleans; for Los Angeles on Nos. 91-1).
Newton to Denver—12 Sec., D. R. (from Kansas City).
Chair Car... Galveston to Newton. Newton to Denver. Coaches.
No. 18-Galveston to Ft. Worth, 12-Ft. Worth to Newton, 11-Newton to Denver. Daily. (Colorado Flyer)
Sleeping Car... Houston to Denver—12 Sec., D. R.
Galveston to Cleburne—12 Sec. D. R. (for St. Louis).
Temple to Cleburne—12 Sec., D. R. (from San Angelo; for Dallas).
San Antonio to Temple—12 Sec., D. R. (for Brownwood).
San Antonio to Newton—12 Sec., D. R. (for Kansas City on No. 12).
Wichita to Newton—12 Sec., D. R. (for Kansas City on No. 12).
Oklahoma City to Newton—12 Sec., D. R. (for Kansas City, on No. 12).
Newton to Denver—12 Sec., D. R. (from Kansas City).
Houston to Temple—12 Sec., D. R. (from New Orleans; for Los Angeles on Nos. 91-1).
Chair Car... Galveston to Newton. Newton to Denver. Coaches.
No. 6-Galveston to Newton, 5-Newton to Denver. Daily. (Colorado Express)
Sleeping Car... Galveston to Newton—12 Sec., D. R. (for Chicago).
Newton to Denver—12 Sec., D. R. (from Chicago).
Cleburne to Oklahoma City—12 Sec., D. R.
Cleburne to Newton—12 Sec., D. R. (on No. 16 from Okla. City; for Denver).
Ardmore to Oklahoma City—12 Sec., D. R. (Ready for occupancy at 9:30 p. m. May be occupied until 7:30 a. m.)
Newton to La Junta—12 Sec., D. R. (from Chicago on No. 21; for Los Angeles on Nos. 13-9).
Chair Car... Galveston to Newton. Newton to Denver. Coaches.
For equipment of trains west of Denver, see Table "L," page 31.
Explanatory Note: Sec.—Section; D. R.—Drawing-room.

EAST AND SOUTH—Via Newton

Mis	STATIONS	12-11 Daily	Exam. Daily Serv.	6-5 Daily	Exam. Daily Serv.	12-17 Daily	Exam. Daily Serv.
0	Lv Denver (U.D.)	8:45 AM	Sun.	7:40 AM	Sun.	8:45 AM	Sun.
74	" Colo. Spgs "D"	11:25 "	"	10:15 "	"	11:25 "	"
119	" Pueblo (U.D.)	1:05 "	"	11:40 "	"	1:05 "	"
183	" La Junta	3:10 "	"	1:25 Mon.	"	3:10 "	"
385	" Dodge City	9:30 "	"	8:20 "	"	9:30 "	"
532	Ar Newton	1:45 "	Mon.	12:55 "	"	1:45 "	Mon.
552	Lv Newton	3:35 "	"	4:30 "	"	4:55 "	"
579	Ar Wichita	3:35 "	"	5:15 "	"	5:40 "	"
680	" Arkansas City	4:55 "	"	7:05 "	"	7:40 "	"
751	" Oklahoma City	8:30 "	"	11:40 "	"	12:08 "	"
784	" Purcell	9:45 "	"	1:10 Tue.	"	1:30 "	"
956	" Ft. Worth G.C. & S.F.	4:00 "	"	7:05 "	"	8:10 "	"
984	" Cleburne	11:00 "	"	9:35 "	"	11:00 "	"
1083	" Temple	1:45 "	Tue.	1:30 "	"	1:45 "	Tue.
1127	" Milano	3:06 "	"	3:45 "	"	3:06 "	"
1160	" Somerville	4:12 "	"	4:48 "	"	4:12 "	"
1175	" Brenham	4:44 "	"	5:15 "	"	4:44 "	"
1193	" Bellville	6:16 "	"	5:55 "	"	6:16 "	"
1206	" Sealey	6:39 "	"	6:25 "	"	6:39 "	"
1249	" Houston	7:40 "	"	8:25 "	"	7:40 "	"
1302	" Galveston	9:35 AM	"	10:55 AM	"	9:35 AM	"

Connecting Trains

Mis	STATIONS	AM	PM	Tue.	AM	Tue.
0	Lv Milano	3:30 AM	Tue.	4:32 PM	Tue.	3:30 AM
71	Lv Austin	6:10 AM	"	7:00 PM	"	6:10 AM
149	Ar San Antonio	8:45 AM	"	9:50 PM	"	8:45 AM
0	Lv Somerville	6:20 AM	Tue.	6:20 PM	Tue.	6:20 AM
175	Ar Beaumont	1:15 PM	"	1:15 PM	"	1:15 PM
0	Lv Houston	8:20 AM	Tue.	9:00 PM	Tue.	8:20 AM
89.5	Ar Beaumont	10:50 AM	"	11:25 PM	"	10:50 AM

U. D.—Union Depot. "D"—D. & R. G. W. Station

EQUIPMENT

No. 12-Denver to Newton, 11-Newton to Ft. Worth, 17-Ft. Worth to Galveston. Daily. (Texas Flyer)
Sleeping Car... Denver to Houston—12 Sec., D. R.
Denver to Newton—12 Sec., D. R. (for Kan. City).
Hutchinson to Newton—16 Sec. (for Kansas City).
Newton to Oklahoma City—12 Sec., D. R. (from Chicago on No. 9 to Kansas City, to Newton on No. 11).
Newton to Oklahoma City—12 Sec., D. R. (from Kansas City).
Newton to San Antonio—12 Sec., D. R. (from Kansas City on No. 11).
Cleburne to Temple—12 Sec., D. R. (for San Angelo; from Dallas).
Temple to San Antonio—12 Sec., D. R. (from Brownwood on No. 78).
Ft. Worth to Galveston—12 Sec., D. R. (from Kansas City on No. 17).
Cleburne to Galveston—12 Sec. D. R. (from St. Louis).
Chair Car... Denver to Newton; Newton to Galveston. Coaches.
No. 12-Denver to Newton, 17-Newton to Galveston. Daily. (The Ranger)
Sleeping Car... Denver to Houston—12 Sec., D. R. (on No. 11 Newton to Fort Worth).
Denver to Newton—12 Sec., D. R. (for Kansas City).
Newton to Oklahoma City—12 Sec., D. R. (from Kansas City).
Newton to Wichita—16 Sec. (from Topeka).
Newton to Wichita—12 Sec., D. R. (from Kansas City).
Hutchinson to Newton—16 Sec. (for Kan. City).
Newton to Galveston—12 Sec., D. R. (from Kansas City).
Temple to San Antonio—12 Sec., D. R. (from Brownwood).
Cleburne to Temple—12 Sec., D. R. (from Dallas; for San Angelo).
Fort Worth to San Antonio—12 Sec., D. R. (from Kansas City on No. 11).
Cleburne to Galveston—12 Sec. D. R. (from St. Louis).
Chair Car... Denver to Newton; Newton to Galveston. Coaches.
No. 6-Denver to Newton, 5-Newton to Galveston. Daily. (Texas Express)
Sleeping Car... Denver to Newton—12 Sec. D. R. (for Cleburne on No. 15 to Okla. City).
Denver to Newton—12 Sec., D. R. (for Chicago).
Oklahoma City to Cleburne—12 Sec., D. R.
Newton to Galveston—12 Sec., D. R. (from Chicago).
Oklahoma City to Ardmore—12 Sec., D. R. (Ready for occupancy at 9:30 p. m. May be occupied until 7:30 a. m.)
Temple to Houston—12 Sec. D. R. (from Los Angeles; for New Orleans).
Chair Car... Denver to Newton; Newton to Galveston. Coaches.
For equipment of trains west of Denver, see Table "L," page 32.
Explanatory Note: Sec.—Section; D. R.—Drawing-room; Obs.—Observation.

(R) Colorado and El Paso

Read down SOUTH				NORTH				Read up			
Mis	STATIONS	13 Daily	Example Daily Serv.	Mis	STATIONS	14-26-604 Daily	Example Daily Serv.	Mis	STATIONS		
10:45 PM	Sunday	7:30 Ar		0	Lv Denver (U. D.)	7:00 AM	Tuesday	0	Lv St. Louis	8:20 AM	Sunday
2:15 AM	Monday	118.5 Ar		182	" Lebanon	1:35 PM	Monday	239	" Springfield	3:47 "	"
4:55 AM	"	182.4 Ar		283	" Monett	5:40 "	"	283	" Springfield	3:47 "	"
7:55 AM	"	264.1 Ar		411	" Van Buren	9:46 "	"	411	" Van Buren	9:46 "	"
12:1 AM	Tuesday	529.9 Ar		416	" Ft. Smith	10:20 "	"	416	" Ft. Smith	10:20 "	"
4:3 AM	"	397.6 Ar		535	" Dallas G.C. & S.F.	5:30 "	"	535	" Dallas G.C. & S.F.	5:30 "	"
5:3 AM	"	707.1 Ar		686	" Cleburne	9:15 "	"	686	" Cleburne	9:15 "	"
9:45 AM	Tuesday	760.6 Ar		836	" Temple	1:45 "	Tuesday	836	" Temple	1:45 "	Tuesday
12:0 PM	"	807.6 Ar		890	" Milano	3:05 "	"	890	" Milano	3:05 "	"
8:3 AM	Tuesday	787.6 Ar		1029	Ar San Antonio I. & G. N.	8:45 "	Tuesday	1029	Ar San Antonio I. & G. N.	8:45 "	Tuesday

(U. D.) Union Depot. EQUIPMENT

No. 13-Denver to El Paso.
Sleeping Car... Denver to El Paso—12 Sec. D. R.
La Junta to Albuquerque—12 Sec. D. R. (from Chicago; for Los Angeles on No. 9).
Albuquerque to El Paso—12 Sec. D. R.
Albuquerque to Belen—12 Sec., D. R. (for Carlsbad).
Albuquerque to Rincon—12 Sec. D. R. (for Silver City).
Tourist Sleeper... Denver to Belen (for Los Angeles on No. 1).
Chair Car... Denver to La Junta.
La Junta to Albuquerque.
Albuquerque to El Paso. Coaches.
No. 14-El Paso to La Junta, 26-C. & S., 604-La Junta to Denver.
Sleeping Car... El Paso to Denver—12 Sec. D. R.
El Paso to Albuquerque—12 Sec. D. R.
Rincon to Albuquerque—12 Sec. D. R. (from Silver City).
Belen to La Junta—12 Sec. D. R. (from Los Angeles on No. 22; for Chicago on Nos. 14-6).
Belen to Albuquerque—12 Sec. D. R. (from Carlsbad on Nos. 92-1).
Chair Car... El Paso to Albuquerque.
Albuquerque to La Junta.
La Junta to Denver. Coaches.

(T) Chicago, Kansas City, Wellington and Tulsa

SOUTH							NORTH												
Mis	STATIONS	1-203 Daily	Example Daily	*209 Daily	Example Daily	5-201 Daily	Example Daily	207 Daily	Example Daily	Mis	STATIONS	2-110 Daily	Example Daily	204-22 Daily	Example Daily	208 Daily	Example Daily	202-14 Daily	Example Daily
0	Lv Chicago	11:1 AM	Sun.			6:00 PM	Sun.			0	Lv Tulsa	12:05 PM	Sun.	11:05 PM	Sun.			8:00 AM	Sun.
451	Ar Kansas City	10:45 PM	"			7:45 AM	Mon.			11	" Owasso	11:30 AM	"					8:27 AM	"
451	Lv Kansas City	11:05 PM	"	x3:00 AM	Sun.	8:20 AM	"	4:15 PM	Sun.	19	" Collinsville	12:40 PM	Sun.	11:45 PM	"			8:27 AM	"
477	" Olathe	11:49 PM	"	3:30 AM	"	9:15 AM	"	5:20 PM	"	32	" Ramona	11:01 PM	"	11:20 AM	Mon.			9:05 AM	"
509	" Ottawa	12:48 AM	Mon.	5:0 AM	"	10:2 AM	"	7:05 PM	"	49	" Bartlesville	1:53 PM	"	12:45 AM	"			9:05 AM	"
534	" Garnett	5:48 AM	"	5:48 AM	"	1:07 AM	"	7:55 PM	"	53	" Dewey	2:47 PM	"	12:55 AM	"			10:04 AM	"
568	" Humboldt	2:52 AM	"	6:50 AM	"	12:12 PM	"	9:01 PM	"	68	" Caney	2:07 PM	"	1:24 AM	"			10:31 AM	"
578	" Chanute	2:57 AM	"	7:35 AM	"	12:40 PM	"	9:25 PM	"	90	Ar Independence	2:47 PM	"	2:05 AM	"			11:20 AM	"
607	Ar Cherryvale	3:40 AM	"	8:31 AM	"	1:35 PM	"	10:15 PM	"	0	Lv Wellington							7:25 AM	Sun.
623	Ar Coffeyville	0:00 AM	Mon	1:0 AM	Sun.	2:15 PM	Mon.	10:55 PM	Sun.	2	" Winfield			9:15 PM	Sun.			8:20 AM	"
617	Ar Independence	4:00 AM	Mon	8:4 AM	Sun.	1:53 PM	Mon.			106	Ar Independence			12:25 AM	Mon.			11:10 AM	"
617	Lv Independence	4:5 AM	Mon.			2:50 PM	Mon.			90	Lv Independence			2:15 AM	Mon.			11:20 AM	Sun.
700	Ar Winfield	6:45 AM	"			5:52 PM	"			100	Lv Cherryvale			3:05 PM	Sun.	2:40 AM	Mon.	4:55 AM	Sun.
728	" Wellington					7:00 PM	"			129	Ar Chanute			3:55 PM	"	3:35 AM	"	5:45 AM	Sun.
617	Lv Independence	4:0 AM	Mon.	8:45 AM	Sun.	2:00 PM	Mon.			139	" Humboldt			4:15 PM	"	3:57 AM	"	6:15 AM	"
639	Ar Caney	4:5 AM	"	9:20 AM	"	2:47 PM	"			173	" Garnett			4:15 PM	"	4:55 AM	"	2:25 PM	"
654	" Dewey	5:26 AM	"	10:00 AM	"	3:15 PM	"			19	" Ottawa			5:45 PM	"	5:35 AM	"	8:10 AM	"
658	" Bartlesville	5:38 AM	"	0:1 AM	"	3:25 PM	"			23	" Olathe			6:42 PM	"	6:37 AM	"	4:25 PM	"
675	" Ramona	6:19 AM	"	10:52 AM	"	4:08 PM	"			26	" Kansas City			7:30 PM	"	7:30 AM	"	5:25 PM	"
688	" Collinsville	6:45 AM	"	11:20 AM	"	4:35 PM	"			256	Lv Kansas City			7:45 PM	"	8:5 AM	"	6:00 PM	"
696	" Owasso	7:01 AM	"	11:34 AM	"	4:52 PM	"			707	Ar Chicago			8:10 AM	Mon.	9:15 PM	"	7:25 AM	Mon.
707	" Tulsa	7:30 AM	"	12:05 PM	"	5:25 PM	"												

x Sleeper may be occupied 10.00 PM. f Flag stop. * Oil Flyer

EQUIPMENT

No. 1-Chicago to Kansas City, 203-Kansas City to Tulsa. Daily.
Sleeping Car... Chicago to Kansas City—12 Sec., D. R. (for Los Angeles).
Chicago to Kansas City—10 Sec., Obs.
Chicago to Tulsa—10 Sec. Comp., D. R.
Kansas City to Tulsa—16 Sec.
Independence to Tulsa—16 Sec. (from Wichita, on Nos. 213-214).
Tourist Sleeper... Chicago to Kansas City (for San Diego).
Dining Car... Chicago to Marceline.
Chair Car... Chicago to Kansas City; Kansas City to Tulsa. Coaches.
No. 209. Daily.
Sleeping Car... Kansas City to Tulsa—12 Sec., D. R. Coaches.
No. 6-Chicago to Kansas City, 201-Kansas City to Tulsa. Daily.
Sleeping Car... Chicago to Kansas City—10 Sec., Obs.
Chicago to Kansas City—10 Sec., Comp., D. R.
Chicago to Kan. City—12 Sec., D. R. (for Denver and Galveston).
Cafe-obs. Car... Kansas City to Tulsa.
Dining Car... Chicago to Streator; Marceline to Kansas City.
Chair Car... Chicago to Kansas City; Kansas City to Tulsa. Coaches.
No. 207. Daily.
Chair Car... Kansas City to Coffeyville. Coaches.
Explanatory Note: Sec.—Section; Comp.—Compartment; D. R.—Drawing-Room; Obs.—Observation.

(S) St. Louis and Texas—via Paris

WEST and SOUTH				EQUIPMENT			
Mis	STATIONS	5-68 Daily	Example Daily	No. 5-St. Louis to Dallas, 68-Dallas to Cleburne, 17-Cleburne to Galveston. Daily.	No. 5-St. Louis to Galveston—12 Sec. D. R.	No. 5-St. Louis to Galveston—12 Sec., D. R. (from Kan. City on No. 17).	Dallas to Temple—12 Sec., D. R. (for San Angelo).
0	Lv St. Louis	8:20 AM	Sunday	Sleeping Car. St. Louis to Galveston—12 Sec. D. R.			
182	" Lebanon	1:35 PM	Monday				
239	" Springfield	3:47 "	"				
283	" Monett	5:40 "	"				
411	" Van Buren	9:46 "	"				
416	" Ft. Smith	10:20 "	"				
535	" Dallas G.C. & S.F.	5:30 "</					

(U) Wichita and Tulsa
Read down EAST and WEST Read up

By Days	213-214 Daily	Miles	STATIONS	204-214 Daily	By Days
Mo Tu We Th Fr Sa Su	7.35 PM	0	Lv... Wichita... Ar	8.10 AM	Mo Tu We Th Fr Sa Su
" " " " " " " "	8.10 PM	16	" Mulvane " " "	7.40 AM	" " " " " " " "
" " " " " " " "	9.25 PM	32	" Winfield " " "	6.35 AM	" " " " " " " "
" " " " " " " "	10.15 PM	48	" Cambridge " " "	5.10 AM	" " " " " " " "
" " " " " " " "	11.01 PM	64	" Moline " " "	4.10 AM	" " " " " " " "
" " " " " " " "	11.29 PM	80	" Longton " " "	4.48 AM	" " " " " " " "
Tu We Th Fr Sa Su Mo	12.25 PM	139	Ar Independence Lv	4.05 AM	" " " " " " " "
" " " " " " " "	4.44 PM	189	" Havana " " "	1.35 AM	" " " " " " " "
" " " " " " " "	5.26 PM	159	" Dewey " " "	12.55 AM	" " " " " " " "
" " " " " " " "	6.38 PM	163	" Bartlesville " " "	12.45 AM	" " " " " " " "
" " " " " " " "	6.45 PM	194	" Collinsville " " "	11.45 AM	Su Mo Tu We Th Fr Sa
" " " " " " " "	7.30 PM	213	" Tulsa " " "	11.05 AM	" " " " " " " "

EQUIPMENT
No. 213-Wichita to Winfield, 214-Winfield to Independence, 203-Independence to Tulsa. Daily.
Sleeping Car... Wichita to Tulsa—16 Sec.
Chair Car... Wichita to Tulsa (with changes en route). Coaches.
No. 204-Tulsa to Independence, 213-Independence to Winfield, 214-Winfield to Wichita. Daily.
Sleeping Car... Tulsa to Wichita—16 Sec.
Chair Car... Tulsa to Wichita (with changes en route). Coaches.
Explanatory Note: Sec.=Section.

(V) Mexico Line
Read Down WEST and SOUTH (via El Paso) Read Up NORTH and EAST

Example Daily Service	21-5-13 Daily	Mis	STATIONS	14-6 Daily	Example Daily Service
Sunday	10.30 PM	0	Lv Chicago... A.T.&S.F. Ar	8.10 AM	Friday
Monday	10.45 PM	451	" Kansas City " " "	4.30 AM	Thursday
"	1.00 PM	517	" Topeka " " "	1.55 AM	"
"	4.55 PM	651	" Newton " " "	9.15 AM	"
"	9.20 PM	804	" Dodge City " " "	3.30 AM	"
Monday	10.45 PM	0	Lv Denver... A.T.&S.F. Ar	7.00 AM	Thursday
Tuesday	1.20 PM	74	" Colo. Springs " " "	4.15 AM	"
"	2.40 PM	119	" Ar Pueblo " " "	2.55 AM	"
Tuesday	6.20 PM	1097	Lv La Junta... A.T.&S.F. Ar	9.20 AM	Wednesday
Wednesday	12.00 PM	1224	" Las Vegas " " "	12.50 AM	"
"	12.25 PM	1354	" Albuquerque " " "	7.00 AM	"
"	5.25 PM	1429	" Socorro " " "	4.08 AM	"
"	5.35 PM	1531	" Ar Rincon " " "	12.48 AM	"
Wednesday	8.00 PM	1531	Lv Rincon... A.T.&S.F. Ar	8.10 AM	Tuesday
"	9.45 PM	1585	" Ar Deming " " "	6.25 AM	"
"	12.01 PM	1632	" Ar Silver City " " "	4.20 AM	"
Wednesday	6.50 PM	1531	Lv Rincon... A.T.&S.F. Ar	12.33 AM	Wednesday
"	6.58 PM	1564	" Las Cruces " " "	11.32 AM	"
"	8.30 PM	1608	" Ar El Paso " " "	10.15 AM	"
"	1.40 PM	1608	Lv El Paso Nat'l Rys. of Mex. Ar	12.25 AM	"
Thursday	11.45 PM	1971	Lv Chihuahua... " " "	3.12 AM	"
"	6.10 PM	2297	" Jimenez " " "	8.46 AM	Monday
"	1.40 PM	2445	" Torreon " " "	1.05 AM	"
Friday	12.02 PM	2575	" Zacatecas " " "	12.25 AM	"
"	3.12 PM	2995	" Aguacalientes " " "	6.15 AM	"
"	9.02 PM	3228	" Trapatzo " " "	8.50 AM	"
"	6.40 PM	3581	" Ar Mexico City " " "	7.00 PM	"

EQUIPMENT
No. 21-Chicago to Newton, 5-Newton to La Junta, 13-La Junta to El Paso. Daily. (Mexico Express)
Sleeping Car... Chicago to Kansas City—10 Sec., Comp., D. R.
Newton to La Junta—12 Sec., D. R. (for Denver; from Chicago on No. 5).
Newton to La Junta—12 Sec., D. R. (for Denver, from Cleburne).
Chicago to Newton—12 Sec., D. R. (for Los Angeles on No. 21).
Chicago to Newton—12 Sec., D. R. (for Los Angeles, via Grand Canyon).
Chicago to Newton—12 Sec., D. R. (for San Francisco on No. 21).
Chicago to Albuquerque—12 Sec., D. R. (for Los Angeles on No. 9).
La Junta to El Paso—12 Sec., D. R. (from Denver).
Albuquerque to El Paso—12 Sec., D. R.
Albuquerque to Belen—12 Sec., D. R. (for Carlsbad).
Albuquerque to Rincon—12 Sec., D. R. (for Silver City).
El Paso to Mexico City—12 Sec., D. R. Buffet.
Tourist Sleeper... Chicago to Newton (for Los Angeles and San Francisco).
La Junta to Belen (for Los Angeles on No. 1; from Denver).
Dining Car... Marceline to Kansas City.
Chair Car... Chicago to Albuquerque.
Albuquerque to El Paso. Coaches.
No. 14-El Paso to Kansas City, 6-Kansas City to Chicago. Daily. (Chicago Express)
Sleeping Car... El Paso to La Junta—12 Sec. D. R. (for Denver).
El Paso to Albuquerque—12 Sec., D. R.
Rincon to Albuquerque—12 Sec., D. R. (from Silver City).
Belen to Chicago—12 Sec., D. R. (from Los Angeles on No. 22).
La Junta to Kansas City—12 Sec., D. R. (from Denver).
Belen to Albuquerque—12 Sec., D. R. (from Carlsbad).
Kansas City to Chicago—12 Sec., D. R. (from Galveston and Denver).
Kansas City to Chicago—10 Sec., Comp., D. R.
Kansas City to Chicago—10 Sec. Comp., D. R. (from Tulsa on No. 210).
Mexico City to El Paso—12 Sec., D. R. Buffet.
(See top of page 48 for additional equipment).

Dining Car... Kansas City to Chicago.
Chair Car... El Paso to Albuquerque. Albuquerque to Kansas City. Kansas City to Chicago. Coaches.

Explanatory Note:
Sec.=Section; D. R.=Drawing-room; Comp.=Compartment; Obs.=Observation.

(W) Mexico Line
Read Down WEST and SOUTH (via Houston) Read Up NORTH and EAST

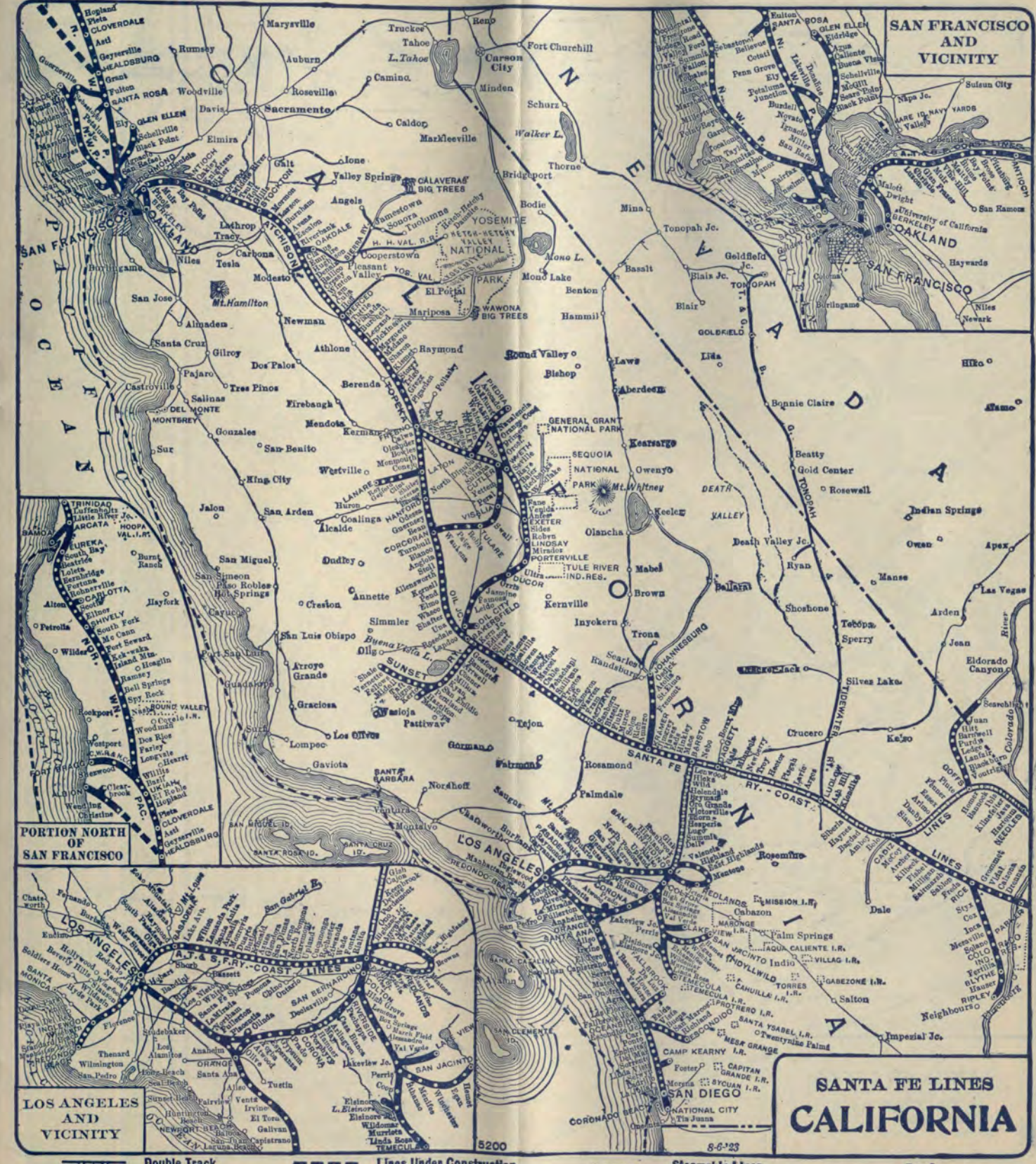
5-3-2 Daily	Example Daily serv.	Mis	STATIONS	4-6 Daily	Example Daily Serv.
6.00 PM	Sunday	0	Lv Chicago... A.T.&S.F. Ar	8.10 AM	Friday
9.40 PM	Monday	451	" Kansas City " " "	7.00 AM	Thursday
6.25 PM	"	679	" Wichita " " "	11.25 AM	"
11.40 PM	"	851	" Ar Oklahoma City " " "	4.40 AM	"
7.05 PM	Tuesday	1056	" Ft. Worth " " "	9.10 AM	Wednesday
1.30 PM	"	1183	" Temple " " "	3.40 AM	"
6.25 PM	"	1307	" Sealy " " "	10.40 AM	"
8.25 PM	"	1372	" Houston " " "	8.45 AM	"
10.35 PM	"	1372	Lv Houston... G. C. Lines Ar	7.20 AM	"
7.30 PM	Wednesday	1618	Ar Corpus Christi... G. C. Lines Lv	10.00 AM	Tuesday
8.50 PM	"	1618	Lv Corpus Christi... Tex. Mex. Ar	4.50 AM	"
3.35 PM	"	1780	Ar Laredo " " "	10.05 AM	"
4.30 PM	"	1780	Lv Laredo... Nat'l Lines Ar	7.10 AM	"
1.15 PM	"	"	" Ar Monterey " " "	11.35 AM	Monday
7.45 PM	Thursday	2280	Ar Tampico... Nat'l Lines Lv	6.05 AM	"
6.10 AM	Friday	2586	Ar Mexico City... Nat'l Lines Lv	7.00 PM	Sunday

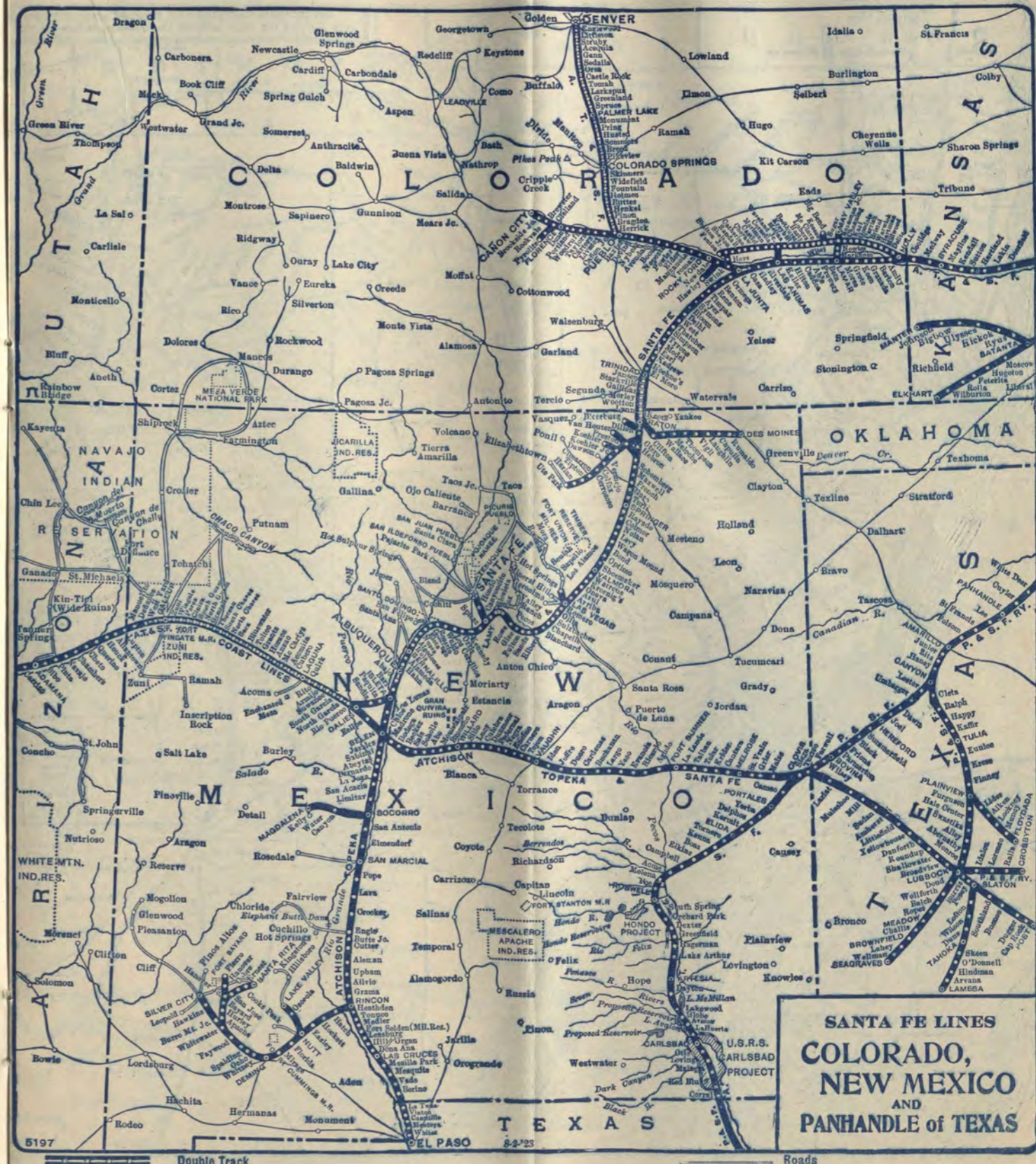
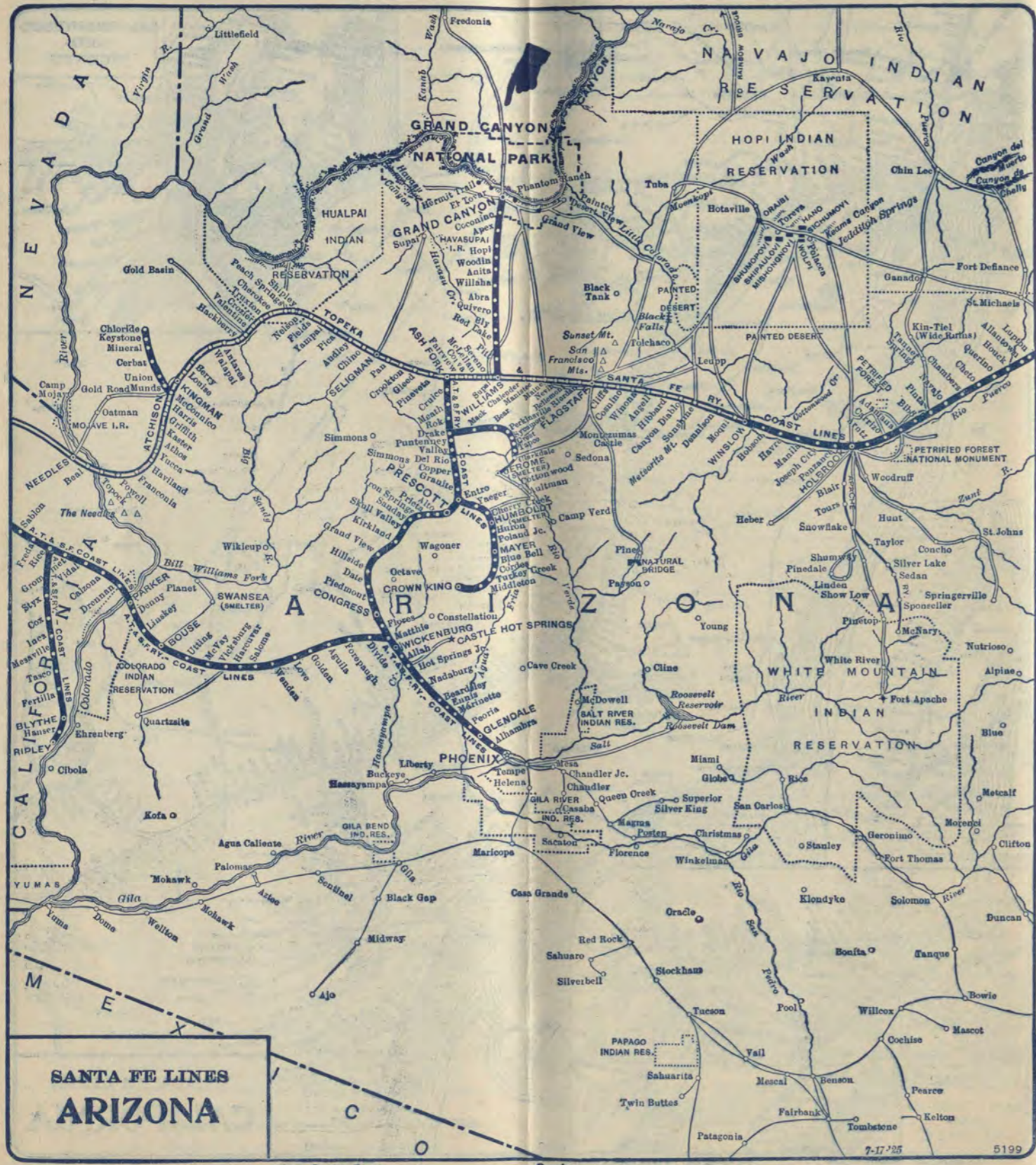
EQUIPMENT
No. 5-Chgo. to Houston, 3-Houston to Matamoros, 2-Matamoros to Mex. Cy. (D'y) For other equipment see train 5, page 35.
Sleeping Car... Houston to Mexico City and Tampico—12 Sec., D. R. Coaches.
No. 4-Mexico City to Houston, 6-Houston to Chicago (Daily).
For other equipment see train 6, page 36.
Sleeping Car... Mexico City to Monterey and Tampico to Houston—12 Sec., D. R. Coaches.
Explanatory Note: Sec.=Section; D. R.=Drawing-room.

(X) Mexico Line
Read Down WEST and SOUTH (Via Laredo) Read Up NORTH and EAST

9-17 Daily	Ex-ample	5 Daily	Ex-ample	Mis	STATIONS	18-12-22 Daily	Ex-ample	6 Daily	Ex-ample
9.45 AM	Sun.	6.00 PM	Sun.	0	Lv Chicago... A.T.&S.F. Ar	9.15 PM	Thur.	8.10 AM	Thu.
10.00 AM	"	9.40 PM	Mon.	451	" Kansas City " " "	8.00 PM	"	7.00 PM	Wed.
5.50 PM	Mon.	5.25 PM	"	679	" Wichita " " "	1.00 PM	"	11.25 AM	"
7.40 PM	"	7.05 PM	"	730	" Ar Arkansas City " " "	11.40 PM	Wed.	9.30 PM	"
12.08 PM	"	11.40 PM	"	851	" Oklahoma City " " "	8.10 PM	"	5.00 PM	"
5.40 PM	"	5.00 PM	Tues.	1056	" Ft. Worth... G.C.&S.F. " " "	3.30 PM	"	11.40 PM	Tues.
8.10 PM	"	7.05 PM	"	991	" Gainesville " " "	1.45 PM	"	9.30 PM	"
1.45 PM	Tues.	1.30 PM	"	1183	" Temple " " "	3.35 PM	"	3.55 PM	"
3.05 PM	"	3.45 PM	"	1227	" Milano " " "	2.20 PM	"	1.59 PM	"
6.10 PM	"	7.00 PM	"	1297	" Austin... I. & G. N. " " "	11.20 PM	Tues.	11.10 PM	"
8.45 PM	"	9.30 PM	"	1376	" San Antonio " " "	8.50 PM	"	9.00 PM	"
3.50 PM	"	6.30 PM	Wed.	1529	Ar Laredo " " "	8.45 PM	"	11.30 PM	Mon.
6.45 PM	"	10.55 PM	"	1529	Lv Laredo (Ferrocariles) Ar	5.40 PM	"	3.10 PM	"
1.15 PM	Wed.	5.25 PM	"	1697	Ar Monterey (Constitucionales) " " "	11.15 PM	Mon.	8.15 PM	"
6.00 PM	"	8.15 PM	Thu.	2010	" San Luis Potosi " " "	9.10 PM	"	7.25 PM	Sun.
6.10 AM	Thur.	6.00 PM	"	2334	Ar Mexico City " " "	9.00 PM	Sun.	5.20 AM	"

EQUIPMENT
No. 9-Chicago to Kansas City, 17-Kansas City to Texas and Mexico. Daily (The Ranger) For other equipment see train No. 9-17, page 35.
Sleeping Car... San Antonio to Mexico City—14 Sec., D. R.
Parlor-Cafe car... San Antonio to Mexico City. Coaches.
No. 5-Chicago to Texas and Mexico. Daily. (Texas Express)
For equipment see train 5, page 35.
No. 18-Mexico and Texas to Ft. Worth, 12-Ft. Worth to Kansas City, 22-Kansas City to Chicago. Daily. (The Ranger).
For other equipment see train 18-12-22, page 36.
Sleeping Car... Mexico City to San Antonio—14 Sec., D. R.
Parlor-Cafe car... Mexico City to San Antonio. Coaches.
No. 6-Mexico and Texas to Chicago. Daily. (Chicago Express)
For equipment see train 6, page 36.
Explanatory Note: Sec.=Section; D. R.=Drawing-room.

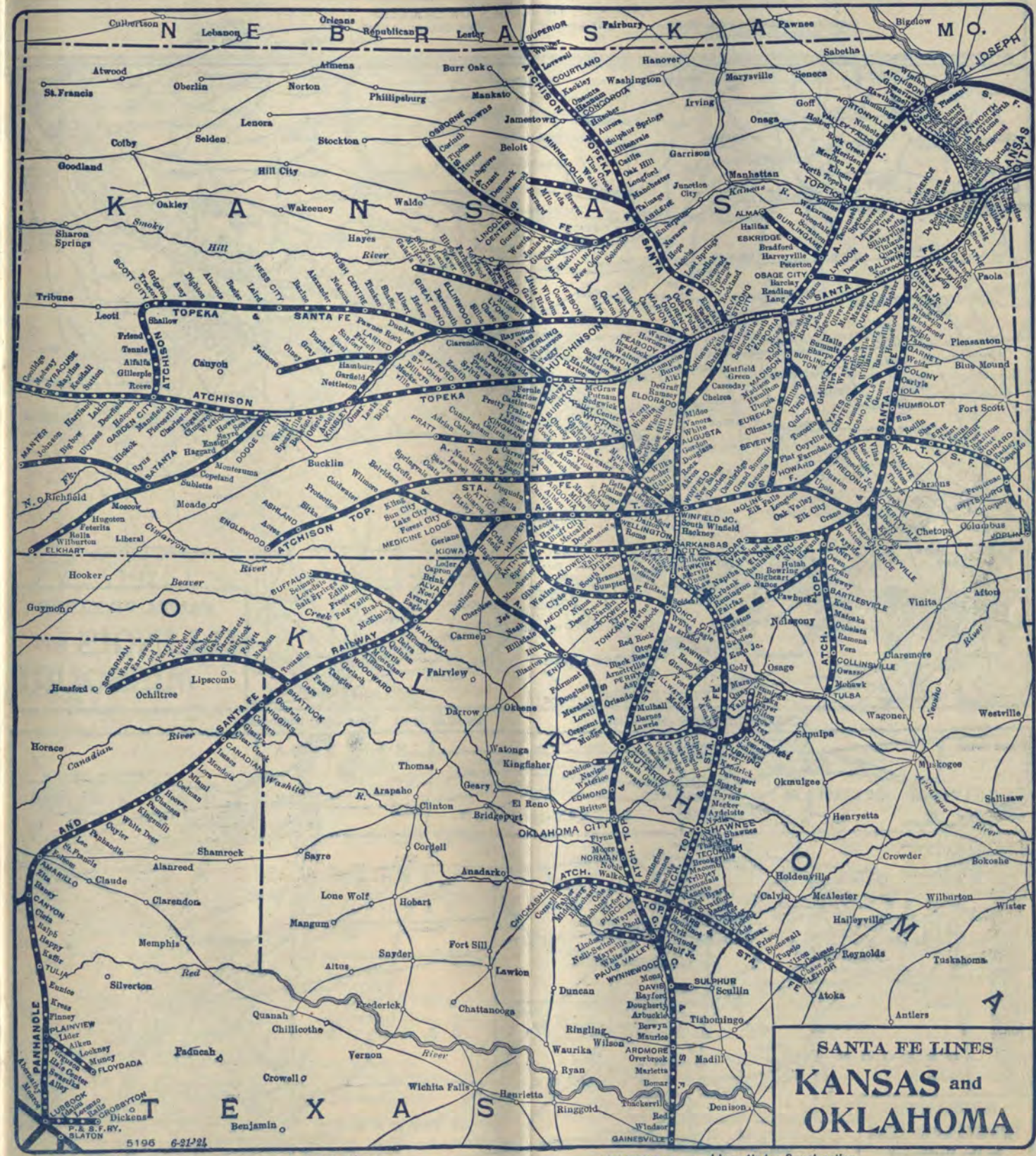
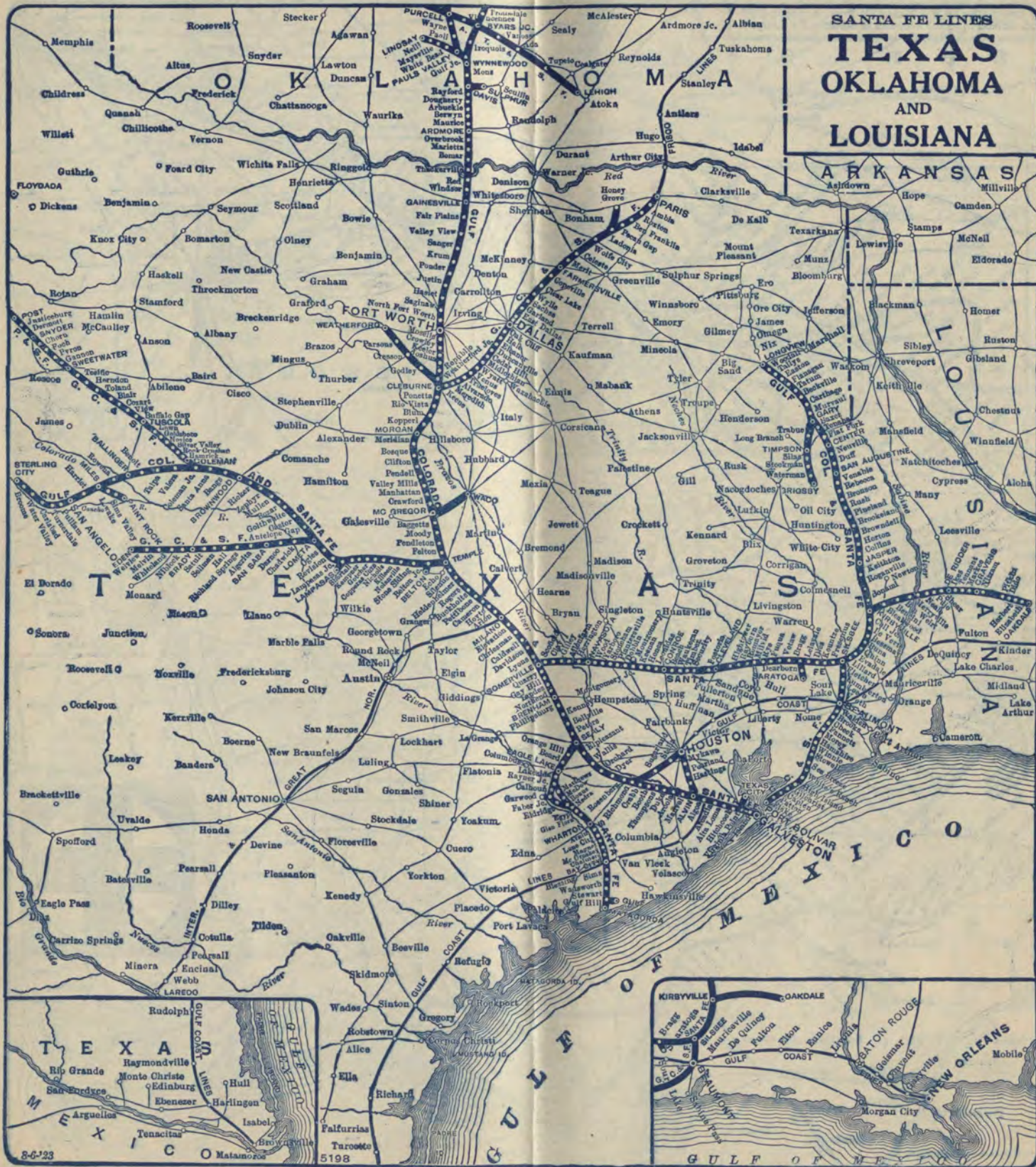




ONLY ONE COUPON now required for passage between any two points on the Santa Fe System, instead of one coupon for each unit of the System, as heretofore. Coupon should read for account of "Santa Fe Lines."



Santa Fe Through Lines
 Double Track plus two main lines between Newton and Albuquerque
 Lines Under Construction
 Connecting Lines
 PACIFIC TIME: West of Ogden, Seligman and Parker. MOUNTAIN TIME: East of Ogden, Seligman and Parker—West of Dodge City and Clovis, and points Great Bend to Garden City via Scott City. CENTRAL TIME: East of Dodge City and Clovis.



Kansas City and La Junta—Local Schedules—Continued.

Read down

Read up

Table 2—Continued. Schedule table for Kansas City and La Junta routes, including stations like Florence, Kansas, and La Junta, with departure and arrival times.

Reference Marks—Fred Harvey meal stop. Stops to discharge paying passengers from points east of Kansas City...

Numbers against stations refer to tables showing connecting trains.

La Junta and Albuquerque—Local Schedules.

Des Moines and Dillon.

Table 4. Schedule for Des Moines and Dillon routes.

Read down

Table 3. Main schedule table for La Junta and Albuquerque routes, listing stations and times.

Rincon to Silver City.

Table 9. Schedule for Rincon to Silver City routes.

Silver City to Rincon.

Table 9. Schedule for Silver City to Rincon routes.

Raton and Ute Park.

Table 5. Schedule for Raton and Ute Park routes.

Nutt and Lake Valley.

Table 6. Schedule for Nutt and Lake Valley routes.

Whitewater and Fierro.

Table 7. Schedule for Whitewater and Fierro routes.

Dillon and Blossburg.

Table 8. Schedule for Dillon and Blossburg routes.

Reference Marks

Fred Harvey meal stop. Meal stop (not Fred Harvey service). Flag stop.

Numbers against stations refer to tables showing connecting trains.

74

Barstow and San Francisco—Local Schedules.

Read down		21 Daily		1-9 Daily		8 Daily		2-10 Daily		22 Daily		Read up	
Mo. We. & Fr.	PM	AM	PM	AM	PM	AM	PM	AM	PM	AM	PM	AM	Mo. We. & Fr.
Mixed Train	10.30	11.15	3.45	4.30	7.00	7.45	10.15	11.00	1.15	2.00	4.30	5.15	Mixed Train
	10.40	11.25	3.55	4.40	7.10	7.55	10.25	11.10	1.25	2.10	4.40	5.25	
	4.10	2.50	6.20	5.00	6.30	8.00	9.30	10.55	11.30	12.05	1.05	1.40	
	4.20	3.00	6.30	5.10	6.40	8.10	9.40	11.05	11.40	12.15	1.15	1.50	
	4.30	3.10	6.40	5.20	6.50	8.20	9.50	11.15	11.50	12.25	1.25	1.60	
	4.40	3.20	6.50	5.30	7.00	8.30	10.00	11.25	12.00	12.35	1.35	1.70	
	4.50	3.30	7.00	5.40	7.10	8.40	10.10	11.35	12.10	12.45	1.45	1.80	
	5.00	3.40	7.10	5.50	7.20	8.50	10.20	11.45	12.20	12.55	1.55	1.90	
	5.10	3.50	7.20	6.00	7.30	9.00	10.30	11.55	12.30	13.05	2.05	2.00	
	5.20	4.00	7.30	6.10	7.40	9.10	10.40	12.05	12.40	13.15	2.15	2.10	
	5.30	4.10	7.40	6.20	7.50	9.20	10.50	12.15	12.50	13.25	2.25	2.20	
	5.40	4.20	7.50	6.30	8.00	9.30	11.00	12.25	13.00	13.35	2.35	2.30	
	5.50	4.30	8.00	6.40	8.10	9.40	11.10	12.35	13.10	13.45	2.45	2.40	
	6.00	4.40	8.10	6.50	8.20	9.50	11.20	12.45	13.20	13.55	2.55	2.50	
	6.10	4.50	8.20	7.00	8.30	10.00	11.30	12.55	13.30	14.05	3.05	3.00	
	6.20	5.00	8.30	7.10	8.40	10.10	11.40	13.05	13.40	14.15	3.15	3.10	
	6.30	5.10	8.40	7.20	8.50	10.20	11.50	13.15	13.50	14.25	3.25	3.20	
	6.40	5.20	8.50	7.30	9.00	10.30	12.00	13.25	14.00	14.35	3.35	3.30	
	6.50	5.30	9.00	7.40	9.10	10.40	12.10	13.35	14.10	14.45	3.45	3.40	
	7.00	5.40	9.10	7.50	9.20	10.50	12.20	13.45	14.20	14.55	3.55	3.50	
	7.10	5.50	9.20	8.00	9.30	11.00	12.30	13.55	14.30	15.05	4.05	4.00	
	7.20	6.00	9.30	8.10	9.40	11.10	12.40	14.05	14.40	15.15	4.15	4.10	
	7.30	6.10	9.40	8.20	9.50	11.20	12.50	14.15	14.50	15.25	4.25	4.20	
	7.40	6.20	9.50	8.30	10.00	11.30	13.00	14.25	15.00	15.35	4.35	4.30	
	7.50	6.30	10.00	8.40	10.10	11.40	13.10	14.35	15.10	15.45	4.45	4.40	
	8.00	6.40	10.10	8.50	10.20	11.50	13.20	14.45	15.20	15.55	4.55	4.50	
	8.10	6.50	10.20	9.00	10.30	12.00	13.30	14.55	15.30	16.05	4.65	4.60	
	8.20	7.00	10.30	9.10	10.40	12.10	13.40	15.05	15.40	16.15	4.75	4.70	
	8.30	7.10	10.40	9.20	10.50	12.20	13.50	15.15	15.50	16.25	4.85	4.80	
	8.40	7.20	10.50	9.30	11.00	12.30	14.00	15.25	16.00	16.35	4.95	4.90	
	8.50	7.30	11.00	9.40	11.10	12.40	14.10	15.35	16.10	16.45	5.05	5.00	
	9.00	7.40	11.10	9.50	11.20	12.50	14.20	15.45	16.20	16.55	5.15	5.10	
	9.10	7.50	11.20	10.00	11.30	13.00	14.30	15.55	16.30	17.05	5.25	5.20	
	9.20	8.00	11.30	10.10	11.40	13.10	14.40	16.05	16.40	17.15	5.35	5.30	
	9.30	8.10	11.40	10.20	11.50	13.20	14.50	16.15	16.50	17.25	5.45	5.40	
	9.40	8.20	11.50	10.30	12.00	13.30	15.00	16.25	17.00	17.35	5.55	5.50	
	9.50	8.30	12.00	10.40	12.10	13.40	15.10	16.35	17.10	17.45	5.65	5.60	
	10.00	8.40	12.10	10.50	12.20	13.50	15.20	16.45	17.20	17.55	5.75	5.70	
	10.10	8.50	12.20	11.00	12.30	14.00	15.30	16.55	17.30	18.05	5.85	5.80	
	10.20	9.00	12.30	11.10	12.40	14.10	15.40	17.05	17.40	18.15	5.95	5.90	
	10.30	9.10	12.40	11.20	12.50	14.20	15.50	17.15	17.50	18.25	6.05	6.00	
	10.40	9.20	12.50	11.30	13.00	14.30	16.00	17.25	18.00	18.35	6.15	6.10	
	10.50	9.30	13.00	11.40	13.10	14.40	16.10	17.35	18.10	18.45	6.25	6.20	
	11.00	9.40	13.10	11.50	13.20	14.50	16.20	17.45	18.20	18.55	6.35	6.30	
	11.10	9.50	13.20	12.00	13.30	15.00	16.30	17.55	18.30	19.05	6.45	6.40	
	11.20	10.00	13.30	12.10	13.40	15.10	16.40	18.05	18.40	19.15	6.55	6.50	
	11.30	10.10	13.40	12.20	13.50	15.20	16.50	18.15	18.50	19.25	6.65	6.60	
	11.40	10.20	13.50	12.30	14.00	15.30	17.00	18.25	19.00	19.35	6.75	6.70	
	11.50	10.30	14.00	12.40	14.10	15.40	17.10	18.35	19.10	19.45	6.85	6.80	
	12.00	10.40	14.10	12.50	14.20	15.50	17.20	18.45	19.20	19.55	6.95	6.90	
	12.10	10.50	14.20	13.00	14.30	16.00	17.30	18.55	19.30	20.05	7.05	7.00	
	12.20	11.00	14.30	13.10	14.40	16.10	17.40	19.05	19.40	20.15	7.15	7.10	
	12.30	11.10	14.40	13.20	14.50	16.20	17.50	19.15	19.50	20.25	7.25	7.20	
	12.40	11.20	14.50	13.30	15.00	16.30	18.00	19.25	20.00	20.35	7.35	7.30	
	12.50	11.30	15.00	13.40	15.10	16.40	18.10	19.35	20.10	20.45	7.45	7.40	
	13.00	11.40	15.10	13.50	15.20	16.50	18.20	19.45	20.20	20.55	7.55	7.50	
	13.10	11.50	15.20	14.00	15.30	17.00	18.30	19.55	20.30	21.05	7.65	7.60	
	13.20	12.00	15.30	14.10	15.40	17.10	18.40	20.05	20.40	21.15	7.75	7.70	
	13.30	12.10	15.40	14.20	15.50	17.20	18.50	20.15	20.50	21.25	7.85	7.80	
	13.40	12.20	15.50	14.30	16.00	17.30	19.00	20.25	21.00	21.35	7.95	7.90	
	13.50	12.30	16.00	14.40	16.10	17.40	19.10	20.35	21.10	21.45	8.05	8.00	
	14.00	12.40	16.10	14.50	16.20	17.50	19.20	20.45	21.20	21.55	8.15	8.10	
	14.10	12.50	16.20	15.00	16.30	18.00	19.30	20.55	21.30	22.05	8.25	8.20	
	14.20	13.00	16.30	15.10	16.40	18.10	19.40	21.05	21.40	22.15	8.35	8.30	
	14.30	13.10	16.40	15.20	16.50	18.20	19.50	21.15	21.50	22.25	8.45	8.40	
	14.40	13.20	16.50	15.30	17.00	18.30	20.00	21.25	22.00	22.35	8.55	8.50	
	14.50	13.30	17.00	15.40	17.10	18.40	20.10	21.35	22.10	22.45	8.65	8.60	
	15.00	13.40	17.10	15.50	17.20	18.50	20.20	21.45	22.20	22.55	8.75	8.70	
	15.10	13.50	17.20	16.00	17.30	19.00	20.30	21.55	22.30	23.05	8.85	8.80	
	15.20	14.00	17.30	16.10	17.40	19.10	20.40	22.05	22.40	23.15	8.95	8.90	
	15.30	14.10	17.40	16.20	17.50	19.20	20.50	22.15	22.50	23.25	9.05	9.00	
	15.40	14.20	17.50	16.30	18.00	19.30	21.00	22.25	23.00	23.35	9.15	9.10	
	15.50	14.30	18.00	16.40	18.10	19.40	21.10	22.35	23.10	23.45	9.25	9.20	
	16.00	14.40	18.10	16.50	18.20	19.50	21.20	22.45	23.20	23.55	9.35	9.30	
	16.10	14.50	18.20	17.00	18.30	20.00	21.30	22.55	23.30	24.05	9.45	9.40	
	16.20	15.00	18.30	17.10	18.40	20.10	21.40	23.05	23.40	24.15	9.55	9.50	
	16.30	15.10	18.40	17.20	18.50	20.20	21.50	23.15	23.50	24.25	9.65	9.60	
	16.40	15.20	18.50	17.30	19.00	20.30	22.00	23.25	24.00	24.35	9.75	9.70	
	16.50	15.30	19.00	17.40	19.10	20.40	22.10	23.35	24.10	24.45	9.85	9.80	
	17.00	15.40	19.10	17.50	19.20	20.50	22.20	23.45	24.20	24.55	9.95	9.90	
	17.10	15.50	19.20	18.00	19.30	21.00	22.30	23.55	24.30	25.05	10.05	10.00	
	17.20	16.00	19.30	18.10	19.40	21.10	22.40	24.05	24.40	25.15	10.15	10.10	
	17.30	16.10	19.40	18.20	19.50	21.20	22.50	24.15	24.50	25.25	10.25	10.20	
	17.40	16.20	19.50	18.30									

La Junta and Denver

26 Daily	9-64 Daily	9-11 Daily	24 Daily	5 Daily	Mis.	Table 35	25-8-22 Daily	23-14 Daily	12-22 Daily	6 Daily	13 Daily
AM	AM	AM	AM	PM	0.0	(See Note)	PM	AM	PM	AM	AM
9:45	9:45	9:30	8:45	8:00	451.1	Ar Chicago, Ill.	9:15	7:25	9:15	8:10	
11:10	11:10	11:20	10:35	9:50	991.5	Ar Kansas City	11:15	10:45	11:15	10:10	
11:35	11:35	11:45	10:50	10:05	1002.2	Ar La Junta, Colo.	11:20	10:50	11:20	10:15	
11:49	11:49	11:59	11:05	10:20	1007.6	Lv La Junta 2, 3, 37, 47	11:25	10:55	11:25	10:20	
12:05	12:05	12:15	11:15	10:30	1011.1	Lv Yoman	11:30	11:00	11:30	10:25	
12:23	12:23	12:33	11:25	10:40	1016.6	Lv Rocky Ford	11:35	11:05	11:35	10:30	
C. & S. 6:04 Daily	6:04	6:14	5:15	4:30	1019.7	Lv Manzanola	11:40	11:10	11:40	10:35	
1:10 AM	1:10	1:20	1:25	1:40	1026.8	Lv Elder	11:45	11:15	11:45	10:40	
2:55	2:55	3:05	2:05	1:20	1032.2	Lv Fowler	11:50	11:20	11:50	10:45	
5:53	5:53	6:03	5:05	4:20	1038.2	Lv Nepesta	11:55	11:25	11:55	10:50	
6:08	6:08	6:18	5:15	4:30	1043.2	Lv Boone	12:00	11:30	12:00	10:55	
6:16	6:16	6:26	5:20	4:35	1048.2	Lv Avondale	12:05	11:35	12:05	11:00	
6:26	6:26	6:36	5:25	4:40	1054.2	Lv Nyberg	12:10	11:40	12:10	11:05	
6:36	6:36	6:46	5:30	4:45	1059.2	Lv Devine	12:15	11:45	12:15	11:10	
6:45	6:45	6:55	5:35	4:50	1065.4	Lv Baxter	12:20	11:50	12:20	11:15	
6:53	6:53	7:03	5:40	4:55	1070.5	Lv Pueblo (U. D.) 88	12:25	11:55	12:25	11:20	
6:59	6:59	7:09	5:45	5:00	1075.5	Lv Pueblo (U. D.) 88	12:30	12:00	12:30	11:25	
7:08	7:08	7:18	5:50	5:05	1082.0	Lv Bragdon (U. D.)	12:35	12:05	12:35	11:30	
7:16	7:16	7:26	5:55	5:10	1087.0	Lv Pinon (S)	12:40	12:10	12:40	11:35	
7:26	7:26	7:36	6:00	5:15	1092.0	Lv Henkel (D)	12:45	12:15	12:45	11:40	
7:34	7:34	7:44	6:05	5:20	1097.0	Lv Wigwam (D)	12:50	12:20	12:50	11:45	
7:36	7:36	7:46	6:10	5:25	1102.0	Lv Buttes (S)	12:55	12:25	12:55	11:50	
7:45	7:45	7:55	6:15	5:30	1107.0	Lv Holmes (S)	1:00	12:30	1:00	11:55	
7:53	7:53	8:03	6:20	5:35	1112.0	Lv Fontaine (S)	1:05	12:35	1:05	12:00	
7:59	7:59	8:09	6:25	5:40	1117.0	Lv Fossil (D)	1:10	12:40	1:10	12:05	
8:08	8:08	8:18	6:30	5:45	1122.0	Lv Widefield (D)	1:15	12:45	1:15	12:10	
8:16	8:16	8:26	6:35	5:50	1127.0	Lv Skippers (S)	1:20	12:50	1:20	12:15	
8:26	8:26	8:36	6:40	5:55	1132.0	Lv Kelker (D)	1:25	12:55	1:25	12:20	
8:36	8:36	8:46	6:45	6:00	1137.0	Lv Colorado Spgs (D) Lv	1:30	13:00	1:30	12:25	
8:45	8:45	8:55	6:50	6:05	1142.0	Lv Colorado Spgs (D) Lv	1:35	13:05	1:35	12:30	
8:53	8:53	9:03	6:55	6:10	1147.0	Lv Pikeview (D)	1:40	13:10	1:40	12:35	
8:59	8:59	9:09	7:00	6:15	1152.0	Lv Breed (D)	1:45	13:15	1:45	12:40	
9:03	9:03	9:13	7:05	6:20	1157.0	Lv Edgerton (D)	1:50	13:20	1:50	12:45	
9:15	9:15	9:25	7:10	6:25	1162.0	Lv Sommers (D)	1:55	13:25	1:55	12:50	
9:20	9:20	9:30	7:15	6:30	1167.0	Lv Husted (D)	2:00	13:30	2:00	12:55	
9:25	9:25	9:35	7:20	6:35	1172.0	Lv Pring (D)	2:05	13:35	2:05	13:00	
9:30	9:30	9:40	7:25	6:40	1177.0	Lv Borst (D)	2:10	13:40	2:10	13:05	
9:40	9:40	9:50	7:30	6:45	1182.0	Lv Monument (D)	2:15	13:45	2:15	13:10	
9:45	9:45	9:55	7:35	6:50	1187.0	Lv Palmer Lake (D)	2:20	13:50	2:20	13:15	
9:50	9:50	10:00	7:40	6:55	1192.0	Lv Spruce (D)	2:25	13:55	2:25	13:20	
9:55	9:55	10:05	7:45	7:00	1197.0	Lv Greenland (S)	2:30	14:00	2:30	13:25	
10:00	10:00	10:10	7:50	7:05	1202.0	Lv Lakapour (S)	2:35	14:05	2:35	13:30	
10:05	10:05	10:15	7:55	7:10	1207.0	Lv Tomah (S)	2:40	14:10	2:40	13:35	
10:10	10:10	10:20	8:00	7:15	1212.0	Lv Douglas (D)	2:45	14:15	2:45	13:40	
10:15	10:15	10:25	8:05	7:20	1217.0	Lv Castle Rock (S)	2:50	14:20	2:50	13:45	
10:20	10:20	10:30	8:10	7:25	1222.0	Lv Plateau (D)	2:55	14:25	2:55	13:50	
10:25	10:25	10:35	8:15	7:30	1227.0	Lv Sedalia (D)	3:00	14:30	3:00	13:55	
10:30	10:30	10:40	8:20	7:35	1232.0	Lv Gann (S)	3:05	14:35	3:05	14:00	
10:35	10:35	10:45	8:25	7:40	1237.0	Lv Louviers (D)	3:10	14:40	3:10	14:05	
10:40	10:40	10:50	8:30	7:45	1242.0	Lv Acequia (D)	3:15	14:45	3:15	14:10	
10:45	10:45	10:55	8:35	7:50	1247.0	Lv Struby (S)	3:20	14:50	3:20	14:15	
10:50	10:50	11:00	8:40	7:55	1252.0	Lv Wolbur (D)	3:25	14:55	3:25	14:20	
10:55	10:55	11:05	8:45	8:00	1257.0	Lv Englewood (D)	3:30	15:00	3:30	14:25	
11:00	11:00	11:10	8:50	8:05	1262.0	Lv So. Denver (U. D.) Lv	3:35	15:05	3:35	14:30	

Albuquerque and El Paso

15 Daily	21-6-18 Daily	9-13 Daily	Miles	Table 36	14 Daily	16-9-22 Daily
AM	AM	AM			AM	AM
10:30	10:30	9:45	0.0	Lv Chicago	7:25	9:15
10:45	10:45	9:45	451.1	Ar Kansas City	7:30	9:15
11:00	11:00	10:15	1839.0	Ar Albuquerque	7:35	11:45
11:15	11:15	10:30	1839.0	Lv Albuquerque	7:40	4:50
11:30	11:30	10:45	1839.0	Lv Barr	7:45	4:50
11:45	11:45	11:00	1839.0	Lv Isleta	7:50	4:50
12:00	12:00	11:15	1839.0	Lv Los Lunas	7:55	4:50
12:15	12:15	11:30	1839.0	Lv Belen 23	8:00	4:50
12:30	12:30	11:45	1839.0	Lv Belen 23	8:05	4:50
12:45	12:45	12:00	1839.0	Lv Belen 23	8:10	4:50
1:00	1:00	12:15	1839.0	Lv Belen 23	8:15	4:50
1:15	1:15	12:30	1839.0	Lv Belen 23	8:20	4:50
1:30	1:30	12:45	1839.0	Lv Belen 23	8:25	4:50
1:45	1:45	1:00	1839.0	Lv Belen 23	8:30	4:50
2:00	2:00	1:15	1839.0	Lv Belen 23	8:35	4:50
2:15	2:15	1:30	1839.0	Lv Belen 23	8:40	4:50
2:30	2:30	1:45	1839.0	Lv Belen 23	8:45	4:50
2:45	2:45	2:00	1839.0	Lv Belen 23	8:50	4:50
3:00	3:00	2:15	1839.0	Lv Belen 23	8:55	4:50
3:15	3:15	2:30	1839.0	Lv Belen 23	9:00	4:50
3:30	3:30	2:45	1839.0	Lv Belen 23	9:05	4:50
3:45	3:45	3:00	1839.0	Lv Belen 23	9:10	4:50
4:00	4:00	3:15	1839.0	Lv Belen 23	9:15	4:50
4:15	4:15	3:30	1839.0	Lv Belen 23	9:20	4:50
4:30	4:30	3:45	1839.0	Lv Belen 23	9:25	4:50
4:45	4:45	4:00	1839.0	Lv Belen 23	9:30	4:50
5:00	5:00	4:15	1839.0	Lv Belen 23	9:35	4:50
5:15	5:15	4:30	1839.0	Lv Belen 23	9:40	4:50
5:30	5:30	4:45	1839.0	Lv Belen 23	9:45	4:50
5:45	5:45	5:00	1839.0	Lv Belen 23	9:50	4:50
6:00	6:00	5:15	1839.0	Lv Belen 23	9:55	4:50
6:15	6:15	5:30	1839.0	Lv Belen 23	10:00	4:50
6:30	6:30	5:45	1839.0	Lv Belen 23	10:05	4:50
6:45	6:45	6:00	1839.0	Lv Belen 23	10:10	4:50
7:00	7:00	6:15	1839.0	Lv Belen 23	10:15	4:50

Numbers against stations refer to tables showing connecting trains.

Pueblo, Rockvale and Cañon City

Read down	Mis.	Table 38	Read up
0	0	Lv Pueblo, U. D. 35 Ar	
1.8	1.8	Ar Cañon Junction	
12.0	12.0	Lv Livelys	
14.9	14.9	Ar Taylor's	
21.4	21.4	Lv Woodruff	
27.2	27.2	Ar Portland	
30.8	30.8	Lv Dean	
32.9	32.9	Ar Florence	
38.8	38.8	Lv Clelland	
37.0	37.0	Ar Rockvale	
35.4	35.4	Lv Brewster	
37.1	37.1	Ar Brookside Jct. Lv	
40.7	40.7	Ar Cañon City	

Kornman Jr. and Lamar

Read down	Mis.	Table 39	Read up
87	87	Lv Kornman Jr.	
99	99	Ar Lamar	
81	81	Lv Kornman Jr.	
79	79	Ar Lamar	
105	105	Lv Kornman Jr.	
110	110	Ar Lamar	
116	116	Lv Kornman Jr.	
120	120	Ar Lamar	
115	115	Lv Kornman Jr.	
130	130	Ar Lamar	

Reference Marks
 * Fred Harvey meal stop. † Lunch room (not Fred Harvey service). ‡ Stops to discharge paying passengers from east of Albuquerque and east and west of Belen. § Stops to discharge paying passengers for points shown in Table 37. ¶ Stops to points east thereof, where this train is scheduled to stop. †† Stops to discharge paying passengers from Colo. Spgs., Pueblo, and east. ††† Stops to discharge paying passengers from east or south of La Junta. †††† Stops to receive paying passengers ticketed to points east or south of Newton, D. - Denver & Rio Grande Western Station. ††††† Santa Fe Station, U. D. - Union Depot. †††††† Mon., Wed., Fri. only. ††††††† Tues., Thurs., Sat. only.

The Atchison, Topeka and Santa Fe Railway - Branches.

Read down	Mis.	Table 43	Read up
27	27	Lv Henrietta	
10.10AM	10.10AM	Ar St. Joseph	
2.30AM	2.30AM	Lv Henrietta	
2.40PM	2.40PM	Ar St. Joseph	
3.10PM	3.10PM	Lv Henrietta	
3.20PM	3.20PM	Ar St. Joseph	
3.30PM	3.30PM	Lv Henrietta	
3.40PM	3.40PM	Ar St. Joseph	
3.50PM	3.50PM	Lv Henrietta	
4.00PM	4.00PM	Ar St. Joseph	
4.10PM	4.10PM	Lv Henrietta	
4.20PM	4.20PM	Ar St. Joseph	

The Atchison, Topeka and Santa Fe Railway—Branches.

Augusta Mulvane and Wellington.

Read down		Read up	
325 Ex. Su. Daily	21 Daily	1 Daily	326 Ex. Su. Daily
AM	PM	AM	PM
Mixed train	4:50	6:10	Mixed train
6:40	6:20	27.2	2:30
6:08	6:50	12.8	1:35
11:15	5.7	10.15	9:30
11:35	5.7	9:30	9:30
12:01	12.1	9:15	9:15
12:20	16.8	9:00	9:00
12:40	21.1	8:45	8:45
1:05	6:09	2:05	1:05
1:35	6:20	1:55	1:25
2:00	6:30	1:30	1:30
2:30	6:50	12:30	7:50

Scott City and Garden City.

Read down		Read up	
97 Ex. Sun. MIs	Table 64	96 Ex. Sun. MIs	Table 65
AM	PM	AM	PM
11:20	8.9	10:40	12:45
11:45	16.5	1:10	6.6
12:05	23.4	1:28	13.2
12:25	29.7	1:46	17.0
12:45	32.6	1:59	20.9
12:59	35.1	2:10	23.9
1:15	38.2	2:20	30.7
		2:30	37.7
		2:40	40.7
		2:50	43.4
		3:05	44.4
		3:15	46.2
		4:00	46.2

Kansas City Chanute and Tulsa.

Read down		Read up	
209 Ex. Sun. Daily	207 Daily	1-203 Daily	2-201 Daily
AM	PM	AM	PM
3:00	4:15	11:05	8:20
4:15	4:27	11:15	8:33
4:30	4:32	11:20	8:45
4:35	4:38	11:25	8:57
4:40	4:43	11:30	9:09
4:45	4:48	11:35	9:21
4:50	4:52	11:40	9:33
4:55	4:57	11:45	9:45
5:00	5:00	11:50	9:57
5:05	5:03	11:55	10:09
5:10	5:08	12:00	10:21
5:15	5:13	12:05	10:33
5:20	5:18	12:10	10:45
5:25	5:23	12:15	10:57
5:30	5:28	12:20	11:09
5:35	5:33	12:25	11:21
5:40	5:38	12:30	11:33
5:45	5:43	12:35	11:45
5:50	5:48	12:40	11:57
5:55	5:53	12:45	12:09
6:00	5:58	12:50	12:21
6:05	6:03	12:55	12:33
6:10	6:08	1:00	12:45
6:15	6:13	1:05	12:57
6:20	6:18	1:10	13:09
6:25	6:23	1:15	13:21
6:30	6:28	1:20	13:33
6:35	6:33	1:25	13:45
6:40	6:38	1:30	13:57
6:45	6:43	1:35	14:09
6:50	6:48	1:40	14:21
6:55	6:53	1:45	14:33
7:00	6:58	1:50	14:45
7:05	7:03	1:55	14:57
7:10	7:08	2:00	15:09
7:15	7:13	2:05	15:21
7:20	7:18	2:10	15:33
7:25	7:23	2:15	15:45
7:30	7:28	2:20	15:57
7:35	7:33	2:25	16:09
7:40	7:38	2:30	16:21
7:45	7:43	2:35	16:33
7:50	7:48	2:40	16:45
7:55	7:53	2:45	16:57
8:00	7:58	2:50	17:09
8:05	8:03	2:55	17:21
8:10	8:08	3:00	17:33
8:15	8:13	3:05	17:45
8:20	8:18	3:10	17:57
8:25	8:23	3:15	18:09
8:30	8:28	3:20	18:21
8:35	8:33	3:25	18:33
8:40	8:38	3:30	18:45
8:45	8:43	3:35	18:57
8:50	8:48	3:40	19:09
8:55	8:53	3:45	19:21
9:00	8:58	3:50	19:33
9:05	9:03	3:55	19:45
9:10	9:08	4:00	19:57
9:15	9:13	4:05	20:09
9:20	9:18	4:10	20:21
9:25	9:23	4:15	20:33
9:30	9:28	4:20	20:45
9:35	9:33	4:25	20:57
9:40	9:38	4:30	21:09
9:45	9:43	4:35	21:21
9:50	9:48	4:40	21:33
9:55	9:53	4:45	21:45
10:00	9:58	4:50	21:57
10:05	10:03	4:55	22:09
10:10	10:08	5:00	22:21
10:15	10:13	5:05	22:33
10:20	10:18	5:10	22:45
10:25	10:23	5:15	22:57
10:30	10:28	5:20	23:09
10:35	10:33	5:25	23:21
10:40	10:38	5:30	23:33
10:45	10:43	5:35	23:45
10:50	10:48	5:40	23:57
10:55	10:53	5:45	24:09
11:00	10:58	5:50	24:21
11:05	11:03	5:55	24:33
11:10	11:08	6:00	24:45
11:15	11:13	6:05	24:57
11:20	11:18	6:10	25:09
11:25	11:23	6:15	25:21
11:30	11:28	6:20	25:33
11:35	11:33	6:25	25:45
11:40	11:38	6:30	25:57
11:45	11:43	6:35	26:09
11:50	11:48	6:40	26:21
11:55	11:53	6:45	26:33
12:00	11:58	6:50	26:45
12:05	12:03	6:55	26:57
12:10	12:08	7:00	27:09
12:15	12:13	7:05	27:21
12:20	12:18	7:10	27:33
12:25	12:23	7:15	27:45
12:30	12:28	7:20	27:57
12:35	12:33	7:25	28:09
12:40	12:38	7:30	28:21
12:45	12:43	7:35	28:33
12:50	12:48	7:40	28:45
12:55	12:53	7:45	28:57
1:00	12:58	7:50	29:09
1:05	13:03	7:55	29:21
1:10	13:08	8:00	29:33
1:15	13:13	8:05	29:45
1:20	13:18	8:10	29:57
1:25	13:23	8:15	30:09
1:30	13:28	8:20	30:21
1:35	13:33	8:25	30:33
1:40	13:38	8:30	30:45
1:45	13:43	8:35	30:57
1:50	13:48	8:40	31:09
1:55	13:53	8:45	31:21
2:00	13:58	8:50	31:33
2:05	14:03	8:55	31:45
2:10	14:08	9:00	31:57
2:15	14:13	9:05	32:09
2:20	14:18	9:10	32:21
2:25	14:23	9:15	32:33
2:30	14:28	9:20	32:45
2:35	14:33	9:25	32:57
2:40	14:38	9:30	33:09
2:45	14:43	9:35	33:21
2:50	14:48	9:40	33:33
2:55	14:53	9:45	33:45
3:00	14:58	9:50	33:57
3:05	15:03	9:55	34:09
3:10	15:08	10:00	34:21
3:15	15:13	10:05	34:33
3:20	15:18	10:10	34:45
3:25	15:23	10:15	34:57
3:30	15:28	10:20	35:09
3:35	15:33	10:25	35:21
3:40	15:38	10:30	35:33
3:45	15:43	10:35	35:45
3:50	15:48	10:40	35:57
3:55	15:53	10:45	36:09
4:00	15:58	10:50	36:21
4:05	16:03	10:55	36:33
4:10	16:08	11:00	36:45
4:15	16:13	11:05	36:57
4:20	16:18	11:10	37:09
4:25	16:23	11:15	37:21
4:30	16:28	11:20	37:33
4:35	16:33	11:25	37:45
4:40	16:38	11:30	37:57
4:45	16:43	11:35	38:09
4:50	16:48	11:40	38:21
4:55	16:53	11:45	38:33
5:00	16:58	11:50	38:45
5:05	17:03	11:55	38:57
5:10	17:08	12:00	39:09
5:15	17:13	12:05	39:21
5:20	17:18	12:10	39:33
5:25	17:23	12:15	39:45
5:30	17:28	12:20	39:57
5:35	17:33	12:25	40:09
5:40	17:38	12:30	40:21
5:45	17:43	12:35	40:33
5:50	17:48	12:40	40:45
5:55	17:53	12:45	40:57
6:00	17:58	12:50	41:09
6:05	18:03	12:55	41:21
6:10	18:08	1:00	41:33
6:15	18:13	1:05	41:45
6:20	18:18	1:10	41:57
6:25	18:23	1:15	42:09
6:30	18:28	1:20	42:21
6:35	18:33	1:25	42:33
6:40	18:38	1:30	42:45
6:45	18:43	1:35	42:57
6:50	18:48	1:40	43:09
6:55	18:53	1:45	43:21
7:00	18:58	1:50	43:33
7:05	19:03	1:55	43:45
7:10	19:08	2:00	43:57
7:15	19:13	2:05	44:09
7:20	19:18	2:10	44:21
7:25	19:23	2:15	44:33
7:30	19:28	2:20	44:45
7:35	19:33	2:25	44:57
7:40	19:38	2:30	45:09
7:45	19:43	2:35	45:21
7:50	19:48	2:40	45:33
7:55	19:53	2:45	45:45
8:00	19:58	2:50	45:57
8:05	20:03	2:55	46:09
8:10	20:08	3:00	46:21
8:15	20:13	3:05	46:33
8:20	20:18	3:10	46:45
8:25	20:23	3:15	46:57
8:30	20:28	3:20	47:09
8:35	20:33	3:25	47:21
8:40	20:38	3:30	47:33
8:45	20:43	3:35	47:45
8:50	20:48	3:40	47:57
8:55	20:53	3:45	48:09
9:00	20:58	3:50	48:21
9:05	21:03	3:55	48:33
9:10	21:08	4:00	48:45
9:15	21:13	4:05	48:57
9:20	21:18	4:10	49:09
9:25	21:23	4:15	49:21
9:30	21:28	4:20	49:33
9:35	21:33	4:25	49:45
9:40	21:38	4:30	49:57
9:45	21:43	4:35	50:09
9:50	21:48	4:40	50:21
9:55	21:53	4:45	50:33
10:00	21:58	4:50	50:45
10:05	22:03	4:55	50:57
10:10	22:08	5:00	51:09
10:15	22:13	5:05	51:21
10:20	22:18	5:10	51:33
10:25	22:23	5:15	5

Read down		Los Angeles and San Diego.		Read up	
78	76	74	72	70	75
AM	PM	PM	Daily	Daily	PM
1:00	6:40	2:30	9:00	7:15	5:40
1:16	u	w	v	12:50	9:50
1:33	u	w	v	12:50	9:50
1:50	u	w	v	12:50	9:50
2:07	u	w	v	12:50	9:50
2:24	u	w	v	12:50	9:50
2:41	u	w	v	12:50	9:50
2:58	u	w	v	12:50	9:50
3:15	u	w	v	12:50	9:50
3:32	u	w	v	12:50	9:50
3:49	u	w	v	12:50	9:50
4:06	u	w	v	12:50	9:50
4:23	u	w	v	12:50	9:50
4:40	u	w	v	12:50	9:50
4:57	u	w	v	12:50	9:50
5:14	u	w	v	12:50	9:50
5:31	u	w	v	12:50	9:50
5:48	u	w	v	12:50	9:50
6:05	u	w	v	12:50	9:50
6:22	u	w	v	12:50	9:50
6:39	u	w	v	12:50	9:50
6:56	u	w	v	12:50	9:50
7:13	u	w	v	12:50	9:50
7:30	u	w	v	12:50	9:50
7:47	u	w	v	12:50	9:50
8:04	u	w	v	12:50	9:50
8:21	u	w	v	12:50	9:50
8:38	u	w	v	12:50	9:50
8:55	u	w	v	12:50	9:50
9:12	u	w	v	12:50	9:50
9:29	u	w	v	12:50	9:50
9:46	u	w	v	12:50	9:50
10:03	u	w	v	12:50	9:50
10:20	u	w	v	12:50	9:50
10:37	u	w	v	12:50	9:50
10:54	u	w	v	12:50	9:50
11:11	u	w	v	12:50	9:50
11:28	u	w	v	12:50	9:50
11:45	u	w	v	12:50	9:50
12:02	u	w	v	12:50	9:50
12:19	u	w	v	12:50	9:50
12:36	u	w	v	12:50	9:50
12:53	u	w	v	12:50	9:50
1:10	u	w	v	12:50	9:50
1:27	u	w	v	12:50	9:50
1:44	u	w	v	12:50	9:50
2:01	u	w	v	12:50	9:50
2:18	u	w	v	12:50	9:50
2:35	u	w	v	12:50	9:50
2:52	u	w	v	12:50	9:50
3:09	u	w	v	12:50	9:50
3:26	u	w	v	12:50	9:50
3:43	u	w	v	12:50	9:50
4:00	u	w	v	12:50	9:50
4:17	u	w	v	12:50	9:50
4:34	u	w	v	12:50	9:50
4:51	u	w	v	12:50	9:50
5:08	u	w	v	12:50	9:50
5:25	u	w	v	12:50	9:50
5:42	u	w	v	12:50	9:50
5:59	u	w	v	12:50	9:50
6:16	u	w	v	12:50	9:50
6:33	u	w	v	12:50	9:50
6:50	u	w	v	12:50	9:50
7:07	u	w	v	12:50	9:50
7:24	u	w	v	12:50	9:50
7:41	u	w	v	12:50	9:50
7:58	u	w	v	12:50	9:50
8:15	u	w	v	12:50	9:50
8:32	u	w	v	12:50	9:50
8:49	u	w	v	12:50	9:50
9:06	u	w	v	12:50	9:50
9:23	u	w	v	12:50	9:50
9:40	u	w	v	12:50	9:50
9:57	u	w	v	12:50	9:50
10:14	u	w	v	12:50	9:50
10:31	u	w	v	12:50	9:50
10:48	u	w	v	12:50	9:50
11:05	u	w	v	12:50	9:50
11:22	u	w	v	12:50	9:50
11:39	u	w	v	12:50	9:50
11:56	u	w	v	12:50	9:50
12:13	u	w	v	12:50	9:50
12:30	u	w	v	12:50	9:50
12:47	u	w	v	12:50	9:50
1:04	u	w	v	12:50	9:50
1:21	u	w	v	12:50	9:50
1:38	u	w	v	12:50	9:50
1:55	u	w	v	12:50	9:50
2:12	u	w	v	12:50	9:50
2:29	u	w	v	12:50	9:50
2:46	u	w	v	12:50	9:50
3:03	u	w	v	12:50	9:50
3:20	u	w	v	12:50	9:50
3:37	u	w	v	12:50	9:50
3:54	u	w	v	12:50	9:50
4:11	u	w	v	12:50	9:50
4:28	u	w	v	12:50	9:50
4:45	u	w	v	12:50	9:50
5:02	u	w	v	12:50	9:50
5:19	u	w	v	12:50	9:50
5:36	u	w	v	12:50	9:50
5:53	u	w	v	12:50	9:50
6:10	u	w	v	12:50	9:50
6:27	u	w	v	12:50	9:50
6:44	u	w	v	12:50	9:50
7:01	u	w	v	12:50	9:50
7:18	u	w	v	12:50	9:50
7:35	u	w	v	12:50	9:50
7:52	u	w	v	12:50	9:50
8:09	u	w	v	12:50	9:50
8:26	u	w	v	12:50	9:50
8:43	u	w	v	12:50	9:50
9:00	u	w	v	12:50	9:50
9:17	u	w	v	12:50	9:50
9:34	u	w	v	12:50	9:50
9:51	u	w	v	12:50	9:50
10:08	u	w	v	12:50	9:50
10:25	u	w	v	12:50	9:50
10:42	u	w	v	12:50	9:50
10:59	u	w	v	12:50	9:50
11:16	u	w	v	12:50	9:50
11:33	u	w	v	12:50	9:50
11:50	u	w	v	12:50	9:50
12:07	u	w	v	12:50	9:50
12:24	u	w	v	12:50	9:50
12:41	u	w	v	12:50	9:50
12:58	u	w	v	12:50	9:50
1:15	u	w	v	12:50	9:50
1:32	u	w	v	12:50	9:50
1:49	u	w	v	12:50	9:50
2:06	u	w	v	12:50	9:50
2:23	u	w	v	12:50	9:50
2:40	u	w	v	12:50	9:50
2:57	u	w	v	12:50	9:50
3:14	u	w	v	12:50	9:50
3:31	u	w	v	12:50	9:50
3:48	u	w	v	12:50	9:50
4:05	u	w	v	12:50	9:50
4:22	u	w	v	12:50	9:50
4:39	u	w	v	12:50	9:50
4:56	u	w	v	12:50	9:50
5:13	u	w	v	12:50	9:50
5:30	u	w	v	12:50	9:50
5:47	u	w	v	12:50	9:50
6:04	u	w	v	12:50	9:50
6:21	u	w	v	12:50	9:50
6:38	u	w	v	12:50	9:50
6:55	u	w	v	12:50	9:50
7:12	u	w	v	12:50	9:50
7:29	u	w	v	12:50	9:50
7:46	u	w	v	12:50	9:50
8:03	u	w	v	12:50	9:50
8:20	u	w	v	12:50	9:50
8:37	u	w	v	12:50	9:50
8:54	u	w	v	12:50	9:50
9:11	u	w	v	12:50	9:50
9:28	u	w	v	12:50	9:50
9:45	u	w	v	12:50	9:50
10:02	u	w	v	12:50	9:50
10:19	u	w	v	12:50	9:50
10:36	u	w	v	12:50	9:50
10:53	u	w	v	12:50	9:50
11:10	u	w	v	12:50	9:50
11:27	u	w	v	12:50	9:50
11:44	u	w	v	12:50	9:50
12:01	u	w	v	12:50	9:50
12:18	u	w	v	12:50	9:50
12:35	u	w	v	12:50	9:50
12:52	u	w	v	12:50	9:50
1:09	u	w	v	12:50	9:50
1:26	u	w	v	12:50	9:50
1:43	u	w	v	12:50	9:50
2:00	u	w	v	12:50	9:50
2:17	u	w	v	12:50	9:50
2:34	u	w	v	12:50	9:50
2:51	u	w	v	12:50	9:50
3:08	u	w	v	12:50	9:50
3:25	u	w	v	12:50	9:50
3:42	u	w	v	12:50	9:50
3:59	u	w	v	12:50	9:50
4:16	u	w	v	12:50	9:50
4:33	u	w	v	12:50	9:50
4:50	u	w	v	12:50	9:50
5:07	u	w	v	12:50	9:50
5:24	u	w	v	12:50	9:50
5:41	u	w	v	12:50	9:50
5:58	u	w	v	12:50	9:50
6:15	u	w	v	12:50	9:50
6:32	u	w	v	12:50	9:50
6:49	u	w	v	12:50	9:50
7:06	u	w	v	12:50	9:50
7:23	u	w	v	12:50	9:50
7:40	u	w	v	12:50	9:50
7:57	u	w	v	12:50	9:50
8:14	u	w	v	12:50	9:50
8:31	u	w	v	12:50	9:50
8:48	u	w	v	12:50	9:50
9:05	u	w	v	12:50	9:50
9:22	u	w	v	12:50	9:50
9:39	u	w	v	12:50	9:50
9:56	u	w	v	12:50	9:50
10:13	u	w	v	12:50	9:50
10:30	u	w	v	12:50	9:50
10:47	u	w	v	12:50	9:50
11:04	u	w	v	12:50	9:50
11:21	u	w	v	12:50	9:50
11:38	u	w	v	12:50	9:50
11:55	u	w	v	12:50	9:50
12:12	u	w	v	12:50	9:50
12:29	u	w	v	12:50	9:50
12:46	u	w	v	12:50	9:50
1:03	u	w	v	12:50	

Atchison, Topeka & Santa Fe Railway—Branches

Arkansas City and South Shawnee.

Read down		Table 100		Read up	
403 Daily	17 407 Mls.	404 Daily	18 404 Daily	404 Daily	18 404 Daily
10:00 PM	0	Lv. Kansas City	Ar	7:00 PM	0
7:40 AM	278.5	Ar. Arkansas City	Lv	8:20 AM	0
8:05 PM	0	Lv. Arkansas City 99, 101 Ar	6:10	8:20 AM	0
8:05 PM	12.3	Ar. Newkirk	5:40	8:20 AM	0
8:10 PM	18.3	Ar. Mervine	5:28	8:20 AM	0
8:15 PM	23.0	Ar. Uncas	5:16	8:20 AM	0
8:20 PM	28.8	Ar. Kaw	5:03	8:20 AM	0
8:25 PM	32.9	Ar. Apperson	4:52	8:20 AM	0
8:30 PM	37.1	Ar. Burbank	4:43	8:20 AM	0
8:35 PM	41.7	Ar. Remington	4:34	8:20 AM	0
8:40 PM	47.0	Ar. Fairfax	4:20	8:20 AM	0
8:45 PM	54.5	Ar. Ralston	4:16	8:20 AM	0
8:50 PM	59.6	Ar. Jobea	4:08	8:20 AM	0
8:55 PM	63.7	Lv. Skedee 98	3:50	8:20 AM	0
9:00 PM	72.1	Ar. Pawnee	3:28	8:20 AM	0
9:05 PM	75.4	Ar. Stillwater	3:20	8:20 AM	0
9:10 PM	79.1	Ar. Ripley 98, 105	2:05	8:20 AM	0
9:15 PM	85.0	Ar. Cody	7:41	8:20 AM	0
9:20 PM	88.8	Ar. Maramec	7:30	8:20 AM	0
9:25 PM	93.1	Ar. Quay	7:17	8:20 AM	0
9:30 PM	97.8	Ar. Yale	7:07	8:20 AM	0
9:35 PM	102.0	Ar. Cartoco	6:45	8:20 AM	0
9:40 PM	106.5	Lv. Norfolk	7:00	8:20 AM	0
9:45 PM	111.0	Ar. Cushing 97, 98, 105 Ar	1:20	8:20 AM	0
9:50 PM	115.5	Ar. Avery	1:08	8:20 AM	0
9:55 PM	120.0	Ar. Kendrick	1:04	8:20 AM	0
10:00 PM	124.5	Ar. Davenport	12:54	8:20 AM	0
10:05 PM	129.0	Ar. Sparks	12:29	8:20 AM	0
10:10 PM	133.5	Ar. Payson	12:15	8:20 AM	0
10:15 PM	138.0	Ar. Meeker	12:05	8:20 AM	0
10:20 PM	142.5	Ar. Aydelotte	11:55	8:20 AM	0
10:25 PM	147.0	Ar. Shawnee 102	11:40	8:20 AM	0
10:30 PM	151.5	Ar. So. Shawnee 102 Lv	11:15	8:20 AM	0

Shawnee and Pauls Valley.

Read down		Table 102		Read up	
317 Daily	Mls.	318 Daily	318 Daily	411 Ex. Sun. Mxd.	412 Ex. Sun. Mxd.
8:35 AM	0	Lv. Shawnee 100	Ar	3:20 PM	0
8:43 AM	1.6	Ar. So. Shawnee 100	3:20	3:20 PM	0
8:46 AM	2.6	Ar. Thackery	3:04	3:20 PM	0
8:50 AM	4.4	Ar. Tecumseh	3:01	3:20 PM	0
8:55 AM	6.2	Ar. Brooksville	2:49	3:20 PM	0
9:00 AM	8.0	Ar. Macomb	2:39	3:20 PM	0
9:05 AM	9.8	Ar. Tribbey	2:30	3:20 PM	0
9:10 AM	11.6	Ar. Trousdale	2:19	3:20 PM	0
9:15 AM	13.4	Ar. Wanette	2:09	3:20 PM	0
9:20 AM	15.2	Ar. Byars 106	1:59	3:20 PM	0
9:25 AM	17.0	Ar. Boudnot	1:49	3:20 PM	0
9:30 AM	18.8	Ar. Clvit	1:37	3:20 PM	0
9:35 AM	20.6	Ar. Iroquois	1:31	3:20 PM	0
9:40 AM	22.4	Ar. Pauls Valley 98, 107 Lv	1:20	3:20 PM	0

Davis and Sulphur. (All Mixed trains)

Read down		Table 104		Read up	
305 Daily	303 Daily	304 Daily	306 Daily	304 Daily	306 Daily
5:25 PM	12:40	0	Lv. Davis 107	Ar	11:10
6:00 PM	1:15	9.3	Ar. Sulphur (Platt National Park)	Lv	10:35

Ripley and Cushing.

Read down		Table 105		Read up	
407 Daily	431 Daily	408 Daily	432 Daily	407 Daily	431 Daily
12:50 PM	12:35	0	Lv. Ripley 98, 100	Ar	1:50
1:00 PM	12:45	4.2	Ar. Amber	Lv	1:38
1:20 PM	1:00	10.6	Ar. Cushing 97, 98, 100	Lv	1:20

Lehigh to Chickasha.

Read down		Table 106		Read up	
449 Ex. Sun. See Note	447 Ex. Sun. See Note	446 Daily	448 Daily	446 Daily	448 Daily
7:25 AM	0	Lv. Lehigh	Ar	12:45 PM	0
8:15 AM	8.9	Ar. Nixon	11:55	12:45 PM	0
8:40 AM	16.7	Ar. Tupelo	11:42	12:45 PM	0
8:55 AM	23.4	Ar. Stonewall	11:30	12:45 PM	0
9:10 AM	27.4	Ar. Frisco	11:17	12:45 PM	0
9:25 AM	31.8	Ar. Trux	11:05	12:45 PM	0
9:40 AM	35.8	Ar. Ada	10:52	12:45 PM	0
9:55 AM	39.8	Ar. Ada	10:40	12:45 PM	0
10:10 AM	43.8	Ar. Pickett	10:27	12:45 PM	0
10:25 AM	47.8	Ar. Conley	10:15	12:45 PM	0
10:40 AM	51.8	Ar. Center	10:02	12:45 PM	0
10:55 AM	55.8	Ar. Vanoss	9:50	12:45 PM	0
11:10 AM	59.8	Ar. Stratford	9:37	12:45 PM	0
11:25 AM	63.8	Ar. East Byars	9:25	12:45 PM	0
11:40 AM	67.8	Ar. Byars, 102	9:12	12:45 PM	0
11:55 AM	71.8	Ar. Rosedale	9:00	12:45 PM	0
12:10 PM	75.8	Ar. Vincennes	8:47	12:45 PM	0
12:25 PM	79.8	Ar. Thorrington	8:35	12:45 PM	0
12:40 PM	83.8	Ar. Purcell, 93, 107	8:22	12:45 PM	0
12:55 PM	87.8	Ar. Kirtorf	8:10	12:45 PM	0
1:10 PM	91.8	Ar. Washington	7:57	12:45 PM	0
1:25 PM	95.8	Ar. Cole	7:45	12:45 PM	0
1:40 PM	99.8	Ar. Blanchard	7:32	12:45 PM	0
1:55 PM	103.8	Ar. Middleberg	7:20	12:45 PM	0
2:10 PM	107.8	Ar. Tabler	7:07	12:45 PM	0
2:25 PM	111.8	Ar. Cornville	6:55	12:45 PM	0
2:40 PM	115.8	Ar. Chickasha	6:42	12:45 PM	0

NOTE: No. 449 is a freight train, does not always stop at depots and is operated on Tue., Thur. and Sat.

Gulf, Colorado & Santa Fe Railway

Table 107

Read down		Table 107		Read up	
9-11 Daily	9-17 Daily	6 Daily	18-22 Daily	12-22 Daily	6 Daily
9:45 AM	9:45 AM	6:00 PM	4:15 PM	9:15 PM	9:15 PM
9:30 AM	10:00 AM	4:51.0	Lv. Chicago	Ar	8:10
9:15 AM	10:30 AM	4:36.3	Ar. Kansas City	Lv	7:00
9:00 AM	11:00 AM	4:21.6	Ar. Newton	12:35	11:35
8:45 AM	11:30 AM	4:06.9	Ar. Wichita	11:25	10:25
8:30 AM	12:00 PM	3:52.2	Ar. Arkansas City	10:15	9:15
8:15 AM	12:30 PM	3:37.5	Ar. Oklahoma City	9:05	8:05
8:00 AM	1:00 PM	3:22.8	Ar. Purcell	7:55	6:55
7:45 AM	1:30 PM	3:08.1	Lv. Purcell 93, 106	6:45	5:45
7:30 AM	2:00 PM	2:53.4	Ar. Payne	5:35	4:35
7:15 AM	2:30 PM	2:38.7	Ar. Pauls Valley 98, 102	4:25	3:25
7:00 AM	3:00 PM	2:24.0	Ar. Wynnewood	3:15	2:15
6:45 AM	3:30 PM	2:09.3	Ar. Davis 104	2:05	1:05
6:30 AM	4:00 PM	1:54.6	Lv. Rayford	1:25	12:25
6:15 AM	4:30 PM	1:40.0	Ar. Dougherty	1:15	12:15
6:00 AM	5:00 PM	1:25.3	Ar. Berwyn	1:05	12:05
5:45 AM	5:30 PM	1:10.6	Ar. Maurice	9:55	11:55
5:30 AM	6:00 PM	1:00.0	Ar. Ardmore	8:45	10:45
5:15 AM	6:30 PM	9:50.3	Ar. Overbrook	7:35	9:35
5:00 AM	7:00 PM	9:40.6	Ar. Marietta	6:25	8:25
4:45 AM	7:30 PM	9:30.9	Ar. Bomar	5:15	7:15
4:30 AM	8:00 PM	9:21.2	Ar. Thackerville	4:05	6:05
4:15 AM	8:30 PM	9:11.5	Ar. Red	2:55	4:55
4:00 AM	9:00 PM	9:01.8	Ar. Gainesville	1:45	3:45
3:45 AM	9:30 PM	8:52.1	Lv. Valley View	1:35	3:35
3:30 AM	10:00 PM	8:42.4	Ar. Sanger	1:25	3:25
3:15 AM	10:30 PM	8:32.7	Ar. Krum	1:15	3:15
3:00 AM	11:00 PM	8:23.0	Ar. Ponder	1:05	3:05
2:45 AM	11:30 PM	8:13.3	Ar. Justin	9:55	11:55
2:30 AM	12:00 PM	8:03.6	Ar. Haslet	8:45	10:45
2:15 AM	12:30 PM	7:53.9	Ar. Saginaw	7:35	9:35
2:00 AM	1:00 PM	7:44.2	Ar. Fort Worth	6:25	8:25
1:45 AM	1:30 PM	7:34.5	Lv. Seminary Hill	5:15	7:15
1:30 AM	2:00 PM	7:24.8	Ar. Crowley	4:05	6:05
1:15 AM	2:30 PM	7:15.1	Ar. Joshua	2:55	4:55
1:00 AM	3:00 PM	7:05.4	Ar. Cleburne 108, 112	1:45	3:45
12:45 AM	3:30 PM	6:55.7	Lv. Rio Vista	1:35	3:35
12:30 AM	4:00 PM	6:46.0	Ar. Blum	1:25	3:25
12:15 AM	4:30 PM	6:36.3	Ar. Kopperl	1:15	3:15
12:00 AM	5:00 PM	6:26.6	Ar. Morgan	1:05	3:05
11:45 AM	5:30 PM	6:16.9	Ar. Meridian	9:55	11:55
11:30 AM	6:00 PM	6:07.2	Ar. Clifton	8:45	10:45
11:15 AM	6:30 PM	5:57.5	Ar. Valley Mills	7:35	9:35
11:00 AM	7:00 PM	5:47.8	Ar. Crawford	6:25	8:25
10:45 AM	7:30 PM	5:38.1	Ar. McGregor	5:15	7:15
10:30 AM	8:00 PM	5:28.4	Ar. Waco	4:05	6:05
10:15 AM	8:30 PM	5:18.7	Ar. Moody	2:55	4:55
10:00 AM	9:00 PM	5:09.0	Ar. Pendleton	1:45	3:45
9:45 AM	9:30 PM	4:59.3	Ar. Temple 110, 115	1:35	3:35
9:30 AM	10:00 PM	4:49.6	Lv. Temple	1:25	3:25
9:15 AM	10:30 PM	4:39.9	Ar. Heidenhelmer	1:15	3:15
9:00 AM	11:00 PM	4:30.2	Ar. Rogers	1:05	3:05
8:45 AM	11:30 PM	4:20.5	Ar. Buckholts	9:55	11:55
8:30 AM	12:00 PM	4:10.8	Ar. Pettibone	8:45	10:45
8:15 AM	12:30 PM	4:01.1	Ar. Cameron	7:35	9:35
8:00 AM	1:00 PM	3:51.4	Ar. Hoyte	6:25	8:25
7:45 AM	1:30 PM	3:41.7	Ar. Milano	5:15	7:15
7:30 AM	2:00 PM	3:32.0	Ar. Milano	4:05	6:05
7:15 AM	2:30 PM	3:22.3	Ar. Austin	2:55	4:55
7:00 AM	3:00 PM	3:12.6	Ar. San Antonio	1:45	3:45
6:45 AM	3:30 PM	3:02.9	Lv. Elevation	1:35	3:35
6:30 AM	4:00 PM	2:53.2	Ar. Christman	1:25	3:25
6:15 AM	4:30 PM	2:43.5	Ar. Caldwell	1:15	3:15
6:00 AM	5:00 PM	2:33.8	Ar. Davidson	1:05	3:05
5:45 AM	5:30 PM	2:24.1	Ar. Lyons	9:55	11:55
5:30 AM	6:00 PM	2:14.4	Ar. Somerville 116	8:45	10:45
5:15 AM	6:30 PM	2:04.7	Lv. Somerville	7:35	9:35
5:00 AM	7:00 PM	1:95.0	Ar. Gay Hill	6:25	8:25
4:45 AM	7:30 PM	1:85.3	Ar. Brenham	5:15	7:15
4:30 AM	8:00 PM	1:75.6	Ar. Phillipsburg	4:05	6:05
4:15 AM	8:30 PM	1:65.9	Ar. Kenney	2:55	4:55
4:00 AM	9:00 PM	1:56.2	Ar. Bellville	1:45	3:45
3:45 AM	9:30 PM	1:46.5	Ar. Bellville Yard	1:35	3:35
3:30 AM	10:00 PM	1:36.8	Ar. Peters	1:25	3:25
3:15 AM	10:30 PM	1:27.1	Ar. El Pleasant	1:15	3:15
3:00 AM	11:00 PM	1:17.4	Ar. Wallis	1:05	3:05
2:45 AM	11:30 PM	1:07.7	Ar. Orchard	9:55	11:55
2:30 AM	12:00 PM	9:58.0	Ar. Dyer	8:45	10:45
2:15 AM	12:30 PM	9:48.3	Lv. Richmond	7:35	9:35
2:00 AM	1:00 PM	9:38.6	Ar. Grabb	6:25	

Gulf, Colorado and Santa Fe Railway

Bragg and Saratoga.			
Read down	223 Ex. Sun. Mixed	Table 117	Read up
2:00 PM	AM		2:24 PM
2:30 PM	AM		2:54 PM
3:00 PM	AM		3:24 PM
3:30 PM	AM		3:54 PM
4:00 PM	AM		4:24 PM
4:30 PM	AM		4:54 PM
5:00 PM	AM		5:24 PM
5:30 PM	AM		5:54 PM
6:00 PM	AM		6:24 PM
6:30 PM	AM		6:54 PM
7:00 PM	AM		7:24 PM
7:30 PM	AM		7:54 PM
8:00 PM	AM		8:24 PM
8:30 PM	AM		8:54 PM
9:00 PM	AM		9:24 PM
9:30 PM	AM		9:54 PM
10:00 PM	AM		10:24 PM
10:30 PM	AM		10:54 PM
11:00 PM	AM		11:24 PM
11:30 PM	AM		11:54 PM
12:01 AM	AM		12:31 AM

Kirbyville and Oakdale.			
Read down	292 Daily	Table 118	Read up
2:00 PM	AM		2:30 PM
2:30 PM	AM		3:00 PM
3:00 PM	AM		3:30 PM
3:30 PM	AM		4:00 PM
4:00 PM	AM		4:30 PM
4:30 PM	AM		5:00 PM
5:00 PM	AM		5:30 PM
5:30 PM	AM		6:00 PM
6:00 PM	AM		6:30 PM
6:30 PM	AM		7:00 PM
7:00 PM	AM		7:30 PM
7:30 PM	AM		8:00 PM
8:00 PM	AM		8:30 PM
8:30 PM	AM		9:00 PM
9:00 PM	AM		9:30 PM
9:30 PM	AM		10:00 PM
10:00 PM	AM		10:30 PM
10:30 PM	AM		11:00 PM
11:00 PM	AM		11:30 PM
11:30 PM	AM		12:00 PM

Gary and Grigsby.			
Read down	271 Ex. Sun. Mixed	Table 120	Read up
2:00 PM	AM		2:30 PM
2:30 PM	AM		3:00 PM
3:00 PM	AM		3:30 PM
3:30 PM	AM		4:00 PM
4:00 PM	AM		4:30 PM
4:30 PM	AM		5:00 PM
5:00 PM	AM		5:30 PM
5:30 PM	AM		6:00 PM
6:00 PM	AM		6:30 PM
6:30 PM	AM		7:00 PM
7:00 PM	AM		7:30 PM
7:30 PM	AM		8:00 PM
8:00 PM	AM		8:30 PM
8:30 PM	AM		9:00 PM
9:00 PM	AM		9:30 PM
9:30 PM	AM		10:00 PM
10:00 PM	AM		10:30 PM
10:30 PM	AM		11:00 PM
11:00 PM	AM		11:30 PM
11:30 PM	AM		12:00 PM

Sealy and Matagorda.			
Read down	117 Ex. Sun. Mixed	Table 121	Read up
2:00 PM	AM		2:30 PM
2:30 PM	AM		3:00 PM
3:00 PM	AM		3:30 PM
3:30 PM	AM		4:00 PM
4:00 PM	AM		4:30 PM
4:30 PM	AM		5:00 PM
5:00 PM	AM		5:30 PM
5:30 PM	AM		6:00 PM
6:00 PM	AM		6:30 PM
6:30 PM	AM		7:00 PM
7:00 PM	AM		7:30 PM
7:30 PM	AM		8:00 PM
8:00 PM	AM		8:30 PM
8:30 PM	AM		9:00 PM
9:00 PM	AM		9:30 PM
9:30 PM	AM		10:00 PM
10:00 PM	AM		10:30 PM
10:30 PM	AM		11:00 PM
11:00 PM	AM		11:30 PM
11:30 PM	AM		12:00 PM

Connections at Arkansas City and Tulsa.

Midland Valley Railroad.			
Read down	4 Daily	6 Daily	2 Daily
4:10 PM	AM	6:10 AM	10:00 AM
5:35 PM	AM	7:35 AM	11:05 AM
6:30 PM	AM	8:28 AM	12:00 PM
7:45 PM	AM	9:40 AM	1:05 PM
8:25 PM	AM	10:25 AM	1:45 PM
9:00 PM	AM	11:00 AM	2:20 PM
9:28 PM	AM	11:28 AM	2:48 PM
10:32 PM	AM	12:32 PM	3:52 PM
10:50 PM	AM	1:10 PM	4:10 PM
11:55 PM	AM	2:15 PM	5:15 PM

Connections at Colorado Springs.			
Down	1 Daily	2 Daily	3 Daily
8:45 AM	AM	9:45 AM	10:45 AM
9:05 AM	AM	10:05 AM	11:05 AM
11:20 AM	AM	12:20 PM	1:20 PM
12:05 PM	AM	1:05 PM	2:05 PM
12:22 PM	AM	1:22 PM	2:22 PM
12:41 PM	AM	1:41 PM	2:41 PM
1:50 PM	AM	2:50 PM	3:50 PM
2:05 PM	AM	3:05 PM	4:05 PM

CONNECTIONS AT GUTHRIE AND OKLAHOMA CITY			
Read down	4 Daily	2 Daily	3 Daily
11:00 AM	AM	9:40 AM	10:40 AM
12:10 AM	AM	10:43 AM	11:43 AM
12:33 AM	AM	11:07 AM	12:07 AM
1:44 AM	AM	12:19 PM	1:19 PM
2:52 AM	AM	1:28 PM	2:28 PM
4:12 AM	AM	2:50 PM	3:50 PM
4:35 AM	AM	3:18 PM	4:18 PM
5:12 AM	AM	3:53 PM	4:53 PM
6:04 AM	AM	4:44 PM	5:44 PM
7:02 AM	AM	5:45 PM	6:45 PM
7:28 AM	AM	6:12 PM	7:12 PM
8:40 AM	AM	7:25 PM	8:25 PM

Connections at Houston.			
Read down	5 Daily	3 Daily	1 Daily
8:30 PM	AM	10:35 PM	12:40 PM
11:18 PM	AM	1:18 AM	3:23 AM
3:00 AM	AM	5:34 AM	7:39 AM
3:15 AM	AM	5:34 AM	7:39 AM
4:32 AM	AM	7:30 AM	9:35 AM
7:35 AM	AM	11:13 AM	1:18 PM
9:17 AM	AM	1:05 PM	3:10 PM
7:15 AM	AM	1:45 PM	3:50 PM
8:45 AM	AM	12:20 PM	2:25 PM

Gulf Coast Lines			
Read down	4 Daily	2 Daily	1 Daily
8:20 AM	AM	9:00 AM	9:50 AM
10:50 AM	AM	11:25 AM	12:15 PM
1:48 PM	AM	2:19 PM	3:00 PM
2:19 PM	AM	2:53 PM	3:34 PM
4:35 PM	AM	5:15 PM	6:00 PM
6:55 PM	AM	7:40 AM	8:25 PM

Connections at El Paso.			
Read down	11 Daily	3 Daily	7 Daily
1:50 PM	AM	3:25 PM	5:15 PM
7:55 PM	AM	9:20 PM	11:05 PM
8:50 PM	AM	10:14 PM	12:00 PM
9:25 PM	AM	10:40 PM	12:25 PM
8:50 PM	AM	10:14 PM	12:00 PM
9:45 PM	AM	11:08 PM	12:53 PM
11:35 PM	AM	12:50 AM	1:40 AM

Texas and Pacific Ry.			
Read down	2-22 Daily	Mis.	STATIONS
7:00 PM	AM	0	Lv. El Paso
9:05 PM	AM	691	Ar. Marshall
10:30 PM	AM	839	Ar. Shreveport
2:50 AM	AM	968	Ar. Alexandria
4:31 AM	AM	1032	Ar. Metairie
6:20 AM	AM	1071	Ar. Addis
10:30 AM	AM	1161	Ar. New Orleans

National Rys. of Mexico			
Read down	8 Daily	Mis.	STATIONS
1:40 PM	AM	0	Lv. El Paso
11:45 PM	AM	227	Ar. Chihuahua
1:40 PM	AM	321	Ar. Torreon
3:02 AM	AM	788	Ar. Zacatecas
3:02 AM	AM	1007	Ar. Zapato
11:50 AM	AM	1073	Ar. Queretaro
6:45 PM	AM	1177	Ar. Tula
6:40 PM	AM	1226	Ar. Mexico

Connections at Ludlow.

Tonopah & Tidewater R. R.			
Read down	22-11 Daily	18-9 Daily	Mis.
6:00 PM	AM	9:00 AM	0
11:15 PM	AM	6:15 PM	0
5:11 PM	AM	11:38 PM	195

Connections at Merced.			
Read down	2-2 Daily	Mis.	STATIONS
11:00 PM	AM	0	Lv. San Francisco
3:40 PM	AM	150	Ar. Merced
8:10 PM	AM	0	Lv. Merced
8:26 PM	AM	0	Ar. Edendale
8:40 PM	AM	0	Ar. Snelling
9:00 PM	AM	0	Ar. Merced Falls
9:23 PM	AM	0	Ar. Eschequer
9:42 PM	AM	0	Ar. Pleasant Valley
11:58 PM	AM	78	Ar. El Portal
1:15 PM	AM	0	Ar. Yosemite

Connections at Milano.			
Read down	5 Daily	3 Daily	1 Daily
3:30 AM	AM	1:25 PM	4:32 PM
3:50 AM	AM	1:40 PM	4:48 PM
4:40 AM	AM	2:30 PM	5:35 PM
6:10 AM	AM	3:48 PM	7:00 PM
7:17 AM	AM	4:50 PM	7:55 PM
7:48 AM	AM	6:20 PM	8:20 PM
8:45 AM	AM	7:20 PM	9:15 PM
9:45 AM	AM	8:20 PM	10:15 PM
11:37 AM	AM	9:05 PM	11:00 PM
1:18 PM	AM	9:35 PM	11:30 PM
3:50 PM	AM	10:30 PM	12:20 PM

Connections at Chicago.			
Read down	5 Daily	3 Daily	1 Daily
3:30 AM	AM	1:25 PM	4:32 PM
3:50 AM	AM	1:40 PM	4:48 PM
4:40 AM	AM	2:30 PM	5:35 PM
6:10 AM	AM	3:48 PM	7:00 PM
7:17 AM	AM	4:50 PM	7:55 PM
7:48 AM	AM	6:20 PM	8:20 PM
8:45 AM	AM	7:20 PM	9:15 PM
9:45 AM	AM	8:20 PM	10:15 PM
11:37 AM	AM	9:05 PM	11:00 PM
1:18 PM	AM	9:35 PM	11:30 PM
3:50 PM	AM	10:30 PM	12:20 PM

Chesapeake & Ohio Railway of Indiana.			
Read down	5 Daily	3 Daily	1 Daily
7:30 AM	AM	11:50 AM	1:40 PM
11:35 AM	AM	6:30 AM	8:20 PM
1:45 PM	AM	7:35 AM	9:25 PM
5:30 PM	AM	11:30 AM	1:20 PM

C. I. & L.			
Read down	5 Daily	3 Daily	1 Daily
9:30 AM	AM	2:30 PM	5:30 PM
12:15 PM	AM	5:00 PM	8:00 PM
9:00 PM	AM	12:00 PM	3:00 PM
6:00 PM	AM	9:45 PM	12:45 PM
12:01 PM	AM	6:00 AM	9:00 AM

C. C. & St. L.			
Read down	5 Daily	3 Daily	1 Daily
1:00 PM	AM	6:05 PM	9:00 PM
10:10 AM	AM	3:10 PM	6:15 PM
5:00 PM	AM	9:45 PM	12:40 PM
9:15 PM	AM	2:45 AM	6:00 AM
11:55 PM	AM	4:50 AM	7:50 AM

Grand Trunk Railway System.			
Read down	12-45 PM	5:30 PM	7:50 AM
12:45 PM	AM	5:30 PM	7:50 AM
9:30 PM	AM	7:50 AM	11:15 PM
8:30 AM	AM	4:05 PM	7:30 AM
5:00 PM	AM	7:30 AM	10:00 AM
7:03 AM	AM	11:59 AM	3:42 PM
8:15 AM	AM	11:50 AM	4:55 PM
6:45 PM	AM	8:20 AM	11:30 AM

Grand Trunk Railway System.			
Read up	12-9	10-17	12-9
12:50 PM	AM	12:50 PM	12:50 PM
8:00 AM	AM	8:00 AM	8:00 AM
2:09 AM	AM	2:09 AM	2:09 AM

Michigan Central.

EAST.				WEST.			
12:05 PM	AM	8:00 AM	3:00 PM	10:30 AM	10:00 AM	8:55 AM	9:05 AM
7:45 AM	AM	6:45 AM	5:55 AM	4:14 AM	4:14 AM	3:25 AM	3:35 AM
3:42 PM	AM	2:47 PM	1:52 PM	1:07 PM	1:07 PM	12:18 PM	12:28 PM
4:30 PM	AM	3:40 PM	2:45 PM	1:50 PM	1:50 PM	1:00 PM	1:10 PM
7:00 PM							

SLEEPING CAR RATES including surcharge

(Surcharge included in the following rates is a railway charge of 50% of the Pullman rate and is collected by the Pullman Company, for the Railroad, account passengers occupying cars of higher class and limited capacity.)

(Quoted by the Pullman Co., Feb. 7, 1926, for information only and subject to change without notice.)

BETWEEN	STANDARD CAR			TOURIST CAR	
	Lower Berth	Upper Berth	Compart-ment	Lower Berth	Upper Berth
Albuquerque and Deming or El Paso	\$ 3.75	\$ 3.00	\$13.50		
Albuquerque and Grand Canyon	7.50	6.00	27.00		
Albuquerque and Los Angeles	10.88	8.70	30.75	\$ 5.63	\$ 4.50
Albuquerque and Phoenix	7.50	6.00	27.00		
Albuquerque and San Francisco	12.00	9.60	33.75	6.00	4.80
Albuquerque and Williams	5.63	4.50	15.75	21.00	3.00
Amarillo and Los Angeles	14.25	11.40	51.00	7.50	6.00
Amarillo and San Francisco	15.75	12.60	55.50	8.25	6.60
Amarillo and Los Angeles (via Gr'd. Can.)	18.38	14.70	67.50		
Amarillo and San Diego	19.13	15.30	70.50		
Amarillo and San Francisco	19.88	15.90	73.50		
Amarillo and Williams	8.25	6.60	30.00	4.50	3.60
Ash Fork and Phoenix	3.75	3.00	10.50	13.50	
Bakersfield and San Francisco	15.38	12.30	43.50	54.00	
Brownwood and Los Angeles	19.88	15.90	56.25	70.50	
Brownwood and Los Angeles (via Gr'd. Can.)	10.88	8.70	30.75	5.63	4.50
Belen and Los Angeles	15.00	12.00	42.00	52.50	
Belen and Los Angeles (via Gr'd. Can.)	15.38	12.30	43.50	54.00	
Chicago and Albuquerque	12.00	9.60	42.00	6.00	4.80
Chicago and Amarillo	12.75	10.20	45.00	6.38	5.10
Chicago and Clovis	15.38	12.30	43.50		
Chicago and El Paso	15.38	12.30	43.50		
Chicago and Ft. Worth	12.75	10.20	45.00		
Chicago and Grand Canyon	22.13	17.70	62.25	78.00	
Chicago and Houston	8.25	6.60	30.00		
Chicago and Guthrie or Oklahoma City	12.75	10.20	45.00		
Chicago and Houston	6.75	5.40	19.50	24.00	
Chicago and Independence	4.50	3.60	12.75	16.50	2.25
Chicago and Kansas City					
Chicago and La Junta, Pueblo, Col. Spgs. or Denver	10.88	8.70	30.00		
Chicago and Lamy	14.63	11.70	41.25	52.50	
Chicago and Los Angeles	13.50	10.80	38.25	48.00	
Chicago and Los Angeles or S. F. (via Gr'd. Can.)	28.13	22.50	78.75	99.00	
Chicago and Los Angeles, San Diego, or San Fran.	23.63	18.90	66.75	84.00	12.75
Chicago and Milbano	12.00	9.60	42.00		
Chicago and New Orleans	7.50	6.00	21.00	27.00	3.75
Chicago and Phoenix	21.00	16.80	59.25	73.50	
Chicago and Prescott	20.25	16.20	57.00	72.00	
Chicago and Topeka	5.63	4.50	15.75	21.00	3.00
Chicago and Tulsa	8.25	6.60	23.25	30.00	
Chicago and Wichita	8.25	6.60	30.00	4.13	3.30
Chicago and Williams or Ash Fork	20.25	16.20	57.00	72.00	10.50
Chicago and Winslow	12.75	10.20	45.00	9.75	7.80
Clovis and Los Angeles	13.50	10.80	48.00	7.50	6.00
Clovis and San Diego	14.63	11.70	52.50	7.88	6.30
Clovis and San Francisco	6.38	5.10	22.50	3.75	3.00
Colorado Springs and Albuquerque	9.00	7.20	25.50	31.50	
Colorado Springs and El Paso or Deming	8.25	6.60	23.25	30.00	
Colorado Springs and Ft. Worth	12.75	10.20	36.00	45.00	
Colorado Springs and Galveston or Houston	12.75	10.20	36.00	45.00	
Colorado Springs or Pueblo and Williams	10.88	8.70	30.75	39.00	5.63
Colorado Springs or Pueblo and Williams	7.50	6.00	21.00	27.00	3.75
Denver and Albuquerque	10.13	8.10	48.00		
Denver and El Paso or Deming	13.50	10.80	48.00		
Denver and Grand Canyon	5.63	4.50	15.75	21.00	3.00
Denver and Las Vegas	13.50	10.80	38.25	48.00	
Denver and Phoenix	16.50	13.20	46.50	58.50	8.25
Denver or Colo. Springs to Los Ang., San Diego and San Francisco	8.25	6.60	23.25	30.00	
Denver, Colorado Spgs. or Pueblo and Tulsa	12.00	9.60	33.75	42.00	6.00
Denver and Williams	13.50	10.80	38.25	48.00	
Dodge City and Grand Canyon	16.50	13.20	46.50	58.50	
Dodge City and Los Angeles	21.00	16.80	59.25	73.50	
Dodge City and Los Angeles (via Gr'd. Can.)	17.25	13.80	48.75	61.50	
Dodge City and San Diego or San Francisco	3.75	3.00	10.50	13.50	
Dodge City and Colorado Springs or Denver	12.00	9.60	33.75	42.00	
Dodge City and Williams	9.00	7.20	31.50		
Ft. Worth and Denver	15.38	12.30	43.50		
Ft. Worth and Los Angeles (via Sweetwater)	18.00	14.40	63.00		
Ft. Worth and Los Angeles (via Newton)	3.00	2.40	9.00	1.88	1.50
Fresno and Phoenix	12.00	9.60	42.00		
Fresno and San Francisco	18.00	14.40	63.00		
Galveston or Houston and Denver	14.25	11.40	49.50	51.00	
Galveston or Houston and Los Angeles	7.50	6.00	21.00	27.00	
Galv. or Houston & Los Ang. (via Gr'd. Can.)	7.50	6.00	21.00	27.00	
Galveston or Houston and Williams	19.50	15.60	54.75	69.00	
Grand Canyon and Los Angeles	8.25	6.60	23.25	30.00	
Grand Canyon and New Orleans	9.00	7.20	25.50	31.50	
Grand Canyon and San Diego	3.75	3.00	10.50	13.50	
Grand Canyon and San Francisco	10.88	8.70	30.75	39.00	
Grand Canyon and Williams	7.50	6.00	21.00	27.00	3.75
Kansas City and Albuquerque	10.88	8.70	30.75	39.00	
Kansas City and Amarillo	3.75	3.00	10.50	13.50	
Kansas City and Bartlesville	8.25	6.60	30.00	4.13	3.30
Kansas City and Clovis	12.00	9.60	42.00		
Kansas City and Deming	4.50	3.60	12.75		
Kansas City and Dodge City	10.88	8.70	30.75	39.00	
Kansas City and El Paso	15.00	12.00	42.00	52.50	7.88
Kansas City and Flagstaff	3.00	2.40	9.00	1.88	1.50
Kansas City and Ft. Madison or Galesburg	6.38	5.10	22.50		
Kansas City and Las Vegas	17.63	14.10	49.50	63.00	
Kansas City and Grand Canyon	4.13	3.30	15.00		
Kansas City and Houston or Galveston	9.00	7.20	31.50		
Kansas City and Independence	3.75	3.00	10.50	13.50	
Kansas City and Lamy	9.75	7.80	33.00		
Kansas City and Los Angeles	10.13	8.10	48.00	36.00	
Kansas City and Los Angeles (via Gr'd. Can.)	9.00	7.20	25.50	31.50	
Kans. Cy. and Los Ang. or S. F. (via Gr'd. Can.)	24.38	19.50	68.25	85.50	
Kans. Cy. and Los Ang., San Diego, or San Fran.	19.88	15.60	56.25	70.50	8.40
Kansas City and Milbano or Temple	8.25	6.60	30.00		
Kansas City and Phoenix	16.50	13.20	46.50	58.50	
Kansas City and Prescott	15.75	12.60	44.25	55.50	
Kan. Cy. & Pueb. Col. Spgs., Den., La Junta	6.38	5.10	22.50		
Kansas City and Sweetwater	3.75	3.00	10.50		
Kansas City and Tulsa	15.75	12.60	44.25	55.50	8.25
Kansas City and Williams or Ash Fork	3.75	3.00	10.50	13.50	
Kansas City and Winfield or Wichita	15.88	12.50	47.25	60.00	8.63
Kiowa and Los Angeles	17.63	14.10	49.50	63.00	9.00
Kiowa and San Diego	18.00	14.40	51.00	63.00	9.00
Kiowa and San Francisco					

(Quoted by the Pullman Co., Feb. 7, 1926, for information only and subject to change without notice.)

BETWEEN	STANDARD CAR			TOURIST CAR	
	Lower Berth	Upper Berth	Compart-ment	Lower Berth	Upper Berth
Las Vegas and El Paso or Deming	\$ 5.63	\$ 4.50	\$21.00		
Las Vegas and Los Angeles	12.00	9.60	33.75	42.00	\$ 6.00
Las Vegas and San Francisco	12.50	10.30	38.25	48.00	6.75
Los Angeles and Ash Fork	6.00	4.80	17.25	21.00	3.38
Los Angeles and Bakersfield	3.00	2.40	9.00	10.50	1.88
Los Angeles to Blythe					2.25
Los Angeles, San Diego or San Francisco and Colorado Springs or Denver	16.50	13.20	46.50	58.50	
Los Angeles, San Diego or San Francisco and Denver (via Grand Canyon)	21.00	16.80	59.25	73.50	
Los Angeles and Oklahoma City	18.00	14.40	63.00		
Los Angeles or San Francisco and La Junta or Pueblo	15.38	12.30	43.50	54.00	7.88
Los Angeles, San Diego or San Francisco and St. Louis	22.50	18.00	63.00	79.50	
New Orleans and Los Angeles, San Diego or San Francisco (via Grand Canyon)	27.00	21.60	75.75	94.50	
Los Angeles, San Diego or San Francisco and Minneapolis (via Grand Canyon)	23.63	18.90	66.75	84.00	12.38
Los Angeles, San Diego or San Francisco and New Orleans	21.00	16.80	59.25	73.50	
Los Angeles, San Diego or San Francisco and St. Louis (via Grand Canyon)	25.50	20.40	72.00	90.00	
Los Angeles and San Diego	3.00	2.40	9.00	10.50	
Los Angeles and Williams	6.38	5.10	18.00	22.50	3.38
Los Angeles and Winslow	7.50	6.00	21.00	27.00	3.75
Minneapolis and Los Angeles, San Fran. or San Diego	23.63	18.90	66.75	84.00	12.38
Minneapolis and Los Angeles, San Fran. or San Diego (via Grand Canyon)	28.13	22.50	78.75	99.00	
New Orleans and Los Angeles, San Diego or San Francisco (via Grand Canyon)	25.50	20.40	72.00	90.00	
New Orleans and Los Angeles, San Diego or San Francisco	21.00	16.80	59.25	73.50	
Newton and Amarillo	5.63	4.50	21.00	3.00	2.40
Newton or Burton and Pueblo, Col. Spgs. or Denver	5.63	4.50	21.00	3.00	2.40
Newton or Burton and Los Ang. or San Fran. Okla. City and Colo. Spgs. and Denver	18.00	14.40	51.00	63.00	9.00
Oklahoma City and Ft. Worth	8.25	6.60	30.00		
Oklahoma City and Galveston or Houston	3.75	3.00	10.50	13.50	
Oklahoma City and Grand Canyon	5.63	4.50	15.75	21.00	
Oklahoma City and Los Angeles (via Gr'd. Can.)	16.50	13.20	46.50	58.50	
Oklahoma City and Los Angeles	22.50	18.00	63.00	79.50	
Oklahoma City and San Diego or San Francisco	18.00	14.40	51.00	63.00	
Phoenix and Kansas City	19.13	15.30	54.00	67.50	
Phoenix and Los Angeles (via Parker)	16.50	13.20	46.50	58.50	
Phoenix and San Francisco (via Parker)	9.00	7.20	31.50		
Pueblo and Albuquerque	6.38	5.10	18.00	22.50	3.38
Pueblo and El Paso	9.00	7.20	31.50		
Pueblo and Grand Canyon	15.38	12.30	43.50	54.00	7.88
Pueblo and Los Angeles or San Fran. or San Diego	19.88	15.90	56.25	70.50	
Pueblo or La Junta and San Diego	16.50	13.20	46.50	58.50	8.25
Pueblo or La Junta and San Diego or San Fran. St. Louis & Los Ang. or San Fran. (via Gr'd. Can.)	22.50	18.00	63.00	79.50	
St. Louis and Pueblo, Colo. Spgs. or Denver	27.00	21.60	75.75	94.50	
St. Louis and Phoenix	10.13	8.10	48.00	36.00	
St. Louis and San Francisco	18.75	15.00	52.50	66.00	
San Diego and Kansas City	23.63	18.90	66.75	84.00	12.75
San Diego and Minneapolis	19.88	15.90	56.25	70.50	10.50
San Diego and St. Louis	23.63	18.90	66.75	84.00	12.38
San Francisco and Bakersfield	22.50	18.00	63.00	79.50	
San Francisco and Colo. Springs or Denver	4.50	3.60	15.00	2.25	1.80
San Francisco and Chicago	16.50	13.20	46.50	58.50	
San Francisco and Chicago (via Gr'd. Can.)	23.63	18.90	66.75	84.00	12.75
San Francisco and Grand Canyon	22.50	18.00	63.00	79.50	
San Francisco and Kansas City	9.00	7.20	31.50		
San Fran. and Kansas City (via Gr'd. Can.)	19.88	15.90	56.25	70.50	10.50
San Francisco and New Orleans	24.38	19.50	68.25	85.50	
San Francisco and Phoenix	21.00	16.80	59.25	73.50	
San Francisco and Williams	22.50	18.00	63.00	79.50	
Temple and Grand Canyon (via Sweetwater)	8.25	6.60	23.25	30.00	4.13
Temple and Grand Canyon (via Newton)	14.63	11.70	41.25	52.50	
Temple and Los Angeles (via Sweetwater)	19.88	15.90	56.25	70.50	
Temple and Los Angeles (via Newton)	19.88	15.90	56.25	70.50	
Temple and Los Angeles (via Gr'd. Can.)	15.38	12.30	43.50	54.00	
Temple and Los Angeles (via Sweetwater)	18.00	14.40	63.00		
Temple and Los Angeles (via Gr'd. Can.)	19.88	15.90	56.25	70.50	
Temple and Los Angeles (via Sweetwater)	22.50	18.00	63.00	79.50	
Temple and Los Angeles (via Gr'd. Can.)	22.50	18.00	63.00	79.50	
Topeka and Wichita	3.00	2.40	9.00	10.50	
Trinidad and Los Angeles	13.50	10.80	38.25	48.00	6.75
Trinidad and San Francisco	15.38	12.30	43.50	54.00	7.88
Tulsa and Colorado Springs or Denver	8.25	6.60	30.00		
Tulsa and Wichita	3.75	3.00	10.50	13.50	
Waynoka and Los Angeles (via Gr'd. Can.)	16.50	13.20	46.50	58.50	8.25
Waynoka and San Francisco	20.63	16.50	57.75	73.50	
Wellington and Amarillo	18.00	14.40	51.00	63.00	9.00
Wellington and Chicago	3.75	3.00	10.50	13.50	
Wichita and Amarillo	5.63	4.50	21.00	3.00	2.40
Wichita and Denver Colo. Springs or Pueblo	4.50	3.60	15.00	2.25	1.80
Wichita and Clovis	5.63	4.50	21.00		
Wichita and Los Angeles	15.38	12.30	43.50	54.00	7.88
Wichita & Los Ang. or San Fran. (via Gr'd. Can.)	22.50	18.00	63.00	79.50	
Wichita and San Diego (via Gr'd. Can.)	23.63	18.90	66.75	84.00	12.38
Wichita and Los Angeles or San Fran.	18.00	14.40	51.00	63.00	9.00
Wichita and San Diego	19.13	15.30	54.00	67.50	9.75
Wichita and Williams	13.50	10.80	48.00	67.50	5.40
Woodward and Los Angeles	15.75	12.60	44.25	55.50	8.25
Woodward and Los Ang. (via Gr'd. Can.)	20.25	16.20	57.00	72.00	6.90
Woodward and San Diego	16.88	13.50	47.25	60.00	8.63
Woodward and San Francisco	17.63	14.10	49.50	63.00	9.

WINTER EXCURSION FARES to SUMMERLAND

Below are given Round Trip Excursion fares from Chicago, St. Louis, Kansas City, Denver, Minneapolis and St. Paul to principal points in Texas, New Mexico, Arizona and California. Cost of tickets from other points is proportionately reduced.

TO FROM	CHICAGO	ST. LOUIS	KANSAS CITY	Minneapolis St. Paul	DENVER	TO FROM	CHICAGO	ST. LOUIS	KANSAS CITY	Minneapolis St. Paul	DENVER
CALIFORNIA						ARIZONA					
SAN FRANCISCO	\$143.78	\$132.63	\$114.48	\$137.30	\$ 90.00	GRAND CANYON	\$132.68	\$119.68	\$ 99.60	\$130.00	\$ 73.10
LOS ANGELES	143.78	132.63	114.48	137.30	90.00	PHOENIX	116.20	102.90	89.70	121.55	75.86
SAN DIEGO	143.78	132.63	114.48	137.30	90.00	TEXAS					
NEW MEXICO						BROWNSVILLE	87.05	70.35	62.45	94.30	80.10
ALBUQUERQUE	82.55	72.15	56.05	87.90	36.54	CORPUS CHRISTI	77.95	61.25	53.35	85.20	71.00
CARLSBAD	78.50	68.10	52.00	83.85	*49.70	EL PASO	87.95	74.65	61.45	93.30	51.50
DEMING	94.43	81.13	67.93	99.78	52.58	GALVESTON	66.60	49.90	46.00	77.35	65.50
LAS VEGAS	72.40	62.00	45.90	77.75	26.90	LAREDO	78.90	62.20	53.55	85.40	71.20
ROSWELL	73.10	62.70	46.60	78.45	*44.30	SAN ANTONIO	70.05	53.35	44.70	76.55	62.35
SANTA FE	78.85	68.45	52.35	84.20	32.55	MEXICO					
						MEXICO CITY	132.70	116.00	107.35	139.20	120.67

Additional fares to points in Texas: To Eagle Pass, fare same as Laredo; to McAllen, \$9.60 higher than Corpus Christi; to Mission, \$9.95 higher than Corpus Christi; to Palacios, \$4.95 higher than Galveston.
 To California and Grand Canyon, Arizona: Tickets on sale daily, limit for final return, 9 months from date of sale. Stop-overs allowed in either direction within limit.
 To New Mexico and Texas, also Phoenix, Ariz.: Tickets on sale daily until April 30, 1926, inclusive. Limited to May 31, 1926, for final return. Liberal stop-overs.
 * Applies via C. & S.—F. W. & D. C. and Amarillo; via La Junta and Albuquerque, \$63.80 to Roswell and \$69.20 to Carlsbad.
 † Fare applies direct. Fare via Kansas City is higher.

STOP-OVERS

Stop-overs will be permitted on winter excursion tickets at all points in both directions within final limit. 10-DAY STOP-OVERS will also be permitted on one-way limited tickets at the points and under the conditions shown below:

Adamana, Ariz. , for side trip to Petrified Forest National Monument.	Flagstaff, Ariz. †	Phoenix, Ariz. †
Albuquerque, N. M. †	Fort Worth, Tex. †	Pueblo, Colo. *
Amarillo, Tex. †	Fresno, Calif.	Raton, N. M. †
Ash Fork, Ariz. †	Gallup, N. M. †	Riverside, Calif.
Bakersfield, Calif.	Grand Canyon, Arizona.	St. Joseph, Mo.
Beaumont, Tex. †	Houston, Tex. †	San Bernardino, Calif.
Chicago	Kansas City, Mo.	San Diego, Calif.
Clevis, N. M. †	Lamy, N. M. ○	San Francisco, Calif.
Colorado Springs, Colo. *	Las Vegas, N. M. †	Santa Fe, N. M. ○
Colton, Calif.	Los Angeles, Calif.	Stockton, Calif.
Dallas, Tex. †	Ludlow, Calif. ⊕	Trinidad, Colo. †
Denver, Colo. *	Merced, Calif.	Visalia, Calif.
El Paso, Tex. †	Oakland, Calif.	Williams, Ariz. , for side trip to Grand Canyon Nat'l Park.
Exeter, Calif.	Pasadena, Calif.	Yosemite National Park.

Passenger must notify conductor before arrival at stop-over point and deposit ticket with agent.
 † Stop-overs permitted on tickets between points in Colorado and New Mexico and east thereof and points in British Columbia, California, Oregon and Washington. † On Interstate tickets only. * Stop-overs permitted on tickets reading through these points except for certain restrictions on the D. & R. G. W. Ry. ○ Stop-overs permitted on tickets between Trinidad, Colo., and points east thereof and points west of Albuquerque, Deming or El Paso. ⊕ Stop-over permitted on tickets between points east of Albuquerque, N. M., and Barstow, Calif., or points west.

SIDE-TRIPS

DENVER, COLORADO SPRINGS OR PUEBLO. Tickets in either direction between California (Los Angeles, San Diego, Bakersfield or west) and territory east of and including Dodge City, Kan., may be routed through Denver, Colorado Springs or Pueblo and Albuquerque, thence A. T. & S. F. Ry.—Coast Lines, at the same through fares that apply direct through La Junta and Albuquerque. Side trip coupons may be included in through tickets at time of purchase or may be obtained at certain principal ticket offices before reaching La Junta. When through tickets to or from Arizona and California points, are routed via La Junta and Deming or El Paso, the side trip tickets from La Junta will be sold at the following fares: Denver \$13.32, Colorado Springs \$7.92, Pueblo \$4.68.
GRAND CANYON, ARIZ. (Grand Canyon National Park). Through tickets may include side trip coupons, Williams to Grand Canyon and return, at an additional charge of \$9.12.
BAGGAGE STORAGE CHARGES accruing at Santa Fe station, account
 Subject to change

Grand Canyon and Petrified Forests side trip are waived on presentation of side trip certificates obtained from agents at Grand Canyon and Adamana. Storage charges will be waived at Los Angeles, San Francisco, Stockton, Fresno, or Merced while passengers are making side trip to Yosemite National Park.
PHOENIX, ARIZ. In connection with one way and round-trip tickets between Albuquerque, Belen or east thereof and Pacific Coast, side trip coupons from Ash Fork to Phoenix and return to Cadiz or vice versa may be included in through ticket (or purchased from any A. T. & S. F. Ry. agent on presentation of through ticket) at fare of \$2.52.
PRESCOTT, ARIZ. One way and round-trip tickets between Albuquerque, Belen or east thereof and Pacific Coast may include side trip coupon, Ash Fork to Prescott and return, at an additional charge of \$2.52.
SANTA FE, N. M. Lamy to Santa Fe and return, \$1.00.
YOSEMITE VALLEY, CAL. (Yosemite National Park). Merced to Yosemite Valley and return, \$13.50.

After California—visit Hawaii A delightful ocean voyage to the Cross-roads of the Pacific. Modern hotels and a perfect summer climate—Palm-fringed beaches, tropical scenery—live volcanoes.

Altitudes of Principal Stations.

Missouri River and East.	Bartlesville 684	Galveston 17	Palmer Lake 7216	Raton Tunnel 7608	Grand Canyon Rim 7000	Hanford 245
Chicago 598	Guthrie 932	Houston 50	Pueblo 4641	Roswell 3557	at Colorado River 1000	Hesperia 3190
Ft. Madison 521	Okiahoma City 1197	Lampasas 1025	Trinidad 5972	San Marcos 4447	Holbrook 5080	Highland 1315
Galesburg 755	Pauls Valley 884	Lubbock 3120		Santa Fe 6947	Kingman 3335	Los Angeles 267
Joliet 538	Perry 812	McGregor 718	New Mexico.	Silver City 5851	Parker 439	Mojave 2751
Kansas City 750	Ripley 989	Morgan 721	Albuquerque 4934	Socorro 4579	Peach Springs 4788	Needles 481
	Shawnee 1008	Navasota 215	Belen 4809	Springer 5793	Phoenix 1074	Orange 176
	Tulsa 697	Panhandle 3451	Celista 4809	Texico 4138	Prescott 5304	Pasadena 524
	Woodward 1893	Paris 565	Casa Grande 3100	Vaughn 5952	Seligman 3219	Redlands 1351
Kansas.		Plainview 3870	Clevis 4218	Willard 6053	Skull Valley 4245	Riverdale 851
Dodge City 2480	Texas.	San Angelo 1847	Continental Divide 7243		Summit 6097	San Bernardino 1077
Florence 1269	Alvin 48	San Antonio 672	Deming 4315	Arizona.	Wickenburg 2077	San Diego 13
Great Bend 1843	Amarillo 8650	Temple 710	Fort Sumner 4040	Adamana 5277	Williams 6748	San Francisco 60
Hutchinson 1528	Ballinger 1630	Weatherford 1005	Gallup 6506	Ash Fork 5128	Winslow 4856	Stockton 17
Newton 1440	Beaumont 20		Glorieta 7421	Canyon Diablo 5421		
Syracuse 3221	Brenham 332	Colorado.	Laguna 1970	Castle Hot Spgs. 1970	California.	
Topeka 885	Brownwood 1842	Canon City 5332	Lamy 6458	Cedar Glade 4541	Bagdad 788	Summit (Cajon Pass)
Wichita 1300	Cleburne 743	Colorado Spgs. 5975	Las Cruces 3883	Clarkdale 3406	Bakersfield 420	Tehachapi 3963
	Dallas 490	Denver 5178	Las Vegas 6838	Congress Jct. 3001	Barstow 2103	Tulare 283
Oklahoma.	El Paso 3695	La Junta 4045	Crown King 6470	Copper 4587	Colton 978	Upland 1210
Alva 1330	Ft. Worth 602	Lamar 3603	Mountainair 6470	Fresno 287	Fresno 287	Visalia 334
Ardmore 868	Gainesville 745	Manitou 6442	Raton 6635	Flagstaff 6594	Goffs 2580	Yosemite 4000 to 9000