

June 20, 1954

UNION PACIFIC RAILROAD

TIME TABLES



June 20, 1954

UNION PACIFIC RAILROAD

TIME TABLES





THE CHALLENGER



"CITY OF LOS ANGELES"



"CITY OF SAN FRANCISCO"

6



"CITY OF PORTLAND"



"CITY OF DENVER"

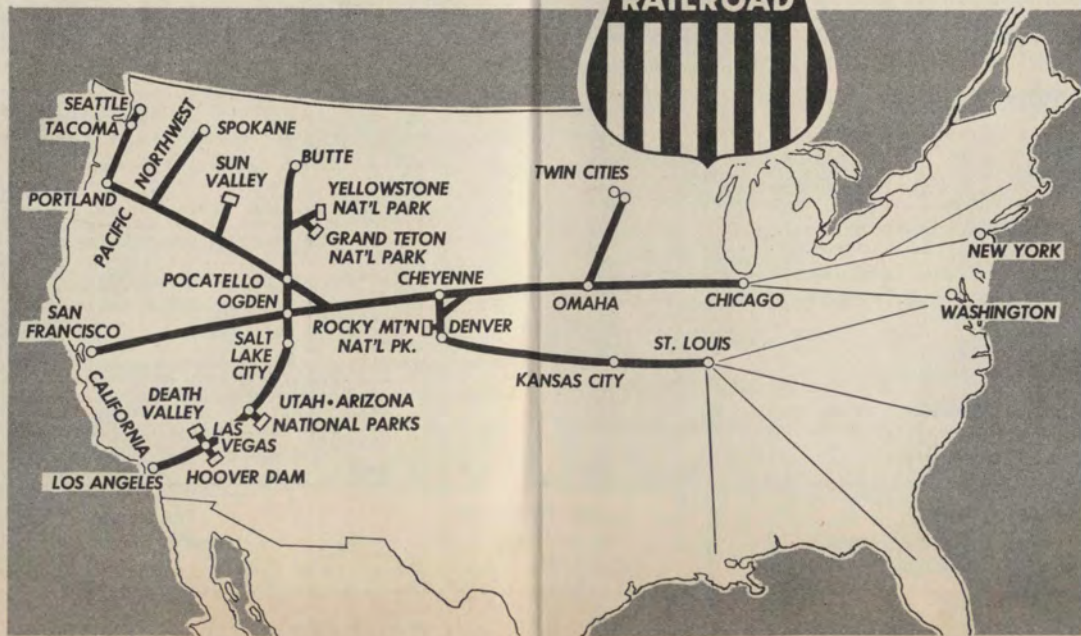


"CITY OF ST. LOUIS"

Great Streamliners

SERVING THE "UNION PACIFIC WEST"

PULLMANS AND COACHES



NO EXTRA FARE ON UNION PACIFIC RAILROAD

TABLE OF CONTENTS

Section	Page	Section	Page
Index to Union Pacific Stations.....	3 to 5	Connecting Bus Lines Service.....	42
Coast to Coast Sleeping Car Service.....	6 and 7	Address of Principal Union Pacific Stations.....	42
Equipment of Through Trains.....	8 to 23	One Way Railroad Fares.....	45
Condensed Train Schedules.....	8 to 23	Round Trip Railroad Fares.....	46 and 47
Complete Train Schedules.....	24 to 41	Pullman Sleeping Car Charges.....	48 and 49
Map of Union Pacific and Connecting Lines.....	26 and 27	Special Service Charges.....	49
Connecting Rail Lines Service.....	32, 43 and 44	Union Pacific Representatives.....	50 and 51

INFORMATION

Miles shown on **mile posts** read westward from Council Bluffs, Iowa. Miles shown herein are from Omaha, Nebraska. (Variance approximately 3 miles.)

Time from midnight to noon inclusive, is indicated by light face type; **from noon to midnight inclusive, by dark face type.**

Any person who, because of mental, physical or other **disability**, is incapable of properly caring for himself or herself, will be received as a passenger **ONLY** when accompanied by a competent attendant.

New **leg rest seat coaches** are assigned to the Pacific Coast Streamliners. Every effort is made to maintain this service, but operation of non-leg rest coaches may be necessary on occasions, due to emergencies or shortages.

On trains that carry **chair car porters**, there is no charge for the services of the porter. He will, however, collect a nominal charge for pillows.

Children under 5 years of age ride free, when accompanied by parent or guardian; 5 years of age and under 12, pay **one-half fare**; 12 years of age and over, pay full fare.

Should any question or difference of understanding arise with agents or conductors as to **proper fare** or ticket privileges, please pay fare requested, take receipt, and communicate with General Passenger Traffic Manager, Omaha 2, Nebr.

Tickets unused or partly used, will be redeemed under tariff regulations at proper value. Consult any Union Pacific office or write to Gen'l Passenger Traffic Mgr., Omaha 2, Nebr.

Stopovers are permitted at all points within final limit of tickets by notifying conductor.

Many attractive **side trips** and optional routes are available. Ask your local Agent or any Union Pacific representative for details.

Tickets reading via Union Pacific Railroad will be honored by Overland Greyhound **Bus Lines** between any two points between which those two companies jointly operate.

You are requested to purchase your tickets before boarding the train.

At Chicago the Parmelee coupon on a through railroad ticket entitles the holder, without additional charge, to have himself and hand luggage transferred in a Parmelee car from his incoming to his outgoing station or to a downtown destination. Or, when there is at least a 3-hour interval between arrival of train in Chicago and scheduled departure time from outgoing station, Parmelee will transfer such luggage to the passenger's outgoing station where it can be claimed at the

parcel check room. The only cost is the usual parcel checking fee for each bag or parcel.

It is desirable to mark or tag each piece of baggage (for easy identification) with your name and address and, in addition, place your name and permanent address inside each piece, whether it is checked or carried with you on the train. Ask Ticket or Baggage Agent for free **address labels**.

For the convenience and comfort of themselves and others, passengers are requested to check their **hand baggage** whenever possible, except that actually needed for personal use enroute. No responsibility is assumed for unchecked articles left in stations, on platforms or in cars.

Checkable baggage consists of wearing apparel, toilet articles and such personal effects as the passenger may need for use on the trip.

Money, jewelry, negotiable papers, liquids, fragile or perishable articles, radios, typewriters, dishes and household goods must not be included in checked baggage.

One hundred and fifty (150) pounds of baggage, not exceeding one hundred dollars (\$100.00) in value, may be checked free on each adult ticket, and one-half those amounts in connection with half-fare tickets.

Passengers have the privilege of declaring **additional value** on checked baggage, not to exceed a total of \$2500.00, upon payment of a nominal charge. Consult Baggage Agent.

Dogs or other small household **pets** will be transported in baggage cars, subject to tariff regulations, or they may be taken into room accommodations when in suitable containers and subject to Pullman Company regulations. Ask your Agent for full details.

No single piece of baggage, exceeding 300 pounds in weight, 72 inches in greatest dimension, or single shipments in excess of \$2500.00 in value, will be checked. *Exception:* Boxes of heavy or corrugated pasteboard are limited to a gross weight of 50 pounds each.

All baggage should be marked plainly on outside with name and address of the owner.

In case of **lost articles**, communicate with Manager, Mail, Baggage & Express Traffic, Omaha 2, Nebr.

Union Pacific Railroad is not responsible for errors in time tables, inconvenience or loss resulting from **delayed trains**, failure to make connections, air conditioning failures, or emergency substitutions in equipment. Schedules, consists and designations of trains shown in this folder are subject to change without notice.

INDEX OF CONDENSED THROUGH TIME TABLES

Table listing routes between cities and corresponding time tables. Includes routes like New York City to Los Angeles, Chicago to Los Angeles, St. Louis to Reno, San Francisco, and Denver to Spokane.

For Condensed Through Schedules to and from Utah-Arizona Parks (Cedar City, Utah) see Table 4, Page 31

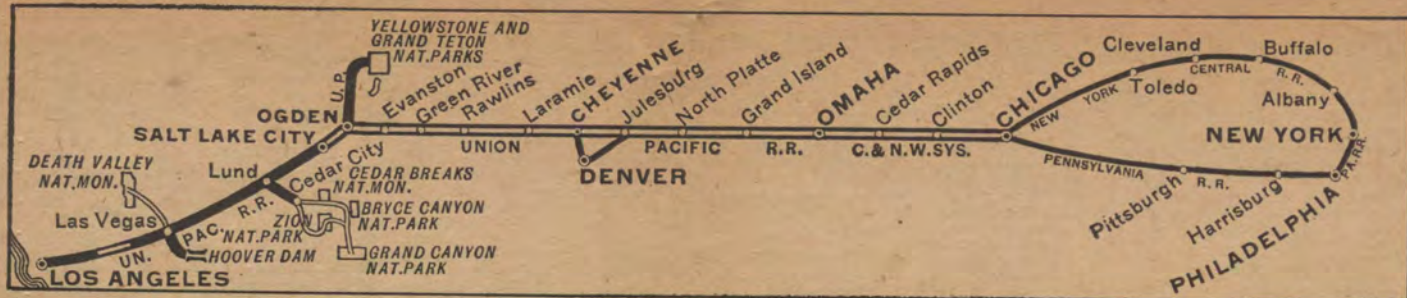
INDEX TO UNION PACIFIC STATIONS

Each Time Table is numbered. The numbers opposite the Stations are the numbers of the time tables in which the stations are shown. Stations marked * are located on Divisions indicated by table numbers, but are not shown in folder tables.

Main index table listing stations and their corresponding time table numbers. Includes entries like Aberdeen, Idaho; Arlington, Ore.; Baker, Ore.; Birmingham, Ala.; and many others.

Table with multiple columns listing station names and their corresponding table numbers. The table is organized into vertical columns, with station names on the left and table numbers on the right. Some entries include state abbreviations or specific location details.

Stations marked ■ are located on Divisions indicated by table numbers, but are not shown in folder tables.



COAST-TO-COAST THROUGH SLEEPING CAR SERVICE

Between New York City and Los Angeles

Pennsylvania Limited No. 1		New York and Los Angeles via Pennsylvania Railroad and Overland Route		City of Los Angeles No. 104		The Chicagoan No. 59		New York and Los Angeles via New York Central and Overland Route		Streamliner City of Los Angeles No. 104	
City of Los Angeles No. 103				The General No. 48		Streamliner City of Los Angeles No. 103				The Commodore Vanderbilt No. 68	
Daily—Example				Daily—Example		Daily—Example				Daily—Example	
5.55	SAT	Lv New York (E. S. T.)	Ar	8.20	WED	10.10	SAT	Lv New York (E.S.T.)	Ar	8.00	WED
7.25	SAT	Lv N. Philadelphia (E.S.T.)	Ar	6.48	"	2.25	SUN	Ar Chicago (C.S.T.)	Lv	3.30	TUE
2.15	SUN	Lv Pittsburgh (E.S.T.)	Ar	12.07	WED	C. & N. W.					
9.45	SUN	Ar Chicago (C. S. T.)	Lv	3.00	TUE	7.15	SUN	Lv Chicago (C.S.T.)	Ar	10.45	TUE
7.15	SUN	Lv Chicago (C.S.T.)	Ar	10.45	TUE	10.40	SUN	" Cedar Rapids	Lv	6.55	"
10.40	"	" Cedar Rapids	Lv	6.55	"	12.35	MON	" Boone	"	5.07	"
12.35	MON	" Boone	"	5.07	"	3.00	MON	Ar Omaha	Lv	2.50	TUE
3.00	MON	Ar Omaha	Lv	2.50	TUE	Union Pacific					
3.15	MON	Lv Omaha	Ar	2.35	TUE	3.15	MON	Lv Omaha	Ar	2.35	TUE
5.15	"	" Grand Island	Lv	12.26	TUE	5.15	"	" Grand Island	Lv	12.26	TUE
7.00	"	Ar N. Platte (C.S.T.)	Lv	10.33	MON	7.00	"	Ar N. Platte (C.S.T.)	Lv	10.33	MON
6.05	"	Lv N. Platte (M.S.T.)	Ar	9.28	"	6.05	"	Lv N. Platte (M.S.T.)	Ar	9.28	"
7.46	"	" Sidney	Lv	7.50	"	7.46	"	" Sidney	Lv	7.50	"
9.25	"	Ar Cheyenne	Ar	6.30	"	9.25	"	Ar Cheyenne	Lv	6.30	"
9.35	"	Lv Cheyenne	Ar	6.20	"	9.35	"	Lv Cheyenne	Ar	6.20	"
10.55	"	" Laramie	Lv	5.10	"	10.55	"	" Laramie	Lv	5.10	"
12.40	"	" Rawlins	"	3.20	"	12.40	"	" Rawlins	"	3.20	"
3.00	"	" Green River	"	1.05	"	3.00	"	" Green River	"	1.05	"
6.25	"	" Ogden	"	9.45	"	6.25	"	" Ogden	"	9.45	"
7.20	"	" Salt Lake City	"	8.50	"	7.20	"	" Salt Lake City	"	8.50	"
10.30	MON	" Milford (M.S.T.)	Lv	5.37	MON	10.30	MON	" Milford (M.S.T.)	Lv	5.37	MON
2.25	TUE	Lv Las Vegas (P.S.T.)	Ar	11.45	SUN	2.25	TUE	Lv Las Vegas (P.S.T.)	Ar	11.45	SUN
7.20	"	Ar San Bernardino	Lv	6.38	"	7.20	"	Ar San Bernardino	Lv	6.38	"
7.45	"	" Riverside	"	6.13	"	7.45	"	" Riverside	"	6.13	"
8.40	"	" East Los Angeles	"	5.20	"	8.40	"	" East Los Angeles	"	5.20	"
9.00	TUE	Ar Los Angeles	Lv	5.00	SUN	9.00	TUE	Ar Los Angeles	Lv	5.00	SUN
9.05	TUE	Ar Alhambra	"	4.25	SUN	9.05	TUE	Ar Alhambra	"	4.25	SUN
9.20	"	Ar Pasadena	"	4.10	"	9.20	"	Ar Pasadena	"	4.10	"
9.40	"	Ar Glendale (City)	"	3.40	"	9.40	"	Ar Glendale (City)	"	3.40	"
9.50	"	Ar Anaheim	"	3.45	"	9.50	"	Ar Anaheim	"	3.45	"
9.35	"	Ar Long Beach	"	3.45	"	9.35	"	Ar Long Beach	"	3.45	"
10.05	TUE	Ar San Pedro (P.S.T.)	Lv	3.10	SUN	10.05	TUE	Ar San Pedro (P.S.T.)	Lv	3.10	SUN

Coast-to-Coast Equipment

Nos. 1-103 and 104-48

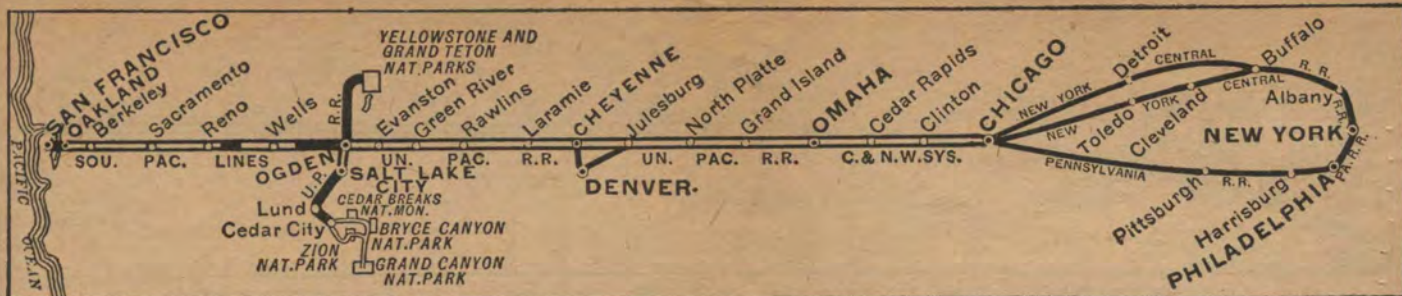
Standard Sleeping Cars. New York City to Los Angeles—
10 Roomettes, 6 Double Bedrooms.
Los Angeles to New York City—
10 Roomettes, 6 Double Bedrooms.

Nos. 59-103 and 104-68

Standard Sleeping Cars. New York City to Los Angeles—
10 Roomettes, 6, Double Bedrooms.
Los Angeles to New York City—
10 Roomettes, 6 Double Bedrooms.

On Saturdays only, car leaves Chicago at 4:00 p.m. and arrives New York at 8:30 a.m.

Motor bus connections with main line trains at East Los Angeles. See tables 7, 8 and 9 for complete information on bus schedules to and from East Los Angeles.



COAST-TO-COAST THROUGH SLEEPING CAR SERVICE

Between New York City and San Francisco

The Wolverine No. 17 San Francisco Overland No. 27 See Note 1	New York and San Francisco via New York Central and Overland Route	San Francisco Overland No. 28 Lake Shore Limited No. 22 See Note 2	Pennsylvania Limited No. 1 San Francisco Overland No. 27 See Note 3	New York and San Francisco via Pennsylvania Railroad and Overland Route	San Francisco Overland No. 28 Pennsylvania Limited No. 2 See Note 4]
--	--	--	---	---	--

Note 1: Sleeping Car from New York — Operates Westbound Via New York Central

—ODD DAYS: August
EVEN DAYS: June, July and September

Note 2: Sleeping Car from San Francisco — Operates Eastbound

—EVEN DAYS: August
ODD DAYS: June, July and September

Note 3: Sleeping Car from New York — Operates Westbound Via Pennsylvania Railroad

—EVEN DAYS: August
ODD DAYS: June, July and September

Note 4: Sleeping Car from San Francisco — Operates Eastbound

—ODD DAYS: August
EVEN DAYS: June, July and September

EXAMPLE		New York Central	EXAMPLE		Pennsylvania Railroad	EXAMPLE
6.00	SAT	Lv New York (E.S.T.)	12.59	WED	5.55	SAT
7.05	SUN	Lv Detroit	▲	▲	7.25	SAT
▼	▼	Lv Cleveland	▲	▲	2.15	SUN
11.20	SUN	Ar Chicago (C.S.T.)	6.20	TUE	9.45	SUN
		C. & N. W.				
4.00	SUN	Lv Chicago (C.S.T.)	1.00	TUE	4.00	SUN
7.44	SUN	“ Cedar Rapids	8.38	“	7.44	“
9.57	SUN	“ Boone	6.30	“	9.57	SUN
1.00	MON	Ar Omaha	3.40	TUE	1.00	MON
		Union Pacific				
1.30	MON	Lv Omaha	3.15	TUE	1.30	MON
4.10	“	“ Grand Island	12.15	TUE	4.10	“
6.15	“	Ar N. Platte (C. S. T.)	10.03	MON	6.15	“
5.25	“	Lv N. Platte (M. S. T.)	8.53	“	5.25	“
7.46	“	“ Sidney	7.02	“	7.46	“
10.00	“	Ar Cheyenne	5.20	“	10.00	“
10.10	“	Lv Cheyenne	5.05	“	10.10	“
11.50	“	“ Laramie	3.43	“	11.50	“
1.55	“	“ Rawlins	1.30	“	1.55	“
4.45	“	“ Green River	10.55	“	4.45	“
8.45	MON	Ar Ogden (M. S. T.)	7.00	MON	8.45	MON
		Southern Pacific				
9.10	MON	Lv Ogden (M.S.T.)	6.25	MON	9.10	MON
6.40	TUE	“ Reno (P.S.T.)	6.56	SUN	6.40	TUE
7.35	“	“ Truckee	5.52	“	7.35	“
11.32	“	Ar Sacramento	2.05	“	11.32	“
11.37	“	Lv Sacramento	2.00	“	11.37	“
1.24	“	Ar Berkeley	12.14	“	1.24	“
1.35	“	“ Oakland (16th St.)	12.06	“	1.35	“
1.45	“	“ Oakland Pier	11.58	“	1.45	“
2.20	TUE	Ar San Francisco (P.S.T.)	11.30	SUN	2.20	TUE

○ On Saturdays only, car leaves Chicago at 5:30 p.m. and arrives New York at 12:00 noon on train No. 70.

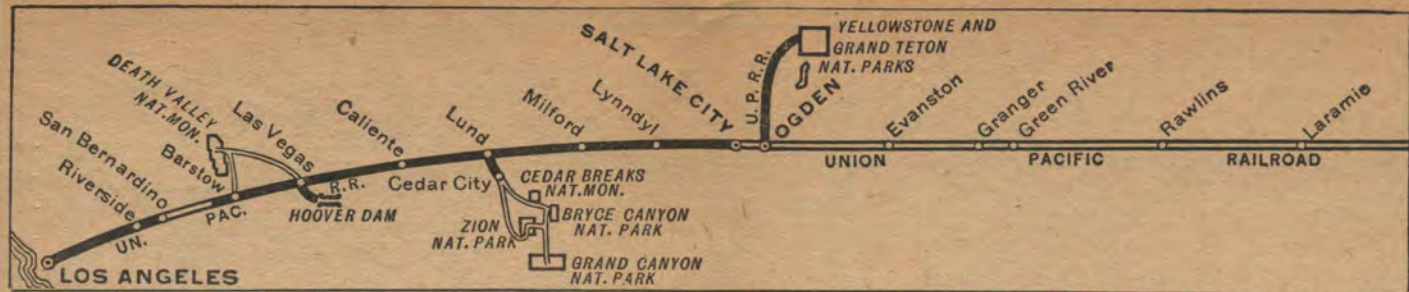
Nos. 17-27 and 28-22

Coast-to-Coast Equipment

Nos. 1-27 and 28-2

Standard Sleeping Car. New York City to San Francisco—
10 Roomettes, 6 Double Bedrooms.
San Francisco to New York City—
10 Roomettes, 6 Double Bedrooms.

Standard Sleeping Car. New York City to San Francisco—
10 Roomettes, 6 Double Bedrooms.
San Francisco to New York City—
10 Roomettes, 6 Double Bedrooms.



NEW YORK, CHICAGO and MINNEAPOLIS to LOS ANGELES via Omaha and Salt Lake City

Table A Condensed Schedules All Trains Daily	Streamliner City of Los Angeles 103 ● Daily Example		The Challenger Streamliner 107 ● Daily Example		Idahoan City of St. Louis 11-9 Daily Example		Gold Coast -Pony Express 23-37 Daily Example		Utah Parks Service 27-9-309 ^A 310-9 ^B Daily Example Summer Season	
	Ar	Lv	Ar	Lv	Ar	Lv	Ar	Lv	Ar	Lv
Lv New York (EST) N.Y.C.	10 10 SA									
Ar Chicago (C.S.T.)	2 25 SU									
Lv New York (EST) Penn. RR	5 55 SA							5 55 SA		
Lv N. Philadelphia (E.S.T.)	7 25 SA							7 25 SA		
Ar Chicago (C.S.T.)	9 45 SU							9 45 SU		
Lv Chicago (CST) C. & N.W.	7 15 SU		9 00 SU				10 30 SU	4 00 SU		
Ar Omaha	3 00 MO		5 00 SU				9 25 MO	1 00 MO		
Lv Minneapolis C. & N.W.	11 40 SU				11 40 SU		9 00 SU	11 40 SU		
Ar St. Paul	12 10 SU				12 10 SU		9 45 SU	12 10 SU		
Ar Sioux City	8 25 SU				6 25 SU		6 45 MO	6 25 SU		
Ar Omaha	8 45 SU				8 40 SU		9 05 MO	8 40 SU		
Lv Omaha (C.S.T.) Un. Pac.	3 15 MO		5 10 SU		9 30 SU		10 00 MO	1 30 MO		
Ar Fremont	9 00 MO		10 28 SU		10 53 SU		11 48 SU	9 00 MO		
Ar Columbus	9 00 MO		11 25 SU		11 48 SU		11 48 SU	9 00 MO		
Ar Grand Island	5 15 MO		7 08 SU		12 55 MO		1 05 SU	4 10 MO		
Ar Kearney	7 00 MO		9 00 SU		1 45 SU		1 52 SU	6 15 MO		
Ar North Platte (C.S.T.)	7 00 MO		8 51 SU		3 50 SU		3 50 SU	6 15 MO		
Ar North Platte (M.S.T.)	6 05 MO		7 56 SU		3 25 SU		3 00 SU	5 25 MO		
Ar Sidney	7 45 MO		9 37 SU		6 00 SU		5 20 SU	7 46 MO		
Ar Cheyenne	9 25 MO		11 17 SU		8 30 SU		7 35 SU	10 00 MO		
Lv Cheyenne	9 35 MO		11 27 SU		8 50 SU		7 45 SU	10 10 MO		
Lv Laramie	10 55 MO		12 45 SU		10 25 SU		9 40 MO	11 50 MO		
Ar Rawlins	12 40 MO		2 31 SU		1 04 SU		12 18 TU	1 55 MO		
Ar Rock Springs	3 00 MO		4 45 SU		3 13 SU		2 37 TU	3 00 MO		
Ar Green River	4 40 MO		6 25 SU		4 40 SU		3 40 TU	4 40 MO		
Ar Evanston	6 15 MO		8 00 SU		6 45 SU		5 50 TU	6 45 MO		
Ar Ogden	6 25 MO		8 10 SU		8 35 SU		7 30 TU	8 35 MO		
Ar Ogden	6 25 MO		8 10 SU		9 05 SU		8 15 TU	9 05 MO		
Ar Salt Lake City	7 10 MO		8 55 SU		10 00 SU		9 10 TU	10 00 MO		
Lv Salt Lake City	7 20 MO		9 05 SU		10 30 MO		9 45 TU	11 00 MO		
Lv Milford	10 30 MO		12 08 MO		2 10 TU		2 25 TU	4 15 TU		
Lv Lund					13 00 TU		3 10 TU	5 00 TU		
Ar Cedar City					6 00 TU		4 30 TU	6 30 TU		
Lv Cedar City					9 00 MO		2 00 TU	9 00 SA		
Lv Lund					13 00 TU		3 10 TU	3 00 SU		
Lv Caliente (M.S.T.)					5 08 TU		5 25 TU	5 08 SU		
Ar Las Vegas (P.S.T.)	2 25 TU		4 00 MO		7 20 TU		8 15 TU	7 20 SU		
Ar San Bernardino	7 20 TU		8 50 MO		1 10 TU		3 30 WE	1 10 SU		
Ar Riverside	8 40 TU		10 10 MO		1 40 TU		4 15 WE	1 40 SU		
Ar East Los Angeles	9 00 TU		10 30 MO		2 50 TU		6 25 WE	2 50 SU		
Ar Los Angeles (P.S.T.)	9 00 TU		10 30 MO		3 15 TU		7 00 WE	3 15 SU		
Ar Alhambra	9 05 TU		10 35 MO		3 15 TU		8 50 WE	3 15 SU		
Ar Pasadena	9 20 TU		10 50 MO		3 30 TU		7 05 WE	3 30 SU		
Ar Glendale (City)	9 40 TU		11 10 MO		3 55 TU		7 25 WE	3 55 SU		
Ar Anaheim	9 50 TU		11 20 MO		4 00 TU		7 35 WE	4 00 SU		
Ar Long Beach	9 35 TU		11 05 MO		3 45 TU		7 20 WE	3 45 SU		
Ar San Pedro (P.S.T.)	10 05 TU		11 35 MO		4 15 TU		7 45 WE	4 15 SU		

**NO EXTRA FARES ON UNION PACIFIC RAILROAD
Equipment for Page 8**

NO. 103—Streamliner CITY OF LOS ANGELES—DAILY
Cars from Chicago and Minneapolis-St. Paul run via C. & N. W. to Omaha; thence U. P. Club Lounge Car to Chicago to Los Angeles (Radio, bath, valet service), Observation Lounge Car to Chicago to Los Angeles.
Standard Sleeping Cars... Chicago to Los Angeles—Drawing-rooms, Compartments, Bedrooms, Roomettes.
New York to Los Angeles—10 Roomettes, 6 Double Bedrooms (N.Y.C. No. 59 to Chicago).
New York to Los Angeles—10 Roomettes, 6 Double Bedrooms (P. R. R. No. 1 to Chicago).
Minneapolis-St. Paul to Los Angeles—6 Sections, 6 Roomettes, 4 Dbl. Bedrooms (203 to Omaha).
Dining Car... Club and a la carte service.
Reclining Seat—
Leg Rest Coach... Chicago to Los Angeles—all seats reserved.
Cafe Lounge Car... Chicago to Los Angeles—Challenger meals: breakfast 65¢, dinner 85¢, dinner \$1.00. Also a la carte.

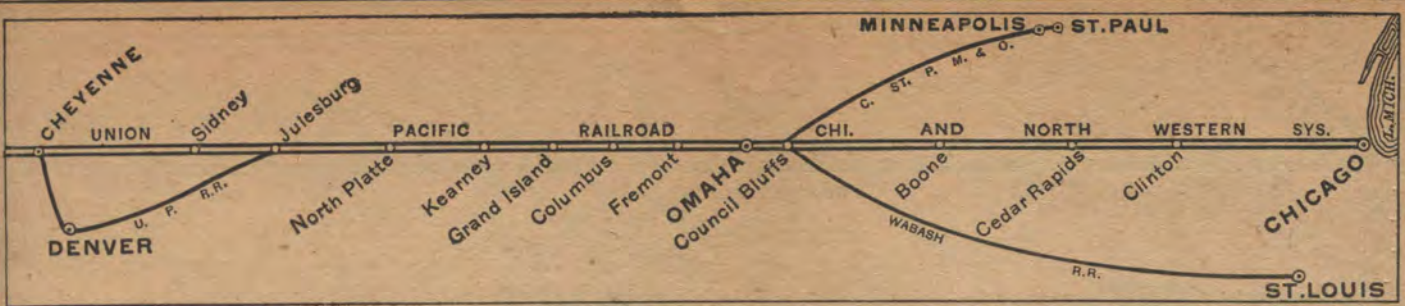
NO. 107—THE CHALLENGER Streamliner—DAILY
Cars from Chicago run via C. & N. W. to Omaha; thence U. P. Club Lounge Car... Chicago to Los Angeles.
Reclining Seat—
Leg Rest Coaches... Chicago to Los Angeles—all seats reserved.
Omaha to Los Angeles—all seats reserved.
Dining Car... Challenger meals: breakfast (Complete Table Service) 65¢, luncheon 85¢, dinner \$1.00. Also a la carte.
Standard Sleeping Cars... Chicago to Los Angeles—Double Bedrooms, Roomettes, Sections.
Omaha to Los Angeles—Dbl. Bdrms., Rmtes., Sections.
Diner Lounge Car... Omaha to Los Angeles—Club and a la carte service.

NO. 11-9—IDAHOAN—CITY OF ST. LOUIS—DAILY
11 to Green River; 9 to Los Angeles.
Club Lounge Service... North Platte to Los Angeles.
Standard Sleeping Cars... Omaha to Los Angeles—14 Sections.
Green River to Los Angeles—12 Roomettes, 4 Double Bedrooms (No. 9 from St. Louis).
Salt Lake City to Los Angeles—6 Sec., 6 Rmte., 4 Dbl. Bdrm. (No. 19-18-34 from Spokane).
Salt Lake City to Cedar City—10 Sec., D.R., 2 Compts. (No. 309—June 12 to Sept. 9—open 9:30 p.m.).
Cedar City to Los Angeles—8 Sec., D.R., 2 Compts. (No. 310 to Milford—June 13 to September 10).
Reclining Seat Coaches... Minneapolis-St. Paul to Los Angeles—all seats reserved. (C. & N. W. 203 to Omaha).
Green River to Los Angeles—all seats reserved. (No. 9 from St. Louis).
Salt Lake City to Cedar City—(No. 309—June 12 to September 9).
Coach Lounge Car... Green River to Los Angeles (No. 9 from Denver).
Dining Car... Club and a la carte service.

NO. 23-37—GOLD COAST—PONY EXPRESS—DAILY
23 to Ogden; 5 to Salt Lake City; 37 to Los Angeles.
Cars from Chicago run via C. & N. W. to Omaha.
Lounge Car Service... Chicago to Los Angeles (Radio).
Standard Sleeping Cars... Chicago to Los Angeles—10 Sec., 3 Dbl. Bedrooms.
Omaha to Los Angeles—14 Sections.
Salt Lake City to Los Angeles—12 Roomettes, 4 Double Bedrooms (No. 37 through from Denver).
Las Vegas to Los Angeles—8 Sec., D.R., 3 Dbl. Bdrms.
Chicago to Los Angeles.
Salt Lake City to Los Angeles (No. 37 through from Denver).
Dining Car... Omaha to Las Vegas—Budget priced meals and a la carte.

Footnotes for Page 8

⊗ These lounge cars are for the exclusive use of sleeping car passengers.
 ▲ Motor Bus between Lund and Cedar City.
 ☐ Conditional stop; see Tables 1 or 3. (f) Stops only on signal.
 ♦ Motor bus connections at East Los Angeles. See tables 7, 8 and 9 for complete information on bus schedules to and from East Los Angeles.
 ● Limited handling of checked baggage on these trains; consult agent.
 ▲ See Table 4, page 31, for condensed schedule of all service to the Utah-Arizona Parks from the East and from Los Angeles.
 (E.S.T.) Eastern standard time. (C.S.T.) Central standard time.
 (M.S.T.) Mountain standard time. (P.S.T.) Pacific standard time.
 Time from 12 01 midnight to 12 00 noon shown in light face type.
 Time from 12 01 noon to 12 00 midnight shown in heavy face type.



LOS ANGELES to CHICAGO, NEW YORK and MINNEAPOLIS via Salt Lake City and Omaha

Table A Condensed Schedules All Trains Daily	Streamliner City of Los Angeles 104 Daily Example		The Challenger Streamliner 108 Daily Example		City of St. Louis Idahoan 10-12 Daily Example		Pony Express- Gold Coast 38-24 Daily Example		Utah Parks Service 10-309△ 310-28△ Daily Example Summer Season	
Lv San Pedro (P.S.T.)	3.10	SU	12.20	SU	8.50	SU	5.20	SU	8.50	SU
Lv Long Beach	3.45	SU	12.55	SU	9.25	SU	5.55	SU	9.25	SU
Lv Anahelm	3.45	SU	12.50	SU	9.20	SU	5.50	SU	9.20	SU
Lv Glendale (City)	3.40	SU	12.55	SU	9.25	SU	5.55	SU	9.25	SU
Lv Pasadena	4.10	SU	1.20	SU	9.50	SU	6.20	SU	9.50	SU
Lv Alhambra	4.25	SU	1.35	SU	10.05	SU	6.35	SU	10.05	SU
Lv Los Angeles (P.S.T.)	5.00	SU	2.00	SU	10.30	SU	7.00	SU	10.30	SU
" East Los Angeles	5.20	"	2.20	"	10.50	"	7.25	"	10.50	"
" Riverside	5.40	"	2.40	"	11.15	"	7.50	"	11.15	"
" San Bernardino	6.38	"	3.30	"	12.20	"	8.35	"	12.20	"
Lv Las Vegas (P.S.T.)	11.55	SU	8.50	SU	6.30	MO	5.30	MO	6.30	MO
Lv Caliente (M.S.T.)					10.15	SU	9.30	"	10.15	SU
Ar Lund					12.05	MO	11.40	MO	5.00	MO
Ar Cedar City					6.30	MO	*1245	MO	6.30	MO
Lv Cedar City					9.00	SU	*1015	MO	9.00	SU
Lv Lund	5.37	MO	2.30	MO	12.50	"	12.35	"	11.50	SU
Ar Milford	8.40	"	5.35	"	4.45	"	5.00	"	4.30	MO
Ar Salt Lake City	8.50	"	5.45	"	5.05	"	5.30	"	5.05	"
Lv Ogden	9.35	"	6.30	"	6.05	"	6.25	"	6.05	"
Lv Ogden	9.45	"	6.40	"	6.50	"	7.15	"	7.00	"
" Evanston	11.14	"	8.09	"	8.34	"	9.20	MO	8.50	"
" Green River	1.05	"	10.00	"	11.10	"	12.15	TU	10.55	"
" Rock Springs		"		"	11.37	"	12.38	"	11.30	"
" Rawlins	3.20	"	12.15	"	2.00	"	3.20	"	1.30	"
" Laramie	5.10	"	2.05	"	4.20	"	6.35	"	3.43	"
Ar Cheyenne	6.20	"	3.15	"	5.40	"	8.15	"	5.05	"
Lv Cheyenne	6.30	"	3.25	"	7.00	"	8.30	"	5.20	"
Lv Sidney	7.50	"	4.47	"	8.55	"	10.20	"	7.02	"
Ar North Platte (M.S.T.)	9.28	"	6.28	"	11.00	MO	12.30	"	8.53	"
Lv North Platte (C.S.T.)	10.33	"	7.33	"	12.45	TU	1.40	"	10.03	"
" Kearney		MO			2.39	"	3.40	"		MO
" Grand Island	12.26	TU	9.26	"	3.50	"	4.45	"	12.15	TU
" Columbus		"			5.10	"	5.52	"		"
" Fremont		"			6.08	"	6.49	"		"
Ar Omaha	2.35	TU	11.35	MO	7.00	TU	7.50	TU	3.15	TU
Lv Omaha C. & N. W.	2.50	TU	11.45	MO			8.30	TU	3.40	TU
Ar Chicago (C.S.T.)	10.45	TU	7.45	TU			7.00	WE	1.00	TU
Lv Chicago (CT) Penn. RR	3.00	TU							3.00	TU
Ar N. Phila., Pa. (E.S.T.)	6.48	WE							6.48	WE
Ar New York (E.S.T.)	8.20	WE							8.20	WE
Lv Chicago (CST) N. Y. C.	3.30	TU								TU
Ar New York (E.S.T.)	8.00	WE								WE
Lv Omaha C. & N. W.	9.25	TU			9.25	TU	9.30	TU	9.25	TU
Ar Sloux City	11.50	"			11.50	"	11.59	TU	11.50	"
Ar St. Paul	6.15	"			8.15	"	8.05	WE	6.15	"
Ar Minneapolis (C.S.T.)	6.50	TU			6.50	TU	8.45	WE	6.50	TU

NO EXTRA FARES ON UNION PACIFIC RAILROAD

Equipment for Page 9

NO. 104—Streamliner CITY OF LOS ANGELES—Daily
 Cars to Chicago and St. Paul-Minneapolis run via C. & N. W. east of Omaha.
 Club Lounge Car ⊙ Los Angeles to Chicago (Radio, bath, valet service).
 Observation Lounge Car ⊙ Los Angeles to Chicago.
 Standard Sleeping Cars Los Angeles to Chicago—Drawing-rooms, Compartments, Bedrooms, Roomettes.
 Los Angeles to New York—10 Roomettes, 6 Double Bdrm. (N.Y.C. No. 68 east of Chicago).
 Los Angeles to New York—10 Roomettes, 6 Double Bedrooms (P.R.R. No. 48 east of Chicago).
 Los Angeles to St. Paul-Minneapolis—6 Secs., 6 Roomettes, 4 Double Bedrooms (204 east of Omaha).
 Dining Car Club and a la carte service.
 Reclining Seat—
 Leg Rest Coach Los Angeles to Chicago—all seats reserved.
 Cafe Lounge Car Los Angeles to Chicago—Challenger meals: breakfast 65¢, luncheon 85¢, dinner \$1.00. Also a la carte.

NO. 108—THE CHALLENGER STREAMLINER—DAILY
 Cars to Chicago run via C. & N. W. east of Omaha.
 Club Lounge Car Los Angeles to Chicago.
 Reclining Seat—
 Leg Rest Coaches Los Angeles to Chicago—all seats reserved.
 Los Angeles to Omaha—all seats reserved.
 Dining Car Los Angeles to Chicago—Challenger meals: breakfast (Complete Table Service) 65¢, luncheon 85¢, dinner \$1.00. Also a la carte.
 Standard Sleeping Cars Los Angeles to Chicago—Double Bedrooms, Roomettes, Sections.
 Los Angeles to Omaha—Double Bedrooms, Roomettes Sections.
 Diner Lounge Car Los Angeles to Omaha—Club and a la carte service.

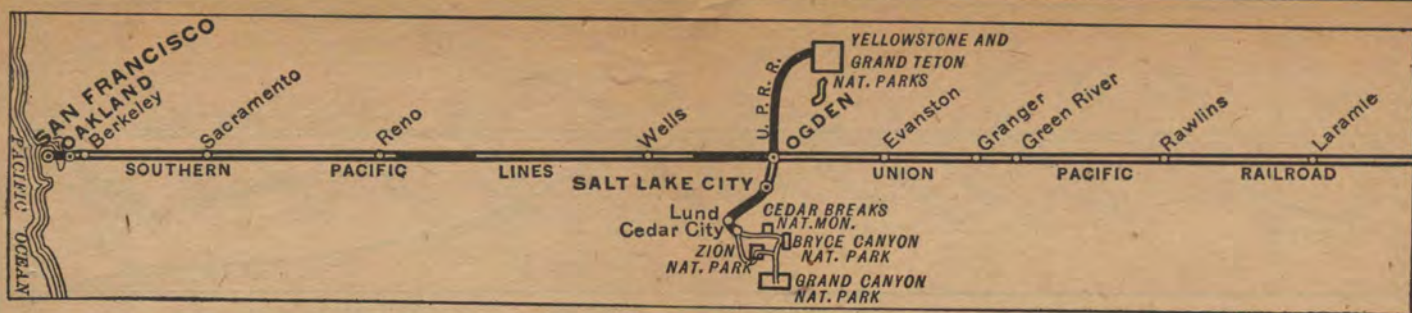
NO. 10-12—CITY OF ST. LOUIS—IDAHOAN
 No. 10 to Green River; No. 12 to Omaha.
 Club Lounge Service ⊙ Los Angeles to North Platte.
 Standard Sleeping Cars Los Angeles to Omaha—14 Sections.
 Los Angeles to Green River—12 Roomettes, 4 Double Bedrooms (No. 10 to St. Louis).
 Los Angeles to Cedar City—8 Sec., D.R., 2 Compts. (No. 309 Milford to Cedar City—June 12 to Sept. 9).
 Cedar City to Salt Lake City—10 Sec., D.R., 2 Compts. (No. 310—June 13 to Sept. 10—occupancy 7.30 a.m.).
 Reclining Seat Coaches Los Angeles to St. Paul-Minneapolis—all seats reserved (C. & N. W. 204 east of Omaha).
 Los Angeles to Green River—all seats reserved (No. 10 to St. Louis).
 Cedar City to Salt Lake City (No. 310—June 13 to Sept. 10).
 Coach Lounge Car Los Angeles to Green River (No. 10 to Denver).
 Dining Car Los Angeles to North Platte—club and a la carte service.

NO. 38-24—PONY EXPRESS—GOLD COAST—DAILY
 38 to Ogden; 24 to Chicago. Cars to Chicago run via C. & N. W. east of Omaha.
 Lounge Car Service Los Angeles to Chicago (Radio).
 Standard Sleeping Cars Los Angeles to Chicago—10 Sec., 3 Dbl. Bedrooms.
 Los Angeles to Omaha—14 Sections.
 Los Angeles to Ogden—12 Roomettes, 4 Double Bedrooms (No. 38 through to Denver).
 Los Angeles to Las Vegas—8 Sec., D.R., 3 Dbl. Bdrms.
 Reclining Seat Coaches Los Angeles to Chicago.
 Los Angeles to Ogden (No. 38 through to Denver).
 Dining Car Las Vegas to Omaha—Budget priced meals and a la carte.

Footnotes for Page 9

⊙ These lounge cars are for the exclusive use of sleeping car passengers.
 ▲ Motor Bus between Lund and Cedar City.
 ⊕ Conditional stop; see Tables 1 or 3. (f) Stops only on signal.
 † Motor bus connections at East Los Angeles. See tables 7, 8 and 9 for complete information on bus schedules to and from East Los Angeles.
 ● Limited handling of checked baggage on these trains; consult agent.

△ See Table 4, page 31, for condensed schedule of all service to the Utah-Arizona Parks from the East and from Los Angeles.
 (E.S.T.) Eastern standard time. (C.S.T.) Central standard time.
 (M.S.T.) Mountain standard time. (P.S.T.) Pacific standard time.
 Time from 12.01 midnight to 12.00 noon shown in light face type.
Time from 12.01 noon to 12.00 midnight shown in heavy face type.



NEW YORK and CHICAGO to SAN FRANCISCO via Omaha

Table B Condensed Schedules All Trains Daily		Streamliner City of San Francisco 101 Daily Example	San Francisco Overland 27 Daily Example	Gold Coast 23 Daily Example
Lv New York (E.S.T.) N.Y.C.			6.00 SAT	
Lv Detroit			7.05 SUN	
Ar Chicago (C.S.T.)			11.20 SUN	
Lv New York (EST) Penn.R.R.			5.55 SAT	
Lv N. Phila., Pa. (E.S.T.)			7.25 SAT	
Ar Chicago (C.S.T.)			9.45 SUN	
C. & N. W.				
Lv Chicago (C.S.T.)	7.00 SUN	4.00 SUN	10.30 SUN	
Lv Clinton		6.25 "	1.30 MON	
Lv Cedar Rapids	10.25 SUN	7.44 SUN	3.21 "	
Ar Council Bluffs	2.33 MON	12.44 MON	8.56 "	
Ar Omaha	2.45 MON	1.00 MON	9.25 MON	
C. & N. W.				
Lv Minneapolis		203-10-203	201-2-201	
Lv St. Paul		11.40 SUN	9.00 MON	
Lv Sioux City		12.10 "	9.45 SUN	
Ar Omaha		6.25 "	6.45 MON	
		8.40 SUN	9.05 MON	
Union Pacific				
Lv Omaha (C.S.T.)	2.55 MON	1.30 MON	10.00 MON	
" Fremont	"	"	10.53 "	
" Columbus	"	"	11.48 "	
" Grand Island	4.55 "	4.10 "	1.05 "	
" Kearney	"	"	1.52 "	
Ar North Platte (C.S.T.)	6.40 "	6.15 "	3.50 "	
Lv North Platte (M.S.T.)	5.45 "	5.25 "	3.00 "	
Ar Sidney	7.28 "	7.46 "	5.20 "	
Ar Cheyenne	9.10 "	10.00 "	7.35 "	
Lv Cheyenne	9.20 "	10.10 "	7.45 "	
" Laramie	10.40 "	11.50 "	9.40 MON	
" Rawlins	12.30 "	1.55 "	12.18 TUE	
" Rock Springs	"	"	2.37 "	
Ar Green River	2.40 "	4.25 "	3.00 "	
Lv Green River	2.50 "	4.45 "	3.40 "	
" Evanston	4.30 "	6.55 "	5.50 "	
Ar Ogden (M.S.T.)	6.05 MON	8.45 MON	7.30 TUE	
Lv Salt Lake City (M.S.T.)		7.15 MON	5.05 TUE	
Southern Pacific				
Lv Ogden (M.S.T.)	6.22 MON	9.10 MON	8.10 TUE	
" Reno (P.S.T.)	2.17 TUE	6.40 TUE	9.45 "	
" Truckee	"	7.35 "	10.50 TUE	
Ar Sacramento	6.42 "	11.32 "	3.20 WED	
Lv Sacramento	6.48 "	11.37 "	3.40 "	
Ar Berkeley	8.21 "	1.24 "	5.40 "	
" Oakland (16th St.)	8.31 "	1.35 "	5.50 "	
" Oakland Pier	8.40 "	1.45 "	6.00 "	
Ar San Francisco (P.S.T.)	9.15 TUE	2.20 TUE	6.35 WED	

NO EXTRA FARES ON UNION PACIFIC RAILROAD

Equipment for Page 10

NO. 101—Streamliner CITY OF SAN FRANCISCO—Daily

Cars from Chicago run via C. & N. W. to Omaha; U. P. to Ogden; S. P. to San Francisco.

Club Lounge Car ⊗..... Chicago to San Francisco (Radio, bath, valet service).
Standard Sleeping Cars..... Chicago to San Francisco—Drawing-rooms, Compts.,
Double Bedrooms, Roomettes, Sections.

Reclining Seat—
Leg Rest Coaches..... Chicago to San Francisco—all seats reserved.
Cafe Lounge Car..... Chicago to San Francisco—Moderately priced meals
and lounge for coach passengers.
Dining Car..... Club and a la carte service.

NO. 27—SAN FRANCISCO OVERLAND—DAILY

Cars from Chicago run via C. & N. W. to Omaha; U. P. to Ogden; S. P. to San Francisco.

Club Lounge Car ⊗..... Chicago to San Francisco (Radio).
Standard Sleeping Cars..... New York to San Francisco—10 Roomettes, 6 Double
Bedrooms (P.R.R. No. 1 to Chicago).
Car operates every other day—see Page 7.
New York to San Francisco—10 Roomettes, 6 Double
Bedrooms (N.Y.C. No. 17 to Chicago).
Car operates every other day—see Page 7.
Chicago to San Francisco—10 Roomettes, 6 Double
Bedrooms.
Chicago to San Francisco—6 Sections, 6 Roomettes,
4 Double Bedrooms.
Chicago to West Yellowstone—10 Sec., D.R., 2 Compts.
(Nos. 11-35 from Green River—June 19 to Sept. 9).
Ogden to San Francisco—6 Sections, 6 Roomettes, 4
Double Bedrooms (No. 9 from St. Louis).
Salt Lake City to San Francisco—6 Sections, 6 Room-
ettes, 4 Double Bedrooms (No. 6 to Ogden).

Reclining Seat Coaches..... Chicago to San Francisco—all seats reserved.
Ogden to San Francisco (No. 9 from St. Louis—all
seats reserved).
Club Lounge Car..... Chicago to San Francisco—for exclusive use of coach
passengers (Radio).
Dining Car..... Club and a la carte service.

NO. 23—GOLD COAST—DAILY

Cars from Chicago run via C. & N. W. to Omaha; U. P. to Ogden; S. P. to San Francisco.

Club Lounge Car..... Chicago to San Francisco (Radio).
Standard Sleeping Cars..... Chicago to San Francisco—12 Sections, D.R.
Green River to San Francisco—12 Sections, D.R.
(No. 17 from Kansas City).
Reclining Seat Coaches..... Chicago to San Francisco—not reserved.
Green River to San Francisco. (No. 17 from Kansas
City).
Dining Car..... Club and a la carte service west of Ogden. Budget
priced meals and a la carte service on Union Pacific
Railroad east of Ogden.

Footnotes for Page 10

Passengers Use Ferry Steamer between Oakland Pier and San Francisco.

⊗ These lounge cars are for the exclusive use of sleeping car passengers.

The City of San Francisco, the San Francisco Overland and the Gold Coast have lounge cars for coach passengers.

● Limited handling of checked baggage on these trains; consult agent.

⊕ Conditional stop; see table 1.

(E.S.T.) Eastern standard time.

(M.S.T.) Mountain standard time.

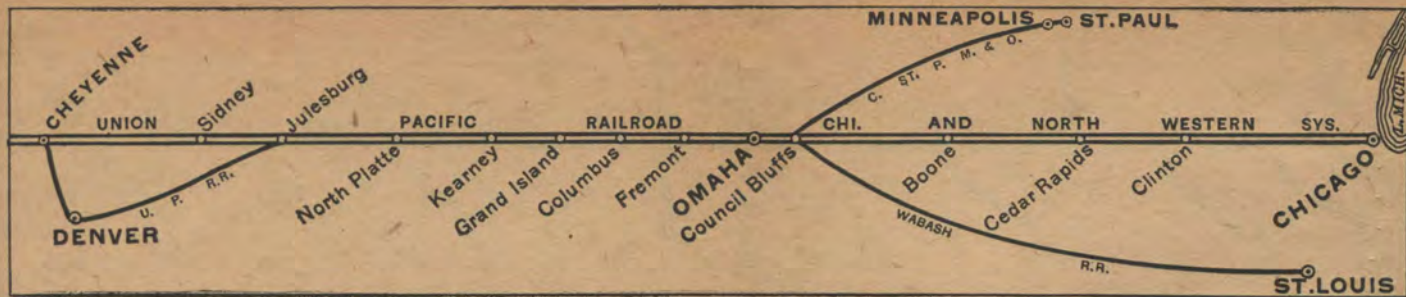
(f) Stops only on signal.

(C.S.T.) Central standard time.

(P.S.T.) Pacific standard time.

Time from 12:01 midnight to 12:00 noon shown in light face type.

Time from 12:01 noon to 12:00 midnight shown in heavy face type.



SAN FRANCISCO to CHICAGO, and NEW YORK via Omaha

Table B Condensed Schedules All Trains Daily	Streamliner City of San Francisco 102 ● Daily Example	San Francisco Overland 28 ● Daily Example	Gold Coast 24 Daily Example
Southern Pacific			
Lv San Francisco (P.S.T.)	5.00 SUN	11.30 SUN	6.30 SUN
" Oakland Pier	5.30 "	11.58 "	7.00 "
" Oakland (16th St.)	5.37 "	12.06 "	7.08 "
" Berkeley	5.45 "	12.14 "	7.17 "
Ar Sacramento	7.20 "	2.00 "	9.20 "
Lv Sacramento	7.25 "	2.05 "	9.40 SUN
" Truckee	11.51 SUN	5.52 "	1.58 MON
" Reno (P.S.T.)	9.40 MON	6.56 SUN	3.20 "
Ar Ogden (M.S.T.)	9.40 MON	6.25 MON	6.30 MON
Union Pacific			
Ar Salt Lake City (M.S.T.)	8.25 MON	9.45 MON	
Lv Ogden (M.S.T.)	9.55 MON	7.00 MON	7.15 MON
" Evanston	11.24 "	8.50 "	9.20 "
Ar Green River	1.05 "	10.45 "	11.40 MON
Lv Green River	1.15 "	10.55 "	12.15 TUE
" Rock Springs	3.30 "	1.30 "	12.38 "
" Rawlins	5.20 "	3.43 "	3.20 "
" Laramie	6.30 "	5.05 "	6.35 "
Ar Cheyenne	6.40 "	5.05 "	8.15 "
Lv Cheyenne	8.02 "	5.20 "	8.30 "
" Sidney	9.43 "	7.02 "	10.20 "
Ar North Platte (M.S.T.)	10.48 "	8.53 "	12.30 "
Lv North Platte (C.S.T.)	12.40 TUE	10.03 "	1.40 "
" Kearney	12.40 TUE	10.03 "	3.40 "
" Grand Island	12.40 TUE	12.15 TUE	4.45 "
" Columbus	12.40 TUE	12.15 TUE	5.52 "
" Fremont	12.40 TUE	12.15 TUE	6.49 "
Ar Omaha	2.50 TUE	3.15 TUE	7.50 TUE
C. & N. W.			
Lv Omaha	3.00 TUE	3.40 TUE	8.30 TUE
Lv Council Bluffs	3.10 "	3.50 "	8.45 TUE
Ar Cedar Rapids	7.14 "	8.38 "	2.30 WED
Ar Clinton	8.30 "	10.10 "	4.00 "
Ar Chicago (C.S.T.)	11.00 TUE	1.00 TUE	7.00 WED
C. & N. W.			
Lv Omaha	(204-9-204) 9.25 TUE	(202-1-202) 9.30 TUE	
Ar Sioux City	11.50 "	11.59 TUE	
Ar St. Paul	6.15 "	8.05 WED	
Ar Minneapolis (C.S.T.)	6.50 TUE	8.45 WED	
Lv Chicago (C.S.T.) N.Y.C.	8.20 TUE	8.20 TUE	
Ar New York (E.S.T.)	12.59 WED	12.59 WED	
Lv Chicago (C.S.T.) Penn.R.R.	4.30 TUE	4.30 TUE	
Ar N. Phila., Pa. (E.S.T.)	8.34 WED	8.34 WED	
Ar New York (E.S.T.)	10.10 WED	10.10 WED	

NO EXTRA FARES ON UNION PACIFIC RAILROAD

Equipment for Page 11

NO. 102—Streamliner CITY OF SAN FRANCISCO—Daily

Runs via S. P. to Ogden, and via C. & N. W. east of Omaha.

- Club Lounge Car ☉..... San Francisco to Chicago (Radio, bath, valet service).
- Standard Sleeping Cars..... San Francisco to Chicago—Drawing rooms, Compts., Reclining Seat—Double Bedrooms, Roomettes, Sections.
- Leg Rest Coaches..... San Francisco to Chicago—all seats reserved.
- Cafe Lounge Car..... San Francisco to Chicago—Moderately priced meals and lounge for coach passengers.
- Dining Car..... Club and a la carte service.

NO. 28—SAN FRANCISCO OVERLAND—DAILY

Runs via S. P. to Ogden, and via C. & N. W. east of Omaha.

- Club Lounge Car ☉..... San Francisco to Chicago (Radio).
- Standard Sleeping Cars..... San Francisco to New York—10 Roomettes, 6 Double Bedrooms (P.R.R. No. 2 east of Chicago). Car operates every other day—see Page 7.
- San Francisco to New York—10 Roomettes, 6 Double Bedrooms (N.Y.C. No. 22 east of Chicago). Car operates every other day—see Page 7.
- San Francisco to Chicago—10 Roomettes, 6 Double Bedrooms.
- San Francisco to Chicago—6 Sections, 6 Roomettes, 4 Double Bedrooms.
- San Francisco to Ogden—6 Sections, 6 Roomettes, 4 Double Bedrooms (U.P.—Wab. 10 to St. Louis).
- San Francisco to Salt Lake City—6 Sections, 6 Roomettes, 4 Double Bedrooms, (No. 30 south of Ogden). West Yellowstone to Chicago—10 Sec., D.R., 2 Compts. (Nos. 36-12 to Green River—June 21 to Sept. 11).

- Reclining Seat Coaches..... San Francisco to Chicago—all seats reserved. San Francisco to Ogden (No. 10 to St. Louis—all seats reserved).
- Club Lounge Car..... San Francisco to Chicago—for exclusive use of coach passengers (Radio).
- Dining Car..... Club and a la carte service.

NO. 24—GOLD COAST—DAILY

Runs via S. P. to Ogden, and via C. & N. W. east of Omaha.

- Club Lounge Car..... San Francisco to Chicago (Radio).
- Standard Sleeping Cars..... San Francisco to Chicago—12 Sections, D.R. San Francisco to Ogden—12 Sections, Drawing-room (No. 38-18 to Denver and Kansas City).
- Reclining Seat Coaches..... San Francisco to Chicago—not reserved. San Francisco to Ogden. (No. 38-18 to Denver and Kansas City).
- Dining Car..... Club and a la carte service west of Ogden. Budget priced meals and a la carte service on Union Pacific Railroad east of Ogden.

Footnotes for Page 11

Passengers Use Ferry Steamer between San Francisco and Oakland Pier.

☉ These lounge cars are for the exclusive use of sleeping car passengers.

The City of San Francisco, the San Francisco Overland and the Gold Coast have lounge cars for coach passengers.

● Limited handling of checked baggage on these trains; consult agent.

☉ Conditional stop; see Table 2.

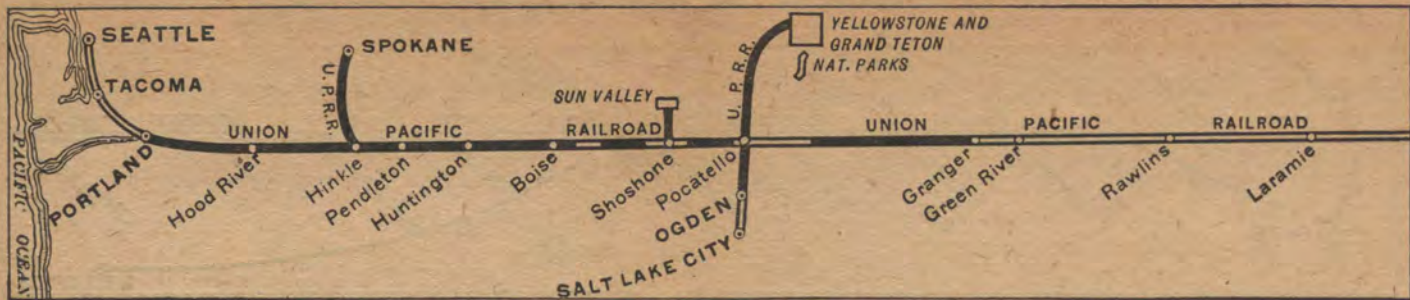
(E.S.T.) Eastern standard time.
(M.S.T.) Mountain standard time.

Time from 12:01 midnight to 12:00 noon shown in light face type.

Time from 12:01 noon to 12:00 midnight shown in heavy face type.

(f) Stops only on signal.

(C.S.T.) Central standard time.
(P.S.T.) Pacific standard time.



CHICAGO to PORTLAND and SEATTLE via Omaha

Table C Condensed Schedules All Trains Daily	Streamliner City of Portland 105 Daily Example	Gold Coast- Portland Rose 23-17 Daily Example	Idahoan 11 Daily Example	San Fran. Overland Yel. Spec. 27-11-35 Summer Season Example
C. & N. W. Lv Chicago (C.S.T.)	5.30 SUN	10.30 SUN		4.00 SUN
Ar Omaha	1.30 MON	9.25 MON		1.00 MON
Union Pacific				
Lv Omaha	1.40 MON	10.00 MON	9.30 SUN	1.30 MON
" Fremont	2.10 "	10.53 "	11.28 SUN	2.00 "
" Columbus	2.40 "	11.48 "	12.55 SUN	2.30 "
" Grand Island	3.40 "	1.05 "	12.55 MON	3.00 "
" Kearney	4.10 "	1.52 "	1.45 "	3.30 "
Ar North Platte (C.S.T.)	5.25 "	3.50 "	3.50 "	3.65 "
Lv North Platte (M.S.T.)	4.30 "	3.00 "	3.25 "	5.25 "
" Sidney	6.13 "	5.20 "	6.00 "	7.46 "
Ar Cheyenne	7.55 "	7.35 "	8.30 "	10.00 "
Lv Cheyenne	8.05 "	7.45 "	8.50 "	10.10 "
" Laramie	9.25 "	9.40 MON	10.25 "	11.50 "
" Rawlins	11.15 "	12.18 TUE	1.04 "	1.55 "
" Rock Springs	1.10 "	2.37 "	3.13 "	4.00 "
" Green River	1.35 "	3.50 "	4.50 "	5.40 "
" Kemmerer	2.47 "	5.20 "	6.15 "	6.15 "
" Montpelier	4.05 "	7.15 "	8.00 "	8.00 "
Ar Pocatello	5.45 MON	9.45 TUE	10.20 MON	10.20 MON
Ar West Yellowstone	(Summer Season)	7.30 TUE	7.30 TUE	7.30 TUE
Lv West Yellowstone	(Summer Season)	7.30 MON	(Summer Season)	(Summer Season)
Lv Pocatello	5.55 MON	10.35 TUE	11.15 MON	11.15 MON
Ar Mindoka	6.10 "	11.45 "	12.18 TUE	12.18 TUE
Ar Shoshone	7.32 MON	12.40 TUE	1.05 TUE	1.05 TUE
Lv Shoshone	7.35 MON	12.45 TUE	1.10 TUE	1.10 TUE
Ar Sun Valley (Ketchum)	9.35 MON	2.45 TUE	3.10 TUE	3.10 TUE
Lv Sun Valley (Ketchum)	5.25 MON	10.35 TUE	10.45 MON	10.45 MON
Ar Shoshone	7.25 MON	12.35 TUE	12.45 TUE	12.45 TUE
Lv Shoshone	7.32 MON	12.40 TUE	1.05 TUE	1.05 TUE
" Glens Ferry	8.25 "	2.00 "	2.15 "	2.15 "
" Boise	9.40 "	3.45 "	3.59 "	3.59 "
" Nampa	10.08 "	4.25 "	4.36 "	4.36 "
" Ontario	10.40 "	5.25 "	5.30 "	5.30 "
Ar Huntington (M.S.T.)	11.40 "	6.25 "	6.25 "	6.25 "
Lv Huntington (P.S.T.)	10.40 "	5.35 "	5.35 "	5.35 "
" Baker	11.55 MON	6.59 "	6.50 "	6.50 "
" La Grande	1.05 TUE	8.20 "	8.15 "	8.15 "
Lv Pendleton	3.10 "	10.50 "	10.30 "	10.30 "
Ar Hinkle	3.50 "	11.50 TUE	11.15 "	11.15 "
Lv Arlington	5.30 "	1.40 "	12.24 "	12.24 "
" The Dalles	6.01 "	3.00 "	1.45 "	1.45 "
" Hood River	7.30 "	3.35 "	2.20 "	2.20 "
Ar Portland	8.00 TUE	5.30 WED	4.00 TUE	4.00 TUE
Lv Portland	8.00 TUE	8.00 WED	5.00 TUE	5.00 TUE
Ar Tacoma	11.01 "	11.01 "	8.05 "	8.05 "
Ar Seattle (P.S.T.)	11.59 TUE	11.59 WED	9.15 TUE	9.15 TUE

NO EXTRA FARES ON UNION PACIFIC RAILROAD
Equipment for Page 12

NO. 105—Streamliner CITY OF PORTLAND—DAILY
C. & N. W. to Omaha; No. 457 Portland-Seattle.
Club Lounge Car... Chicago to Portland (Radio, bath, and valet service)
Standard Sleeping Cars... Chicago to Portland—2 Drawing Rooms, 4 Compartments, 4 Double Bedrooms.
Chicago to Portland—10 Roomettes, 6 Double Bdrms.
Chicago to Portland—14 Sections.
Reclining Seat—Chicago to Seattle—12 Roomettes, 4 Double Bedrooms.
Leg Rest Coaches... Chicago to Portland—all seats reserved.
Cafe Lounge Car... Chicago to Portland—Moderately priced meals and lounge for coach passengers.
Dining Car... Club and a la carte service.

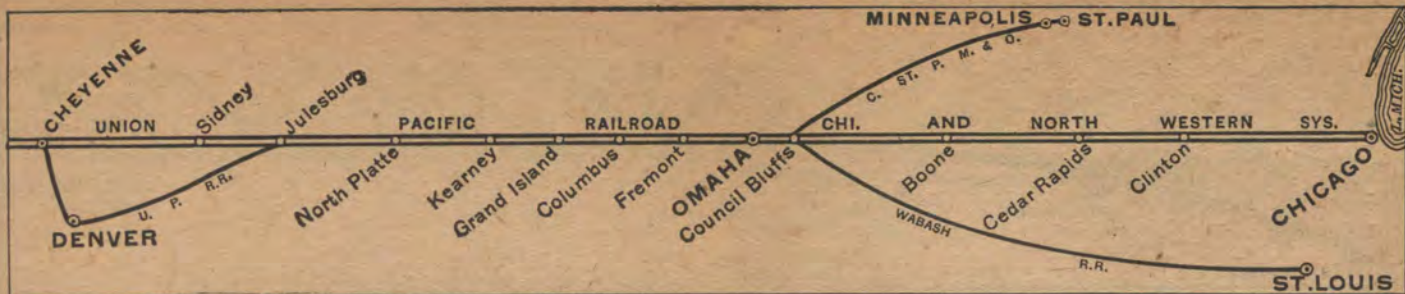
NO. 23-17—GOLD COAST—PORTLAND ROSE—DAILY
C. & N. W. No. 23 to Omaha; U. P. No. 23 to Green River; No. 17 to Portland.
Club Lounge Service... Chicago to Portland (Radio).
Standard Sleeping Cars... Chicago to Portland—10 Sections, 3 Double Bedrooms.
Pocatello to Spokane—6 Sec., 3 Rmtes., 4 Dbl. Bdrm.
(No. 10-33 from Los Angeles; No. 20 north of Hinkle).
Green River to Portland—6 Sections, 6 Roomettes, 4 Double Bedrooms (No. 17 through from Kansas City).
Green River to Portland—10 Sections, 1 Drawing-room, 2 Compartments (No. 17 through from Denver).
West Yellowstone to Pocatello—10 Sec., D.R., 2 Compts.
(No. 36 to Pocatello—occupancy until 8:00 a.m.)
(June 21 to September 11).
Reclining Seat Coaches... Chicago to Portland.
Green River to Portland (No. 17 through from Kansas City).
Green River to Spokane (No. 17 from Denver—No. 20 north of Hinkle).
Dining Car... Omaha to Hinkle—Budget priced meals and a la carte.

NO. 11—IDAHOAN—DAILY
No. 11 Omaha to Portland; No. 459 to Seattle.
Club Lounge Car... North Platte to Portland (Radio).
Standard Sleeping Cars... Omaha to Green River—14 Sections (No. 9 through to Los Angeles).
Green River to Seattle—6 Sections, 6 Roomettes, 4 Double Bedrooms (No. 9 from St. Louis).
Pocatello to Portland—10 Sections, Drawing-room Compartment (No. 29 from Salt Lake City).
Reclining Seat Coaches... Omaha to Portland—not reserved.
Green River to Portland (No. 9 from St. Louis—all seats reserved).
Pocatello to Portland (No. 29 from Salt Lake City—not reserved).
Dining Car... North Platte to Portland—Club and a la carte service.

NO. 27-11-35—SAN FRAN. OVERLAND—YELSTONE SPECIAL—DAILY THROUGH CARS FROM CHICAGO JUNE 19 TO SEPT. 9
C. & N. W. No. 27 to Omaha; U. P. No. 27 to Green River; No. 11 to Pocatello; No. 35 to West Yellowstone.
Club Lounge Service... Chicago to West Yellowstone.
Standard Sleeping Cars... Chicago to West Yellowstone—10 Sec., D.R., Compts.
Pocatello to West Yellowstone—10 Sections, Drawing-room, Compartments (open 9:30 p.m.).
Reclining Seat Coaches... Chicago to Green River—reserved seats; Green River to Pocatello; Pocatello to West Yellowstone.
Dining Car... Chicago to Pocatello.

Footnotes for Page 12

- ⊗ These lounge cars are for the exclusive use of sleeping car passengers.
The City of Portland, the Gold Coast and the San Francisco Overland have lounge cars for coach passengers.
- Limited handling of checked baggage on Train 105; consult agent.
- ⊠ Conditional stop; see Table 1 or 20. (f) Stops only on signal.
- ♠ Motor Bus. This service is provided passengers arriving or departing Shoshone and holding through rail tickets to and from Sun Valley or Ketchum, Idaho.
- West Yellowstone, Montana, is gateway to Yellowstone National Park. Summer Season is from June 21 through September 11.
- ▲ Daily train No. 459. * Daily train No. 457.
- (C.S.T.) Central Standard time. (M.S.T.) Mountain Standard time.
- (P.S.T.) Pacific Standard time.
- Time from 12.01 midnight to 12.00 noon shown in light face type.
- Time from 12.01 noon to 12.00 midnight shown in heavy face type.



SEATTLE and PORTLAND to CHICAGO via Omaha

Table C Condensed Schedules All Trains Daily		Streamliner City of Portland 105 Daily Example	Portland Rose- Gold Coast 18-24 Daily Example	Idahoan- 12 Daily Example	Yel. Spec. San Fran. Overland 36-13-28 Summer Season Example
Union Pacific					
Lv Seattle (P.S.T.)	12.30 SUN	4.45 SUN	11.45 SUN		
" Tacoma	1.26 " "	5.52 " "	1.15 MON		
Ar Portland	4.30 SUN	9.15 SUN	6.45 MON		
C. & N. W.					
Lv Portland	5.30 SUN	9.30 SUN	8.05 MON		
" Hood River	6.48 " "	10.55 " "	9.33 " "		
" The Dalles	7.20 " "	11.35 SUN	10.10 " "		
" Arlington	" " "	12.35 MON	11.12 " "		
" Hinkle	9.00 " "	2.00 " "	12.15 " "		
" Pendleton	9.38 " "	2.50 " "	1.05 " "		
" La Grande	11.40 SUN	5.35 " "	3.25 " "		
" Baker	12.40 MON	6.50 " "	4.36 " "		
Ar Huntington (P.S.T.)	2.05 " "	8.15 " "	6.00 " "		
Lv Huntington (M.S.T.)	3.05 " "	9.25 " "	7.10 " "		
" Ontario	" " "	10.20 " "	8.05 " "		
" Nampa	4.36 " "	11.20 " "	9.05 " "		
" Boise	5.00 " "	11.50 " "	9.55 MON		
" Glenns Ferry	6.10 " "	1.30 " "	11.40 TUE		
Ar Shoshone	7.05 MON	2.40 MON	12.50 TUE		
Lv Shoshone	7.10 MON	2.45 MON	1.10 TUE		
Ar Sun Valley (Ketchum)	9.10 MON	4.45 MON	3.10 TUE		
Lv Sun Valley (Ketchum)	5.00 MON	12.35 MON	10.45 MON		
Ar Shoshone	7.00 MON	2.35 MON	12.45 TUE		
Lv Shoshone	7.05 MON	2.40 MON	12.50 TUE		
" Minidoka	" " "	3.35 " "	1.45 " "		
Ar Pocatello	8.45 MON	4.45 MON	3.00 TUE		
Ar West Yellowstone	" " "	7.30 TUE	(Summer Season)		
Lv West Yellowstone	(Summer Season)	" " "	7.30 MON	7.30 MON	
Lv Pocatello	8.55 MON	5.20 MON	3.50 TUE	3.50 TUE	
" Montpelier	10.40 " "	7.50 " "	6.20 " "	6.20 " "	
" Kemmerer	11.59 " "	9.41 MON	8.11 " "	8.11 " "	
" Green River	1.25 " "	12.15 TUE	11.10 " "	10.55 " "	
" Rock Springs	" " "	12.38 " "	11.37 " "	" " "	
" Rawlins	3.40 " "	3.20 " "	2.00 " "	1.30 " "	
" Laramie	5.30 " "	6.35 " "	4.20 " "	3.43 " "	
Ar Cheyenne	6.40 " "	8.15 " "	5.40 " "	5.05 " "	
Lv Cheyenne	6.50 " "	8.30 " "	7.00 " "	5.20 " "	
" Sidney	8.12 " "	10.20 " "	8.55 " "	7.02 " "	
Ar North Platte (M.S.T.)	9.53 " "	12.30 " "	11.00 TUE	8.53 " "	
Lv North Platte (C.S.T.)	10.58 MON	1.40 " "	12.45 WED	10.03 " "	
" Kearney	" " "	3.40 " "	2.39 " "	" " "	
" Grand Island	12.50 TUE	4.45 " "	3.50 " "	12.15 WED	
" Columbus	" " "	5.52 " "	5.10 " "	" " "	
" Fremont	" " "	6.49 " "	6.08 " "	" " "	
Ar Omaha	3.00 TUE	7.50 TUE	7.00 WED	3.15 WED	
C. & N. W.					
Lv Omaha	3.10 TUE	8.30 TUE	8.00 WED	3.40 WED	
Ar Chicago (C.S.T.)	11.20 TUE	7.00 WED	8.40 WED	1.00 WED	

NO EXTRA FARES ON UNION PACIFIC RAILROAD Equipment for Page 13

NO. 106—Streamliner CITY OF PORTLAND—Daily
C. & N. W. east of Omaha; No. 408 Seattle-Portland.
Club Lounge Car @ Portland to Chicago—(Radio, bath, and valet service).
Standard Sleeping Cars Portland to Chicago—2 Drawing-rooms, 4 Compartments, 4 Double Bedrooms.
Portland to Chicago—10 Sections, 6 Double Bdrms.
Portland to Chicago—14 Sections.
Reclining Seat—
Leg Rest Coaches Portland to Chicago—12 Roomettes, 4 Double Bdrms.
Cafe Lounge Car Portland to Chicago—Moderately priced meals and lounge for coach passengers.
Dining Car Club and a la carte service.

NO. 18-24—PORTLAND ROSE—GOLD COAST—DAILY
No. 18 to Green River; No. 24 to Chicago; C. & N. W. east of Omaha.
Club Lounge Service Portland to Chicago (Radio).
Standard Sleeping Cars Portland to Chicago—10 Sections, 3 Double Bedrooms, 4 Double Bedrooms (No. 18 through to Kansas City).
Portland to Green River—10 Sections, 1 Drawing-room, 2 Compartments (No. 18 through to Denver).
Portland to Pocatello—10 Sections, 1 Drawing-room, 1 Compartment (No. 34 through to Salt Lake City).
Spokane to Pocatello—6 Sec., 6 Rmtes., 4 Dbl. Bdrm. (No. 19 to Hinkle; No. 34-9 to Los Angeles).
Pocatello to West Yellowstone—10 Sec., D.R., 2 Compts. (No. 35 from Pocatello—open 9:30 p.m.) (June 21 to September 11).

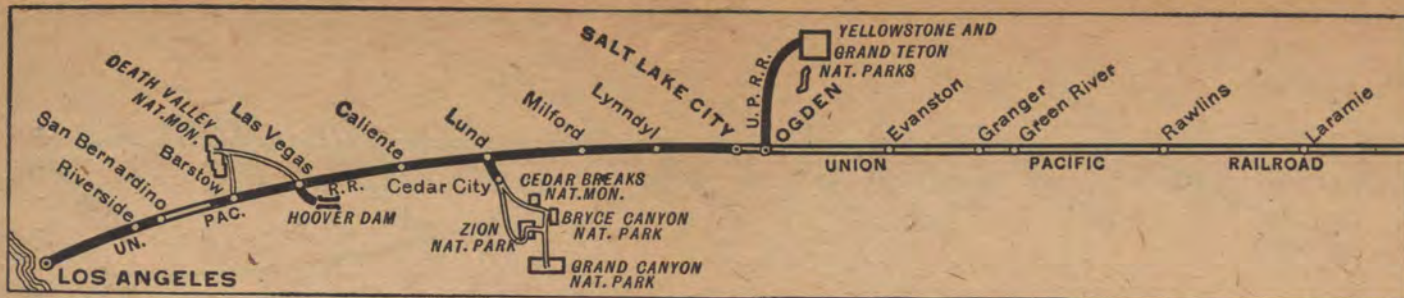
Reclining Seat Coaches Portland to Chicago.
Portland to Green River (No. 18 to Kansas City).
Spokane to Green River (No. 19 to Hinkle—No. 18 through to Denver).
Dining Car Hinkle to Omaha—Budget priced meals and a la carte.

NO. 12—IDAHOAN—DAILY
No. 402 to Portland; No. 12 to Omaha.
Club Lounge Car Portland to North Platte (Radio).
Standard Sleeping Cars Seattle to Green River—6 Sections, 6 Roomettes, 4 Double Bedrooms (U.P.-Wab. 10 through to St. Louis—open 9:30 p.m.).
Nampa to Pocatello—10 Sections, 3 Double Bedrooms (No. 30 through to Salt Lake City).
Green River to Omaha—14 Sections, (No. 10 thru from Los Angeles).
Reclining Seat Coaches Portland to Omaha—not reserved.
Portland to Green River (No. 10 through to St. Louis—all seats reserved).
Portland to Pocatello (No. 30 to Salt Lake City—not reserved).
Dining Car Portland to North Platte—Club and a la carte service.

NO. 36-12-28—YELSTONE SPECIAL—SAN FRAN. OVERLAND—DAILY THROUGH CARS FROM WEST YELLOWSTONE JUNE 21 TO SEPT. 11.
No. 36 to Pocatello; No. 12 to Green River; No. 28 to Chicago; C. & N. W. east of Omaha.
Club Lounge Service @ West Yellowstone to Chicago.
Standard Sleeping Car West Yellowstone to Chicago—10 Sec., D.R., Compts, West Yellowstone to Pocatello—10 Sections, Drawing-room, Compartments (occupancy 8:00 a.m.).
Reclining Seat Coaches West Yellowstone to Pocatello; Pocatello to Green River; Green River to Chicago—reserved seats.
Dining Car Pocatello to Chicago.

Footnotes for Page 13

- ⊕ These lounge cars are for the exclusive use of sleeping car passengers.
The City of Portland, the Gold Coast and the San Francisco Overland have lounge cars for coach passengers.
- Limited handling of checked baggage on Train 106; consult agent.
- No. 14, local from Omaha to Chicago, carries no through cars from Union Pacific.
- ◇ Motor Bus. This service is provided passengers arriving or departing Shoshone and holding through rail tickets to and from Sun Valley or Ketchum, Idaho.
- ⊞ Conditional stop; see Table 2 or 20.
- (f) Stops only on signal.
- West Yellowstone, Montana, is gateway to Yellowstone National Park. Summer Season is from June 21 through September 11.
- * Daily train No. 458. ^ Daily train No. 402 ‡ Daily Train No. 408
- (C.S.T.) Central Standard time. (M.S.T.) Mountain Standard time.
- (P.S.T.) Pacific Standard time.
- Time from 12.01 midnight to 12.00 noon shown in light face type.
- Time from 12.01 noon to 12.00 midnight shown in heavy face type.



ST. LOUIS and KANSAS CITY to LOS ANGELES via Denver

Table D
Condensed Schedules
All Trains Daily

	Streamliner City of St. Louis 9	Portland Rose-Gold Coast- Pony Express 17-23-37 Example	Pony Express 37 Example	Utah Parks Service (Summer) 9-309 Δ
Lv St. Louis (Wab.) (C.S.T.)	4.00 SUN	11.40 SUN		4.00 SUN
Ar Kansas City	9.00 SUN	7.25 MON		9.00 SUN
Lv Kansas City (U.P.)	9.30 SUN	8.30 MON		9.30 SUN
Lawrence	10.37 "	9.38 "		10.37 "
Topeka	11.30 "	10.33 "		11.30 "
Manhattan	11.59 SUN	11.02 "		11.59 SUN
Junction City	12.49 MON	11.54 "		12.49 MON
Salina	3.00 "	2.01 "		3.00 "
Ar Ellis (C.S.T.)	2.09 "	1.10 "		2.09 "
Lv Ellis (M.S.T.)	3.20 "	2.23 "		3.20 "
Oakley	7.55 "	7.00 "		7.55 "
Ar Denver	8.25 "	7.30 "	5.30 MON	8.25 "
Lv Denver	8.30 "	7.30 "	6.25 MON	8.25 "
La Salle	9.35 "		6.25 MON	
Ar Cheyenne	11.05 "		9.05 MON	11.05 "
Cheyenne			9.05 MON	
Lv Laramie	11.45 MON	10.50 MON	9.05 MON	11.45 MON
Rawlins	1.44 "	12.58 TUE	11.30 MON	1.44 "
Green River	4.40 "	3.40 "	2.20 TUE	4.40 "
Evanston	6.45 "	5.50 "	4.25 "	6.45 "
Ar Ogden	8.35 "	7.30 "	6.10 "	8.35 "
Lv Ogden	9.05 "	8.15 "	6.35 "	9.05 "
Salt Lake City	10.00 "	9.10 "	7.35 "	10.00 "
Lv Salt Lake City	10.30 MON	9.45 "	9.45 "	11.00 MON
Milford	2.10 TUE	2.25 "	2.25 "	4.15 TUE
Lv Lund	3.00 TUE	3.10 TUE	3.10 TUE	5.00 "
Ar Cedar City	6.30 TUE	4.30 TUE	4.30 TUE	6.30 TUE
Lv Cedar City	9.00 MON	2.00 TUE	2.00 TUE	9.00 MON
Lv Lund	13.00 TUE	3.10 TUE	3.10 TUE	3.00 TUE
Ar Callente (M.S.T.)	5.08 "	5.25 "	5.25 "	5.08 "
Ar Las Vegas (P.S.T.)	7.05 "	7.45 "	7.45 "	7.05 "
Lv Las Vegas	7.20 "	8.15 TUE	8.15 TUE	7.20 "
Ar Barstow	11.08 "	1.15 WED	1.15 WED	11.08 "
Ar San Bernardino	1.10 "	3.30 "	3.30 "	1.10 "
Riverside	1.40 "	4.15 "	4.15 "	1.40 "
Ar East Los Angeles	2.50 "	6.25 "	6.25 "	2.50 "
Ar Los Angeles (P.S.T.)	3.15 TUE	7.00 WED	7.00 WED	3.15 TUE
Ar Alhambra	3.15 TUE	6.50 WED	6.50 WED	3.15 TUE
Ar Pasadena	3.30 "	7.05 "	7.05 "	3.30 "
Ar Glendale (City)	3.55 TUE	7.25 WED	7.25 WED	3.55 TUE
Ar Anaheim	4.00 TUE	7.35 WED	7.35 WED	4.00 TUE
Ar Long Beach	3.45 TUE	7.20 WED	7.20 WED	3.45 TUE
Ar San Pedro (P.S.T.)	4.15 TUE	7.45 WED	7.45 WED	4.15 TUE

Equipment for Page 14

NO. 9—Streamliner CITY OF ST. LOUIS—DAILY
Wabash 9 to Kansas City; No. 9 to Los Angeles.
Club Lounge Car @ St. Louis to Los Angeles (Radio).
Standard Sleeping Cars... St. Louis to Los Angeles—12 Rmtte., 4 Double Bdrm.
St. Louis to Ogden—6 Sections, 6 Roomettes, 4 Double
Bedrooms (No. 27 to San Francisco).
St. Louis to Green River—6 Sections, 6 Roomettes, 4
Double Bedrooms (No. 11-459 to Seattle).
Kansas City to Denver—6 Sec., 6 Rmtte., 4 Dbl. Bdrm.
Kans. City to Los Angs.—6 Sec., 6 Rmtte., 4 Dbl. Bdrm.
Green River to Los Angeles—14 Sec. (No. 11 from Omaha).
Salt Lake City to Los Angeles—6 Sections, 6 Room-
ettes, 4 Double Bdrm. (Nos. 19-18-34 from Spokane).
Salt Lake City to Cedar City—10 Sec., D.R., 2 Compts.
(No. 309—June 12 to Sept. 9—open 9:30 p.m.).
Cedar City to Los Angeles—8 Sec., D.R., 2 Compts.
(No. 310 to Milford—June 13 to Sept. 10).
St. Louis to Los Angeles.
Reclining Seat Coaches... St. Louis to Ogden (No. 11 to Portland).
St. Louis to Green River (S.P. 27 to San Francisco).
Green River to L. A. (from Minn.—St. Paul via Omaha).
Salt Lake City to Cedar City (not reserved) (No. 309—
June 12 to Sept. 9).
Coach Lounge Car..... Denver to Los Angeles.
Dining Car..... Club and a carte service.

NO. 17-23-37—PORTLAND ROSE—GOLD COAST—DAILY
No. 17 to Green River; No. 23-5 to Salt Lake City. No. 37 to Los Angeles
Lounge Car Service..... Kansas City to Los Angeles (Radio).
Standard Sleeping Cars..... Kansas City to Ogden—12 Sections, Drawing-room
(No. 17-23 for San Francisco).
Ogden to Los Angeles—10 Sections, 3 Double Bed-
rooms (No. 23 from Chicago).
Reclining Seat Coaches... Kansas City to Los Angeles.
Denver to Green River (No. 23 to San Francisco).
Dining Car Service..... Budget priced meals and a la carte.

NO. 37—PONY EXPRESS—DAILY
No. 37 Denver to Los Angeles.
Standard Sleeping Cars... Denver to Salt Lake City—10 Sec., D.R., Compt.
Denver to Los Angeles—12 Rmtte., 4 Double Bdrms.
Las Vegas to Los Angeles—8 Sec., D.R., 3 Dbl. Bdrms.
Reclining Seat Coach..... Denver to Los Angeles.
Cafe Lounge Car..... Budget priced meals and a la carte.

Footnotes for Page 14

Δ See Table 4, page 31, for condensed schedule of all service to the Utah-Ariz. Parks from the East and from Los Ang. (C.T.) Central time. (M.T.) Mountain time. (P.T.) Pacific time.

@ This club lounge car is for the exclusive use of sleeping car passengers.

(f) Stops only on signal. @ Gateway to Utah-Arizona National Parks.

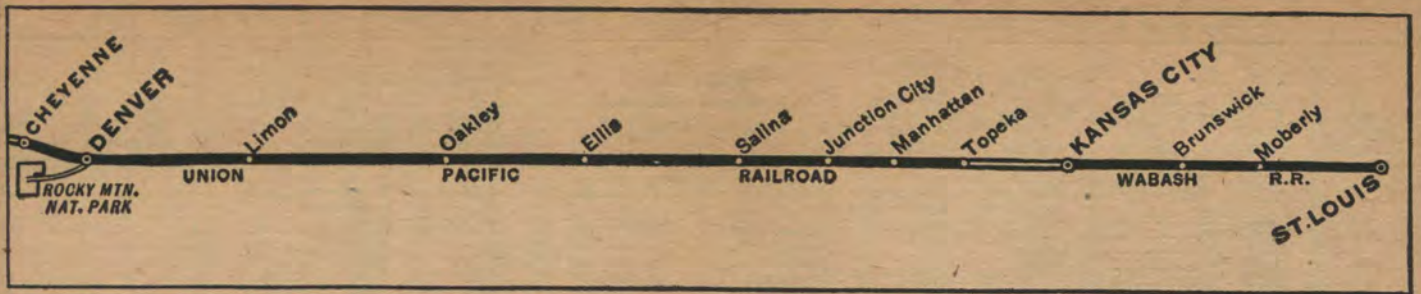
▲ Motor Bus between Lund and Cedar City. ○ Conditional stop; see Table 24 or 30.

◆ Motor bus connections with main line trains at East Los Angeles. See tables 7, 8 and 9 for complete information on bus schedules to and from East Los Angeles.



Union Pacific Motor Coach Service TO AND FROM EAST LOS ANGELES, CALIF.

- The Union Pacific maintains a passenger station at East Los Angeles, from which it operates motor coaches direct to Glendale, Pasadena, Alhambra, San Pedro, Long Beach, Anaheim, Fullerton, La Habra, Whittier and intermediate points. See Tables 7, 8 and 9 on page 31 for local schedules of all motor coaches.
- Passengers ticketed for those places may leave train at East Los Angeles where waiting motor coaches will take them direct to destination without extra charge. Baggage too, can be checked through to any of these places. These motor coaches also deliver eastbound passengers to the East Los Angeles station.



LOS ANGELES to KANSAS CITY and ST. LOUIS via Denver

Table D Condensed Schedules All Trains Daily		Streamliner City of St. Louis 10 Example	Pony Express- Portland Rose 38-18 Example	Utah Parks Service (Summer) 10-309 Δ 310-70 Δ Example
Lv San Pedro (P.S.T.)		8.50 SUN	5.20 SUN	8.50 SUN
Lv Long Beach		9.25 SUN	5.55 SUN	9.25 SUN
Lv Anaheim		9.20 SUN	5.50 SUN	9.20 SUN
Lv Glendale (City)		9.25 SUN	5.55 SUN	9.25 SUN
Lv Pasadena		9.50 SUN	6.20 SUN	9.50 SUN
Lv Alhambra		10.05 SUN	6.35 SUN	10.05 SUN
Lv Los Angeles (P.S.T.)		10.30 SUN	7.00 SUN	10.30 SUN
" East Los Angeles		10.50 " "	7.25 " "	10.50 " "
" Riverside		11.55 " "	8.55 " "	11.55 " "
" San Bernardino		12.20 " "	9.35 " "	12.20 " "
" Barstow		2.25 " "	11.55 SUN	2.25 " "
" Las Vegas (P.S.T.)		6.30 " "	5.30 MON	6.30 " "
Lv Caliente (M.S.T.)		10.15 SUN	9.30 " "	10.15 SUN
Ar Lund		12.05 MON	11.40 MON	12.05 MON
Ar Cedar City	Bryce-Grand Canyon	6.30 MON	*12.45 MON	6.30 MON
Lv Cedar City	Zion Nat'l Parks- Kaibab Nat'l Forest	9.00 SUN	*10.15 MON	9.00 SUN
Lv Lund		12.05 MON	11.40 MON	10.25 SUN
" Milford		12.50 " "	12.35 " "	11.50 SUN
Ar Salt Lake City		4.45 " "	5.00 " "	4.30 MON
Lv Salt Lake City		5.05 " "	5.30 " "	5.05 " "
Lv Ogden		6.05 " "	6.25 " "	6.05 " "
" Ogden		6.50 " "	7.10 " "	6.50 " "
" Evanston		8.34 " "	8.57 " "	8.34 " "
" Green River		10.45 " "	11.10 MON	10.45 " "
" Rawlins		1.05 " "	1.55 TUE	1.05 " "
" Laramie		2.58 MON	4.15 TUE	2.58 MON
Ar Cheyenne		Runs	Via	Runs
" Cheyenne		Cut-off	Cut-off	Cut-off
" La Salle	2.45			
" Denver	4.15	8.20 MON	8.00 TUE	6.20 MON
Lv Denver	5.20	8.50 " "	9.00 " "	6.50 " "
" Oakley		11.01 MON	1.34 " "	11.01 MON
Ar Ellis (M.S.T.)		12.12 TUE	2.55 " "	12.12 TUE
Lv Ellis (C.S.T.)		1.21 " "	4.05 " "	1.21 " "
" Salina		3.23 " "	6.25 " "	3.23 " "
" Junction City		4.32 " "	7.30 " "	4.32 " "
" Manhattan		5.03 " "	7.55 " "	5.03 " "
" Topeka		5.53 " "	8.55 " "	5.53 " "
" Lawrence		7.15 " "	10.30 " "	7.15 " "
Ar Kansas City		7.30 TUE	11.59 TUE	7.30 TUE
Lv Kansas City (Wabash)		12.29 TUE	7.35 WED	12.29 TUE
Ar St. Louis (C.T.)				

Equipment for Page 15

NO. 10—Streamliner CITY OF ST. LOUIS—DAILY
No. 10 to Kansas City; Wabash 10 to St. Louis.

Club Lounge Car ⊙ Los Angeles to St. Louis (Radio).
Standard Sleeping Cars Los Angeles to St. Louis—12 Rmte., 4 Dbl. Bdrm. Los Angs. to Kans. City—6 Sec., 6 Rmte., 4 Dbl. Bdrm. Los Angeles to Green River—14 Sec. (No. 12 to Omaha). Los Angeles to Salt Lake City—6 Sec., 6 Roomettes, 4 Double Bedrooms. (Nos. 33-17-20 thru to Spokane). Los Angeles to Cedar City—8 Sec., D.R., 2 Compts. (No. 309 from Milford—June 12 to Sept. 9). Cedar City to Salt Lake City—10 Sec., D.R., 2 Compts. (No. 310—June 13 to Sept. 10—occupancy 7:30 a.m.). Ogden to St. Louis—6 Sections, 6 Roomettes, 4 Double Bedrooms (No. 28 from San Francisco). Green River to St. Louis—6 Sections, 6 Roomettes, 4 Double Bedrooms (No. 402-12 from Seattle). Denver to Kansas City—6 Sections, 6 Roomettes, 4 Double Bedrooms.

Los Angeles to St. Louis.
Green River to St. Louis (No. 12 from Portland).
Ogden to St. Louis (S.P. 28 from San Francisco).
Los Angeles to Green River (for Omaha and St. Paul-Minneapolis).
Cedar City to Salt Lake City (not reserved) (No. 310—June 13 to Sept. 10).

Reclining Seat Coaches Los Angeles to Denver.
(All Seats Reserved) Club and a la carte service.

Coach Lounge Car Los Angeles to Denver.
Dining Car Club and a la carte service.

NO. 38-18—PONY EXPRESS—PORTLAND ROSE—DAILY
No. 38 to Denver; No. 18 to Kansas City.

Lounge Car Service Los Angeles to Kansas City (Radio).
Standard Sleeping Cars Salt Lake City to Denver—10 Sections, D.R., Compt. Los Angeles to Denver—12 Rmte., 4 Double Bdrms. Los Angeles to Ogden—10 Sec., 3 Dbl Bdrms. (No. 24 to Chicago). Los Angeles to Las Vegas—8 Sec., D.R., 3 Dbl. Bdrms. Ogden to Kansas City—12 Sections, D. R. (S.P. 24 from San Francisco). Denver to Kansas City—6 Sec., 6 Rmte., 4 Dbl. Bedrooms (No. 18 through from Portland).

Reclining Seat Coaches Los Angeles to Denver.
Los Angeles to Kansas City.
Ogden to Kansas City (S.P. 24 from San Francisco).
Dining Car Service Budget priced meals and a la carte.

Footnotes for Page 15

Δ See Table 4, page 31, for condensed schedule of all service to the Utah-Arizona Parks from the East and from Los Angeles.
⊙ This club lounge car is for the exclusive use of sleeping car passengers.
(f) Stops only on signal.
* Motor Bus between Lund and Cedar City. ⊕ Conditional stop; see Table 24.
♦ Motor bus connections with main line trains at East Los Angeles. See tables 7, 8 and 9 for complete information on bus schedules to and from East Los Angeles.
(C.T.) Central time. (M.T.) Mountain time. (P.T.) Pacific time.
Time from 12.01 midnight to 12.00 noon shown in light face type.
Time from 12.01 noon to 12.00 midnight shown in heavy face type.

When you travel on the UNION PACIFIC use the RAIL-AUTO PLAN... Have a new car to drive at your destination!



- A Union Pacific ticket agent will gladly reserve a car when you buy your railroad ticket.
- A fine new car from Hertz will be waiting at your destination to drive as your own, as long as you need it.

- The cost is low, and five or six can ride for the one price. Gas, oil and proper insurance furnished.
- Your car will meet you, if requested, or just take a cab to the convenient Hertz station.



For business or pleasure . . . for convenience unsurpassed . . . ride the Union Pacific . . . and have a car from **HERTZ** at your destination.

ST. LOUIS—KANSAS CITY—SAN FRANCISCO via Denver

Local No. 57 Example		69-369 17-23 Example		Pony Express-Gold Coast 37-23 Example		Portland Rose-Gold Coast 17-23 Example		Steamliner City of St. Louis-San Francisco Overland 9-27 ▲ Example		Table E Condensed Schedules All Trains Daily				San Francisco Overland-Streamliner City of St. Louis 28-10 Example		Gold Coast-Pony Express 24-38-18 Example		Local No. 52 Example					
										Wabash													
										11.40 SUN		4.00 SUN		Lv St. Louis (C.S.T.)		Mo. Ar		12.29 TUE		7.35 WED			
										7.25 MON		9.00 SUN		Ar Kansas City		" Lv		7.30 TUE		11.59 TUE			
										11.30 SUN		8.30 MON		Lv Kansas City Union Pacific		Mo. Ar		7.15 TUE		10.30 TUE			
										12.30 MON		9.30 SUN		" Lawrence		Kan. Lv		5.53 " "		9.30 " "			
										1.15 " "		9.38 " "		" Topeka		" " "		5.03 " "		8.55 " "			
										2.20 " "		10.33 " "		" Manhattan		" " "		4.32 " "		7.55 " "			
										3.10 " "		11.02 " "		" Junction City		" " "		4.32 " "		7.30 " "			
										3.45 " "		11.59 SUN		" Abilene		" " "		4.32 " "		7.30 " "			
										4.35 " "		12.49 " "		" Salina		" " "		3.23 " "		8.25 " "			
										8.05 " "		1.36 " "		" Hays		" " "		1.34 " "		4.23 " "			
										8.30 " "		2.01 " "		Ar Ellis (C.S.T.)		Lv " "		1.21 " "		4.05 " "			
										7.30 " "		2.09 " "		Lv Ellis (M.S.T.)		Ar " "		12.12 TUE		2.55 " "			
										9.50 " "		2.23 " "		" Oakley		" " "		11.01 MON		1.34 " "		Local No. 52 Daily Example	
										11.30 " "		3.14 " "		" Sharon Springs		Kan. " "		10.14 " "		12.40 " "			
										3.12 " "		5.09 " "		" Limon		" " "		8.20 " "		10.33 " "			
										6.30 " "		7.00 " "		Ar Denver		Lv " "		6.50 " "		9.00 " "			
										7.30 " "		8.25 " "		Lv Denver		Ar " "		6.20 MON		8.00 " "			
										8.30 SUN		9.25 MON		" LaSalle (Colorado State)		" " "		5.03 MON		6.26 " "		5.20 SUN	
										9.35 " "		10.25 MON		" Greeley (College of Education)		" Colo. " "		5.03 MON		6.26 " "		4.15 " "	
										9.49 " "		11.01 MON		" Cheyenne		Wyo. Lv		Via		Via		4.01 " "	
										11.05 SUN		11.45 MON		" Cheyenne		Ar " "		Cut-off		Cut-off		2.45 SUN	
										Cut-off		11.45 MON		" Laramie		Lv " "		2.58 MON		4.15 TUE			
										10.50 MON		12.58 TUE		" Rawlins		" " "		1.05 " "		1.55 TUE			
										12.58 TUE		1.44 " "		" Rock Springs		" " "		1.05 " "		11.32 MON			
										3.40 " "		4.40 " "		" Green River		" " "		10.45 " "		11.10 " "			
										5.50 " "		6.45 " "		" Evanston		Wyo. " "		8.34 " "		8.57 " "			
										7.30 TUE		8.35 MON		Ar Ogden (M.S.T.)		Utah Lv		6.50 MON		7.10 MON			
										5.30 TUE		7.15 MON		Lv Salt Lake City (M.T.)		" Ar		8.25 MON		9.45 MON			
										Southern Pacific													
										8.10 TUE		9.10 MON		Lv Ogden (M.S.T.)		Utah Ar		6.25 MON		6.30 MON			
										9.45 " "		6.40 TUE		" Reno (P.S.T.)		Nev. Lv		6.56 SUN		3.20 " "			
										10.50 TUE		7.35 " "		" Truckee		Cal. " "		5.52 " "		1.55 " "			
										3.40 WED		11.37 " "		" Sacramento		" " "		2.05 " "		9.40 SUN			
										5.40 " "		1.24 " "		Ar Berkeley		" " "		12.14 " "		7.17 " "			
										5.50 " "		1.35 " "		" Oakland (16th St.)		" " "		12.06 " "		7.08 " "			
										6.00 " "		1.45 " "		" Oakland Pier		" " "		11.58 " "		7.00 " "			
										6.35 WED		2.20 TUE		Ar San Francisco (P.S.T.)		Cal. Lv		11.30 SUN		6.30 SUN			

Equipment for Page 16

NO. 9-27—*Steamliner*—CITY OF ST. LOUIS—SAN FRANCISCO OVERLAND—DAILY

Wabash No. 9 to Kansas City; No. 9 to Ogden; S. P. No. 27 to San Francisco.
 Club Lounge Service ⊗ . . . St. Louis to San Francisco (Radio).
 Standard Sleeping Cars . . . St. Louis to San Francisco—6 Sections, 6 Roomettes, 4 Double Bedrooms.
 St. Louis to Green River—6 Sections, 6 Roomettes, 4 Double Bedrooms (No. 11-459 to Seattle).
 St. Louis to Ogden—12 Roomettes, 4 Double Bedrooms (No. 9 to Los Angeles).
 Kansas City to Denver—6 Sections, 6 Roomettes, 4 Double Bedrooms.
 Salt Lake City to San Francisco—6 Sections, 6 Roomettes, 4 Double Bedrooms (No. 6 to Ogden).
 Reclining Seat Coaches . . . St. Louis to San Francisco.
 (All Seats Reserved) St. Louis to Ogden (No. 9 to Los Angeles).
 St. Louis to Green River (No. 11 to Portland).
 Lounge Car Denver to San Francisco—for use of coach passengers.
 Dining Car Club and a la carte service.

NO. 17-23—PORTLAND ROSE—GOLD COAST—DAILY

No. 17 to Green River; No. 23 to Ogden; S. P. 23 to San Francisco.
 Club Lounge Service Kansas City to San Francisco (Radio).
 Standard Sleeping Cars Kansas City to Green River—6 Sections, 6 Roomettes, 4 Double Bedrooms (No. 17 through to Portland).
 Kansas City to San Francisco—12 Sections, D. R.
 Reclining Seat Coach Kansas City to San Francisco.
 Dining Car Club and a la carte service west of Ogden. Budget priced meals and a la carte service on Union Pacific Railroad east of Ogden.

NO. 28-10—SAN FRANCISCO OVERLAND—*Steamliner* CITY OF ST. LOUIS—DAILY

S. P. No. 28 to Ogden; No. 10 to Kansas City; Wabash No. 10 to St. Louis
 Club Lounge Service ⊗ San Francisco to St. Louis (Radio).
 Standard Sleeping Cars San Francisco to St. Louis—6 Sections, 6 Roomettes, 4 Double Bedrooms.
 San Francisco to Salt Lake City—6 Sections, 6 Roomettes, 4 Double Bedrooms. (No. 30 south of Ogden).
 Ogden to St. Louis—12 Roomettes, 4 Double Bedrooms (No. 10 from Los Angeles).
 Green River to St. Louis—6 Sections, 6 Roomettes, 4 Double Bedrooms (Nos. 402-12 from Seattle).
 Denver to Kansas City—6 Sections, 6 Roomettes, 4 Double Bedrooms.
 Reclining Seat Coaches San Francisco to St. Louis.
 (All Seats Reserved) Ogden to St. Louis (No. 10 from Los Angeles).
 Green River to St. Louis (No. 12 from Portland).
 Lounge Car San Francisco to Denver—for use of coach passengers.
 Dining Car Club and a la carte service.

NO. 24-38-18—GOLD COAST—PONY EXP.—PORTLAND ROSE—DAILY

S. P. No. 24 to Ogden; No. 38 to Denver; No. 18 to Kansas City
 Club Lounge Service San Francisco to Kansas City (Radio).
 Standard Sleeping Cars San Francisco to Kansas City—12 Sections, D. R.
 Ogden to Denver—10 Sections, Drawing-room, Compartment (No. 38 from Salt Lake City).
 Denver to Kansas City—6 Sections, 6 Roomettes, 4 Double Bedrooms (No. 18 through from Portland).
 Reclining Seat Coach San Francisco to Kansas City.
 Dining Car Club and a la carte service west of Ogden. Budget priced meals and a la carte service on Union Pacific Railroad east of Ogden.

Footnotes for Page 16

⊗ These lounge cars are for the exclusive use of sleeping car passengers.
 ⊕ Conditional stop; see table 24. □ Conditional stop; see table 30. (f) Stops only on signal.
 ▲ On the S.P. this train handles checked baggage only for Oakland or beyond.

(C.S.T.) Central standard time. (M.S.T.) Mountain standard time. (P.S.T.) Pacific standard time.
 Time from 12.01 midnight to 12.00 noon shown in light face type.
 Time from 12.01 noon to 12.00 midnight shown in heavy face type.

ST. LOUIS—KANSAS CITY—PORTLAND—SEATTLE via Denver

Local No. 57 Daily Example	69-369 -17 Example	Streamliner City of St. Louis - Idahoan 9-11 Example		Table F Condensed Schedules All Trains Daily		Idahoan-Streamliner City of St. Louis 12-10 Example		Portland Rose 18 Example	Local No. 52 Daily Example
		Portland Rose 17 Example	Streamliner City of St. Louis - Idahoan 9-11 Example	St. Louis (Wabash) (C.S.T.) Mo. Ar	Kansas City (Union Pacific) Mo. Ar	Idahoan-Streamliner City of St. Louis 12-10 Example	Portland Rose 18 Example		
		11.40 SUN 7.25 MON	4.00 SUN 9.00 SUN	Lv St. Louis (Wabash) (C.S.T.) Mo. Ar	Ar	12.29 WED 7.30 WED	7.35 WED 11.59 TUE		
		11.30 SUN 12.30 MON	8.30 MON 9.30 SUN	Lv Kansas City (Union Pacific) Mo. Ar	Ar	7.15 WED	10.30 TUE 9.30 " "		
		1.15 " "	9.38 " "	Lawrence Kan. " "	" "	5.53 " "	8.55 " "		
		2.20 " "	10.33 " "	Topeka " " "	" "	5.03 " "	7.55 " "		
		3.10 " "	11.02 " "	Manhattan " " "	" "	4.32 " "	7.30 " "		
		4.35 " "	11.54 " "	Junction City " " "	" "	3.23 " "	6.25 " "		
		7.30 " "	1.10 " "	Salina (C.S.T.) " " "	Lv	4.32 " "	6.25 " "		
		9.50 " "	2.23 " "	Ellis (M.S.T.) " " "	Ar	12.12 WED	2.55 " "		
		6.30 " "	7.00 " "	Oakley Kan. " "	Lv	11.01 TUE	1.34 " "		
		7.30 MON	7.30 MON	Denver Colo. " "	Ar	6.50 " "	9.00 " "		
		8.30 SUN	7.30 MON	Denver " " "	Lv	6.20 " "	8.10 " "		
		11.05 SUN	7.30 MON	Cheyenne Wyo. " "	Lv	Via	Via		
		Cut-off	Cut-off	Cheyenne " " "	Ar	Cut-off	Cut-off		
		10.50 MON	10.50 MON	Laramie " " "	Lv	2.58 " "	4.25 " "		
		12.58 TUE	12.58 TUE	Rawlins " " "	" "	1.05 " "	2.05 TUE		
		3.50 " "	3.50 " "	Green River " " "	" "	10.45 " "	11.25 MON		
		5.20 " "	5.20 " "	Kemmerer Wyo. " "	" "	8.11 " "	9.41 " "		
		9.45 TUE	9.45 TUE	Pocatello Ida. " "	Lv	3.50 TUE	5.20 MON		
		7.30 MON	7.30 MON	West Yellowstone " " "	Lv	7.30 MON			
		10.35 TUE	10.35 TUE	West Yellowstone " " "	Ar		7.30 TUE		
		11.45 " "	11.45 " "	Pocatello " " "	Ar	3.00 TUE	4.45 MON		
		12.40 TUE	12.40 TUE	Minidoka " " "	Lv	1.45 " "	3.35 " "		
		12.45 TUE	12.45 TUE	Shoshone " " "	Lv	12.50 TUE	2.40 MON		
		2.45 TUE	2.45 TUE	Shoshone " " "	Ar		2.35 MON		
		10.35 TUE	10.35 TUE	Sun Valley (Ketchum) " " "	Ar		12.35 MON		
		12.35 TUE	12.35 TUE	Sun Valley (Ketchum) " " "	Ar		4.45 MON		
		12.40 TUE	12.40 TUE	Shoshone " " "	Ar	12.50 TUE	2.40 MON		
		3.45 " "	3.45 " "	Boise Ida. " "	Lv	9.55 MON	11.50 " "		
		6.25 " "	6.25 " "	Huntington (M.S.T.) Ore. " "	Ar	7.10 " "	9.25 " "		
		5.35 " "	5.35 " "	Huntington (P.S.T.) " " "	Ar	6.00 " "	8.15 " "		
		6.59 " "	6.59 " "	Baker " " "	Lv	4.36 " "	2.50 " "		
		10.50 " "	10.50 " "	Pendleton " " "	" "	1.05 " "	2.50 " "		
		11.50 TUE	11.50 TUE	Hinkle " " "	" "	12.15 " "	2.00 MON		
		3.00 WED	3.00 WED	The Dalles " " "	" "	10.10 " "	11.35 SUN		
		3.35 " "	3.35 " "	Hood River " " "	Lv	9.33 " "	10.55 " "		
		5.30 WED	5.30 WED	Portland " " "	Lv	8.05 MON	9.30 SUN		
		8.00 WED	8.00 WED	Portland Ore. " "	Ar	6.45 MON	9.15 SUN		
		11.01 " "	11.01 " "	Tacoma Wash. " "	Ar	1.15 MON	5.52 " "		
		11.59 WED	11.59 WED	Seattle (P.S.T.) Wash. " "	Lv	11.45 SUN	4.45 SUN		

Equipment for Page 17

NO. 9-11—Streamliner CITY OF ST. LOUIS—IDAHOAN—DAILY

Wabash 9 to Kansas City; 9 to Green River; 11 to Portland; 459 to Seattle.
 Club Lounge Service @ St. Louis to Portland (Radio).
 Standard Sleeping Cars St. Louis to Seattle—6 Sec., 6 Rmte., 4 Dbl. Bdrm.
 St. Louis to Green River—6 Sections, 6 Roomettes, 4 Double Bedrooms (No. 9-27 to San Francisco).
 Kansas City to Denver—6 Sections, 6 Roomettes, 4 Double Bedrooms.
 Pocatello to Portland—10 Sections, 1 Drawing-room, 1 Compartment (No. 29 from Salt Lake City).
 Reclining Seat Coaches St. Louis to Portland (all seats reserved).
 St. Louis to Green River (No. 9 to Los Angeles—all reserved).
 St. Louis to Green River (No. 9-27 to San Francisco—all reserved).
 Green River to Portland (No. 11 from Omaha—not reserved).
 Pocatello to Portland (No. 29 from Salt Lake City—not reserved).
 Coach Lounge Car Denver to Green River.
 Dining Car Club and a la carte service.

NO. 17—PORTLAND ROSE—DAILY

Club Lounge Car Kansas City to Portland (Radio).
 Standard Sleeping Cars Kansas City to Portland—6 Sections, 6 Roomettes, 4 Double Bedrooms (occupancy until 7:30 a.m.).
 Kansas City to Green River—12 Sections, Drawing-room (No. 23 to San Francisco).
 Denver to Portland—10 Sections, 1 Drawing-room, 2 Compartments.
 Reclining Seat Coaches Kansas City to Portland; Denver to Hinkle (No. 20 to Spokane).
 Dining Car Budget priced meals and a la carte.

NO. 12-10—IDAHOAN—Streamliner CITY OF ST. LOUIS—DAILY

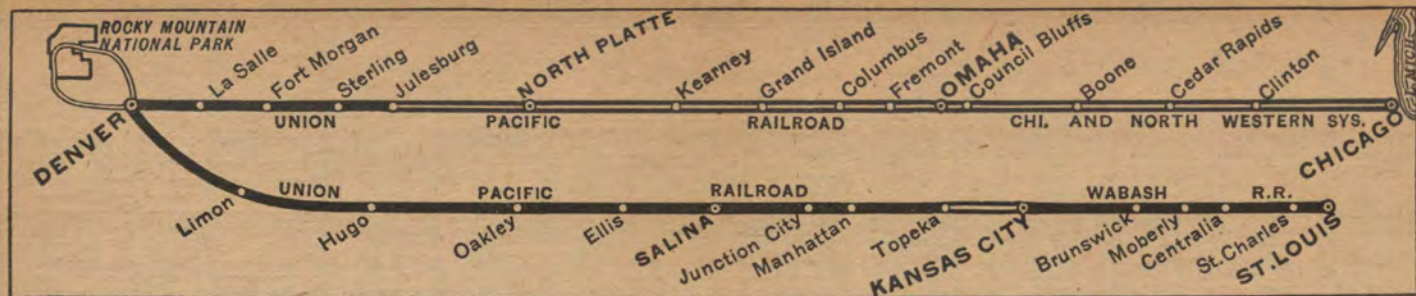
402 to Portland; 12 to Green River; 10 to Kansas City; Wab. 10 to St. Louis.
 Club Lounge Service @ Portland to St. Louis (Radio).
 Standard Sleeping Cars Seattle to St. Louis—6 Sec., 6 Rmte., 4 Dbl. Bdrm.
 West Yellowstone to Pocatello—10 Sec., D.R., 2 Compts. (No. 36—June 21 to Sept. 11).
 West Yellowstone to Green River—10 Sec., D.R., 2 Compts. (No. 36 to Pocatello; No. 12 to Green River; No. 28 to Cheyenne and Chicago (June 21 to Sept. 11)).
 Green River to St. Louis—6 Sections, 6 Roomettes, 4 Dbl. Bedrooms (No. 28-10 from San Francisco).
 Denver to Kansas City—6 Sections, 6 Roomettes, 4 Double Bedrooms (occupancy 7:30 a.m.).
 Reclining Seat Coaches Portland to St. Louis—all seats reserved.
 Portland to Pocatello (No. 30 to Salt Lake—not resv).
 Portland to Green River (No. 12 through to Omaha—not reserved).
 Green River to St. Louis (No. 10 from Los Angeles—all seats reserved).
 Green River to St. Louis (No. 28-10 from San Francisco—all seats reserved).
 Green River to Denver.
 Coach Lounge Car Green River to Denver.
 Dining Car Club and a la carte service.

NO. 18—PORTLAND ROSE—DAILY

Club Lounge Car Portland to Kansas City (Radio).
 Standard Sleeping Cars Portland to Kansas City—6 Sections, 6 Roomettes, 4 Double Bedrooms.
 Portland to Denver—10 Sections, 1 Drawing-room, 2 Compartments.
 Portland to Pocatello—10 Sec., D.R., Compt., (No. 34 to Salt Lake City).
 Pocatello to West Yellowstone—10 Sec., D.R., 2 Compts. (No. 35—open 9:30 p.m.).
 Denver to Kansas City—12 Sections, Drawing-room, (S.P. 24 from San Francisco to Ogden). (No. 38 to Denver).
 Reclining Seat Coaches Portland to Kansas City; Hinkle to Denver (from Spokane).
 Dining Car Budget priced meals and a la carte.

Footnotes for Page 17

- ☐ Conditional stop; see Table 24.
- ⊙ These lounge cars are for the exclusive use of sleeping car passengers.
- △ Daily train No. 459. # Daily train No. 457. * Daily train No. 458. □ Daily train No. 402.
- ♦ Motor Bus. This service is provided passengers arriving or departing Shoshone and holding through rail tickets to and from Sun Valley or Ketchum, Idaho.
- West Yellowstone, Montana, is gateway to Yellowstone National Park. Service during summer season only, June 21 through September 11.



CHICAGO—MINNEAPOLIS—OMAHA—DENVER

Table G
Condensed Schedules
All Trains Daily

Streamliner
City of
Denver
111
Example

National
Parks
Special
11-85
Example

NO EXTRA FARES ON UNION PACIFIC RAILROAD
Equipment for Table G

NO. 111—Streamliner CITY OF DENVER—DAILY

Train runs via C. & N. W. to Omaha; thence U. P.
Club Lounge Car ⊕ Chicago to Denver (Radio).
Standard Sleeping Cars Chicago to Denver—Drawing-rooms, Compts., Bed-rooms, Roomettes, Sections (4 cars).
Coach Lounge Car Chicago to Denver (*The Pub*).
Reclining Seat—
Leg Rest Coaches Chicago to Denver (3 cars—all seats reserved).
Dining Car Club and a la carte service.

NO. 11-85—NATIONAL PARKS SPECIAL—DAILY

No. 11 to North Platte; No. 85 to Denver.
Standard Sleeping Cars Omaha to Denver—12 Sections, 2 Double Bedrooms.
Reclining Seat Coaches Omaha to Denver—not reserved.
Cafe Lounge Car Club and a la carte service. North Platte to Denver.

	Streamliner City of Denver 111 Example	National Parks Special 11-85 Example		
C. & N. W.				
Lv Chicago (C.S.T.)	5.00	SUN		
Ar Omaha	12.40	MON		
C. & N. W.				
Lv Minneapolis (C.S.T.)	11.40	SUN	11.40	SUN
" St. Paul	12.10	"	12.10	"
" Sioux City	6.25	"	6.25	"
Ar Omaha	8.40	SUN	8.40	SUN
Union Pacific				
Lv Omaha (C.S.T.)	12.50	MON	9.30	SUN
" Fremont	⊕	"	10.28	"
" Schuyler		"	10.59	"
" Columbus	2.00	"	11.25	SUN
" Central City		"	12.10	MON
" Grand Island	2.55	"	12.55	"
" Kearney	3.33	"	1.45	"
" Lexington		"	2.25	"
Ar North Platte (C.S.T.)	4.50	"	3.50	"
Lv North Platte (C.S.T.)	3.55	"	3.10	"
" Ogallala		"	P	"
" Julesburg	f 5.10	"	4.40	"
" Sterling	6.05	"	5.48	"
" Fort Morgan	⊕	"	f 6.44	"
" La Salle	7.34	"	7.45	"
Ar Denver (M.S.T.)	8.30	MON	8.50	MON

DENVER—OMAHA—MINNEAPOLIS—CHICAGO

Table G
Condensed Schedules
All Trains Daily

Streamliner
City of
Denver
112
Example

National
Parks
Special
86-12
Example

NO EXTRA FARES ON UNION PACIFIC RAILROAD
Equipment for Table G

NO. 112—Streamliner CITY OF DENVER—DAILY

Train runs via C. & N. W. east of Omaha.
Club Lounge Car ⊕ Denver to Chicago (Radio).
Standard Sleeping Cars Denver to Chicago—Drawing-rooms, Compts., Bed-rooms, Roomettes, Sections (4 cars).
Coach Lounge Car Denver to Chicago (*The Pub*).
Reclining Seat—
Leg Rest Coaches Denver to Chicago (3 cars—all seats reserved).
Dining Car Club and a la carte service.

NO. 86-12—NATIONAL PARKS SPECIAL—DAILY

No. 86 to North Platte; No. 12 to Omaha.
Standard Sleeping Car Denver to Omaha—12 Sections, 3 Double Bedrooms (Occupancy until 7:30 a.m.).
Reclining Seat Coach Denver to Omaha—not reserved.
Cafe Lounge Car Club and a la carte service. Denver to North Platte.

	Streamliner City of Denver 112 Example	National Parks Special 86-12 Example		
Union Pacific				
Lv Denver (M.S.T.)	3.30	SUN	6.00	SUN
" La Salle	4.18	"	6.57	"
" Fort Morgan	⊕	"		"
" Sterling	5.37	"	8.42	"
" Julesburg	6.27	"	9.55	"
" Ogallala		"	⊕	"
Ar North Platte (M.S.T.)	7.32	"	11.15	SUN
Lv North Platte (C.S.T.)	8.37	"	12.45	MON
" Lexington		"	1.55	"
" Kearney	9.48	"	2.39	"
" Grand Island	10.24	"	3.50	"
" Central City		"	4.15	"
" Columbus	11.14	"	5.10	"
" Schuyler		"	5.30	"
" Fremont	⊕	SUN	6.08	"
Ar Omaha (C.S.T.)	12.30	MON	7.00	MON
C. & N. W.				
Lv Omaha	12.40	MON	8.00	MON
Ar Chicago (C.S.T.)	8.30	MON	8.40	MON
C. & N. W.				
Lv Omaha			9.25	MON
Ar Sioux City			11.50	"
" St. Paul			6.15	"
Ar Minneapolis (C.S.T.)			6.50	MON

Footnotes for Page 18

⊕ These lounge cars are for the exclusive use of sleeping car passengers.

⊕ Conditional stop; see Tables 1 or 17.

(f) Stops only on signal.

(C.S.T.) Central Standard time. (M.S.T.) Mountain Standard time.
Time from 12.01 midnight to 12.00 noon shown in light face type.

Time from 12.01 noon to 12.00 midnight shown in heavy face type.

ST. LOUIS—KANSAS CITY—DENVER

The Kansan 39 Example	Portland Rose 17 Example	Str'liner City of St. Louis 9 Example	Table H Condensed Schedules All Trains Daily		Str'liner City of St. Louis 10 Example	Portland Rose 18 Example	The Kansan 40 Example
			Wabash				
	11.40 SU	4.00 SU	Lv St. Louis (C.S.T.)	Ar	12.29 MO	7.35 MO	
	7.25 MO	9.00 MO	Lv Kansas City	Ar	7.30 MO	11.59 SU	
			Union Pacific				
9.15 SU	8.30 "	9.30 "	Lv Kansas City, Kans.	Ar	7.15 "	10.30 "	11.30 SU
10.15 "	"	"	Lv Lawrence	Ar	"	9.30 "	10.35 SU
11.05 "	9.38 "	10.37 "	Lv Topeka	Ar	5.53 "	8.55 "	10.05 "
11.36 "	"	"	Lv St. Marys	Ar	"	"	9.32 "
11.52 "	"	"	Lv Wamego	Ar	"	"	9.16 "
12.20 "	10.33 "	11.30 "	Lv Manhattan	Ar	5.03 "	7.55 "	8.58 "
12.42 "	"	"	Lv Fort Riley	Ar	"	"	8.37 "
1.00 "	11.02 "	11.59 SU	Lv Junction City	Ar	4.32 "	7.30 "	8.31 "
1.15 "	"	"	Lv Chapman	Ar	"	"	8.09 "
1.21 "	"	"	Lv Detroit	Ar	"	"	"
1.32 "	"	"	Lv Abilene	Ar	"	6.55 "	7.58 "
1.42 "	"	"	Lv Solomon	Ar	"	"	"
2.00 SU	11.54 "	12.49 "	Lv Salina	Ar	3.23 "	6.25 "	7.30 SU
Ar	2.01 "	3.00 "	Lv Ellis (C.S.T.)	Lv	1.21 "	4.05 "	"
	1.10 "	2.09 "	Lv Ellis (M.S.T.)	Lv	12.12 MO	2.55 "	"
	2.23 "	3.20 "	Lv Oakley	Ar	11.01 SU	1.34 "	"
	4.50 "	5.45 "	Lv Hugo	Ar	8.39 "	10.51 "	"
	5.09 "	6.08 "	Lv Limon	Ar	8.20 "	10.33 "	"
	7.00 MO	7.55 MO	Lv Denver (M.S.T.)	Lv	6.50 SU	9.00 SU	"

Equipment for Table H

NO. 18—PORTLAND ROSE—DAILY

Club Lounge Car..... Denver to Kansas City (Radio).
 Standard Sleeping Cars... Denver to Kansas City—12 Sections, Drawing-room (from San Francisco).
 Denver to Kansas City—6 Sections, 6 Roomettes, 4 Double Bedrooms (from Portland).
 Reclining Seat Coach..... Denver to Kansas City.
 Dining Car..... Budget priced meals and a la carte.

Equipment for Table H

NO. 9—Streamliner CITY OF ST. LOUIS—DAILY

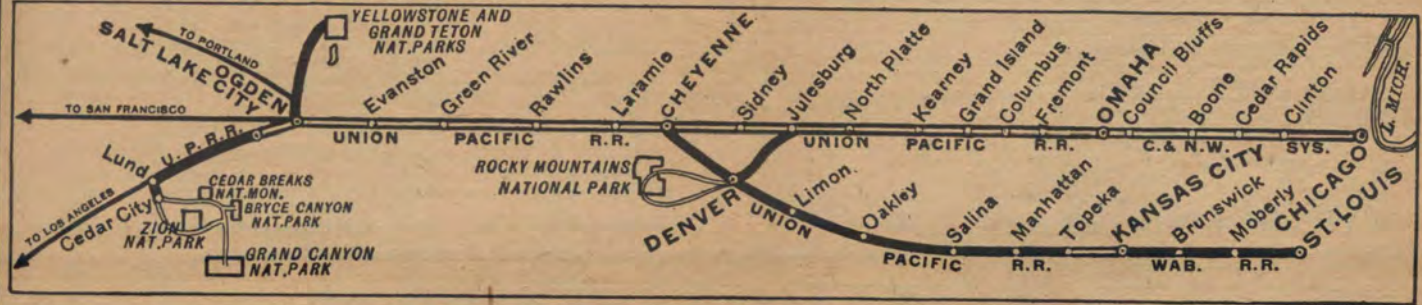
Wabash 9 to Kansas City; U. P. 9 to Denver
 Club Lounge Car..... St. Louis to Denver (Radio).
 Standard Sleeping Cars... St. Louis to Denver—12 Roomettes, 4 Double Bedrooms (from Los Angeles).
 St. Louis to Denver—6 Sections, 6 Roomettes, 4 Double Bedrooms (for San Francisco and Seattle).
 Kansas City to Denver—6 Sections, 6 Roomettes, 4 Double Bedrooms.
 Reclining Seat Coaches... St. Louis to Denver—all seats reserved.
 Dining Car..... Club and a la carte service.

NO. 17—PORTLAND ROSE—DAILY

Club Lounge Car..... Kansas City to Denver (Radio).
 Standard Sleeping Cars... Kansas City to Denver—12 Sections, Drawing-room (for San Francisco).
 Kansas City to Denver—6 Sections, 6 Roomettes, 4 Double Bedrooms (for Portland).
 Reclining Seat Coaches... Kansas City to Denver.
 Dining Car..... Budget priced meals and a la carte.

NO. 10—Streamliner CITY OF ST. LOUIS—DAILY

U. P. 10 to Kansas City; Wabash 10 to St. Louis.
 Club Lounge Car..... Denver to St. Louis (Radio).
 Standard Sleeping Cars... Denver to St. Louis—12 Roomettes, 4 Double Bedrooms (from Los Angeles).
 Denver to St. Louis—6 Sections, 6 Roomettes, 4 Double Bedrooms (from San Francisco and Seattle).
 Denver to Kansas City—6 Sec., 6 Rmte., 4 Dbl. Bdrm. (Occupancy 7:30 a.m.).
 Reclining Seat Coaches... Denver to St. Louis—all seats reserved.
 Dining Car..... Club and a la carte service.



DENVER—SALT LAKE CITY

Local No. 57 Daily Example	Pony Express 37 Example	Str'liner City of St. Louis 9 Example	Table J Condensed Schedules All Trains Daily		Str'liner City of St. Louis 10 Example	Pony Express 38 Example	Local 52 Daily Example
8.30 SU	5.30 SU	8.25 SU	Lv Denver (M.S.T.)	Ar	6.20 SU	8.00 MO	5.20 SU
9.35 "	6.25 SU	"	Lv La Salle	Ar	"	"	4.15 "
11.05 SU	Via C	ut-off	Lv Cheyenne	Ar	Via C	ut-off	2.45 SU
Ar	9.05 SU	11.45 SU	Lv Laramie	Lv	2.58 SU	4.15 MO	Lv
	11.30 SU	1.44 "	Lv Rawlins	Ar	1.05 "	1.55 MO	"
	2.20 MO	4.40 "	Lv Green River	Ar	10.45 "	11.10 SU	"
	4.25 "	6.45 "	Lv Evanston	Ar	8.34 "	8.57 "	"
	6.10 "	8.35 "	Lv Ogdén	Ar	6.50 "	7.10 "	"
	7.35 MO	10.00 SU	Lv Salt Lake City	Lv	5.05 SU	5.30 SU	"

Equipment for Table J

NO. 37—PONY EXPRESS—DAILY

Club Lounge Car..... Denver to Salt Lake City.
 Standard Sleeping Cars... Denver to Salt Lake City—10 Sections, Drawing Room, Compartment.
 Denver to Salt Lake City—12 Roomettes, 4 Double Bedrooms (for Los Angeles).
 Reclining Seat Coaches... Denver to Salt Lake City.
 Dining Car..... Budget priced meals and a la carte.

Equipment for Table J

NO. 9—CITY OF ST. LOUIS—DAILY

Club Lounge Car..... Denver to Salt Lake City (Radio).
 Standard Sleeping Cars... Denver to Salt Lake City—12 Roomettes, 4 Double Bedrooms (from St. Louis—for Los Angeles).
 Reclining Seat Coaches... Denver to Salt Lake City—all seats reserved.
 Coach Lounge Car..... Denver to Salt Lake City.
 Dining Car..... Club and a la carte service.

NO. 10—CITY OF ST. LOUIS—DAILY

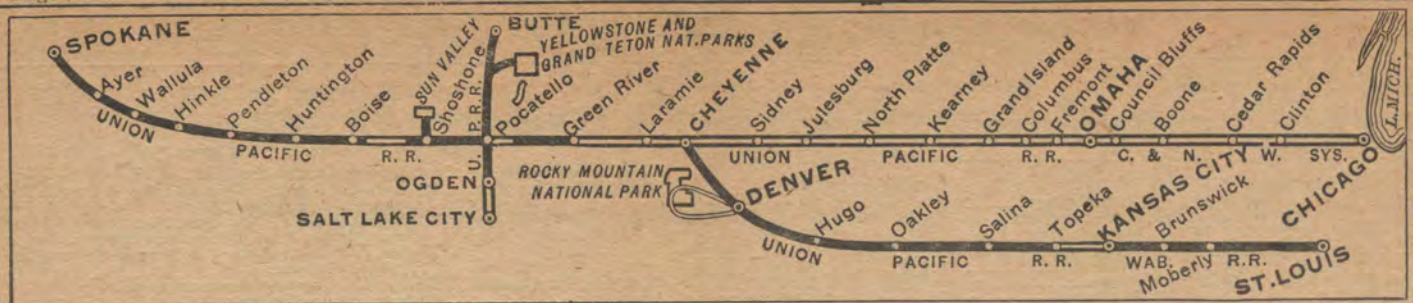
Club Lounge Car..... Salt Lake City to Denver (Radio).
 Standard Sleeping Cars... Salt Lake City to Denver—12 Roomettes, 4 Double Bedrooms (from Los Angeles—for St. Louis).
 Reclining Seat Coaches... Salt Lake City to Denver—all seats reserved.
 Coach Lounge Car..... Salt Lake City to Denver.
 Dining Car..... Club and a la carte service.

NO. 38—PONY EXPRESS—DAILY

Club Lounge Car..... Salt Lake City to Denver.
 Standard Sleeping Cars... Salt Lake City to Denver—10 Sections, Drawing Room, Compartment.
 Salt Lake City to Denver—12 Roomettes, 4 Double Bedrooms (from Los Angeles).
 Reclining Seat Coaches... Salt Lake City to Denver.
 Dining Car..... Budget priced meals and a la carte.

Footnotes for Page 19

⊗ These lounge cars are for the exclusive use of sleeping car passengers.
 ⊕ Conditional stop; see Tables 24 or 30.
 (C.S.T.) Central Standard time. (M.S.T.) Mountain Standard time.
 Time from 12.01 midnight to 12.00 noon shown in light face type. (f) stops only on signal.
 Time from 12.01 noon to 12.00 midnight shown in heavy face type.



CHICAGO — OMAHA — SPOKANE

No. 105 - Bus Example	No. 23-17-20 Example	Table K Condensed Schedules All Trains Daily		No. 19-18-24 Example	Bus - No. 106 Example
5.30 SUN	10.30 SUN	Lv Chicago (C.T.) C. & N. W.	Ar	7.00 WED	11.20 TUE
1.40 MON	10.00 MON	Lv Omaha (Union Pacific)	Ar	7.50 TUE	3.00 TUE
5.25 "	3.50 "	Lv North Platte (C.T.)	Lv	1.40 "	10.58 MON
4.30 "	3.00 "	Lv North Platte (M.T.)	Ar	12.30 "	9.53 "
8.05 "	7.45 MON	Lv Cheyenne	Lv	8.30 TUE	6.50 "
5.55 "	10.35 TUE	Lv Pocatello	Lv	5.20 MON	8.55 "
9.40 "	3.45 "	Lv Boise	Lv	11.50 "	5.00 "
11.40 "	6.25 "	Ar Huntington (M.T.)	Ar	9.25 "	3.05 "
10.40 MON	5.35 "	Lv Huntington (P.T.)	Ar	8.15 "	2.05 MON
3.10 TUE	10.50 "	Ar Pendleton	Lv	2.50 "	9.38 SUN
♦ 6.50 TUE	10.50 "	Lv Pendleton	Ar	2.50 "	♦ 6.55 SUN
	11.50 TUE	Ar Hinkle	Lv	12.30 MON	
	2.55 WED	Lv Wallula	Lv		
	7.00 WED	Ar Yakima	Lv	8.00 SUN	
♦ 8.20 TUE	6.45 WED	Ar Walla Walla	Lv	9.45 SUN	♦ 5.30 SUN
	4.05 WED	Ar Ayer	Lv	11.27 SUN	
♦ 12.15 TUE	7.30 WED	Ar Lewiston	Lv	7.45 SUN	♦ 5.45 SUN
	8.50 WED	Ar Moscow	Lv	6.45 SUN	
♦ 12.45 TUE	6.30 WED	Ar Spokane (P.T.)	Lv	9.00 SUN	♦ 1.00 SUN

NO. 23-17-20—GOLD COAST—PORTLAND ROSE—DAILY
 No. 23 to Green River; No. 17 to Hinkle; No. 20 to Spokane.
 Club Lounge Service..... Chicago to Spokane.
 Standard Sleeping Cars..... Chicago to Hinkle—10 Sections, 3 Double Bedrooms (for Portland). Change to Spokane car after leaving Pocatello.
 Pocatello to Spokane—6 Sec., 6 Rmte., 4 Dbl. Bdrm., (No. 10-33 from Los Angeles and Salt Lake City).
 Reclining Seat Coaches... Chicago to Hinkle (for Portland).
 Dining Car..... Omaha to Hinkle—Budget priced meals and a la carte.

NO. 19-18-24—PORTLAND ROSE—GOLD COAST—DAILY
 No. 19 to Hinkle; No. 18 to Green River; No. 24 to Chicago.
 Club Lounge Service..... Spokane to Chicago.
 Standard Sleeping Cars... Spokane to Pocatello—6 Sec., 6 Rmte., 4 Dbl. Bdrm., (No. 34-9 to Salt Lake City and Los Angeles).
 Change to Chicago car before arriving Pocatello.
 Hinkle to Chicago—10 Sections, 3 Double Bedrooms (from Portland).
 Reclining Seat Coaches... Spokane to Green River (No. 18 through to Denver).
 Dining Car..... Hinkle to Chicago (from Portland).
 Hinkle to Omaha—Budget priced meals and a la carte.

NO. 106—Streamliner. CITY OF PORTLAND—DAILY
 Bus to Pendleton; No. 106 to Chicago.
 Club Lounge Car..... Pendleton to Chicago (Radio, bath and valet service).
 Standard Sleeping Cars... Pendleton to Chicago—Drawing-rooms, Compts., Bedrooms, Roomettes, Sections.
 Reclining Seat Coaches... Pendleton to Chicago (leg rest seats—all reserved).
 Cafe Lounge Car..... Moderately priced meals and lounge for coach passengers.
 Dining Car..... Club and a la carte service.

ST. LOUIS — KANSAS CITY — SPOKANE

No. 17-20 Example	Table L Condensed Schedules All Trains Daily		No. 19-18 Example
11.40 SUN	Lv St. Louis (C.T.)	Wabash	7.35 WED
7.25 MON	Lv Kansas City		11.59 TUE
8.30 "	Lv Kansas City (Union Pacific)		10.30 "
7.30 MON	Lv Denver (M.T.)		8.10 TUE
10.35 TUE	Lv Pocatello		5.20 MON
10.50 "	Ar Pendleton (P.T.)		2.50 "
10.50 TUE	Lv Pendleton		2.50 "
2.20 WED	Lv Hinkle		2.00 "
2.55 WED	Lv Wallula		12.30 MON
	7.00 WED	Ar Yakima	8.00 SUN
	6.45 "	Ar Walla Walla	9.45 "
	2.55 "	Lv Wallula	12.30 MON
	4.05 "	Ar Ayer	11.27 SUN
	7.30 "	Ar Lewiston	7.45 "
	8.50 "	Ar Moscow	6.45 "
	4.05 "	Lv Ayer	11.27 "
	6.02 "	Lv Cheney	9.22 "
	6.30 WED	Ar Spokane (P.T.)	9.00 SUN

Equipment for Table L
NO. 17-20—PORTLAND ROSE—DAILY
 No. 17 to Hinkle; No. 20 to Spokane.
 Club Lounge Service..... Kansas City to Spokane.
 Standard Sleeping Cars... Kansas City to Hinkle—6 Sections, 6 Roomettes, 4 Double Bedrooms (for Portland). Change to Spokane car after leaving Pocatello.
 Denver to Hinkle—10 Sections, 1 Drawing-room, 2 Compartments (for Portland).
 Pocatello to Spokane—6 Sections, 6 Roomettes, 4 Double Bedrooms (No. 10-33 from Los Angeles and Salt Lake City) (occupancy until 8:00 a.m.).
 Reclining Seat Coaches... Kansas City to Denver; Denver to Spokane.
 Dining Car..... Budget priced meals and a la carte.

NO. 19-18—PORTLAND ROSE—DAILY
 No. 19 to Hinkle; No. 18 to Kansas City.
 Club Lounge Service..... Spokane to Kansas City.
 Standard Sleeping Cars... Spokane to Pocatello—6 Sec., 6 Rmte., 4 Dbl. Bdrm. (No. 34-9 to Salt Lake City and Los Angeles). Change to Denver or Kansas City car before arrival Pocatello).
 Hinkle to Denver—10 Sections, 1 Drawing-room, 2 Compartments (from Portland).
 Hinkle to Kansas City—6 Sections, 6 Roomettes, 4 Bedrooms (from Portland).
 Reclining Seat Coaches... Spokane to Denver; Denver to Kansas City.
 Dining Car..... Budget priced meals and a la carte.

Footnotes for Page 20

⊗ These lounge cars are for the exclusive use of sleeping car passengers.
 All trains listed on this page have lounge cars for coach passengers.
 ♦ Via Northwest Greyhound Bus north of Pendleton.
 (C.T.) Central time. (M.T.) Mountain time. (P.T.) Pacific time. † Time from 12.01 midnight to 12.00 noon shown in light face type. Time from 12.01 noon to 12.00 midnight shown in heavy face type.

CHICAGO—ST. LOUIS—KANSAS CITY—WEST YELLOWSTONE—VICTOR

City of St. Louis Yellowstone Special 9-11-35-47	San Fran. Overland Yel. Special No.27-11-35-47 Example	Table O Summer Season ☉ All Trains Daily		Yel. Special San Fran. Overland No.48-36-12-28 Example	Yellowstone Special City of St. Louis 48-36-12-10
4.00 SUN	1.00 MON	Ar	Chicago (C.S.T.) C.&N.W.	1.00 TUE	12.29 TUE
9.00 SUN	1.30 MON	Ar	Omaha	3.40 TUE	7.30 TUE
9.30 SUN	10.00 MON	Ar	Omaha (Union Pacific)	3.15 TUE	7.15 TUE
7.55 MON		Ar	Cheyenne (M.S.T.)	5.20 MON	6.50 MON
8.25 "		Ar	St. Louis (C.S.T.) (Wab.)		6.20 "
		Ar	Kansas City		
		Ar	Denver (M.S.T.)		
		Ar	Denver		
		Ar	Cheyenne		
		Ar	Cheyenne (M.S.T.)		
		Ar	Green River		
		Ar	Green River		
		Ar	Pocatello		
		Ar	Pocatello		
		Ar	Blackfoot		
		Ar	Idaho Falls		
		Ar	Ashton		
		Ar	Ashton		
		Ar	Victor		
		Ar	W. Yellowstone (M.S.T.)		

9-11-35-47 CITY OF ST. LOUIS—YELLOWSTONE SPECIAL—DAILY
 Wabash 9 St. Louis to Kansas City; No. 9 to Green River; No. 11 to Pocatello; No. 35 to Ashton and West Yellowstone; 47 to Ashton and Victor
 Club Lounge Service... St. Louis to West Yellowstone.
 Standard Sleeping Car... St. Louis to West Yellowstone—Sections and Rooms (requires car to car change after leaving Green River).
 Reclining Seat Coaches... St. Louis to Pocatello—all seats reserved. Pocatello to West Yellowstone; Ashton to Victor—not reserved.
 Dining Car... St. Louis to Pocatello.

48-36-12-28 YELLOWSTONE SPECIAL—SAN FRAN. OVERLAND—DAILY
 No. 48 Victor to Ashton; No. 36 West Yellowstone and Ashton to Pocatello; No. 12 to Green River; No. 28 to Chicago; C. & N. W. east of Omaha
 Club Lounge Service... West Yellowstone to Chicago.
 Standard Sleeping Car... West Yellowstone to Chicago—10 Sec., D. R., Compts.
 Reclining Seat Coaches... Victor to Ashton; West Yellowstone to Pocatello; Pocatello to Green River—not reserved. Green River to Chicago—all seats reserved.
 Dining Car... Pocatello to Chicago.

No. 48-36-12-10 YELLOWSTONE SPECIAL—CITY OF ST. LOUIS—DAILY
 No. 48 to Ashton; No. 36 West Yellowstone and Ashton to Pocatello; No. 12 Pocatello to Green River; No. 10 to St. Louis; Wabash east of Kansas City.
 Club Lounge Service... West Yellowstone to St. Louis.
 Standard Sleeping Car... West Yellowstone to St. Louis—Sections and Rooms (requires car to car change before arrival Green River).
 Reclining Seat Coaches... Victor to Ashton; West Yellowstone to Pocatello—not reserved. Pocatello to St. Louis—all seats reserved.
 Dining Car... Pocatello to St. Louis.

27-11-35-47 SAN FRAN. OVERLAND—YELLOWSTONE SPECIAL—DAILY
 C. & N. W. No. 27 to Omaha; No. 27 to Green River; No. 11 to Pocatello; No. 35 to Ashton and West Yellowstone; No. 47 to Ashton and Victor
 Club Lounge Service... Chicago to West Yellowstone.
 Standard Sleeping Car... Chicago to West Yellowstone—10 Sec., D. R., Compts.
 Reclining Seat Coaches... Chicago to Green River (reserved); Green River to Pocatello; Pocatello to West Yellowstone; Ashton to Victor (not reserved).
 Dining Car... Chicago to Pocatello.

LOS ANGELES—SALT LAKE CITY—WEST YELLOWSTONE—VICTOR—BUTTE

Yellowstone Special 38-35-47 Example	City of St. Louis Northwest Special 10-33 Example	Butte Special 38-29 Example	Table R Condensed Schedules All Trains Daily		Butte Special 30-37 Example	Northwest Special City of St. Louis 34-9 Example	Yellowstone Special 48-36-37 Example
7.00 SU	10.30 SU	7.25 SU	Ar	Los Angeles (P.S.T.)	7.00 TU	3.15 MO	7.00 TU
7.25 "	10.50 "	7.50 "	Ar	East Los Angeles	6.25 "	2.50 "	6.25 "
8.55 "	11.55 "	8.55 "	Ar	Riverside	4.15 "	1.40 "	4.15 "
9.25 "	12.15 "	9.25 "	Ar	San Bernardino	3.40 "	1.15 "	3.40 "
9.35 "	12.20 "	9.35 "	Ar	San Bernardino	3.30 "	1.10 "	3.30 "
11.55 SU	2.25 "	11.55 SU	Ar	Barstow	1.15 TU	11.08 "	1.15 TU
5.00 MO	6.15 "	5.00 MO	Ar	Las Vegas	8.15 MO	7.20 "	8.15 MO
5.30 "	6.30 "	5.30 "	Ar	Las Vegas (P.S.T.)	7.45 "	7.05 "	7.45 "
9.30 "	10.15 "	9.30 "	Ar	Caliente (M.S.T.)	5.25 "	5.08 "	5.25 "
11.40 "	12.05 MO	11.40 "	Ar	Lund	3.10 "	3.00 "	3.10 "
12.35 "	12.50 "	12.35 "	Ar	Milford	2.25 "	2.10 "	2.25 "
2.10 "		2.10 "	Ar	Lynnndyl	12.20 "		12.20 "
5.00 "	4.45 "	5.00 "	Ar	Salt Lake City	9.45 "	10.30 "	9.45 "
8.00 "	5.30 "	6.00 "	Ar	Salt Lake City	8.25 "	9.45 "	7.00 "
8.55 "	6.20 "	6.50 "	Ar	Ogden	7.30 "	8.50 "	6.00 "
9.10 MO	6.50 "	7.20 "	Ar	Ogden	7.10 "	8.30 "	5.40 "
12.40 TU	10.10 "	10.45 "	Ar	Pocatello	3.55 "	5.10 "	2.25 "
1.05 "	10.40 "	11.30 MO	Ar	Pocatello	3.05 "	4.20 "	1.55 "
11.37 "	11.16 "	12.02 TU	Ar	Blackfoot	2.08 "	3.38 "	12.53 "
2.20 TU	12.25 MO	12.55 TU	Ar	Idaho Falls	1.25 MO	3.00 SU	12.15 MO
			Ar	Idaho Falls			
			Ar	Dubois			
			Ar	Spencer			
			Ar	Lima			
			Ar	Lima			
			Ar	Armstead			
			Ar	Dillon			
			Ar	Melrose			
			Ar	Silver Bow			
			Ar	Butte (M.S.T.)			

NO. 38-29—PONY EXPRESS—BUTTE SPECIAL—DAILY
 No. 38 to Salt Lake City; No. 29 to Butte.
 Standard Sleeping Cars... Los Angeles to Salt Lake City.
 Reclining Seat Coaches... Los Angeles to Salt Lake City; Salt Lake City to Butte.
 Dining Car Service... Las Vegas to Butte.

NO. 10-33—NORTHWEST SPECIAL—DAILY
 No. 10 to Salt Lake City; No. 33 to Idaho Falls; No. 31 to Victor.
 Club Lounge Service... Los Angeles to Pocatello.
 Standard Sleeping Cars... Los Angeles to Pocatello—6 Sec., 6 Rmte., 4 Dbl. Bdrm. No. 17-20 thru to Spokane.
 Reclining Seat Coaches... Los Angeles to Salt Lake, to Idaho Falls, to Victor.
 Dining Car... Los Angeles to Pocatello.

NO. 30-37—BUTTE SPECIAL—PONY EXPRESS—DAILY
 No. 30 to Salt Lake City; No. 37 to Los Angeles.
 Standard Sleeping Cars... Butte to Salt Lake City—6 Sec., 6 Rmte., 4 Dbl. bdrm Salt Lake City to Los Angeles.
 Reclining Seat Coaches... Butte to Salt Lake City. Salt Lake City to Los Angeles.
 Dining Car Service... Butte to Las Vegas.

NO. 34-9—NORTHWEST SPECIAL—DAILY
 No. 34 to Salt Lake City; No. 9 to Los Angeles.
 Club Lounge Service... Pocatello to Los Angeles.
 Standard Sleeping Cars... Pocatello to Los Angeles—6 Sec. 6 Rmte; 4 Dbl. Bdrm. (Nos. 19-18 thru from Spokane).
 Reclining Seat Coaches... Ashton to Salt Lake City. Salt Lake City to Los Angeles.
 Dining Car... Pocatello to Ogden; Salt Lake City to Los Angeles.

Summer Season Service
NO. 38-35-47—PONY EXPRESS—YELLOWSTONE SPECIAL—DAILY
 No. 38 to Salt Lake City; No. 35 to Pocatello, Ashton and West Yellowstone; No. 47 Ashton to Victor.
 Lounge Car Service... Los Angeles to West Yellowstone.
 Standard Sleeping Cars... Salt Lake to West Yellowstone—6 Compts., 3 D.R. Salt Lake City to West Yellowstone—14 Sections. Salt Lake City to Victor—8 Sec., 1 D.R., 2 Compts. Pocatello to West Yellowstone—10 Sections, 1 Drawing-room, 2 Compts. (open 9:30 p.m.).
 Reclining Seat Coaches... Los Angeles to Salt Lake City. Salt Lake City to West Yellowstone; Ashton to Victor.
 Dining Car Service... Las Vegas to Salt Lake City.

NO. 48-36-37—YELLOWSTONE SPECIAL—PONY EXPRESS—DAILY
 No. 48 Victor to Ashton; No. 36 W. Yellowstone and Ashton to Pocatello and Salt Lake City; No. 37 to Los Angeles.
 Lounge Car Service... West Yellowstone to Los Angeles.
 Standard Sleeping Cars... West Yellowstone to Salt Lake City—6 Compts., 3 D.R. West Yellowstone to Pocatello—10 Sec., DR., Compts. (occupancy until 8:00 a.m.).
 Reclining Seat Coaches... Victor to Salt Lake City—8 Sec., 1 D.R., 2 Compts. Victor to Ashton; West Yellowstone to Salt Lake City. Salt Lake City to Los Angeles.
 Dining Car Service... Salt Lake City to Las Vegas.

Footnotes for Page 21

(f) Stops only on signal.
 ☉ First car leaves Chicago June 19, arrives West Yellowstone June 21.
 * Operates only during Yellowstone Park season, June 21 through September 11.
 (C.S.T.) Central standard time, (M.S.T.) Mountain standard time, (P.S.T.) Pacific standard time.
 Time from 12.01 noon to 12.00 midnight shown in light face type.
 Time from 12.01 noon to 12.00 midnight shown in heavy face type.

LOS ANGELES — SPOKANE — Via Shoshone (SUNVALLEY)—Boise—Nampa

No. 29-25 Example	No. 10-33- 17-20 Example	Table T Condensed Schedules All Trains Daily		No. 19-18- 34-9 Example	No. 12-30 Example
10.30 SUN	10.30 SUN	Lv	Los Angeles (P.S.T.)	Ar	3.15 TUE
10.50 "	10.50 "	Lv	East Los Angeles	Ar	2.50 "
6.30 SUN	6.30 SUN	Lv	Las Vegas (P.T.)	Ar	7.05 TUE
4.45 MON	4.45 MON	Ar	Salt Lake City (MST)	Lv	10.30 MON
6.00 SUN	5.30 MON	Lv	Salt Lake City (M.S.T.)	Ar	9.45 MON
7.20 "	6.50 MON	Ar	Ogden	Ar	8.30 "
10.45 SUN	10.10 MON	Ar	Pocatello	Lv	5.10 MON
1.15 MON	10.35 MON	Lv	Pocatello	Ar	4.45 MON
7.45 MON	11.45 "	Lv	Mindoka	Ar	3.35 "
3.25 MON	12.40 MON	Ar	Shoshone	Lv	2.40 MON
49.10 MON	42.45 MON	Ar	Sun Valley	Lv	1235 MON
1045 SUN	1035 MON	Lv	Sun Valley	Ar	44.45 MON
3.25 MON	12.40 MON	Lv	Shoshone	Ar	2.40 MON
7.45 MON	3.45 "	Lv	Boise	Lv	11.50 "
8.15 MON	4.15 "	Ar	Nampa	Lv	11.20 "
	6.25 "	Ar	Huntington (M.S.T.)	Lv	9.25 "
	5.35 "	Lv	Huntington (P.S.T.)	Ar	8.15 "
	6.59 "	"	Baker	Lv	6.50 "
	8.20 "	"	La Grande	Lv	5.35 "
	10.50 "	Ar	Pendleton	Lv	2.50 "
	11.50 MON	Ar	Hinkle	Lv	2.00 MON
	2.20 TUE	Lv	Hinkle	Ar	1.15 MON
	2.55 "	"	Wallula	Lv	12.30 MON
	4.05 "	"	Ayer	Lv	11.27 SUN
	6.30 TUE	Ar	Spokane (P.S.T.)	Lv	9.00 SUN

SALT LAKE CITY — BOISE — PORTLAND — SEATTLE

No. 29-11 459 Example	No. 33-17- 457 Example	Table U Condensed Schedules All Trains Daily		No. 458-18- 34 Example	No. 402-12- 30 Example
6.00 SUN	5.30 SUN	Lv	Salt Lake City (M.S.T.)	Ar	9.45 MON
7.20 "	6.50 "	Lv	Ogden	Ar	8.30 "
10.45 SUN	10.10 SUN	Ar	Pocatello	Lv	5.10 MON
11.15 SUN	10.35 SUN	Lv	Pocatello	Ar	4.45 MON
12.18 MON	11.45 "	Lv	Mindoka	Ar	3.35 "
1.05 MON	12.40 SUN	Ar	Shoshone	Lv	2.40 MON
43.10 MON	42.45 SUN	Ar	Sun Valley	Lv	1235 MON
1045 SUN	1035 SUN	Lv	Sun Valley	Ar	44.45 MON
1.05 MON	12.40 SUN	Lv	Shoshone	Ar	2.40 MON
3.59 "	3.45 "	Lv	Boise	Lv	11.50 "
4.36 "	4.25 "	Lv	Nampa	Lv	11.20 "
6.25 "	6.25 "	Ar	Huntington (M.S.T.)	Lv	9.25 "
5.35 "	5.35 "	Lv	Huntington (P.S.T.)	Ar	8.15 "
6.50 "	6.59 "	"	Baker	Lv	6.50 "
8.15 "	8.20 "	"	La Grande	Lv	5.35 "
10.30 "	10.50 SUN	"	Pendleton	Lv	2.50 MON
1.45 "	3.00 MON	"	The Dalles	Ar	11.35 SUN
4.00 MON	5.30 MON	Ar	Portland	Lv	9.30 SUN
5.00 MON	8.00 MON	Lv	Portland	Ar	9.15 SUN
8.05 "	11.01 "	Ar	Tacoma	Lv	5.52 "
9.15 MON	11.59 MON	Ar	Seattle (P.S.T.)	Lv	4.45 SUN

Footnotes for Page 22

♦ Motor Bus. This service is provided passengers arriving or departing Shoshone and holding through rail tickets to and from Sun Valley or Ketchum, Idaho.

(M.S.T.) Mountain Standard time.

(P.S.T.) Pacific Standard time.

Time from 12.01 midnight to 12.00 noon shown in light face type.

Time from 12.01 noon to 12.00 midnight shown in heavy face type.

Equipment for Table T

NO. 10-33-17-20—CITY OF ST. LOUIS—PORTLAND ROSE—DAILY
No. 10 to Salt Lake City; No. 33 to Pocatello; No. 17 to Hinkle; No. 20 to Spokane.
Lounge Car Service.....Los Angeles to Spokane.
Standard Sleeping Cars.....Los Angeles to Spokane—6 Sections, 6 Roomettes, 4 Double Bedrooms (occupancy until 8:00 a.m.).
Reclining Seat Coaches.....Los Angeles to Salt Lake City—all reserved; Salt Lake City to Pocatello and Pocatello to Spokane—not reserved.
Dining Car Service.....Los Angeles to Hinkle.

NO. 29-25—BUTTE SPECIAL—MAIL AND EXPRESS

No. 29 to Pocatello; No. 25 to Nampa.

Lounge Car Service.....Salt Lake City to Pocatello.
Standard Sleeping Car.....Salt Lake City to Nampa—10 Sec., 3 Dble Bedrooms.
Reclining Seat Coach.....Salt Lake City to Pocatello; Pocatello to Nampa (for Portland)
Cafe Lounge Car.....Salt Lake City to Pocatello.

NO. 19-18-34-9—PORTLAND ROSE—CITY OF ST. LOUIS—DAILY

No. 19 to Hinkle; No. 18 to Pocatello; No. 34 to Salt Lake City; No. 9 to Los Angeles.
Lounge Car Service.....Spokane to Los Angeles.
Standard Sleeping Cars.....Spokane to Los Angeles—6 Sec., 6 Rmtes., 4 Dbl. Bdrm
Reclining Seat Coaches.....Spokane to Pocatello; Pocatello to Salt Lake City; (not reserved) Salt Lake City to Los Angeles (all reserved).
Dining Car Service.....Hinkle to Los Angeles.

NO. 12-30—IDAHOAN—BUTTE SPECIAL—DAILY

No. 12 to Pocatello; No. 30 to Salt Lake City.

Lounge Car Service.....Nampa to Pocatello.
Standard Sleeping Car.....Nampa to Salt Lake City—10 Sec., 3 Dble Bedrooms.
Reclining Seat Coach.....Nampa to Salt Lake City (from Portland).
Dining Car Service.....Club and a la carte service.

Equipment for Table U

NO. 29-11-459—IDAHOAN—DAILY

No. 29 to Pocatello; No. 11 to Portland; No. 459 to Seattle.

Lounge Car Service.....Salt Lake City to Portland.
Parlor Car.....Portland to Seattle (R. R. Owned).
Standard Sleeping Cars.....Salt Lake City to Nampa—10 Sections, 3 Double Bedrooms (No. 25 beyond Pocatello).
Salt Lake City to Portland—10 Sec., 1 DR., 1 Compt.
Pocatello to Seattle—6 Sections, 6 Roomettes, 4 Double Bedrooms (thru from St. Louis—Nos. 9-11).
Reclining Seat Coaches.....Salt Lake City to Portland; Portland to Seattle.
Dining Car Service.....Club and a la carte service.

NO. 33-17-457—NORTHWEST SPECIAL—PORTLAND ROSE—DAILY

No. 33 to Pocatello; No. 17 to Portland; No. 457 to Seattle.

Lounge Car Service.....Ogden to Portland.
Parlor Car.....Portland to Seattle (R. R. Owned).
Standard Sleeping Cars.....Salt Lake City to Portland—Sections, Roomettes and Rooms (Requires car-to-car change after leaving Pocatello).
Occupancy at Portland Pocatello to Portland—6 Sections, 6 Roomettes, 4 Double Bedrooms (from Kansas City).
Pocatello to Portland—10 Sections, 3 Double Bedrooms (from Chicago).
Reclining Seat Coaches.....Salt Lake City to Pocatello; Pocatello to Portland; Portland to Seattle.
Dining Car Service.....Club and a la carte service.

NO. 458-18-34—PORTLAND ROSE—NORTHWEST SPECIAL—DAILY

No. 458 to Portland; No. 18 to Pocatello; No. 34 to Salt Lake City.

Parlor Car.....Seattle to Portland (R. R. Owned).
Lounge Car Service.....Portland to Ogden.
Standard Sleeping Cars.....Portland to Pocatello—10 Sections, 3 Double Bedrooms (for Chicago).
Portland to Pocatello—6 Sections, 6 Roomettes, 4 Double Bedrooms (from Kansas City).
Portland to Salt Lake City—10 Sec., D. R., Compt.
Reclining Seat Coaches.....Seattle to Portland; Portland to Pocatello; Pocatello to Salt Lake City.
Dining Car Service.....Club and a la carte service.

NO. 402-12-30—IDAHOAN—DAILY

No. 402 to Portland; No. 12 to Pocatello; No. 30 to Salt Lake City.

Lounge Car Service.....Portland to Pocatello.
Standard Sleeping Cars.....Seattle to Pocatello—6 Sections, 6 Roomettes, 4 Double Bedrooms (thru to St. Louis—Nos. 12-10).
Nampa to Salt Lake City—10 Sec., 3 Dble Bedrooms.
Reclining Seat Coaches.....Seattle to Portland; Portland to Salt Lake City.
Dining Car Service.....Club and a la carte service.

PORTLAND — WALLA WALLA — YAKIMA — LEWISTON — SPOKANE

20-74		20-64-346-20		Table W All Trains Daily—(Pacific Standard Time)		19-345-63-19		73-19	
10.00 SUN	10.00 SUN	LV	Portland	Ar	6.10 MON	6.10 MON	6.10 MON	6.10 MON	6.10 MON
11.27 SUN	11.27 SUN	LV	Hood River	Ar	4.27 MON	4.27 MON	4.27 MON	4.27 MON	4.27 MON
12.02 MON	12.02 MON	Ar	The Dalles	Ar	3.50 MON	3.50 MON	3.50 MON	3.50 MON	3.50 MON
12.57 MON	12.57 MON	Ar	Arlington	Ar	2.40 MON	2.40 MON	2.40 MON	2.40 MON	2.40 MON
1.50 MON	1.50 MON	Ar	Hinkle	Ar	1.50 MON	1.50 MON	1.50 MON	1.50 MON	1.50 MON
2.20 MON	2.20 MON	Ar	Hinkle	Ar	1.15 MON	1.15 MON	1.15 MON	1.15 MON	1.15 MON
2.55 MON	2.55 MON	Ar	Walla Walla	Ar	12.30 MON	12.30 MON	12.30 MON	12.30 MON	12.30 MON
4.20 MON	4.20 MON	Ar	Walla Walla	Ar	11.15 SUN	11.15 SUN	11.15 SUN	11.15 SUN	11.15 SUN
6.45 MON	6.45 MON	Ar	Walla Walla	Ar	9.45 SUN	9.45 SUN	9.45 SUN	9.45 SUN	9.45 SUN
3.50 MON	3.50 MON	Ar	Walla Walla	Ar	11.30 SUN	11.30 SUN	11.30 SUN	11.30 SUN	11.30 SUN
7.00 MON	7.00 MON	Ar	Yakima	Ar	8.00 SUN	8.00 SUN	8.00 SUN	8.00 SUN	8.00 SUN
2.55 MON	2.55 MON	Ar	Walla Walla	Ar	12.30 MON	12.30 MON	12.30 MON	12.30 MON	12.30 MON
4.05 MON	4.05 MON	Ar	Ayer	Ar	11.27 SUN	11.27 SUN	11.27 SUN	11.27 SUN	11.27 SUN
5.00 MON	5.00 MON	Ar	Ayer	Ar	10.15 SUN	10.15 SUN	10.15 SUN	10.15 SUN	10.15 SUN
5.35 MON	5.35 MON	Ar	Riparia	Ar	9.40 SUN	9.40 SUN	9.40 SUN	9.40 SUN	9.40 SUN
7.30 MON	7.30 MON	Ar	Lewiston	Ar	7.45 SUN	7.45 SUN	7.45 SUN	7.45 SUN	7.45 SUN
4.05 MON	4.05 MON	Ar	Ayer	Ar	11.27 SUN	11.27 SUN	11.27 SUN	11.27 SUN	11.27 SUN
5.05 MON	5.05 MON	Ar	Marengo	Ar	10.15 SUN	10.15 SUN	10.15 SUN	10.15 SUN	10.15 SUN
6.02 MON	6.02 MON	Ar	Cheney	Ar	9.22 SUN	9.22 SUN	9.22 SUN	9.22 SUN	9.22 SUN
6.30 MON	6.30 MON	Ar	Spokane	Ar	9.00 SUN	9.00 SUN	9.00 SUN	9.00 SUN	9.00 SUN

Equipment for Table W

NO. 20—SPOKANE—DAILY
Standard Sleeping Cars... Portland to Spokane—8 Sections, Buffet Lounge, Portland to Spokane—6 Sec., 6 Rmte., 4 Dbl. Bdms. Portland to Walla Walla — 10 Sec., 3 Dbl. Bedrooms (No. 64 Hinkle to Walla; No. 346 to Walla Walla).
Coach Sleeping Cars... Portland to Lewiston—Coach Sleeping Car, 8 Sections
Sleepers can be occupied at Spokane and Walla Walla until 8:00 a.m.
Reclining Seat Coaches... Portland to Spokane. Portland to Ayer; Ayer to Moscow (No. 62 beyond Ayer—see Table 76).

NO. 19—SPOKANE—DAILY
Standard Sleeping Cars... Spokane to Portland—8 Sections, Buffet Lounge. Spokane to Portland—6 Sec., 6 Rmte., 4 Dbl. Bdms. Walla Walla to Portland—10 Sec., 3 Dbl. Bedrooms. (No. 345, Walla Walla to Walla; No. 63 to Hinkle; open 9:30 p.m.)
Coach Sleeping Cars... Lewiston to Portland—Coach Sleeping Car, 8 Sections (No. 73 to Ayer). Yakima to Portland—Coach Sleeping Car, 6 Sections (No. 63 to Hinkle).
Reclining Seat Coaches... Spokane to Portland. Moscow to Ayer; Ayer to Portland (No. 61 to Ayer—see Table 76).

Spokane, San Francisco and Los Angeles

No. 19-50	No. 19-9-58 Shasta	No. 19-11-52 Cascade	Table X All Trains Daily (Pacific Standard Time)		No. 51-53-20 Bus 803	Cascade No. 51-12-20	Shasta No. 57-10-10
9.00	9.00	9.00	LV	Spokane(UP)	Ar	*10.25	6.30
11.27	11.27	11.27	Ar	Ayer	Ar	4.05	4.27
12.30	12.30	12.30	Ar	Walla Walla	Ar	6.13	2.55
8.10	6.10	6.10	Ar	Portland	Ar	*12.01	10.00
10.05	7.45	4.45	LV	Portland So. Pac.	Ar	7.55	9.20
11.56	8.55	5.55	Ar	Salem	Ar	5.55	8.02
2.00	10.11	7.14	Ar	Eugene	Ar	4.07	6.52
8.05	2.29	11.40	Ar	Klamath Falls	Ar	9.55	2.30
1.45	6.36	4.07	Ar	Redding	Ar	3.15	10.06
4.30	9.50	7.25	Ar	Sacramento	Ar	8.20	6.20
8.50	11.30	9.15	Ar	San Francisco	Ar	7.30	5.00
7.45	7.45	7.45	Ar	Sacramento	Ar	5.20	5.00
8.56	8.56	8.56	Ar	Stockton	Ar	4.05	4.05
11.50	2.15	11.25	Ar	Fresno	Ar	1.17	1.17
7.40	10.30	6.30	Ar	Los Angeles	Ar	6.20	6.20

Seattle, San Francisco and Los Angeles

No. 458-19-60	No. 402-9-58 Shasta	No. 408-11-52 Cascade	Table Y All Trains Daily (Pacific Standard Time)		No. 51-53-20 -401	Cascade No. 51-12-407	Shasta No. 57-10-401
4.45	11.45	12.30	LV	Seattle	Ar	6.45	1.40
5.52	1.15	1.26	Ar	Tacoma	Ar	5.00	12.41
9.15	6.45	4.30	Ar	Portland	Ar	11.45	9.40
10.05	7.45	4.45	LV	Portland So. Pac.	Ar	7.55	9.20
11.56	8.55	5.55	Ar	Salem	Ar	5.55	8.02
2.00	10.11	7.14	Ar	Eugene	Ar	4.07	6.52
8.05	2.29	11.40	Ar	Klamath Falls	Ar	9.55	2.30
1.45	6.36	4.07	Ar	Redding	Ar	3.15	10.06
4.30	9.50	7.25	Ar	Sacramento	Ar	8.20	6.20
8.50	11.30	9.15	Ar	San Francisco	Ar	7.30	5.00
7.45	7.45	7.45	Ar	Sacramento	Ar	5.20	5.00
8.56	8.56	8.56	Ar	Stockton	Ar	4.05	4.05
11.50	2.15	11.25	Ar	Fresno	Ar	1.17	1.17
7.40	10.30	6.30	Ar	Los Angeles	Ar	6.20	6.20

PORTLAND, TACOMA AND SEATTLE

401 Daily	459 Daily	407 Daily	457 Daily	Table Z All Trains Daily			
11.45	5.00	9.40	8.00	LV	Portland, Ore.	Ar	12.20
12.11	5.25	9.59	8.21	Ar	Vancouver Wash.	Ar	11.58
1.35	6.05	10.38	9.01	Ar	Kelso-Longview	Ar	11.14
3.00	6.47	11.22	K.	Ar	Chehalis	Ar	10.29
3.10	6.57	11.33	9.53	Ar	Centralia	Ar	10.22
5.00	8.05	12.41	11.01	Ar	Tacoma	Ar	9.16
5.20	8.15	12.45	11.05	Ar	Tacoma	Ar	9.12
6.45	9.15	1.40	11.59	Ar	Seattle	Ar	8.20

NO. 401—DAILY
Standard Sleeping Cars... Portland to Seattle—10 Sec., D. R., Compt. Portland to Seattle—12 Roomettes, 2 Single Bedrooms, 3 Double Bedrooms. Portland to Tacoma—10 Sections, D. R., Compt. Sleepers open at Portland 9:30 p.m., at destinations until 8:00 a.m.
Reclining Seat Coaches... Portland to Seattle.

SOUTHBOUND

NO. 460—DAILY
Parlor Car... Seattle to Portland (R. R. Owned).
Reclining Seat Coaches... Seattle to Portland.
Dining Car... Serving necessary meals enroute.

NO. 408—DAILY
Parlor Car... Seattle to Portland (R. R. Owned).
Standard Sleeping Cars... Seattle to Chicago—12 Roomettes, 4 Double Bedrooms (No. 106 from Portland). Seattle to San Francisco—22 Rmtes., 10 Roomettes, 6 Double Bedrooms, (2 cars), 4 Compts., 4 Double Bedrooms, 2 Drawing Rooms.
Reclining Seat Coaches... Seattle to Portland.
Dining Car... Serving necessary meals enroute.

NO. 458—DAILY Streamliner
Astra Dome Obs.-Lounge @ Seattle to Portland.
Parlor Car... Seattle to Portland (R. R. Owned).
Astra Dome Room... Seattle to Portland (R. R. Owned)—8 Duplex Parlor Car, 3 Compartments, 2 Drawing-rooms.
Astra Dome Coach @ Seattle to Portland—all seats reserved.
Reclining Seat Coaches... Seattle to Portland (not reserved).
Astra Dome Dining Car... Seattle to Portland.

NO. 402—DAILY
Standard Sleeping Cars... Seattle to Portland—10 Sec., D. R., Compt. Seattle to Portland—12 Roomettes, 2 Single Bedrooms. Seattle to St. Louis—6 Sections, 6 Roomettes, 4 Double Bedrooms (Nos. 12-10 through from Portland). Tacoma to Portland—10 Sections, D. R., Compt. Sleepers open at Seattle and Tacoma at 9:30 p.m., at Portland until 7:30 a.m.
Reclining Seat Coaches... Seattle to Portland.

Equipment for Tables Y and Z

NORTHBOUND

NO. 457—DAILY Streamliner
Astra Dome Obs.-Lounge @ Portland to Seattle.
Parlor Car... Portland to Seattle (R. R. Owned).
Astra Dome Room... Portland to Seattle (R. R. Owned)—8 Duplex Rmte., Parlor Car, 3 Compartments, 2 Drawing-rooms.
Standard Sleeping Car... Chicago to Seattle—12 Roomettes, 4 Double Bedrooms (No. 105 to Portland).
Astra Dome Coach @ Portland to Seattle—all seats reserved.
Reclining Seat Coaches... Portland to Seattle (not reserved).
Astra Dome Dining Car... Portland to Seattle.

NO. 407—DAILY
Parlor Car... Portland to Seattle (R. R. Owned).
Standard Sleeping Cars... San Francisco to Seattle—22 Rmtes., 10 Roomettes, 6 Double Bedrooms, (2 cars), 4 Compts., 4 Double Bedrooms, 2 D. R., (S.P. No. 12 to Portland).
Reclining Seat Coaches... Portland to Seattle.
Dining Car... Serving necessary meals enroute.

NO. 439—DAILY
Parlor Car... Portland to Seattle (R. R. Owned).
Standard Sleeping Car... St. Louis to Seattle—6 Sections, 6 Roomettes, 4 Double Bedrooms (Nos. 9-11 to Portland).
Reclining Seat Coaches... Portland to Seattle.
Dining Car... Serving necessary meals enroute.

* Arrives, departs Seattle Union Depot. ▲ Rail station is at Kelso. There is bus service. ● Special coach tickets not honored. (K) Conditional stop; consult agent.
 ○ Arrives departs Seattle King Street Station. between Kelso and Longview every 20 minutes ● U. P. Stages, Portland—Spokane. ♦ Via Pacific Greyhound bus.
 (H) Daily except Sundays and holidays. ☉ Observation-Lounge for Parlor and Sleeping Car passengers only. (A) Runs via Davis.

Chicago and Omaha to Colorado, Utah, California and Pacific Northwest

Table No. 1 (Continued)

WESTBOUND—Read Down

The Overland Route

MILES

MILES (vertical text on left margin)

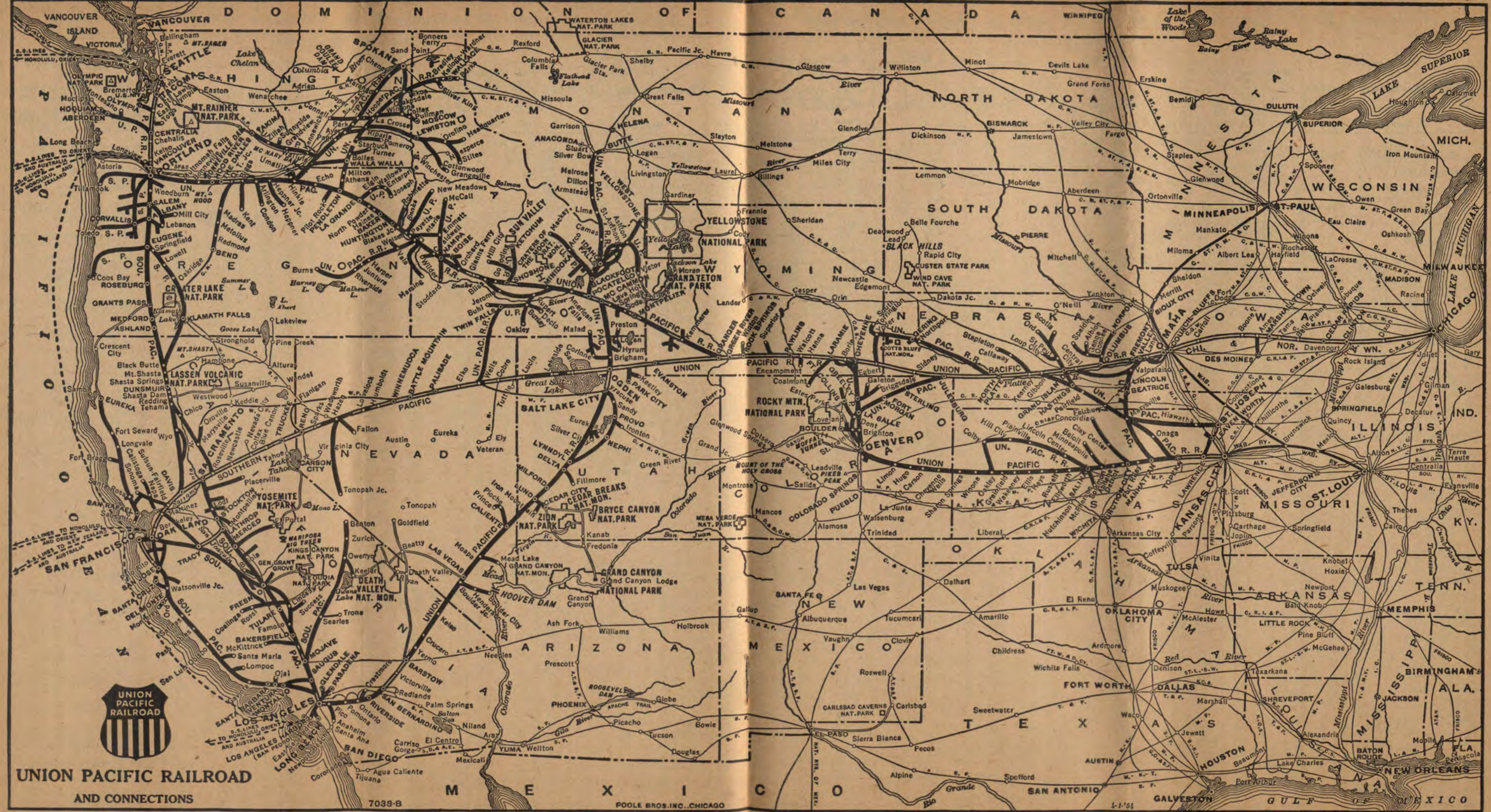
MILES (vertical text at bottom left margin)

Table with columns: Read Down, Stream-line City of San Fran. 101, Stream-line City of Los Ang. 103, Stream-line City of Portland 105, The Challen Stream-line 107, San Francisco Over'd 27, Gold Coast 23, Mail and Express 5, Pony Express 37, Stream-line City of St. Louis 9, Idahoan 11, Portland Rose 17, Local. Rows include cities like Cheyenne, Borie, Granite Canon, Buford, Sherman, Dale, Hermosa, Red Buttes, Laramie, Bosler, Cooper Lake, Lookout, Harper, Rock River, Wilcox, Medicine Bow, Calvin, Como, Hanna, Percy, Walcott, Ft. Steele, Sinclair, Rawlins, Riner, Cherokee, Creston, Wamsutter, Tipton, Table Rock, Bitter Creek, Black Buttes, Hallville, Point of Rocks, Salt Wells, Rock Springs, Kanda, Green River, Peru, Bryan, Westvaco, Granger, Hampton, Carter, Bridger, Leroy, Spring Valley, Aspen, Altamont, Knight, Mills, Evanston, Wyuta, Wahsatch, Castle Rock, Emory, Echo, Honefer, Devil's Slide, Morgan, Peterson, Utah, Ogden, Clearfield, Layton, Kaysville, Farmington, Woods Cross, Salt Lake City, Los Angeles, Portland, San Francisco.

FOOTNOTES FOR TABLE 1

- Carries only a coach for passengers; no dining car or sleeping cars.
See page 42 for motor bus connections with U. P. trains at Fremont, Columbus and Grand Island.
Limited handling of checked baggage on these trains; consult agent.
Daily except Sunday.
Stops only on signal.
Stops to let off paying passengers from east of Cheyenne; also to take for Ogden or beyond.
Stops to take paying passengers for Denver; also to let off from Chicago.
Stops to let off paying passengers from Denver and east; also to take on paying passengers for Green River or beyond.
Stops to take on paying passengers for Sacramento or beyond.
Stops to let off paying passengers from beyond Council Bluffs; also to let off paying sleeping car passengers from Omaha or beyond.
Stops to let off paying passengers from Denver or beyond; also to take paying sleeping car passengers for west of Ogden or for Pocatello and beyond.
Stops to take on paying passengers for East Los Angeles or beyond.
Stops to take paying passengers for Ogden and beyond.
Stops to take paying passengers for north of Granger, or for Ogden and beyond.
Stops to let off sleeping car passengers from Omaha and beyond; also to take for north of Granger or for Ogden and beyond.
Stops to take paying passengers for Green River or beyond.
Stops to let off paying passengers who boarded this train east of Council Bluffs; also to take for west of Ogden.
Stops to let off paying sleeping car passengers from Omaha or beyond.
Stops to take on paying passengers for Pocatello or beyond; also to let off from Cheyenne or beyond.
Stops to take on paying passengers for points west of Julesburg.
Stops to let off paying passengers from Omaha and Denver or beyond; also to take for west of Ogden.
Stops to take on paying passengers for Pendleton or beyond.
Stops to take on paying passengers for Pocatello or beyond; also to let off from Denver or beyond.
Mileage shown on mile posts is from Council Bluffs. See General Information, page 2.
See table No. 52 for connecting train service to and from Topeka & Kansas City, Mo.

For equipment, see pages 6 to 23, inclusive.



UNION PACIFIC RAILROAD

AND CONNECTIONS

7038-B

POOLE BROS. INC. CHICAGO

L-1-54

California, Pacific Northwest, Utah and Colorado to Omaha and Chicago

MILEAGE ◆		Table No. 2 The Overland Route Read Down	EASTBOUND—Read Down											Local	Footnotes for Table 2		
			From Pacific Coast													Mixed 226 Ex. Sun.	
			Stream- liner City of San Fran. 102 Daily	Stream- liner City of Los Ang. 104 Daily	Stream- liner City of Portland 106 Daily	The Chal- lenger Stream- liner 108 Daily	San Fran- cisco Overl'd 23 Daily	Gold Coast 24 Daily	Mail and Express 6 Daily	Pony Express 38 Daily	Stream- liner City of St. Louis 10 Daily	Idahoan 12 Daily	Portland Rose 18 Daily				
△	△	△	△	△	△	△	△	△	△	△	△	△	△	△	△	△	△
◆	◆	◆	◆	◆	◆	◆	◆	◆	◆	◆	◆	◆	◆	◆	◆	◆	◆

◻ Carries only coaches for pas-
 sengers; no dining car or
 sleeping car.
 ▲ See page 42 for motor bus
 connections with U. P. train
 at Fremont, Columbus and
 Grand Island.
 △ Limited handling of checked
 baggage on this train; consult
 agent.
 * Daily.
 † Daily except Sunday.
 (f) Stops only on signal.
 D Stops to take paying pas-
 sengers for points east of
 Council Bluffs where train is
 scheduled to stop.
 E Stops to let off paying pas-
 sengers from Julesburg or
 beyond; also to take paying
 sleeping car passengers for
 Omaha or beyond.
 G Stops to let off paying pas-
 sengers from Sacramento or
 beyond.
 H Stops to let off paying pas-
 sengers from West of Ogden;
 also to take for Omaha or
 beyond.
 J Stops to let off paying sleep-
 ing car passengers from west
 of Ogden or west of Poca-
 tello; also to take paying
 passengers for Denver or
 beyond.
 L Stops to let off paying pas-
 sengers from Cheyenne or
 beyond; also to take for
 Omaha or beyond.
 M Stops to let off paying pas-
 sengers from East Los Ange-
 les or beyond.
 N Stops to let off paying pas-
 sengers from Pocatello and
 beyond; also to take for
 Cheyenne and beyond.
 O Stops to let off paying pas-
 sengers from Ogden or be-
 yond.
 P Stops to let off paying pas-
 sengers from west of Ogden
 or from Pocatello; also to
 take for C&NW points east
 of Council Bluffs.
 R Stops to let off paying pas-
 sengers from Cheyenne or
 beyond.
 S Stops to let off paying pas-
 sengers from Julesburg or
 Colorado points beyond.
 T Stops to let off paying pas-
 sengers from Pendleton or
 beyond.
 V Stops to let off paying pas-
 sengers from Granger or
 beyond.
 X Stops to let off paying pas-
 sengers from Denver; also
 to take for Chicago.
 Z Stops to let off paying pas-
 sengers from Ogden or
 beyond; also to take for
 Green River or beyond.
 ◆ Mileage shown on mile posts
 is from Council Bluffs. See
 General Information, page 2.
 ★ See Table No. 52 for connect-
 ing train service to and from
 Topeka & Kansas City, Mo.

California, Pacific Northwest, Utah and Colorado to Omaha and Chicago

Table No. 2 (Continued) The Overland Route EASTBOUND—Read Down. Columns include: From Pacific Coast (Stream-liner City of San Fran. 102, Stream-liner City of Los Ang. 104, Stream-liner City of Portland 106, Challenger Stream-liner Daily, San Francisco Overland 28 Daily, Gold Coast 24 Daily, Mail and Express 6 Daily, Idahoan 12 Daily, Stream-liner City of Denver 112 Daily, Nat'l Parks Special 86-12 Daily, North Platte Valley Express Mixed 354-94 Daily), Local, and Read Down (Mountain Standard Time, Cheyenne 30, Durham, Hillsdale, Burns, Egbert, Pine Bluffs, Bushnell, Oliver, Kimball, Dix, Potter, Sidney, Sunol, Lodge Pole, Chappell, Julesburg, Big Springs, Brule, Ogallala, Roscoe, Paxton, Sutherland, Fallon 42, Hershey, North Platte 42, Gannett, Maxwell, Brady Island, Gothenburg, Cozad, Darr, Lexington, Overton, Elm Creek, Odessa, Kearney 43, Gibbon, Shelton, Wood River, Alda, Grand Island 44, 47, 49, Grand Island 53, Central City 44, Clarks, Silver Creek, Duncan, Columbus, Richland, Schuyler, Rogers, North Bend, Ames, Fremont, Valley, Waterloo, Elkhorn, Omaha (C.S.T.), Omaha (C. & N. W.), Council Bluffs, Boone, Ames, Marshalltown, Cedar Rapids, Clinton, Chicago, Omaha (C. & N. W.), St. Paul, Minneapolis (C.S.T.), Omaha (Wabash), St. Louis (C.S.T.).

There Are No Extra Fares on the UNION PACIFIC RAILROAD

NOTE □—There is bus service between Kimball and Gering, Harrisburg and Scottsbluff, Neb. On arrival Kimball consult local bus agent about schedules.

Independent Tours

Union Pacific—North Western Department of Tours is offering California Independent Tours of three, four or five days duration in Los Angeles or San Francisco. Included in the cost is railroad fare, taxicab transfers from railroad stations to hotels and return, a choice of three hotels at either city (reservations guaranteed in advance), and selected sightseeing trips. Meals are not included.

This is an excellent opportunity for independent travelers. Consult any Union Pacific or C&NW travel representative.

Write Union Pacific Railroad, Dept. T T, Omaha 2, Nebr., for

FREE COPY

of Union Pacific folder map showing military camps, bases, air bases—in handy pocket size.

Name _____ Street _____ City _____

Between Chicago, Omaha, Denver, Ogden, Salt Lake City and Los Angeles

WESTBOUND—Read Down				Table No. 3					EASTBOUND—Read Up				Footnotes for Table 3
Gold Coast-Pony Express 23-37 Daily	Idahoan City of St. Louis 11-9 Daily	Challenger Streamliner 107 Daily	Streamliner City of Los Angeles 103 Daily	MILES		Elevation	Streamliner City of Los Angeles 104 Daily	Challenger Streamliner 103 Daily	City of St. Louis Idahoan 10-12 Daily	Pony Express Gold Coast 38-24 Daily			
10.30 9.25		● 9.00 ● 5.00	● 7.15 3.00	0	Lv Chicago (C. & N. W.) (C. S. T.) Ill. Ar	590	● 10.45	● 7.45		7.00			
				488	Ar Omaha Neb. Lv	1033	2.50	11.45		8.30			
				0	Lv Minneapolis (C. & N. W.) (C.S.T.) Minn. Ar	918	6.50		6.50	8.45			
9.00 9.45 9.05	11.40 12.10 8.40		11.40 12.10 8.40	377	Ar St. Paul Neb. Lv	703	6.15		6.15	8.05			
				311	Ar Omaha Neb. Lv	1033	9.25		9.25	9.30			
				0	Lv Omaha (Union Pacific) Neb. Ar	1033	2.35		11.35	7.00			
10.00 3.50 3.00 7.35	9.30 3.50 3.25 8.30	5.10 8.51 7.56 11.17	3.15 7.00 6.05 9.25	281	Lv North Platte (C.S.T.) Neb. Ar	2802	10.33		7.33	12.45			
				281	Lv North Platte (M.S.T.) Wyo. Ar	2802	9.28		6.28	11.00			
				507	Ar Cheyenne Wyo. Lv	6060	6.30		3.25	7.00			
				0	Lv St. Louis (Wabash) (C. S. T.) Mo. Ar	480			N12.29	N 7.35			
				640	Lv Kansas City (Union Pacific) Mo. Ar	748			7.15	10.30			
				746	Ar Denver (M. S. T.) Colo. Ar	5188			6.20	8.00			
					Ar Cheyenne Wyo. Lv	6060							
				507	Lv Cheyenne (M.S.T.) Wyo. Ar	6060	6.20		3.15	5.40			
				990	Lv Ogden Utah Ar	4298	9.45		6.40	6.50			
				990	Lv Ogden Utah Ar	4298	9.35		6.30	6.05			
				1026	Ar Salt Lake City (M.S.T.) Utah Lv	4251	8.50		5.45	5.30			
				1026	Lv Salt Lake City (M.S.T.) Utah Ar	4251	8.40		5.35	4.30			
				1042	Lv Garfield Utah Ar	4237			4.30	4.45			
				1046	Lv Lake Point (Great Salt Lake) Utah Ar	4260				4.28			
				1062	Lv Warner (To Int'l Smelter) Utah Ar	4903				4.00			
				1067	Lv Stockton (Rush Lake) Utah Ar	5080				f 3.47			
				1074	Lv St. John (To Ophir Mines) Utah Ar	5034				f 3.38			
				1087	Lv Faust (Oquirrh Mtn Range) Utah Ar	5267							
				1096	Lv Dunbar (Oquirrh Mtn Range) Utah Ar	5648							
				1100	Lv Loggreen (Silver Mining District) Utah Ar	5804							
				1111	Lv Tintic 6 (Silver Mining District) Utah Ar	5859				f 2.49			
				1125	Lv Jericho (Silver Mining District) Utah Ar	5319							
				1144	Lv Lynndyl 4 (To Provo Branch) Utah Ar	4796			f 1.30	2.10			
				1161	Lv Delta 11 (Agricultural District) Utah Ar	4649			7.10	2.01			
				1179	Lv Clear Lake (Agricultural District) Utah Ar	4585							
				1195	Lv Bloom (Agricultural District) Utah Ar	4780							
				1205	Lv Pumice (Agricultural District) Utah Ar	4860							
				1211	Lv Black Rock (Agricultural District) Utah Ar	4860							
				1220	Lv Read (Agricultural District) Utah Ar	4895				f 12.57			
				1026	Lv Milford (To Lehman's Cave) Utah Ar	4968	5.37		2.30	11.50			
				1030	Lv Milford (To Lehman's Cave) Utah Ar	4968	5.33		2.27	11.20			
				1248	Lv Thermo (Escalante Valley) Utah Ar	5045				12.50			
				1255	Lv Nada (Escalante Valley) Utah Ar	5076				12.40			
				1269	Ar Lund (Escalante Valley) Utah Lv	5091			10.25	12.05			
				0	Lv Lund (Gateway Zion-Bryce Canyon Nat'l Parks, Cedar Breaks, Kavabab Nat. Forest, and Gr. Can. Nat'l Park.) Utah Ar	5091			10.10	10.10			
				33	Ar Cedar City (Gateway Zion-Bryce Canyon Nat'l Parks, Cedar Breaks, Kavabab Nat. Forest, and Gr. Can. Nat'l Park.) Utah Ar	5805			10.10	9.00			
				0	Lv Cedar City (Gateway Zion-Bryce Canyon Nat'l Parks, Cedar Breaks, Kavabab Nat. Forest, and Gr. Can. Nat'l Park.) Utah Ar	5805			6.30	12.45			
				33	Ar Lund (Gateway Zion-Bryce Canyon Nat'l Parks, Cedar Breaks, Kavabab Nat. Forest, and Gr. Can. Nat'l Park.) Utah Ar	5091			5.10	11.45			
				1269	Lv Lund (Gateway Zion-Bryce Canyon Nat'l Parks, Cedar Breaks, Kavabab Nat. Forest, and Gr. Can. Nat'l Park.) Utah Ar	5091			10.15	11.40			
				1279	Lv Zane (Escalante Agricultural District) Utah Ar	5215				11.16			
				1283	Lv Beryl (Escalante Agricultural District) Utah Ar	5162				11.00			
				1300	Lv Modena (Utah New State Line) Utah Ar	5475				11.16			
				1309	Lv Uyada (Horse-shoe Curve) Nev. Ar	5663							
				1316	Lv Crestline (Horse-shoe Curve) Nev. Ar	5992							
				1325	Lv Acoma (Horse-shoe Curve) Nev. Ar	5827							
				1335	Lv Islen (Horse-shoe Curve) Nev. Ar	6230							
				1351	Lv Callente (M.S.T.) (To Pioche Mines) Nev. Ar	4390				10.15			
				1372	Lv Elgin (P.S.T.) (Meadow Valley and Rainbow Canyon) Utah Ar	3384			Set watch ahead one hour	7.44			
				1391	Lv Carp (Meadow Valley and Rainbow Canyon) Utah Ar	2593				f 7.14			
				1402	Lv Galt (Meadow Valley and Rainbow Canyon) Utah Ar	2271							
				1412	Lv Rox (Meadow Valley and Rainbow Canyon) Utah Ar	1907				f 6.40			
				1427	Lv Moapa (Melon District) Utah Ar	1664				6.24			
				1432	Lv Byron (Melon District) Utah Ar	1775				M.			
				1447	Lv Dry Lake (Old Calif. Trail) Utah Ar	2085				f 6.01			
				1453	Lv Garnet (Old Calif. Trail) Utah Ar	2226							
				1463	Lv Dike (Borax) (Las Vegas Valley) Utah Ar	2242							
				1471	Lv Wann (Las Vegas Valley) Utah Ar	1905							
				1476	Lv Las Vegas (Gateway to Hoover Dam) Utah Ar	2027	11.55	8.50	6.30	5.30			
				1476	Lv Las Vegas (See table 10, page 31) Utah Ar	2027	11.45	8.40	6.15	5.00			
				1481	Lv Bracken (Plaster Works) Utah Ar	2166							
				1488	Lv Arden (Plaster Works) Utah Ar	2492				f 4.35			
				1495	Lv Sloan (Lime Works) Utah Ar	2828				f 4.22			
				1509	Lv Jean (Good Springs Mining Dist.) Utah Ar	2867				3.55			
				1523	Lv Calada (California Line) Utah Ar	2744							
				1528	Lv Desert (California Line) Utah Ar	2803							
				1532	Lv Nipton (To Searchlight) Utah Ar	3025				f 3.15			
				1543	Lv Ivanpah (Death Valley Divide and Devil's Playground) Utah Ar	3512				f 2.59			
				1556	Lv Cima (Death Valley Divide and Devil's Playground) Utah Ar	4196				f 2.38			
				1575	Lv Kelso (Death Valley Divide and Devil's Playground) Utah Ar	2120				4.10			
				1598	Lv Balch (Death Valley Divide and Devil's Playground) Utah Ar	1017							
				1806	Lv Crucero (Death Valley Divide and Devil's Playground) Utah Ar	1016							

FAST SERVICE
Now in Effect
between
New York City and Los Angeles

Lv. New York 5:55 p.m.
(via Pennsylvania R. R.)
Lv. New York 10:10 p.m.
(via New York Central)
Ar. Los Angeles, 9:00 a.m.
(Third Morning)
(via Union Pacific Railroad
—Streamliner City of Los Angeles)

No change of cars
at Chicago
See Page 6 for
Complete Schedules

Between Chicago, Omaha, Denver, Ogden, Salt Lake City and Los Angeles

WESTBOUND—Read Down

Pony Express 37 Daily	Stream-liner City of St. Louis 9 Daily	Chal-lenger Stream-liner 107 Daily	Stream-liner City of L. A. 103 Daily
-----------------------	--	------------------------------------	--------------------------------------

Table No. 3 (Continued)
The Overland Route
Pacific Standard Time

EASTBOUND—Read Up

Elevation	Stream-liner City of L. A. 104 Daily	Chal-lenger Stream-liner 108 Daily	Stream-liner City of St. Louis 10 Daily	Pony Express 38 Daily
-----------	--------------------------------------	------------------------------------	---	-----------------------

Footnotes for Tables 4 to 12, Inclusive

- * Motor bus between Lund and Cedar City.
- † Daily except Sunday.
- ‡ Daily except Sundays and Holidays.
- § No. 306 leaves Provo daily except Saturday.
- ⊗ Motor bus connections at East Los Angeles with east-bound main line trains. Buses on call only, and advance notice to U. P. ticket agent is necessary.
- ▲ Daily motor coach service of the Union Pacific Stage Co. shown in tables 7, 8 and 9, is operated over public highways. Rail tickets honored.
- E Stops to take on or let off passengers.
- Trains 309 and 310 operate from June 12 through September 10, between Salt Lake City and Cedar City.
- ◆ Motor bus connections with main line trains at East Los Angeles.
- Las Vegas—Tonopah—Reno Stage Line, Inc.—Rail revenue tickets honored.

NOTE—For sleeping car and other equipment between Chicago—Cedar City, St. Louis—Cedar City, and Los Angeles—Cedar City, see Condensed Tables A and D, pages 8-9 and 14-15.

City	Stream-liner City of L. A.	Chal-lenger Stream-liner	Stream-liner City of L. A.	City of St. Louis	Pony Express
1613	1619	1637	1651	1660	1692
1697	1705	1716	1727	1741	1741
1745	1749	1752	1763	1767	1771
1777	1785	1792	1799	1801	1804
1811	1814	1820	1823	1827	1831
1838					

See tables 7, 8 and 9 on this page, for more complete motor bus schedules to and from East Los Angeles.

**Chicago — Salt Lake City — Cedar City
St. Louis — Salt Lake City — Cedar City
Los Angeles — Cedar City**

Table No. 4
Condensed Schedule (Summer Season)

Utah Parks 9-309 Daily	Utah Parks Spec. 27-309 Daily	City	Time	Utah Parks 310-28 Daily	Utah Parks Spec. 310-10 Daily
4.00	1.30	Chicago (C&NW) (CST)			1.00
4.00	9.30	St. Louis (Wab.) (CST)			12.29
10.00	10.00	Kansas City (Union Pacific)			7.15
11.00	6.30	Salt Lake City (MST)		5.45	5.05
12.00	310-9	Salt Lake City (MST)			9.00
2.00	7.45	Cedar City (MST)			12.45
7.00	3.15	Las Vegas (PST)			5.30
		Los Angeles (PST)		10.30	7.00

East Los Angeles — Pasadena — Glendale

Table No. 7
Pacific Time

Motor Bus 109	Motor Bus 1-107	Motor Bus 1-103	Motor Bus 137	City	Time	Motor Bus 110	Motor Bus 1-108	Motor Bus 1-104	Motor Bus 138
2.55	10.15	8.45	6.30	East Los Angeles		10.25	1.55	4.50	6.55
3.15	10.35	9.05	6.50	Alhambra City		10.05	1.35	4.25	6.35
3.30	10.50	9.20	7.05	Pasadena Depot		9.50	1.20	4.10	6.20
3.55	11.10	9.40	7.25	Glendale City		9.25	12.55	3.40	5.55
4.05	11.20	9.50	7.35	Glendale Depot		9.15	12.45	3.30	5.45

East Los Angeles — Long Beach — San Pedro

Table No. 8
Pacific Time

Motor Bus 209	Motor Bus 2-107	Motor Bus 2-103	Motor Bus 237	City	Time	Motor Bus 210	Motor Bus 2-108	Motor Bus 2-104	Motor Bus 238
2.55	10.15	8.45	6.30	East Los Angeles		10.25	1.55	4.50	6.55
E. E.	E. E.	E. E.	E. E.	Bell (Maywood)		E. E.	E. E.	E. E.	E. E.
3.45	11.05	9.35	7.20	Lakewood		9.25	12.55	3.45	5.55
4.15	11.35	10.05	7.45	Long Beach City		8.50	12.20	3.10	5.20
				San Pedro					

East Los Angeles — Whittier — Anaheim

Table No. 9
Pacific Time

Motor Bus 309	Motor Bus 3-107	Motor Bus 3-103	Motor Bus 337	City	Time	Motor Bus 310	Motor Bus 3-108	Motor Bus 3-104	Motor Bus 338
2.55	10.15	8.45	6.30	East Los Angeles		10.25	1.55	4.50	6.55
3.15	10.35	9.05	6.50	Whittier		10.05	1.35	4.30	6.35
3.35	10.55	9.25	7.10	La Habra		9.45	1.15	4.10	6.15
3.50	11.10	9.40	7.25	Fullerton		9.30	1.00	3.55	6.00
4.00	11.20	9.50	7.35	Anaheim		9.20	12.50	3.45	5.50

Salt Lake City — Provo — Lyndyl

Table No. 5
Mountain Standard Time

Mixed 307	Mixed 305	Mis.	City	Time	Mixed 306	Mixed 308
2.00	0	Lv	Salt Lake City 3	Utah	11.25	15.15
2.30	7	Lv	Murray	Ar	11.40	
3.05	17	Lv	Draper	Ar	11.10	
3.25	25	Lv	Mount	Ar	10.50	
4.05	31	Lv	Lehi	Ar	10.20	
4.15	34	Lv	American Fork	Ar	10.00	
4.35	37	Lv	Pleasant Grove	Ar	9.40	
4.45	43	Lv	Geneva	Ar	9.20	
5.15	48	Lv	Provo	Ar	9.00	
9.30	48	Lv	Provo	Ar	4.45	
9.40	52	Lv	Springville	Ar	4.34	
9.55	56	Lv	Spanish Fork	Ar	4.28	
10.15	63	Lv	Fayson	Ar	4.17	
10.55	82	Lv	Starr	Ar	3.52	
11.35	89	Lv	Neph.	Ar	3.35	
12.05	96	Lv	Juab	Ar	3.10	
12.45	111	Lv	Farley	Ar	2.40	
1.15	130	Lv	Mack	Ar	2.16	
1.30	134	Lv	Lyndyl 3	Ar	2.10	

For equipment, see pages 6 to 23 inclusive.

Las Vegas—Boulder City—Hoover Dam—Lake Mead

Table No. 10
Pacific Time (Revised 11-8-53)

Local Bus Daily	Local Bus Daily	Local Bus Daily	Schedule No. 1 Daily	City	Time	Schedule No. 1 Daily	Local Bus Daily	Local Bus Daily	Local Bus Daily
10.45	12.30	\$7.05	8.30	Las Vegas		1.30	8.10	6.45	\$12.55
11.30	1.15	\$7.45	9.10	Boulder City			7.30	6.05	\$12.10
			9.45	Boulder City					
			10.00	Hoover Dam					
			11.30	Hoover Dam					
			11.45	Lake Mead Lodge			12.45		
			12.45	Lake Mead Lodge					
			1.30	Las Vegas					

Lund — Cedar City

Table No. 12
Mount. Time

Train 309 Daily	Motor Bus 310 Daily	Motor Bus 310 Daily	Mis.	City	Time	Motor Bus 310 Daily	Motor Bus 310 Daily	Train 310 Daily
5.10	3.30	11.45		Lund 3		11.15	3.00	10.10
6.30	4.30	12.45		Cedar City		10.15	2.00	9.00

For explanation of reference marks in table 3, see page 30; in tables 4 to 12, see top of this page.

Between Chicago, Omaha and Denver

WESTBOUND—Read Down			EASTBOUND—Read Up			
National Parks Special 11-85	Stream-liner City of Denver 111 Daily	MILES	Table No. 17	Elevation	Stream-liner City of Denver 112 Daily	National Parks Special 86-12
<p>The Overland Route</p> <p>All Trains Daily</p> <p>(Central Standard Time)</p>						
5.00	0	Lv	Chicago (C. & N. W.) . Ill.	Ar	590	8.30
12.27	485	Ar	Council Bluffs . Iowa	Ar	983	12.50
12.40	488	Ar	Omaha . Neb.	Lv	1033	12.40
<p>UNION PACIFIC</p>						
9.30	12.50	0	Lv Omaha . Neb.	Ar	1033	12.30
		22	" Waterloo . Elkhorn	"	1126	7.00
		25	" Valley . River	"	1140	6.27
10.28	37		" Fremont .	"	1197	6.08
		44	" Ames .	"	1231	5.54
10.43	52		" North Bend .	"	1275	5.45
10.59	66		" Schuyler .	"	1350	5.30
11.25	2.00	82	" Columbus (Loup River) .	"	1447	5.10
11.35	89		" Duncan .	"	1494	4.51
11.45	100		" Silver Creek .	"	1548	4.41
11.55	111		" Clarks (Grand Paunee Vit.) .	"	1622	4.27
12.10	122		" Central City .	"	1701	4.15
		132	" Chapman .	"	1768	H.
12.55	2.55	144	" Grand Island .	"	1864	10.24
		152	" Alda .	"	1916	3.50
1.10	160		" Wood River .	"	1966	3.08
1.17	167		" Shelton .	"	2019	3.00
1.22	173		" Gibbon .	"	2061	2.53
1.45	3.33	188	" Kearney. (State Normal)	"	2149	2.39
1.54	190		" Odessa . School	"	2222	2.24
2.08	202		" Elm Creek .	"	2289	2.17
2.25	211		" LVERTON . Indian	"	2318	2.07
2.38	222		" Lexington . Fights	"	2369	1.55
2.46	236		" Cozad . 1867	"	2389	1.38
3.02	246		" Gothenburg .	"	2563	1.23
3.19	258		" Brady Island .	"	2581	1.07
3.28	268		" Maxwell (Old Ft. McPherson)	"	2711	112.53
3.50	4.50	281	" North Platte . North	Lv	2802	8.37
	3.55	281	" Mountain Time Platte	Ar	2802	7.32
		281	" North Platte . River	"	2802	H.
		288	" Birdwood .	"	2851	R.
		294	" Hershey .	"	2903	R.
		298	" O'Fallons . South	"	2938	R.
		301	" Sutherland . Platte	"	2959	R.
		308	" Dexter . River	"	2996	R.
		313	" Paxton .	"	3056	R.
		325	" Roscoe .	"	3166	R.
		332	" Ogallala .	"	3213	O.
		341	" Brule .	"	3268	R.
		348	" Megeath .	"	3329	R.
		351	" Big Springs .	"	3369	R.
		357	" Barton .	"	3415	R.
4.35	f 5.10	363	Ar Julesburg . Colo.	Lv	3467	6.27
4.40	f 5.10	363	Lv Julesburg 1, 2 .	Ar	3467	6.27
4.48		370	" Ovid .	Lv	3531	A.
4.55		377	" Sedgwick .	"	3589	A.
5.03		385	" Red Lion .	"	3655	A.
5.10		393	" Crook .	"	3714	A.
5.18		401	" Proctor .	"	3786	A.
5.24		408	" Iliff .	"	3841	A.
5.48	6.05	420	" Sterling (Sugar Factory)	"	3939	5.37
5.57		427	" Atwood (Summit Spgs.) .	"	3993	A.
6.03		433	" Merino (Irrigated farms)	"	4042	A.
6.09		439	" Messer .	"	4090	A.
6.15		444	" Union .	"	4129	A.
6.21		450	" Snyder .	"	4180	A.
6.44	L.	461	" Ft. Morgan .	"	4276	T.
6.59		472	" Weldons .	"	4351	A.
7.04		477	" Goodrich .	"	4383	A.
7.08		480	" Orchard .	"	4411	A.
7.15		487	" Masters .	"	4454	A.
7.25		497	" Hardin .	"	4534	A.
7.33		508	" Kersey .	"	4621	A.
7.40	7.50	513	Ar La Salle 18, 30 .	Lv	4681	*4.18
		K.	Ar Greeley (Colo. State College)	Lv	4648	K.
7.45	7.34	513	Lv La Salle .	Ar	4681	4.15
		518	" Peckham .	Lv	4723	M.
		520	" Gilcrest .	"	4752	M.
		525	" Platteville .	"	4817	M.
		530	" Ione .	"	4858	M.
		534	" Lupton (Pt. Lupton) .	"	4906	M.
		541	" Brighton 30 .	"	4979	M.
		548	" Henderson .	"	5036	M.
		548	" Hazeltine .	"	5076	M.
		552	" Depont .	"	5121	M.
		560	Ar Denver 18, 24, 30 .	Lv	5188	3.30
			Ar Greeley (Colo. State College)	Lv	4648	6.00
			Ar La Salle .	Ar	4681	4.15
			Ar Peckham .	Lv	4723	6.82
			Ar Gilcrest .	"	4752	
			Ar Platteville .	"	4817	
			Ar Ione .	"	4858	
			Ar Lupton (Pt. Lupton)	"	4906	
			Ar Brighton 30 .	"	4979	
			Ar Henderson .	"	5036	
			Ar Hazeltine .	"	5076	
			Ar Depont .	"	5121	
			Ar Denver 18, 24, 30 .	Lv	5188	
			Ar Greeley (Colo. State College)	Lv	4648	
			Ar La Salle .	Ar	4681	
			Ar Peckham .	Lv	4723	
			Ar Gilcrest .	"	4752	
			Ar Platteville .	"	4817	
			Ar Ione .	"	4858	
			Ar Lupton (Pt. Lupton)	"	4906	
			Ar Brighton 30 .	"	4979	
			Ar Henderson .	"	5036	
			Ar Hazeltine .	"	5076	
			Ar Depont .	"	5121	
			Ar Denver 18, 24, 30 .	Lv	5188	
			Ar Greeley (Colo. State College)	Lv	4648	
			Ar La Salle .	Ar	4681	
			Ar Peckham .	Lv	4723	
			Ar Gilcrest .	"	4752	
			Ar Platteville .	"	4817	
			Ar Ione .	"	4858	
			Ar Lupton (Pt. Lupton)	"	4906	
			Ar Brighton 30 .	"	4979	
			Ar Henderson .	"	5036	
			Ar Hazeltine .	"	5076	
			Ar Depont .	"	5121	
			Ar Denver 18, 24, 30 .	Lv	5188	
			Ar Greeley (Colo. State College)	Lv	4648	
			Ar La Salle .	Ar	4681	
			Ar Peckham .	Lv	4723	
			Ar Gilcrest .	"	4752	
			Ar Platteville .	"	4817	
			Ar Ione .	"	4858	
			Ar Lupton (Pt. Lupton)	"	4906	
			Ar Brighton 30 .	"	4979	
			Ar Henderson .	"	5036	
			Ar Hazeltine .	"	5076	
			Ar Depont .	"	5121	
			Ar Denver 18, 24, 30 .	Lv	5188	
			Ar Greeley (Colo. State College)	Lv	4648	
			Ar La Salle .	Ar	4681	
			Ar Peckham .	Lv	4723	
			Ar Gilcrest .	"	4752	
			Ar Platteville .	"	4817	
			Ar Ione .	"	4858	
			Ar Lupton (Pt. Lupton)	"	4906	
			Ar Brighton 30 .	"	4979	
			Ar Henderson .	"	5036	
			Ar Hazeltine .	"	5076	
			Ar Depont .	"	5121	
			Ar Denver 18, 24, 30 .	Lv	5188	
			Ar Greeley (Colo. State College)	Lv	4648	
			Ar La Salle .	Ar	4681	
			Ar Peckham .	Lv	4723	
			Ar Gilcrest .	"	4752	
			Ar Platteville .	"	4817	
			Ar Ione .	"	4858	
			Ar Lupton (Pt. Lupton)	"	4906	
			Ar Brighton 30 .	"	4979	
			Ar Henderson .	"	5036	
			Ar Hazeltine .	"	5076	
			Ar Depont .	"	5121	
			Ar Denver 18, 24, 30 .	Lv	5188	
			Ar Greeley (Colo. State College)	Lv	4648	
			Ar La Salle .	Ar	4681	
			Ar Peckham .	Lv	4723	
			Ar Gilcrest .	"	4752	
			Ar Platteville .	"	4817	
			Ar Ione .	"	4858	
			Ar Lupton (Pt. Lupton)	"	4906	
			Ar Brighton 30 .	"	4979	
			Ar Henderson .	"	5036	
			Ar Hazeltine .	"	5076	
			Ar Depont .	"	5121	
			Ar Denver 18, 24, 30 .	Lv	5188	
			Ar Greeley (Colo. State College)	Lv	4648	
			Ar La Salle .	Ar	4681	
			Ar Peckham .	Lv	4723	
			Ar Gilcrest .	"	4752	
			Ar Platteville .	"	4817	
			Ar Ione .	"	4858	
			Ar Lupton (Pt. Lupton)	"	4906	
			Ar Brighton 30 .	"	4979	
			Ar Henderson .	"	5036	
			Ar Hazeltine .	"	5076	
			Ar Depont .	"	5121	
			Ar Denver 18, 24, 30 .	Lv	5188	
			Ar Greeley (Colo. State College)	Lv	4648	
			Ar La Salle .	Ar	4681	
			Ar Peckham .	Lv	4723	
			Ar Gilcrest .	"	4752	
			Ar Platteville .	"	4817	
			Ar Ione .	"	4858	
			Ar Lupton (Pt. Lupton)	"	4906	
			Ar Brighton 30 .	"	4979	
			Ar Henderson .	"	5036	
			Ar Hazeltine .	"	5076	
			Ar Depont .	"	5121	
			Ar Denver 18, 24, 30 .	Lv	5188	
			Ar Greeley (Colo. State College)	Lv	4648	
			Ar La Salle .	Ar	4681	
			Ar Peckham .	Lv	4723	
			Ar Gilcrest .	"	4752	
			Ar Platteville .	"	4817	
			Ar Ione .	"	4858	
			Ar Lupton (Pt. Lupton)	"	4906	
			Ar Brighton 30 .	"	4979	
			Ar Henderson .	"	5036	
			Ar Hazeltine .	"	5076	
			Ar Depont .	"	5121	
			Ar Denver 18, 24, 30 .	Lv	5188	
			Ar Greeley (Colo. State College)	Lv	4648	
			Ar La Salle .	Ar	4681	
			Ar Peckham .	Lv	4723	
			Ar Gilcrest .	"	4752	
			Ar Platteville .	"	4817	
			Ar Ione .	"		

Between Chicago, Omaha and Spokane, Portland, Tacoma and Seattle

WESTBOUND—Read Down

O'land Y.Spec. 27-11-35 Daily	Mail Express 25 Daily	Gold Coast Portland Rose 23-17 Daily	Idahoan 11 Daily	Stream-liner 105 Daily
4.00		10.30		5.30
1.00		9.25		1.30
11.40		9.00	11.40	
12.10		9.45	12.10	
8.40		9.05	8.40	
1.30		10.00	9.30	1.40
10.00		7.35	8.30	7.55
Y4.00		Y11.40	Y4.00	
9.30		8.30	9.30	
8.25		7.30	8.25	
□		□	□	□
10.10		7.45	8.50	8.05
4.25		3.00	3.45	517
4.50		3.50	4.50	814
		Y 4.25	844	844
		4.53	869	869
6.15		5.20	6.15	884
		5.40		900
				995
		5.57		907
7.08		6.21	7.08	928
		6.38		942
8.00		7.15	8.00	959
8.40		7.59	8.40	971
				990
9.01		8.21	9.01	998
				1001
				1006
				1015
9.25		8.46	9.25	1022
				1024
		9.06		1029
				1036
		9.19		1041
10.20		9.45	10.20	1046
* 1.05				1058
* 7.30				
49 Daily		* 7.30		
		* 1.55		
6.00	No. 25 Daily	5.30	6.00	
10.45		10.10	10.45	
3.40	1.15	10.35	11.15	5.55
4.15	1.43	11.03	11.43	1078
4.38				1083
5.05				1100
		11.45	12.18	s 1117
Ar				1133
Runs to Buhl		3.00		1158
		3.25	12.40	1168
		7.10		
		9.10		
		11.45		
		12.45		
		11.05	10.45	5.25
		12.35	12.45	7.25
		12.40		
		1.00		
		1.23		
		1.13		
		1.50		
		2.00		
		2.15		
		2.42		
		3.35		
		3.45		
		3.59		
		4.09		
		4.15		
		4.25		
		4.40		
		4.50		
		4.47		
		4.58		
		5.09		
		5.25		
		5.33		
		5.50		
		6.25		

Table No. 20
The Overland Route
See Tables Nos. 1 and 2 for complete schedules between Omaha and Green River

MILE S			Ele-va-tion
488	Lv	Chicago (C.&N.W.) (C.S.T.)	Ill. Ar 590
	Ar	Omaha	Neb. Lv 1033
11	Lv	Minneapolis (C.&N.W.) (OT) Minn.	Ar 918
	Ar	St. Paul	Ar 703
377	Lv	Omaha	Neb. Lv 1033
507	Lv	Omaha (Union Pacific)	Neb. Ar 1033
	Ar	Cheyenne (M.S.T.)	Wyo. Lv 6060
640	Lv	St. Louis (Wabash) (C.S.T.)	Mo. Ar 480
	Ar	Kansas City (Union Pacific)	Ar 748
746	Lv	Denver (M.S.T.)	Colo. Ar 5188
	Ar	Cheyenne	Wyo. Lv 6060
814	Lv	Cheyenne	Wyo. Ar 6060
844	Lv	Green River	Wyo. Lv 9083
844	Lv	Green River 1, 2	Ar 9083
869		Granger 1, 2	Ar 9271
884		Opal	Ar 6669
895		Kemmerer (Coal Mines)	Ar 6913
900		Fossil (Prehistoric animal remains)	Ar 6638
907		Nugget	Ar 5525
928		Sage	Ar 6332
942		Cokeville	Ar 6191
952		Pegram (Bear Lake to south)	Idaho Ar 6036
959		Dingle (Bear Lake Valley)	Idaho Ar 5972
971		Montpeller (To Bear Lake)	Idaho Ar 5942
990		Georgetown	Idaho Ar 5906
998		Soda Springs (Mineral Springs)	Idaho Ar 5779
1001		Alexander (Bear River)	Idaho Ar 5733
1006		Talmage	Idaho Ar 5587
1015		Bancroft (Gentle Valley)	Idaho Ar 5423
1022		Pebble (Portneuf River)	Idaho Ar 5278
1024		Blaser	Idaho Ar 5148
1029		Lava Hot Springs (Mineral Springs and Sanitarium)	Idaho Ar 5072
1036		Topaz	Idaho Ar 4929
1041		McCammion 36	Idaho Ar 4752
1046		Onyx	Idaho Ar 4614
1058	Ar	Inkom (Bannock Range to South) Pocatello 38 (Idaho State College)	Idaho Ar 4625
158	Lv	Pocatello	Idaho Ar 4463
168	Ar	W. Yellowstone 36, 39	Mont. Lv 6665
168	Lv	W. Yellowstone Pocatello	Idaho Ar 6665
170	Ar	Salt Lake City 38	Utah Ar 4251
170	Ar	Pocatello	Idaho Lv 4463
1078	Lv	Pocatello (Portneuf River)	Idaho Ar 4463
1083	Lv	Bannock (Falls in Snake River Dam, and Wapl. Irrigation Proj. Minidoka 60. To Twin Falls and Sheehens Falls)	Idaho Ar 4417
1100	Lv	Wapl. Irrigation Proj. Minidoka 60. To Twin Falls and Sheehens Falls	Idaho Ar 4337
1117	Lv	Kimama	Idaho Ar 4401
1133	Lv	Dietrich	Idaho Ar 4282
1158	Lv	Shoshone 64, 65	Idaho Ar 4272
1168	Lv	Shoshone	Idaho Ar 4080
59	Lv	Sun Valley (Ketchum)	Idaho Ar 3970
69	Lv	Shoshone	Idaho Lv 5816
69	Ar	Sun Valley (Ketchum)	Idaho Lv 5970
69	Ar	Shoshone	Idaho Lv 3970
1166	Lv	Shoshone	Idaho Ar 3970
1182	Lv	Gooding (Wood River)	Idaho Ar 3576
1195	Lv	Bliss 61	Idaho Ar 2665
1211	Lv	Kling Hill	Idaho Ar 2632
1218	Lv	Glenns Ferry	Idaho Ar 2662
1218	Lv	Glenns Ferry (Snake River)	Idaho Ar 2544
1227	Lv	Hammett	Idaho Ar 3089
1236	Lv	Reverse	Idaho Ar 3148
1246	Lv	Mountain Home	Idaho Ar 3157
1267	Lv	Orchard	Idaho Ar 2892
1293	Lv	Boise (Capital of Idaho)	Idaho Ar 2603
1293	Lv	Boise	Idaho Ar 2489
1301	Lv	Meridian	Idaho Ar 2489
1312	Ar	Nampa 68	Idaho Ar 2375
1312	Lv	Nampa	Idaho Ar 2326
1321	Ar	Caldwell 68 (College of Idaho)	Idaho Ar 2231
1328	Lv	Notus	Idaho Ar 2186
1336	Lv	Parma	Idaho Ar 2178
1344	Lv	Nyssa 69 (Snake River)	Ore. Ar 2160
1347	Lv	Arcadia	Idaho Ar 2154
1354	Lv	Ontario 70 (Snake River)	Idaho Ar 2121
1358	Lv	Payette 71	Idaho Ar 2085
1371	Lv	Welser	Ore. Ar 2116
1385	Lv	Olds Ferry (Snake River)	Ore. Ar 2116
1394	Ar	Huntington (M.S.T.)	Ore. Lv 2116

EASTBOUND—Read Up

Stream-liner 106 Daily	Idahoan 12 Daily	Portland Rose-Gld Cst 18-24 Daily	Mail Express 26 Daily	Y.Spec. O'land 36-12-28 Daily
11.20	8.40	7.00		1.00
3.10	8.00	7.30		3.40
	6.50	8.45		6.50
	6.15	8.05		6.15
	9.25	9.30		9.25
3.00	7.00	7.50		3.15
6.50	7.00	7.30		5.20
	Y12.29	Y7.35		Y 1229
	7.15	10.30		7.15
	6.20	8.10		6.20
	□	□		□
6.40	5.40	8.15		5.05
1.25	11.10	12.15		10.55
1.15	9.40	11.05		9.40
	f 9.05	E.		f 9.05
	f 8.30	E.		f 8.30
	8.11	9.41		8.11
	f 7.45	E.		f 7.45
	L.	E.		L.
	f 7.25	E.		f 7.25
	7.02	8.35		7.02
	f 6.38	E.		f 6.38
	L.	E.		L.
	6.20	7.50		6.20
	L.	E.		L.
	5.27	6.55		5.27
	L.	E.		L.
	L.	E.		L.
	f 5.01	f 6.29		f 5.01
	L.	E.		L.
	f 4.37	f 6.05		f 4.37
	L.	E.		L.
	4.20	E.		4.20
	L.	E.		L.
	L.	E.		L.
	L.	E.		L.
8.55	L.	5.20		3.50
	3.50	5.10		
	* 1.55			* 1.55
	* 7.30			* 7.30
		* 7.30		50
		* 1.05		Daily
8.25	8.25	9.45	No. 26	8.25
3.55	3.55	5.10	Daily	3.55
8.45	3.00	4.45	3.30	11.00
	2.22	4.11	2.35	9.55
	1.45	3.35	2.00	9.30
		T.	f 1.40	9.10
		T.	1.15	
	7.05	12.50	12.40	1.00
	7.00	12.45	12.35	2.35
	5.00	10.45	12.35	12.35
	9.10	3.10	4.45	4.45
	7.10	1.10	12.45	2.45
	7.05	12.50	2.40	1.00
		12.25	2.17	12.35
		12.10	T.	12.20
			f 11.55	
			T.	11.45
	6.10	11.40	1.30	11.30
	6.10	11.30	1.20	11.30
			T.	11.10
		10.48	12.41	10.48
			T.	10.20
	5.00	9.55	11.50	9.45
	5.00	9.40	11.45	9.35
		T.		9.15
	4.36	9.05	11.20	9.00
	4.36	8.55	11.10	8.30
		8.43	10.58	8.05
			T.	10.40
			T.	10.33
		8.18	T.	7.24
			T.	
		8.05	10.20	
		7.55	10.10	
		7.40	9.55	7.00
			T.	
	3.05	7.10	9.25	6.25

Footnotes for Pages 34 and 35

- ♦ Motor bus. This service is provided for passengers arriving or departing Shoshone and holding through rail tickets to and from Sun Valley or Ketchum, Idaho.
- * Through sleeping car daily to and from West Yellowstone during park summer season.
- * Connecting Sleeping Car service to and from West Yellowstone during park summer season.
- © C & NW 14, local from Omaha to Chicago, has no through cars from Union Pacific.
- Runs via Cut-off, not via Cheyenne.
- * Daily.
- (f) Stops only on signal.
- † Daily except Sunday.
- A Stops to let off paying passengers from Tacoma and beyond; also to take on for Vancouver and beyond.
- B Stops to let off paying passengers from Portland and beyond; also to take for Pocatello or beyond.
- D Stops to take paying passengers for Tacoma or beyond, and to let off from Portland or beyond.
- E Stops to take paying passengers for Cheyenne and beyond; also to let off from Pendleton and beyond.
- H Stops to take on paying passengers for Hinkle and beyond.
- J Nos. 407 and 457 stop at East Olympia to let off paying passengers for Olympia that come from Portland or beyond. Bus to Olympia is operated only when passengers are reported.
- K Stops to take paying passengers for Vancouver and south and to let off from points north of Seattle.
- L Stops to take or let off paying passengers to or from Green River and Pocatello or beyond.
- M Stops to let off paying passengers from Wallula and beyond.
- N Stops to let off paying passengers from Pocatello or beyond.
- O Stops to take on paying passengers for Pocatello or beyond.
- R Stops to take paying passengers for Tacoma and beyond.
- S Stops to take or let off paying passengers to or from Omaha and Portland or beyond.
- T Stops to take paying passengers for Ogden, Cheyenne or beyond; also to let off from Pendleton and beyond.
- U Stops to let off paying passengers from Vancouver and beyond, and to take for Tacoma and Seattle.
- V Stops to let off paying passengers from Portland and beyond on Tuesdays only.

Between Chicago, Omaha and Spokane, Portland, Tacoma and Seattle

WESTBOUND—Read Down

	Mail Exp. 25 Daily	Portland Rose 17 Daily	Idahoan 11 Daily	Stream-liner 105 Daily
	9.45	5.35	5.35	10.40
	10.17	N.	N.	
		N.	N.	
	11.10	6.59	6.50	11.55
	11.22	N.	N. ⊙	
	11.33	N.	N. ⊙	
	11.48	N.	N.	
		N.	N.	
		N.	N.	
		N.	N.	
	12.35	8.20	8.15	1.05
	1.18	N.	N.	
	1.32	N.	N.	
	2.05	N.	N.	
	2.23	N.	N.	
		N.	N.	
	3.00	10.50	10.30	3.10
	3.00	10.50	10.30	3.10
		N.	N.	
		N.	N.	
	3.30	11.25	N. ⊙	
	3.35	11.32	N. ⊙	
	3.50	11.50	11.15	3.50

◆ M I L E S

Table No. 20
(Continued)
The Overland Route
(Pacific Standard Time)

EASTBOUND—Read Up

	Elevation	Stream-liner 106 Daily	Idahoan 12 Daily	Portland Rose 18 Daily	Mail Exp. 26 Daily
		2116	2.05	6.00	8.15
		2657		o	o
		3746		o	o
		3438	12.40	4.36	6.50
		3336		4.21	v
		3251		4.11	v
		3449		o	o
		2718		o	v
		2708		o	o
		2788	11.40	3.25	5.35
		4205		o	o
		3680		o	o
		2306		o	o
		1749		o	o
		1414		o	o
		1069	9.38	1.05	2.50
		1069	9.38	1.05	2.50
		974		o	o
		641		B	o
		593		B	o
		610	9.00	12.15	2.00

Footnotes for Pages 34 and 35
(Continued from page 34)

- X Stops to let off paying passengers from Tacoma or beyond; also to take for Portland or beyond.
- Y For service between St. Louis, Denver and Cheyenne, see tables 24 and 30.
- Z Stops to let off paying passengers from Ogden, Cheyenne, and beyond; also to take for Pendleton and beyond.
- ① Stops to let off paying passengers from Vancouver and beyond and to take on for points beyond Seattle.
- ② Stops to take paying passengers for south of Tacoma.
- ③ Via North Puyallup.
- ④ Via Puyallup.
- ⑤ Stops to take on paying passengers for Portland and beyond.
- ⊙ Trains 407, 408, 457 and 458 carry passengers to and from East Olympia and Portland and Seattle. Bus service is only between East Olympia and Olympia, and operates daily to and from U. P. station at Olympia. Bus will handle only hand baggage for passengers, except no baggage is handled on Sunday.
- ▲ Union Pacific rail tickets to or from certain stations (consult agent) are honored on Grays Harbor lines buses operating over public highway only through towns where time is shown.
- ◆ Mileage shown on mile posts is from Council Bluffs. See General Information, Page 2

Between Portland, Tacoma and Seattle

All tickets over these lines are interchangeable and good on any train listed below.

401 Daily	459 Daily	407 Daily	Stream-liner 457 Daily	Miles	Table No. 20 Continued Pacific Standard Time	Elevation	402 Daily	460 Daily	408 Daily	Stream-liner 458 Daily
11.45	5.00	9.40	8.00	0.0	Portland	Ore. Ar	29	6.45	12.20	4.30
12.11	5.25	9.59	8.21	8.7	Vancouver	Wash. Ar	47	6.15	11.58	4.08
12.35				23.0	Ridgefield	" Lv	39	5.48		
12.49				28.4	Woodland (Lewis River)	" Lv	32	5.35		
1.05				37.5	Kalama	" Lv	21	5.18		
1.35	6.05	10.38	9.01	47.7	Kelso-Longview	" Lv	29	5.00	11.14	3.24
1.55			9.11	52.6	Castle Rock	" Lv	59	4.20	11.02	
2.09				67.2	Vader	" Lv	142	4.03		
2.27	u	11.04		73.7	Winlock	" Lv	306	3.50	10.45	
2.40				80.0	Napavine	" Lv	441	3.37		
3.00	6.47	11.22	d	87.1	Chehalis	" Lv	189	3.25	10.29	x
3.10	6.57	11.33	9.53	90.8	Centralia (Grays Harbor)	" Lv	188	3.00	10.22	2.32
3.25	6.57	11.33	9.53	90.8	Centralia 21	" Ar	188	2.45	10.22	2.32
3.35				98.1	Bucoda	" Lv	255	2.35		7.00
3.50				101.8	Tenino	" Lv	288	2.29		
	7.20	11.56	J	109.8	East Olympia 22	" Lv	219	2.08	9.58	2.08
				112.45	Ar Olympia State	Wash. Lv	13			1.30
				9.40	Ar Olympia Capital	Wash. Ar	13			2.35
4.16	7.20	11.56	J	109.8	East Olympia	Wash. Ar	219	2.08	9.58	2.08
4.30	7.33			120.3	Nisqually	Wash. Lv	85	1.53		6.37
5.00	8.05	12.41	11.01	129.1	Steilacoom	" Lv	15	1.40		
5.20	8.15	12.45	11.05	144.7	Tacoma	" Lv	13	1.15	9.16	1.26
5.40				144.7	Tacoma 22 (Nat'l Park)	" Ar	13	1.25	9.12	1.22
5.50				152.6	Puyallup	" Lv	50	1.25		5.52
5.50				154.4	North Puyallup	" Lv	56	1.23		5.42
6.05				161.5	Sumner	" Lv	72	1.28		
6.15				166.5	Auburn (Army Depot)	" Lv	73	1.27		
				183.4	Seaside	" Lv	15			4.45
6.45	9.15	1.40		183.4	Seattle (King St. Sta.)	Wash. Lv	15	11.45	8.20	12.30

For equipment, see pages 6 to 23, inclusive.

For explanation of reference marks, see page 34.

Portland—Chehalis—Hoquiam

459-Motor Bus Daily	457-Motor Bus Daily	Mls.	Table No. 21 Pacific Standard Time	Motor Bus -408 Daily	Motor Bus -458 Daily
5.00	8.00	o	Lv Portland	Ar	4.30
7.30	19.50	0	Chehalis	Wash. Ar	1.00
7.45	10.05	4	Centralia	Ar	12.45
		9	Galvin	Ly	
		16	Helsing Jct.	"	
		18	Independence	"	
		35	Saginaw	"	
		37	South Elma	"	
		48	Montesano	"	11.35
		49	Melbourne	"	
		56	Cosmopolis	"	
		59	Aberdeen	"	11.15
		63	Hoquiam	Ar	11.00

Portland—Seattle—Tacoma—Olympia

407-Bus	457-Bus	Table No. 22 Pacific Time	Bus-458	Bus-408
9.40	8.00	Lv Portland	Ar	9.15
11.56	J	Ar East Olympia	Lv	6.37
12.20	10.20	Lv East Olympia	Ar	6.30
12.45	10.45	Ar Olympia	Lv	6.00

408-Bus	458-Bus	Table No. 22 Pacific Time	Bus-457	423-NP
12.30	4.45	Lv Seattle	Ar	11.59
1.26	5.52	Lv Tacoma	Ar	11.01
2.08	6.37	Lv East Olympia	Lv	J
2.10	6.40	Lv East Olympia	Ar	10.10
2.35	7.05	Ar Olympia	Lv	9.40

Between St. Louis, Kansas City, Topeka, Salina and Denver

WESTBOUND—Read Down

Table with columns for Passenger, The Kansas, Port-land Rose, Stream-liner City of St. Louis, M I L E S, and various time entries for westbound routes.

Table No. 24 The Overland Route

Main table for Table No. 24 listing stations from St. Louis to Denver with arrival and departure times.

EASTBOUND—Read UP

Table with columns for Elevation, Stream-liner City of St. Louis, Port-land Rose, Passenger, The Kansas, and various time entries for eastbound routes.

Kansas City - Junction City - Concordia

Table No. 25 (Central Time) listing routes between Kansas City, Junction City, and Concordia.

Kansas City - Salina - Solomon - Beloit

Table No. 26 (Central Time) listing routes between Kansas City, Salina, Solomon, and Beloit.

Kansas City - Salina - McPherson

Table No. 27 (Central Time) listing routes between Kansas City, Salina, and McPherson.

Kansas City - Salina - Plainville - Oakley

Table No. 28 (Central Time) listing routes between Kansas City, Salina, Plainville, and Oakley.

For equipment see pages 3 to 23, inclusive. For explanation of reference marks see, page 37.

Between Denver, Cheyenne and Salt Lake City

WESTBOUND—Read Down									EASTBOUND—Read Up															
Motor Bus Daily	Motor Bus Daily	Motor Bus Daily	86 Daily	57 Daily	Port'd Rose 17 Daily	Pony Express 37 Daily	City of St. Louis 9 Daily	MILES	Table No. 30 The Overland Route (Mountain Standard Time)															
6.45	5.50	5.45	6.00	8.30	7.30	5.30	8.25	10	Lv	Denver 17, 18, 24	Colo.	Ar 5188	6.20	8.00	8.10	5.20	11.50	8.50	9.30	11.45	8.00			
		6.20	M.	f 8.53				14	Lv	Henderson	"	Lv 5036		G.	J.	f 4.53	v.				8.55	11.10	7.25	
		6.31	M.	f 9.11				19	Lv	Brighton 17	"	"	4979	G.	J.	f 4.47	f 10.53	H.			8.43	10.58	7.13	
		6.45	M.	f 9.21				26	Lv	Lupton	"	"	4906	G.	J.	f 4.38	f 10.43				8.27	10.42	6.57	
		6.52	M.	f 9.26				35	Lv	Platteville	"	"	4817	G.	J.	f 4.28	v.				8.19	10.34	6.49	
		7.01	M.	f 9.35		6.25	Z.	40	Lv	Gilcrest	"	"	4752	G.	J.	f 4.22	v.				8.10	10.25	6.40	
8.05	7.10	7.10	Ar	f 9.38	8.30	6.37	Z.	46	Lv	La Salle 17, 18	"	"	4681	G.	J.	f 4.15	10.10		7.45					
		7.23	Ar	f 9.55				48	Lv	Evans	"	"	4649	G.	J.	f 4.06	v.				8.00	10.15	6.30	
		7.30	Ar	f 10.00				52	Lv	Greenlee 17.1	Colorado State College of Education	"	4648	G.	J.	f 4.01	9.50							
		7.37	Ar	f 10.05				56	Lv	Lucerne	"	"	4747	G.	J.	f 3.53	v.							
		7.45	Ar	f 10.10				59	Lv	Eaton	"	"	4831	G.	J.	f 3.49	9.30				7.47	10.04	6.17	
			Ar	f 10.15				63	Lv	Ault	"	"	4935	G.	J.	f 3.44	9.22				7.40	9.58	6.10	
			Ar	f 10.20				67	Lv	Pierce	"	"	5032	G.	J.	f 3.39	v.				7.33	9.52	6.03	
			Ar	f 10.25				72	Lv	Nunn	"	"	5188	G.	J.	f 3.33	v.				7.25	9.45	5.55	
			Ar	f 10.30				86	Lv	Carr	"	Lv 5702	G.	J.	f 3.17	8.35								
			Ar	f 10.35				98	Lv	Speer	"	Lv 6361	G.	J.	f 3.00	8.10								
9.15	8.20	8.30	Ar	f 10.40				106	Ar	Cheyenne 1, 2	Capital of Wyo	Lv 6060				2.45	7.45					6.45	9.10	5.15
			Ar	f 10.45				106	Lv	Cheyenne	"	Ar 6060												
			Ar	f 10.50				115	Lv	Borie	"	Lv 5562												
			Ar	f 10.55				162	Ar	Laramie	"	Lv 7151	2.58	4.15	4.25									
			Ar					162	Lv	Laramie (Snowy Range to west)	"	Ar 7151	2.55	4.05	4.15									
			Ar					202	Lv	Rock River (Oil fields 1 1/2 mi. sou)	"	Lv 6910												
			Ar					219	Lv	Medicine Bow	"	"	8564											
			Ar					239	Lv	Hanna (Coal Mines)	"	"	6775											
			Ar					279	Lv	Rawlins (State Penitentiary)	"	"	6747	1.05	1.55	2.05								
			Ar					398	Lv	Rock Springs (Coal Mines)	"	"	6263	w.	11.32	11.46								
			Ar					413	Ar	Green River (Picturesque Cliffs)	"	Lv 5083	10.45	11.10	11.25									
			Ar							See Note														
			Ar					440	Lv	Green River	"	Ar 5083	10.20	10.55										
			Ar					413	Lv	Evanston	"	Lv 6745	8.34	8.57										
			Ar					513	Ar	Ogden	"	Lv 4298	6.50	7.10										
			Ar					589	Ar	Ogden	"	Lv 4298	6.50	7.10										
			Ar					589	Lv	Ogden	See Note													
			Ar					625	Ar	Salt Lake City	See Note	Ar 4298	6.05	6.25										
			Ar					625	Ar	Salt Lake City	See Note	Lv 4251	5.05	5.30										

Distance between Denver and Salt Lake City via Borie is 613 miles; via Cheyenne is 625 miles.

Between Ogden and Salt Lake City

Table No. 31 (Mountain Time)																								
9 Daily	34 Daily	103 Daily	30 Daily	5 Daily	107 Daily	37 Daily	Mis.	10 Daily	33 Daily	108 Daily	104 Daily	38 Daily	29 Daily	6 Daily										
	9.05	8.50	6.25	7.30	8.15	8.10	6.35	0	Lv	Ogden 1, 2, 36	Utah Ar	6.05	6.20	6.30	9.35	6.25	6.50	8.05						
	E.	R.		R.	E.	E.	6	Lv	Roy	Utah Ar					E.									
	E.	R.		R.	E.	E.	10	Lv	Clearfield	Utah Ar					E.									
	E.	R.		R.	E.	E.	15	Lv	Layton	Utah Ar					E.									
	E.	R.		R.	E.	E.	17	Lv	Kaysville	Utah Ar					E.									
	E.	R.		R.	E.	E.	21	Lv	Farmington	Utah Ar					E.									
	E.	R.		R.	E.	E.	26	Lv	Centerville	Utah Ar					E.									
	E.	R.		R.	E.	E.	28	Lv	Woods Cross	Utah Ar					E.									
	E.	R.		R.	E.	E.	31	Lv	North Salt Lake	Utah Ar					E.									
	10.00	9.45	7.10	8.25	9.10	8.55	7.35	36	Ar	Salt Lake 1, 2	Utah Ar	5.05	5.30	5.45	8.50	5.30	6.00	7.15						

Ogden—Echo—Coalville—Park City

Table No. 32 (Mountain Time)							
Mixed Freight # 226	Mis.	Miles	Motor Bus Daily	City	Mixed Freight # 225	Mis.	Miles
7.35	0	Lv	Ogden	Utah	4.15		
9.05	40	Ar	Echo	"	2.45		
		Lv	Coalville	"	2.10		
		Ar	Wanship	"	1.45		
		Lv	Park City	"	1.10		
9.15	40	Lv	Echo	"	2.10		
9.45	45	Ar	Coalville	"	1.45		
10.20	53	Ar	Wanship	"	1.10		
11.30	68	Ar	Park City	"	1.01		

Laramie—Centennial—Coalmont

Table No. 33 (Mountain Time)							
Mixed 221	Mis.	Miles	Motor Bus Daily	City	Mixed 222	Mis.	Miles
9.30	0	Lv	Laramie	Wyo. Ar	4.15		
10.15	15	Lv	Miller	"	3.30		
10.30	18	Lv	Milbrook	"	3.15		
11.07	30	Lv	Centennial	"	2.30		
11.02	40	Lv	Albany	"	1.38		
1.30	55	Lv	Fox Park	"	12.11		
3.27	74	Lv	Kings Canon, Colo.	"	10.12		
4.03	80	Lv	Northgate	"	9.36		
4.40	92	Walden	"	9.01			
5.50	111	Ar	Coalmont	"	7.45		

Walcott—Saratoga—Encampment

Table No. 34 (Mountain Time)							
Mixed 201	Mis.	Miles	Motor Bus Daily	City	Mixed 202	Mis.	Miles
12.01	0	Walcott 1, 2	Wyo. Ar	11.16			
12.28	7	Meads	"	10.49			
12.54	12	Overland	"	10.26			
1.27	21	Fish Hatchery	"	9.53			
1.56	24	Saratoga	"	9.37			
2.15	28	Dahlstrom	"	9.17			
2.23	30	Davis	"	9.07			
2.36	33	Cow Creek	"	8.54			
3.07	40	Canyon	"	8.22			
3.32	44	Encampment	"	8.00			

Footnotes for Pages 36 and 37

- NOTE ⊕—See table 20 for detail schedules to Pacific Northwest.
 ● Streamliner trains; see pages 24 and 29. (f) Stops on signal.
 NOTE ⊙—See table 14 for detail schedules to San Francisco.
 NOTE ⊖—See table 3 for detail schedules to Los Angeles.
 ⊙ Via cut-off; not via Cheyenne.
 * Daily. † Daily except Sunday.
 ▲ Continental Bus System—rail tickets honored. □ Mixed train.
 ▲ Bus service also available to and from this station. Consult Agent for details.
 ○ Overland Greyhound Bus Lines—connections with streamliners west-bound or eastbound at Cheyenne—rail tickets honored.
- 1 Local freight; limited space, hand baggage only; caboose for passengers.
 - Local freight; carries combination coach-baggage car for passengers.
 - ⊙ Mountain Time on the main line but trains to or from Oakley on the Colby branch line use Central Time.
 - ▲ Monday, Wednesday and Friday only.
 - † Tuesday, Thursday and Saturday only.
 - ⊙ Stops to take paying passengers for Denver and beyond.
 - B Stops to let off paying passengers from Denver and beyond.
 - D Stops to let off paying passengers from Kansas City and beyond, and from Topeka; also to take for Denver and beyond.
 - E Stops to take on or let off passengers.
 - G Stops to let off paying passengers from Ogden or beyond.
 - H Stops to let off paying passengers from east of La Salle.
 - J Stops to let off paying passengers from Granger or beyond.
 - K Stops to let off paying passengers from Denver and beyond; also to take for Topeka, and for Kansas City and beyond.
 - L Stops to take paying passengers for Denver and beyond; also to let off from St. Louis and beyond.
 - M Stops to take on paying passengers for east of Julesburg.
 - N Stops to let off paying passengers from Kansas City or beyond; also to take for Denver or beyond.
 - O Stops to let off paying passengers from Denver or beyond; also to take for Kansas City or beyond.
 - P Stops to let off paying passengers for points on the Solomon-Beloit branch; also to take for Denver and beyond.
 - R Stops to let off paying passengers from beyond Pocatello.
 - S Stops to let off paying passengers from Denver and beyond; also to take for St. Louis and beyond.
 - T Stops to let off paying passengers from Denver and beyond; also to take for Salina and east thereof where train is scheduled to stop.
 - V Stops to let off paying passengers from Cheyenne and beyond.
 - W Conditional stop; see tables 1 and 2.
 - Z Stops to let off paying passengers from east of Denver; also to take for Laramie or scheduled stops beyond.

Between Salt Lake City, Ogden, Pocatello, West Yellowstone and Butte

WESTBOUND—Read Down

				Table No. 36 The Overland Route For other trains between Salt Lake and Ogden see Table No. 31. (Mountain Standard Time)		EASTBOUND—Read Up		
Yellowstone Special #35 Daily	Northwest Special 33 Daily	Butte Special 29 Daily	MILES	Station	Elevation	Butte Special 30 Daily	Northwest Special 34 Daily	Yellowstone Special #36 Daily
	8.00	5.30	0	Lv Salt Lake City 1, 2, 3, 20, 31, 38	Utah Ar 4251	8.25	9.45	7.00
	8.55	6.20	36	Ar Ogden 1, 2, 3, 4, 31, 38	Lv 4298	7.30	8.50	6.00
	9.10	6.50	0	Lv Ogden (Ogden Canyon)	Ar 4298	7.10	8.30	5.40
	E	D	19	Hot Springs (Mineral Springs)	Ar 4274	A	B	H
	E	D	14	Willard (Great Salt Lake to west)	Ar 4265	A	B	H
	9.45	7.22	21	Brigham City 38. Wasatch Mts. to east	Ar 4306	6.35	7.55	4.58
	E	D	30	Honeyville	Ar 4266	A	B	H
	E	D	36	Dewey (Bear River)	Ar 4324	6.14	B	H
	E	D	40	Collinston (Bear River Canyon)	Ar 4416	A	B	H
	E	D	45	Wheelon	Ar 4416	A	B	H
	10.30	8.02	49	Cache Junction 37	Ar 4446	5.50	7.07	4.15
	E	8.12	57	Trenton	Ar 4461	A	6.50	H
	E	f 8.20	57	Cornish	Ar 4481	f 5.27	6.44	H
	E	D	62	Utida (Utah-Idaho boundary)	Ar 4622	A	B	H
	E	8.26	65	Weston	Idaho Ar 4605	A	6.36	H
	111.04	8.35	71	Dayton (Battle Creek Butte to east)	Ar 4746	5.15	6.29	f 3.42
	E	D	75	Clifton	Ar 4747	A	B	H
	E	D	81	Oxford	Ar 4748	A	B	H
	E	8.50	84	Swan Lake (Red Rock Pass)	Ar 4779	A	B	H
	111.35	9.06	95	Downey (Oxford Peak to east)	Ar 4854	4.50	6.02	f 3.16
	E	9.13	100	Virginia	Ar 4795	A	B	H
	E	9.20	105	Arimo	Ar 4735	A	5.49	H
	12.05	9.35	111	McCammon 20 (Columnar basalt)	Ar 4751	4.30	5.40	2.55
	12.05	9.35	111	McCammon	Ar 4751	4.30	5.40	2.55
	f 9.48	11.10	121	Inkom	Lv 4625	4.13	5.26	
	12.40	10.10	134	Pocatello 20 (Porineu' River)	Lv 4463	3.55	5.10	2.25
	f 7.05	10.40	134	Pocatello	Ar 4463	3.05	4.30	1.55
	f 11.04	11.02	146	Tyhee	Lv 4469	f 4.06		
	f 11.08	11.50	146	Fort Hall. Ft. Hall Indian Reservations-Bannocks and Shoshones	Ar 4447	4.00		
	f 1.37	11.16	151	Gibson	Ar 4466	f 3.55		
	2.45	12.02	158	Blackfoot 58	Ar 4500	2.06	3.38	12.53
	4.24	12.23	169	Firth (Snake River)	Ar 4568	3.24		
	5.10	12.29	176	Shelley (S Buttes west, Caribou Pk. north)	Ar 4627	1.37	3.15	
	7.30	12.25	185	Idaho Falls 39, 40, 57, 58	Lv 4708	1.25	3.00	12.15
			0	Idaho Falls	Idaho Ar 4708			11.55
			37	St. Anthony 57, 58 (Snake River)	Lv 4971			10.30
			51	Ashton 39, 40 (Grand Teton Nat Park)	Ar 5255			10.05
			107	W. Yellowstone 39 (West Entrance to Yellowstone Park)	Mont. Lv 6665			7.30
			1255	Idaho Falls (Falls in Snake River)	Idaho Ar 4708	1.25		
	f 1.04	191	Ar	Payne	Lv 4745	f 1.04		
	f 1.11	197	Ar	Bassett	Ar 4770	f 12.55		
	1.18	202	Ar	Roberts	Ar 4775	12.48		
	1.37	217	Ar	Hamer	Ar 4802	12.23		
	1.44	223	Ar	Camas	Ar 4816	12.20		
	2.00	235	Ar	Dubois	Ar 5149	12.05		
	2.22	248	Ar	Spencer (Beaver Canyon)	Ar 5883	11.43		
	2.40	258	Ar	Humphrey	Ar 6512	11.24		
	2.52	265	Ar	Monida (Idaho-Mont. boundary)	Mont. Ar 6798	11.14		
	f 3.06	273	Ar	Snowline	Ar 6564	10.59		
	3.20	280	Ar	Lima	Lv 6258	10.50		
	3.30	280	Ar	Lima	Ar 6258	10.40		
	3.45	288	Ar	Dell	Lv 6014	10.23		
	f 3.53	294	Ar	Kidd	Ar 5819	10.14		
	4.15	307	Ar	Armistead (To Salmon City)	Ar 5495	9.58		
	f 4.25	313	Ar	Grayling	Ar 5388	f 9.43		
	4.36	320	Ar	Barratts	Ar 5258	f 9.30		
	f 4.50	328	Ar	Dillon (State Normal College)	Ar 6096	9.20		
	f 5.00	334	Ar	Bond	Ar 5164	f 9.05		
	f 5.09	340	Ar	Apex	Ar 5427	f 8.58		
	f 5.25	348	Ar	Navy	Ar 5000	f 8.42		
	f 5.40	359	Ar	Melrese	Ar 5183	8.27		
	f 5.51	365	Ar	Quinn	Ar 5294	f 8.12		
	f 6.03	370	Ar	Divide	Ar 5397	8.02		
	f 6.13	375	Ar	Woodin	Ar 5575	f 7.54		
	f 6.25	381	Ar	Feely	Ar 5814	f 7.45		
	f 6.34	385	Ar	Buxton	Ar 5519	f 7.38		
	f 6.50	390	Ar	Silver Bow	Ar 5338	f 7.30		
	7.10	397	Ar	Butte (Largest mining camp on earth)	Lv 5490	7.15		

Footnotes for Page 38

* Daily. (f) Stops only on signal. † Daily except Sunday.

A Stops to let off paying passengers from beyond Pocatello.

B Stops to take on or let off passengers.

D Stops to take on or let off passengers.

E Stops to let off paying passengers; also to take for Idaho Falls or beyond.

H Stops to take paying passengers; also let off from Idaho Falls or beyond.

† Nos. 35 and 36 between Salt Lake and West Yellowstone, and Nos. 47 and 48 between Ashton and Victor, operate only during Yellowstone and Grand Teton Park summer season June 21 through September 11.

* Local freight with combination coach-baggage car.

Cache Junction—
Logan—Preston

Mixed #303		Mis.		Table No. 37 (Mountain Time)		Mixed #304	
† 6.10	85	Lv	Cache Jet	Utah	Ar	† 3.00	
f 6.35	93	Lv	Mendon	"	Lv	f 2.15	
f 6.55	99	Lv	Wellsville	"	Lv	f 1.55	
f 7.10	103	Lv	Hyrum	"	Lv	f 1.30	
f 7.35	109	Lv	Logan	"	Lv	f 1.10	
f 8.02	117	Lv	Smithfield	"	Lv	f 12.30	
f 8.25	122	Lv	Richmond	"	Lv	f 12.01	
f 8.34	126	Lv	Webster	"	Lv	f 11.30	
f 9.05	129	Lv	Franklin	Ida.	Lv	f 11.20	
† 10.10	136	Ar	Preston	"	Lv	† 11.00	

Ogden—Brigham—Malad

Mixed #311		Mis.		Table No. 38 (Mountain Time)		Mixed #312	
† 5.50	36	Lv	Ogden 1, 2, Utah	Ar	† 3.00		
			31, 38, 39, 40	"			
f 6.20	45	Lv	Hot Springs	"	f 2.28		
f 6.43	50	Lv	Willard	"	f 2.17		
f 7.00	57	Ar	Brigham City	36	Lv	2.00	
f 7.30	57	Lv	Brigham City	38	Ar	1.30	
f 7.45	63	Lv	Corinne	"	Lv	f 12.55	
f 8.02	71	Lv	Croplet	"	Lv	f 12.35	
8.15	75	Lv	Tremonton	"	Lv	12.25	
8.30	77	Lv	Garland	"	Lv	12.15	
f 8.46	82	Lv	Fielding	"	Lv	11.56	
f 9.25	94	Lv	Portage	"	Lv	11.20	
f 9.50	102	Lv	Cherry Creek	"	Lv	f 10.55	
† 10.15	109	Ar	Malad	Ida.	Lv	† 10.30	

Salt Lake—Idaho Falls—W. Yellowstone
(Summer Season)

35 Daily		Mis.		Table No. 39 (Mountain Time)		36 Daily	
8.00	0	Lv	Salt Lake City	Ut.	Ar	7.00	
9.10	36	Ar	Ogden	"	Ar	5.40	
12.40	170	Ar	Pocatello	Ida.	Lv	2.25	
1.05	0	Lv	Pocatello	Ida.	Ar	1.55	
2.45	51	Lv	Idaho Falls 36	Ida.	Ar	11.55	
5.10	102	Ar	Ashton 36, 40	"	Lv	10.05	
5.10	102	Lv	Ashton	"	Ar	10.05	
f 5.19	109	Ar	Warm River	"	Lv	f 9.18	
6.26	137	Ar	Trude	"	Lv	8.26	
6.41	142	Ar	Big Springs	"	Lv	8.12	
7.30	153	Ar	W. Yellowstone	Mont.	Lv	7.30	

Salt Lake—Idaho Falls—Ashton—Victor

35-47 Daily		Mis.		Table No. 40 (Mountain Time)		48-36 Daily	
8.00	0	Lv	Salt Lake City	Utah	Ar	7.00	
9.10	36	Ar	Ogden	"	Ar	5.40	
1.05	170	Lv	Pocatello	Ida.	Ar	1.55	
2.20	221	Ar	Idaho Falls 36	Ida.	Lv	12.15	
2.45	221	Lv	Idaho Falls	Ida.	Ar	11.55	
3.07	229	Ar	Ucon	"	Ar	11.28	
3.17	235	Ar	Rigby	"	Ar	11.16	
3.26	239	Ar	Lorenzo	"	Ar	11.05	
3.33	242	Ar	Thornton	"	Ar	10.58	
3.53	247	Ar	Rexburg	"	Ar	10.48	
4.03	251	Ar	Sugar City	"	Ar	10.40	
4.24	258	Ar	St. Anthony	"	Ar	10.30	
5.10	272	Ar	Ashton	"	Lv	10.05	

5.30	0	Lv	Ashton 36, 39	"	Ar	9.55	
f 5.34	2	Lv	Marysville	"	Lv	f 9.45	
f 5.42	6	Lv	Grainville	"	Lv	f 9.37	
f 5.48	9	Lv	Drummond	"	Lv	f 9.32	
f 5.56	13	Lv	France	"	Lv	f 9.24	
f 6.04	16	Lv	Lamont	"	Lv	f 9.18	
f	22	Lv	Judkins	"	Lv	f 9.18	
6.29	26	Lv	Felt	"	Lv	8.55	*
6.40	30	Lv	Tetonla	"	Lv	8.47	
6.55	37	Lv	Driggs	"	Lv	8.33	
7.15	46	Ar	Victor	Ida.	Lv	8.15	

Union Pacific Branch Lines

Omaha—North Platte—So. Torrington

Table 42 Central Time. Columns: Mixed 97, Mixed 93, Mts., Table No. 42, Mixed 94, Mixed 98. Rows include Mountain Time, Lv Omaha Neb. Ar, and various stops like O'Fallons, Coker, Sarben, etc.

Central City — Valparaiso

Table 45 Central Time. Columns: Mixed 76, Mts., Table No. 45, Mixed 75. Rows include Cent'l City, Heber, Hordville, Polk, Stromsburg, Osceola, Shelby, Rising City, David City, Bralnard, Valparaiso.

Kansas City — Topeka — Marysville Grand Island

Table 52 Central Time. Columns: 39-Motor 543 Daily, Mts., Table No. 52, Motor 544 -70 Daily. Rows include Kansas City, Mo. Ar, Topeka, Marysville, Grand Island, and various stops like Muncie, Edwardsville, etc.

Columbus — Spalding

Table 46 Central Time. Columns: Mixed 79, Mts., Table No. 46, Mixed 80. Rows include Columbus, Oconee, Monroe, Genoa, Fullerton, Belgrade, Cedar Rapids, Primrose, Spalding.

Columbus — Albion

Table 47 Central Time. Columns: Mixed 81, Mts., Table No. 47, Mixed 82. Rows include Columbus, Oconee, Monroe, Genoa, St. Edward, Albion.

Grand Island — Ord

Table 48 Central Time. Columns: Mixed 83, Mts., Table No. 48, Mixed 84. Rows include Gr. Island, St. Libory, St. Paul, Elba, Cotesfield, Scotia, North Loup, Ord.

Grand Island — Loup City

Table 49 Central Time. Columns: Mixed 283, Mts., Table No. 49, Mixed 284. Rows include Gr. Island, St. Paul, Dannebrog, Boelus, Rockville, Loup City.

Lawrence — Leavenworth

Table 50 Central Time. Columns: Mixed Fht. #172, Mts., Table No. 50, Mixed Fht. #171. Rows include Lawrence, Tonganoxie, Lansing, Cochrane, Leavenworth.

Kearney — Stapleton

Table 43 Central Time. Columns: Mixed 95, Motor 519, Motor 517, Mts., Table No. 43, Motor 518, Mixed 96. Rows include Kearney, Riverdale, Amherst, Miller, Summer, Eddyville, Oconto, Lodi, Callaway, Finchville, Arnold, Logan, Hoagland, Gandy, Stapleton.

St. Joseph — Marysville

Table 53 Central Time. Columns: Mts., Table No. 53. Rows include St. Joseph, Elwood, Wathena, Blair, Troy, Sovereign, Leona, Robnson, Hamlin, Morrill, Sabetha, Oneda, Seneca, Baileyville, Artell, Summit, Beattie, Home, Marysville.

Columbus — Norfolk

Table 44 Central Time. Columns: Motor # Bus, Motor # Bus, Motor # Bus, Mixed 321, Table No. 44, Mixed 312, Motor # Bus, Motor # Bus, Motor # Bus. Rows include Columbus, Oconee, Platte Center, Humphrey, Madison, Norfolk.

Manhattan — Marysville

Table 54 Central Time. Columns: Mixed Fht. #173, Mts., Table No. 54, Mixed Fht. #174. Rows include Manhattan, Stockdale, Garrison, Randolph, Cleburne, Irving, Blue Rapids, Marysville.

* Daily. † Sunday only. ‡ Daily except Monday. † Daily except Sunday. † Daily except Saturday and Sunday. B: Sundays, Wednesdays and Fridays only. H: Mondays, Wednesdays and Fridays only. E: Tuesdays, Thursdays, and Saturdays only. K: Freight service only. ⊕ On days livestock is to be carried, train No. 82 runs about one-half hour later than schedule shown. (†) Stops on signal. * Center Service Bus Lines—Rail tickets honored.

Union Pacific Branch Lines

Blackfoot — Aberdeen — Mackay

Mixed 409		Mixed 421		Mts.			Table No. 56 (Mountain Time)			Mixed 422		Mixed 410	
† 7.30	† 8.15	0	Lv	Blackfoot 36	Ida.	Ar	† 2.20	† 3.55					
† 7.47	† 8.30	5	Ar	Moreland	"	Lv	† 1.55	† 3.37					
† 7.51	† 8.35	7	Ar	Aberdeen Jct.	"	Lv	† 1.45	† 3.33					
	† 8.48	11	"	Rockford	"	"	† 1.30						
	9.13	17	"	Pingree	"	"	† 12.58						
	9.50	27	"	Sterling	"	"	† 12.25						
	† 10.25	35	Ar	Aberdeen	"	Lv	† 11.50						
	† 7.51	7	Lv	Aberdeen Jct.	"	"		† 3.33					
	† 8.24	20	"	Taber	"	"		† 3.00					
	† 9.15	40	"	Scoville	"	"		† 2.10					
	10.05	59	"	Arc	"	"		† 1.20					
	10.27	67	"	Moore	"	"		† 12.48					
	10.45	73	"	Darlington	"	"		† 12.30					
	11.00	77	"	Lestle	"	"		† 12.15					
	† 11.25	85	Ar	Mackay	"	Lv		† 11.50					

Idaho Falls — Orvin — St. Anthony

Mixed 491		Mts.		Table No. 57 (Mountain Time)				
† 7.55	0	Lv	Idaho Falls 36, 40, 58	Ida.	Ar	† 2.00		
† 8.05	3	"	Orvin	"	Lv			
† 8.15	5	"	Lincoln	"	"			
8.27	9	"	Iona	"	"			
9.05	19	"	Ririe	"	"			
† 9.18	24	"	Byrne	"	"			
† 9.40	31	"	Walker	"	"			
10.20	41	"	Newdale	"	"			
† 10.50	49	Ar	St. Anthony 40, 58	"	Lv			

Idaho Falls — Ucon — St. Anthony

Mts.		Table No. 58 (Mountain Time)			Mixed 492	
0	Lv	Idaho Falls 36, 40, 57	Ida.	Ar	† 2.00	
8	"	Ucon	"	Lv	† 1.40	
12	"	Grant	"	"	† 1.25	
16	"	Lewisville	"	"	† 1.10	
18	"	Menan	"	"	† 1.00	
37	"	Egin	"	"	† 11.56	
46	Ar	St. Anthony 40, 57	"	Lv	† 11.15	

Minidoka — Twin Falls — Buhl — Wells

29-49		Table No. 60 (Mountain Time)			440-50	
6.00	0	Lv	Salt Lake	Utah	Ar	* 8.25
* 3.40	170	"	Pocatello	Ida.	Ar	* 11.00
* 5.20	0	"	Minidoka	"	Ar	9.00
† 5.33	8	"	Acequia	"	Lv	† 8.43
6.05	14	"	Rupert 61	"	"	† 8.35
6.15	20	"	Heyburn	"	"	† 8.19
6.32	22	"	Burley 62	"	"	† 8.15
† 6.39	26	"	Starr's Ferry	"	"	† 8.01
† 6.51	34	"	Milner	"	"	† 7.49
7.04	41	"	Murtaugh	"	"	† 7.37
7.18	50	"	Hansen	"	"	† 7.22
7.25	53	"	Kimberly	"	"	† 7.12
7.40	59	Ar	Twin Falls	"	Lv	† 7.00
7.50	59	Lv	Twin Falls	"	Ar	† 6.45
8.02	66	Ar	Filler	"	Lv	† 6.30
* 8.20	74	Ar	Buhl	"	Lv	* 6.15
† 7.00	0	Lv	Twin Falls	"	Ar	† 8.00
† 7.25	11	"	Berger	"	Lv	† 7.15
7.45	19	"	Hollister	"	"	† 6.55
8.10	29	"	Rogerson	"	"	† 6.30
† 9.19	56	"	Delaplain	Nev.	"	† 5.22
9.55	69	"	Contact	"	"	† 4.55
11.30	103	"	Summer Camp	"	"	† 3.33
† 11.50	109	"	Melandco	"	"	† 3.04
† 12.30	124	Ar	Wells	"	Lv	† 2.30

Footnotes for Page 40

- * Daily. † Daily except Sunday. (f) Stops only on signal. * Motor train, daily.
- (d) Tuesday, Thursday and Saturday. (E) Monday Wednesday, and Friday.
- K Irregular mixed service; consult agent. (A) Daily except Monday.
- ♦ Overland Greyhound Lines daily bus—Rail tickets honored.
- Local freight with combination coach-baggage car.
- Local freight with caboose; hand baggage only.
- Ⓢ Mountain Time is used on this U. P. branch line, but trains to and from Wells, Nevada on the So. Pac. main line use Pacific Time.
- Ⓜ Pacific Time prevails in territory shown in table 70, but trains are operated under Mountain Time, as shown in this table. For equivalent in Pacific Time, figure one hour earlier.

Minidoka — Rupert — Bliss

Mixed 49 Bus		Table No. 61 (Mountain Time)			Bus-Mixed 50	
* 5.20	0	Lv	Minidoka	Ida.	Ar	* 9.00
† 5.33	8	"	Acequia	"	"	† 8.43
* 6.05	14	Ar	Rupert	"	Lv	* 8.35
† 12.55	14	Lv	Rupert	"	Ar	† 8.45
1.40	23	"	Burley	"	Lv	† 8.30
2.55	63	"	Twin Falls	"	"	† 7.30
	70	"	Filler	"	"	
	80	"	Buhl	"	"	
† 4.20	111	Ar	Bliss	"	Lv	† 5.30

Burley — Declo

Mts.		Table No. 62 (Mountain Time)			K	
0	Lv	Burley	Ida.	Ar		K
9	Ar	Declo	"	Lv		K

Nyssa — Homedale — Marsing

Mts.		Table No. 64 (Mountain Time)			K	
0	Lv	Nyssa 20	Ore.	Ar		K
8	"	Overstreet	"	Lv		K
11	"	Adrian	"	"		K
17	"	Nahton	Ida.	"		K
25	"	Homedale	"	"		K
31	"	Claytonia	"	"		K
33	Ar	Marsing	"	Lv		K

Richfield — Hill City

Mts.		Table No. 65 (Mountain Time)			K	
0	Lv	Shoshone 20	Ida.	Ar		K
15	"	Richfield 69	"	Ar		K
20	"	Rawson	"	Lv		K
37	"	Magic	"	"		K
45	"	Macon	"	"		K
57	"	Selby	"	"		K
59	"	Fairfield	"	"		K
73	Ar	Hill City	"	Lv		K

Boise — Nampa — Emmett — McCall

Mixed 11-485		Table No. 67 (Mountain Time)			Mixed 486-12	
* 3.59	0	Lv	Boise	Ida.	Ar	* 9.40
† 8.30	0	"	Nampa 20	"	Ar	† 2.35
9.00	9	"	Middleton	"	Lv	† 2.10
† 9.20	19	"	Jenness	"	"	† 1.40
† 9.35	22	"	Bramwell	"	"	† 1.25
10.20	27	"	Emmett 71	"	"	† 1.10
11.20	41	"	Moutour	"	"	† 12.20
11.55	50	"	Horseshoe Bend	"	"	† 11.55
1.20	64	"	Banks	"	"	† 11.10
3.00	83	"	Smith's Ferry	"	"	† 9.55
† 3.45	95	"	Belyvidere	"	"	† 9.11
4.30	99	"	Cascade	"	"	† 9.00
† 5.00	111	"	Arling	"	"	† 8.00
5.30	119	"	Donnelly	"	"	† 7.35
† 6.15	133	Ar	McCall	"	Lv	† 7.00

Caldwell — Wilder

Mts.		Table No. 68 (Mountain Time)			K	
0	Lv	Caldwell 20	Ida.	Ar		K
7	"	Greenleaf	"	Lv		K
11	Ar	Wilder	"	Lv		K

Shoshone — Ketchum — Sun Valley

Mixed 441		Table No. 69 (Mountain Time)			Mixed 442	
† 6.00	0	Lv	Shoshone 20	Ida.	Ar	† 12.45
6.35	15	"	Richfield	"	Lv	† 12.05
7.30	37	"	Picabo	"	"	† 11.05
8.05	52	"	Bellevue	"	"	† 10.25
8.16	57	"	Halley	"	"	† 10.05
† 8.45	69	Ar	Sun Valley (Ketchum)	"	Lv	† 9.30

Ontario — Vale and Brogan Vale — Crane and Burns

Mixed 459		Table No. 70 (Mountain Time)			Mixed 460	
† 1.00	0	Lv	Ontario 20	Ore.	Ar	† 4.00
† 1.15	4	"	Calro	"	Lv	† 3.35
† 1.25	7	"	Luse	"	"	† 3.25
† 1.35	10	"	Mallett	"	"	† 3.15
† 1.55	16	Ar	Vale	"	Lv	† 3.00
	16	Lv	Vale	"	Ar	† 3.00
	33	"	Jamieson	"	"	
	39	Ar	Brogan	"	Lv	
† 1.55	16	Lv	Vale	"	Ar	† 3.00
† 2.20	24	"	Hope	"	Lv	† 2.20
† 2.50	35	"	Little Valley	"	Lv	† 1.50
3.15	42	"	Harper	"	"	† 1.25
† 3.40	51	"	Namorf	"	"	† 12.55
† 4.07	62	"	Jonesboro	"	"	† 12.28
† 4.40	74	"	Juntura	"	"	† 11.50
† 5.25	87	"	Long	"	"	† 11.10
† 5.50	93	"	Riverside	"	"	† 10.50
† 6.15	103	"	Dunnean	"	"	† 10.25
† 6.40	110	"	Venator	"	"	† 10.05
† 7.30	127	"	Crane	"	"	† 9.15
† 8.00	138	"	Lawen	"	"	† 8.45
† 8.20	151	"	Redess	"	"	† 8.32
† 9.00	157	Ar	Burns	"	Lv	† 8.00

Payette — Emmett

Mixed 483		Table No. 71 (Mountain Time)			Mixed 484	
† 6.00	0	Lv	Payette 20	Ida.	Ar	† 2.45
6.30	5	"	Fruitland	"	Lv	† 2.25
† 6.40	7	"	Buckingham	"	"	† 2.06
7.00	17	"	New Plymouth	"	"	† 1.55
† 7.27	21	"	Letha	"	"	† 1.23
† 7.50	29	Ar	Emmett 67	"	Lv	† 1.00

Portland — La Grande — Joseph

Mixed 18-304		Table No. 72 (Pacific Time)			Mixed 305-17	
* 9.30	0	Lv	Portland	Ore.	Ar	* 5.30
* 5.25	299	Ar	La Grande	"	Lv	* 8.20
† 7.00	0	Lv	La Grande 20	"	Ar	† 5.00
† 7.10	3	"	Island City	"	Lv	† 4.40
† 7.22	8	"	Alicel	"	"	† 4.25
7.32	12	"	Imbler	"	"	† 4.05
8.05	21	"	Elgin	"	"	† 3.40

Union Pacific Branch Lines

Portland and Spokane Short Line

See Page 42 for supplemental bus service. Rail tickets honored.

20 Daily	Mls.	Table No. (Pacific Time) 74	19 Daily
10.00	0	Lv Portland, Ore. Ar	6.10
11.27	63	" Hood River. " " Lv	4.27
12.02	84	" The Dalles. " " " "	3.50
12.57	138	" Arlington. " " " "	2.40
1.50	184	Ar Hinkle " " Lv	1.50
2.20	184	Lv Hinkle " " Ar	1.15
2.55	212	Lv Wallula, Wash. Lv	12.30
		Page. " " " "	
		C. 253 " Scott " " " "	
		C. 260 " Ruxby " " " "	
4.05	267	Ar Ayer " " Lv	11.27
4.05	267	Lv Ayer " " Ar	11.27
		C. 289 Ar Hooper Jct. " " Lv	N
5.05	310	" Marengo " " " " "	10.15
6.02	354	" Cheney " " " " "	9.22
		C. 361 " Marshall " " " "	
6.30	370	Ar Spokane, Wash. Lv	9.00

Portland — Ayer — Lewiston

See Page 42 for supplemental bus service. Rail tickets honored.

20-74 Daily	Mls.	Table No. (Pacific Time) 77	73-19 Daily
10.00	0	Lv Portland, Ore. Ar	6.10
1.50	184	Ar Hinkle " " Lv	1.50
2.20	184	Lv Hinkle " " Ar	1.15
2.55	0	Lv Wallula, Wash. Lv	12.30
4.05	53	Ar Ayer " " Lv	11.27
5.00	0	Lv Ayer " " Ar	10.15
5.35	17	Ar Riparia " " Lv	9.40
		Camas Prairie R. R.	
		Riparia 76, Wash. Ar	9.40
5.35	0	Lv Central Ferry " " Lv	9.11
f 5.59	15	" Penawawa " " " "	f 9.11
f 6.13	24	" Swift " " " "	f 8.57
f 6.19	29	" Schults " " " "	f 8.51
f 6.24	32	" Almota " " " "	f 8.45
f 6.30	36	" Wawawai " " " "	f 8.40
f 6.43	43	" Crum " " " "	f 8.28
f 6.45	44	" Bishop " " " "	f 8.28
f 6.55	50	" Indian " " " "	f 8.17
f 7.02	55	" Moses " " " "	f 8.10
f 7.12	62	" Wilma " " " "	f 8.00
f 7.17	66	" Lewiston " " " "	f 7.55
7.30	72	Ar Lewiston, Ida. Lv	7.45
No. 324		Camas Prairie R. R.	No. 323
8.10	0	Lv Lewiston 76, Ida. Ar	2.05
f 8.28	9	" North Lapwai. " " Lv	f 1.47
8.30	10	" Spalding " " " "	1.44
8.40	14	" Arrow " " " "	1.38
9.07	27	" Lenore " " " "	1.00
f 9.22	34	" Peck " " " "	f 12.44
9.44	43	" Orofino " " " "	12.25
10.04	51	" Greer " " " "	12.05
f 10.20	58	" Pardee " " " "	f 11.51
10.37	65	" Kamiah " " " "	11.35
10.55	73	" Kooskia " " " "	11.20
11.03	76	Ar Stites " " Lv	11.08
No. 344		Camas Prairie R. R.	No. 343
8.00	72	Lv Lewiston 76. " " Ar	1.55
f 8.18	81	" North Lapwai. " " Lv	f 1.37
8.20	82	" Spalding " " " "	1.34
8.26	86	" Lapwai " " " "	1.23
8.31	88	" Sweetwater. " " " "	1.20
f 8.40	92	" Jacques " " " "	f 1.13
8.46	94	" Culesac. " " " "	1.10
9.32	108	" Ruebans " " " "	f 12.27
f 9.38	112	" Craig Jct. " " " "	f 12.18
9.49	117	" Craigmont " " " "	12.10
10.04	125	" Ferdinand " " " "	11.54
10.19	133	" Cottonwood " " " "	11.37
10.37	142	" Fenn. " " " "	11.18
10.56	149	Ar Grangeville 76, Ida. Lv	11.05

Portland — Hinkle — Yakima

See Page 42 for supplemental bus service. Rail tickets honored.

20-64 Daily	Mls.	Table No. (Pacific Time) 78	63-19 Daily
10.00	0	Lv Portland, Ore. Ar	6.10
11.27	63	" Hood River. " " Lv	4.27
12.02	84	" The Dalles. " " " "	3.50
12.57	138	" Arlington. " " " "	2.40
1.50	184	Ar Hinkle " " Lv	1.50
2.55	184	Lv Hinkle " " Ar	12.40
3.40	212	Ar Wallula, Wash. Lv	11.45
3.50	0	Lv Wallula, Wash. Ar	11.30
f 4.00	9	" Villard " " " "	f 11.15
f 4.20	16	" Kennewick. " " " "	f 11.00
f 4.57	39	" Benton City. " " " "	f 10.12
f 5.19	53	" North Prosser. " " " "	f 9.49
5.35	60	" Grandview " " " "	9.37
5.44	66	Ar Midvale " " Lv	9.25
		Ar Sunnyside Wash. Lv	9.15
.A.	69	Lv Sunnyside Wash. Ar	9.10
		Lv Midvale, Wash. Ar	9.00
f 5.44	66	" Emerald " " " "	f 8.53
f 6.00	76	" Granger " " " "	f 8.44
6.11	81	" Zillah " " " "	8.36
6.19	84	" Buena " " " "	8.29
f 6.26	87	" Sawyer " " " "	f 8.24
f 6.33	89	" Donald " " " "	f 8.19
f 6.43	93	" Parker " " " "	
7.00	101	Ar Yakima, Wash. Lv	8.00

Portland — Hinkle — Walla Walla

See Page 42 for supplemental bus service. Rail tickets honored.

20-64 Daily	Mls.	Table No. (Pacific Time) 75	345-63 Daily
10.00	0	Lv Portland, Ore. Ar	6.10
11.27	63	" Hood River. " " Lv	4.27
12.02	84	" The Dalles. " " " "	3.50
12.57	138	" Arlington. " " " "	2.40
1.50	184	Ar Hinkle " " Lv	1.50
2.55	184	Lv Hinkle " " Ar	12.40
3.40	212	Ar Wallula, Wash. Lv	11.45
4.20	0	Lv Wallula, Wash. Ar	11.15
f 4.43	8	Ar Reese " " Lv	f 10.50
5.01	15	" Touchet " " " "	10.30
f 5.12	20	" Lowden " " " "	f 10.18
f 5.25	24	" Whitman. " " " "	f 10.05
f 5.40		" Garrett " " " "	f 9.51
6.45	31	Ar Walla Walla " " Lv	9.45

Portland — Pullman — Moscow

See Page 42 for supplemental bus service. Rail tickets honored.

20-62 Daily	Mls.	Table No. (Pacific Time) 76	61-19 Daily
10.00	0	Lv Portland, Ore. Ar	6.10
11.27	63	" Hood River. " " Lv	4.27
12.02	84	" The Dalles. " " " "	3.50
12.57	138	" Arlington. " " " "	2.40
1.50	184	Ar Hinkle " " Lv	1.50
2.20	0	Lv Hinkle 75. Ore. Ar	1.15
2.55	28	Ar Wallula, Wash. Lv	12.30
2.55	28	Lv Wallula 74, 75 " Ar	12.30
4.05	81	Ar Ayer 74. " " Lv	11.27
5.15	81	Lv Ayer " " Ar	10.30
f 5.21	83	" Rifton " " " "	f 10.21
5.42	93	" Tucannon " " " "	10.01
5.54	98	Ar Riparia 77. " " Lv	9.50
5.54	98	Lv Riparia, Wash. Ar	9.50
f 6.01	103	" Canyon " " " "	f 9.38
f 6.17	111	" Hay " " " "	f 9.28
f 6.37	122	" Jerita " " " "	f 9.09
6.54	133	" La Crosse " " " "	8.56
7.04	138	" Winona " " " "	8.39
f 7.19	145	" Endicott. " " " "	f 8.29
f 7.19	149	" Thera " " " "	
f 7.40	158	Ar Diamond. " " Lv	f 8.09
7.42	158	Lv Colfax " " Ar	7.50
f 7.42	162	" Risbeck " " " "	f 7.45
f 7.42	166	" Parvin " " " "	f 7.35
f 8.05	168	" Shawnee " " " "	f 7.25
8.13	171	" Albion " " " "	7.18
f 8.33	174	" Armstrong " " " "	f 7.18
8.33	177	" Pullman, Wash. " " " "	f 7.05
8.50	186	Ar Moscow 85, Ida. Lv	6.45

Spokane — Tekoa — Wallace

67 Daily	Mls.	Table No. (Pacific Time) 79	68 Daily
8.15	0	Lv Spokane 74, Wash. Ar	6.50
8.30	7	" Dishman " " " "	f 6.33
f 8.34	10	" Chester " " " "	f 6.28
f 8.45	16	" Mica " " " "	f 6.16
f 8.50	19	" Freeman. " " " "	f 6.10
8.58	22	" Manito " " " "	f 6.04
9.03	27	" Rockford " " " "	5.53
9.16	34	" Fairfield. " " " "	5.40
9.31	42	" Latah " " " "	5.24
9.52	49	Ar Tekoa " " Ar	5.11
10.02	49	Lv Tekoa " " Ar	5.05
f 10.14	56	" Lovell " " " "	f 4.50
10.33	65	" Plummer " " " "	f 4.32
10.50	72	" Chatcolet. " " " "	f 4.14
f 10.50	75	" O'Gara " " " "	f 4.14
11.09	80	" Harrison. " " " "	3.54
11.16	83	" Springston. " " " "	3.45
f 11.16	88	" Black Lake. " " " "	f 3.45
f 11.34	95	" Lane " " " "	f 3.24
11.40	99	" Rose Lake. " " " "	3.16
f 11.40	101	" Dudley " " " "	f 3.16
11.55	107	" Cataldo " " " "	f 2.59
12.03	112	" Enaville " " " "	f 2.53
f 12.07	113	" Pine Creek. " " " "	f 2.49
12.30	119	" Kellog-Wardner. " " " "	f 2.40
f 12.30	121	" Shont " " " "	f 2.40
f 12.43	125	" Osburn " " " "	f 2.22
1.00	130	Ar Wallace, Ida. Lv	2.15

EXPRESS IT!



for friendly shipping
help... and sure, fast
service...

**ALWAYS ASK
THE EXPRESS MAN!**



Connecting Bus Service

Portland — Umatilla — Spokane Pendleton — Umatilla — Spokane

Motor Bus Daily		Motor Bus Daily		Mls.	Table No. 83 (Pacific Time)		Motor Bus Daily		Motor Bus Daily	
		7.00	12.01	0	Lv	Portland	Ore.	Ar	7.00	12.40
		11.45	5.00	183	Ar	Umatilla	Ore.	Lv	2.15	8.20
		11.50	5.11	183	Lv	Umatilla	Ore.	Ar	2.05	8.10
		12.50	6.20	220	Ar	Pendleton	Ore.	Lv	1.15	7.10
		12.15	5.35	183	Lv	Umatilla	Ore.	Ar	2.15	8.15
		4.55	10.15	375	Ar	Spokane	Wash.	Lv	9.35	3.45

Pendleton — Spokane

Motor Bus Daily		Motor Bus Daily		Motor Bus Daily		Motor Bus Daily		Mls.	Table No. 84 (Pacific Time)		Motor Bus Daily		Motor Bus Daily		Motor Bus Daily		Motor Bus Daily		
7.05		1.45	6.50	0	Lv	Pendleton	Ore.	Ar	12.55	11.25	6.55								
7.25		2.05	7.10	13		Adams			12.35	11.07	6.37								
7.35		2.15	7.20	18		Athena			12.25	10.57	6.23								
7.40		2.20	7.25	22		Weston			12.20	10.53	6.23								
8.00		2.40	7.45	37		Milton			12.20	10.35	6.05								
8.10		2.45	7.55	39		Freewater	Ore.		11.50	10.25	5.55								
8.35	6.00	3.25	8.20	47		Walla Walla	Wash.		11.25	10.00	5.30								
	6.45	4.15	8.30	92		Dayton			10.20		4.20								
	7.15	4.45	10.00	101	Ar	Dodge Jct.			9.50		3.50								
						Dodge Jct.			9.45	7.00									
7.15		11.00	101	Lv		Pomeroy			9.24	6.39									
7.35		11.20	114	Lv		Clarkston	Wash.		8.35	5.50									
8.25		12.10	144	Ar		Lewiston	Ida.	Lv	8.30	5.45									
8.30		12.15	146	Ar															
		4.45	10.00	110	Lv	Dodge Jct.	Wash.	Ar	9.50		3.50								
		5.50	11.05	146	Ar	Colfax			8.40		2.40								
		6.00	11.15	146	Lv	Colfax	Wash.	Ar	8.30		2.30								
		6.43	11.58	174	Ar	Rosalla			7.45		1.45								
		7.30	12.45	207	Ar	Spokane	Wash.	Lv	7.00		1.00								

Walla Walla — Yakima

Motor Bus Daily		Motor Bus Daily		Motor Bus Daily		Mls.	Table No. 84a (Pacific Time)		Motor Bus Daily		Motor Bus Daily		Motor Bus Daily	
8.30		8.45	3.30	0	Lv	Walla Walla	Wash.	Ar	5.20	9.50	9.05			
10.00		10.05	4.50	48	Lv	Kennwick			4.05	8.30	7.50			
11.30		11.49	6.35	96	Lv	Sunnyside			2.15	6.50	6.15			
12.55		1.05	7.55	132	Ar	Yakima			12.55	5.30	5.10			

Spokane — Moscow — Lewiston

Motor Bus Daily		Motor Bus Daily		Motor Bus Daily		Motor Bus Daily		Mls.	Table No. 85 (Pacific Time)		Motor Bus Daily		Motor Bus Daily		Motor Bus Daily		Motor Bus Daily	
8.00	5.15	2.20		7.15	0	Lv	Spokane	Wash.	Ar	11.45	2.55	6.20	9.15					
8.45	6.02	3.05		8.03	33	Ar	Rosalla			10.59	2.07	5.32	8.27					
8.45	↓	3.05		↓	33	Lv	Rosalla			2.07	↑	5.32	8.27					
9.30	↓	3.50		↓	61	Ar	Colfax			1.20	↑	7.45	8.27					
10.00	↓	4.30		↓	78	Ar	Pullman			12.40	↑	7.12						
	6.02	↓		8.03	33	Lv	Rosalla			10.59	↑	5.32	8.27					
	6.21	↓		8.22	45	Lv	Oakdale			10.40	↑	5.15	8.27					
	6.45	↓		8.44	57	Ar	Garfield			10.20	↑	4.55	8.27					
	7.27	↓		9.25	81	Ar	Pullman			9.35	↑	4.10						
10.10	7.30	↓		9.35	81	Lv	Pullman	Wash.	Ar	12.30	4.05	7.10						
10.25	7.45	↓		9.50	91	Ar	Moscow	Ida.	Lv	12.15	3.50	6.55						
	7.30	4.30	↓	9.35	81	Lv	Pullman	Wash.	Ar	9.32	12.40	2.45	7.09					
11.25	8.25	5.25	10.55	113	Ar	Lewiston	Ida.	Lv	8.40	11.45	4.45	6.15						

Footnotes for Page 42

◊ Overland Greyhound Lines—Rail tickets honored. ■ Capitol Stages—Rail tickets honored.
 ▲ Elkhorn Valley Stages—Rail tickets *NOT* honored. ♦ Pacific Trailways—Rail tickets honored. (M.T.) Mountain Time. (P.T.) Pacific Time.
 □ Northwest Greyhound Lines—Rail tickets honored. † Daily except Sunday.

The Dalles — Bend

Motor Bus Daily		Motor Bus Daily		Mls.	Table No. 86 (Pacific Time)		Motor Bus Daily		Motor Bus Daily	
	6.45		0	Lv	The Dalles	(R. R. Depot)	Ore.	Ar	4.15	11.25
	7.00	3.00	0	Lv	The Dalles	(Bus Depot)	Ore.	Ar	4.05	11.35
	8.35		69	Ar	Maupin				9.50	
	10.05	6.15	199	Ar	Madras				1.10	8.35
	10.40	6.45	143	Ar	Terrebonne				12.32	7.53
	10.55	7.40	148	Ar	Redmond				12.25	7.45
	11.20	8.05	165	Ar	Bend				12.01	7.20

Biggs — Shaniko

Motor Bus Daily		Motor Bus Daily		Mls.	Table No. 87 (Pacific Time)		Motor Bus Daily		Motor Bus Daily	
	3.00			Lv	The Dalles	(Bus Depot)	Ore.	Ar	4.05	
	3.35			Lv	Biggs Junction				3.30	
	3.55	9		Ar	Wasco				3.10	
	4.07	27		Ar	Moro				2.57	
	4.22	38		Ar	Grass Valley				2.42	
	4.40	52		Ar	Kent				2.27	
	4.57	69	Ar		Shaniko				2.07	

Fremont — Lincoln

Motor Bus Daily		Motor Bus Daily		Motor Bus Daily		Motor Bus Daily		Motor Bus Daily		Motor Bus Daily		Motor Bus Daily	
	7.30	6.40	10.30	Lv	Fremont	Neb.	Ar	9.10	5.35	7.15			
	8.00	7.20	11.15	Ar	Wahoo		Lv	8.30	4.55	6.30			
	8.20	7.40	11.35	Ar	Ceresco		Lv	8.10	4.35	6.10			
	8.55	8.15	12.10	Ar	Lincoln		Lv	7.30	4.00	5.45			

Columbus — Lincoln

Motor Bus Daily		Motor Bus Daily		Motor Bus Daily		Motor Bus Daily		Motor Bus Daily		Motor Bus Daily		Motor Bus Daily	
	9.20	7.15	Lv	Columbus	Neb.	Ar	7.55	2.50					
	9.50	7.45	Ar	Schuyler		Lv	7.25	2.20					
	10.20	8.15	Ar	David City		Lv	7.00	1.50					
	11.05	9.00	Ar	Seward		Lv	6.20	1.10					
	11.50	9.45	Ar	Lincoln		Lv	5.35	12.25					

Grand Island — Hastings

Via Yellow Diamond Lines—Rail Tickets Honored

Motor Bus Daily		Motor Bus Daily		Motor Bus Daily		Motor Bus Daily		Motor Bus Daily		Motor Bus Daily		Motor Bus Daily		Motor Bus Daily	
	3.30	6.55	4.40	12.15	8.00	Lv	Grand Island	Ar	7.50	11.30	3.55	6.20	9.26		
	9.45	7.10	5.00	12.35	8.25	Ar	Doniphan	Lv	7.30	11.15	3.25	5.55	9.00		
	10.05	7.20	5.10	12.45	8.35	Ar	Hansen Corner	Lv	7.15	11.00	3.15	5.45	8.50		
	10.20	7.40	5.30	1.00	8.50	Ar	Hastings	Lv	7.00	10.45	3.00	5.30	8.40		

Cheyenne — Denver

Motor Bus Daily		Motor Bus Daily		Motor Bus Daily		Motor Bus Daily		Motor Bus Daily		Motor Bus Daily		Motor Bus Daily	
	9.10	5.15	Lv	Cheyenne	Wyo.	Ar	8.20	9.15					
	10.15	6.30	Lv	Greeley	Colo.	Lv	7.10	8.05					
	11.45	8.00	Ar	Denver	Colo.	Lv	5.50	6.45					

Spokane — Grand Coulee Dam

Via Okanogan Valley Bus Lines (Pacific Time)

	1.30	Lv	Spokane	Ar	1.00			
	3.30	Ar	Grand Coulee Dam	Lv	10.40			

Las Vegas — Tonopah

Via Las Vegas-Tonopah-Reno Stage Line (Pacific Time)

	9.20	8.45	Lv	Las Vegas	Nev.	Ar	12.30	11.25
	1.55	1.11	Ar	Tonopah	Nev.	Lv	8.10	7.00

UNION PACIFIC TRAINS USE THESE STATIONS

<p>Boise, Idaho: Union Pacific Station.</p> <p>Butte, Montana: Union Station, 820 East Front Street.</p> <p>Cheyenne, Wyoming: Union Pacific Station, 15th Street at Capitol Avenue.</p> <p>Chicago, Illinois: C. & N. W. Terminal, Canal and Madison Streets.</p> <p>Denver, Colorado: Union Station, Foot of Seventeenth Street.</p> <p>Kansas City, Mo: Union Station, Main Street and Union Station Plaza.</p> <p>Los Angeles, Calif: Los Angeles Union Passenger Terminal, Alameda and Aliso Streets.</p>	<p>Oakland, Calif: Southern Pacific 16th Street Station, Foot of 16th Street.</p> <p>Oakland Pier, Calif: Southern Pacific Terminal.</p> <p>Ogden, Utah: Union Station, 25th and Wall Streets.</p> <p>Olympia, Wash: Union Pacific Station, Corner 4th Avenue and Adams Street.</p> <p>Omaha, Nebraska: Union Station, 10th and Marcy Streets.</p> <p>Pendleton, Oregon: Union Pacific Station, Corner Main and Frazer Sts.</p> <p>Pocatello, Idaho: Union Pacific Station, Foot of West Bonneville Street.</p>	<p>Portland, Oregon: Union Station, Sixth and Johnson Streets.</p> <p>Riverside, Calif: Union Pacific Station, 7th and Vine Streets.</p> <p>San Bernardino, Calif: Union Station, West Third Street.</p> <p>San Francisco, Calif: Ferry Depot, Foot of Market Street.</p> <p>Salina, Kansas: Union Station, 400 North 13th Street.</p> <p>Salt Lake City, Utah: Union Pacific Station, South Temple and Third West Streets.</p>	<p>Seattle, Wash: Union Station, 4th Avenue, South, and Jackson Street.</p> <p>Spokane, Wash: Union Station, Corner Trent Avenue between Stevens and Washington Streets.</p> <p>St. Louis, Mo: Union Station, 18th and Market Streets.</p> <p>Tacoma, Wash: Union Station, 1713 Pacific Avenue.</p> <p>Topeka, Kansas: Union Pacific Station, Railroad and North Jackson Streets.</p> <p>Yakima, Wash: Union Pacific Station, West Yakima and South Second Ave.</p>
--	---	---	---

Connections at Omaha

C. & N. W.																			
16	24	108	102	28	104	106	112	14	107	13	27	111	105	103	101	23	15		
	8.30	11.45	3.00	3.40	2.50	3.10	12.40	8.00	Ar	5.00	9.30	1.00	12.40	1.30	3.00	2.45	9.25		
	8.45	11.55	3.10	3.50	3.00	3.20	12.50	8.33	Lv	4.45	9.10	12.44	12.27	1.15	2.48	2.33	8.56		
	10.30	R				4.41	10.47		Lv	3.20	7.21		11.45				7.15		
	12.05	11.50	2.04	5.22	6.30	5.07	5.40	2.57	Ar	2.54	6.16	9.57	10.19	11.01	12.35	12.20	6.08	11.35	
	12.34	12.15	2.19	R	R	5.07	5.57	3.12	Ar	2.10	5.36	9.32	9.58	10.35	12.13	R	5.36	11.05	
	12.55		*5.55	*10.20	*10.20	*10.20	*10.20	*5.55	Ar	*945	*350	*6.30	*630	*830	*830	*830			
	1.26	12.58				6.31	3.44	3.07	Lv	1.37	4.46	R	9.25					9.45	
	3.24	2.30	3.57	7.14	8.38	6.55	7.42	4.50	Ar	12.30	3.11	7.44	8.21	8.55	10.40	10.25	3.21	7.30	
	6.10	4.00	5.10	9.30	10.10	8.10	8.55	6.05	Ar	11.15	1.21	6.25	7.11	7.40	9.29	9.14	1.30	3.55	
	10.30	7.00	7.45	11.00	1.00	10.45	11.20	8.30	Ar	9.00	9.51	4.00	5.00	5.30	7.15	7.00	10.30	11.01	
C. & N. W.																			
		202	204	203	201	202	201	203	201	102	108	The Milw. Road	103	107					
		*9.30	*9.25	Lv	Omaha	Ar	8.40	*9.05		11.55	7.45	Lv	Omaha	Ar	8.35	7.30			
		12.25	12.10	Lv	Sioux City	Ar	6.25	6.45			8.55	Lv	Sioux City	Ar		4.25			
		3.05	2.19	Lv	Worthington	Ar	4.03	3.48			2.30	Lv	Mitchell	Ar		12.01			
			11.45		Sioux Falls			11.45			7.05	Ar	Aberdeen			7.00			
		4.49	3.34	Lv	St. James			2.54	1.42		2.34	12.01	Lv	Madrid		5.44	2.55		
		5.51	4.20	Lv	Mankato			2.09	1.32		1.20			Des Moines		4.35			
		12.02	7.05	Ar	Rochester			8.40	*7.50		4.31	2.39		Marion		3.49	12.03		
		8.05	6.15		St. Paul			12.10	9.45		6.05	5.10		Savanna		2.20	9.55		
		8.45	*6.50	Ar	Minneapolis	Lv	11.40	9.00			9.33	Ar	Milwaukee			4.50			
											8.40	8.50	Ar	Chicago	Lv	11.50	6.10		
204-9-23 C. & N. W.																			
	*9.25	Lv	Omaha	Ar	*9.05		7.30	Lv	Omaha	Ar	7.55								
	*11.50	Ar	Sioux City	Lv	6.45		7.42	Lv	Council Bluffs	Lv	7.22								
	*7.45		Salem		11.20		10.27	Ar	Maryville		4.16								
	110.42		Huron		8.30		1.01		Chillicothe		1.01								
			Redfield		4.40		2.48		Moberly		11.10								
			Aberdeen		3.00		7.11		Delmar (Bld.)		8.16								
			Oakes	Ar	11.45		7.35	Ar	St. Louis	Lv	8.00								
8 2 10 C. R. I. & P.																			
	11.46		Omaha	Ar	8.15		10.45		Omaha	Ar	8.15		10.45						
	2.20	8.00	2.00	Ar	Des Moines	Lv	5.15	8.00	10.15										
	5.34	12.10	5.05		Davenport	Lv	1.35	5.03	4.55										
	5.41	12.20	5.15		Rock Island	Lv	1.20	4.55	4.40										
	8.50	5.00	8.30	Ar	Chicago	Lv	10.00	2.00	11.55										
20 26 22 C. B. & Q.																			
	9.00	4.15	1.15	Lv	Omaha	Ar	6.30	2.20	8.20										
	11.45	7.17	4.25	Ar	St. Joseph	Lv	2.18	10.55	5.28										
	1.20	8.59	6.55		Kansas City		12.30	9.00	4.00										
106-6 110-20 Mo. Pac.																			
	7.40	4.00	Lv	Omaha	Ar	6.40	7.20												
	10.35	8.00	Ar	Atchison	Lv	3.25	2.20												
	10.59	8.30	Ar	Leavenworth		3.00	1.35												
	11.40	9.20		Kansas City		2.25	12.40												
	5.40	7.28	Ar	St. Louis	Lv	8.50	5.00												

Connections at Kansas City

C. G. W.																											
6	16	2	24	10	12	20	A. T. & S. E.	11	23	19	15	9	1														
	4.00	Lv	Kansas City	Ar	7.10		1.10	4.20	7.00	10.00	12.30	1.45	Lv	Kansas City	Ar	5.25	9.00	4.20	1.30	7.30	11.30						
	9.40	Ar	Des Moines	Lv	11.22		4.50	8.10	10.50	2.35	4.10	5.30		Ft. Madison	Lv	1.40	4.35	12.50	9.50	2.40	7.55						
	6.15		Dodge Center	Lv	3.40		5.40		11.40	3.35	4.55			Galesburg	Ar	12.50	3.35		8.55	1.40							
	8.10	Ar	St. Paul	Lv	1.35		6.25		12.30	4.30	5.35			Chillicothe	Ar	12.05	2.45		8.10	12.40							
	8.50	Ar	Minneapolis	Lv	1.00		9.00	12.20	3.00	7.30	8.00	9.45	Ar	Chicago	Lv	10.00	12.30	9.00	6.00	10.00	4.00						
8 1 15 K. C. S.																											
	9.30	4.00	9.30	Lv	Kansas City	Ar	7.45	10.15	7.45																		
	10.45	3.00	12.20	Ar	Shreveport	Lv	5.10	11.00	7.00																		
	7.45	10.15			New Orleans			4.00	9.30																		
		9.00			Lake Charles			11.15	4.45																		
		8.52			Beaumont			11.35	5.10																		
		9.30			Port Arthur	Ar	10.50	4.30																			
105 111-3 117 Frisco Lines																											
	11.25	11.30	8.45	Lv	Kansas City	Ar	7.30	7.00	7.30																		
	9.55			Ar	Memphis	Lv			7.30																		
	4.25				Birmingham				12.05																		
		7.00	2.10		Tulsa		1.55	11.00																			
		1.15		Ar	Oklahoma City	Lv		7.00																			
36 56 C. B. & Q.																											
	12.01	10.00	Lv	Kansas City	Ar	7.55	8.45																				
	3.35	2.25	Lv	Quincy	Lv	3.28	5.15																				
	8.00	7.55	Ar	Chicago	Lv	10.00	12.30																				
14 20 10 6 12 Mo. Pac.																											
	4.00	1.45	11.30	Lv	Kansas City	Ar	7.20	2.10	9.08	8.20	12.15																
	5.50	3.50	2.15	Ar	Sedalia	Ar	4.30	12.57	10.6	15.9	9.35																
	7.10	5.10	3.45	Ar	Jefferson City	Ar	2.45	10.58	6.00	4.40	7.55																
	10.05	8.05	7.28	Ar	St. Louis	Lv	11.50	8.50	4.00	2.10	5.00																
10-18 Alton 7-9																											
No Dining Car Service	7.15	Lv	Kansas City	Ar	7.05																	No Dining Car Service					
	9.40	Lv	Chicago	Lv	11.25																						
27 25 M. K. T.																											
	9.40	8.40	Lv	Kansas City	Ar	8.25	9.25																				
	8.40	10.05	Ar	Oklahoma City	Lv		11.30																				
	8.45	9.40		Dallas			9.20																				
	5.30	6.30	Ar	Ft. Worth	Lv		9.05																				
			Ar	San Antonio	Lv		12.25	11.00																			
18 12 10 Wabash																											
	11.59	4.15	7.30	Lv	Kansas City	Ar	2.10	9.00	7.25																		
	1.38	5.30	Ar	Carrollton	Lv		12.45		5.09																		
	3.28	6.43	9.44	Ar	Moberly		11.34		6.35	3.10																	
	4.28	7.16	10.12		Centralia		11.00		6.07	2.22																	
	4.46	7.39	10.28		Mexico		10.43		5.51	1.53																	
	7.11	9.35	12.05	Ar	Delmar (Bld.)		9.08		4.13	11.54																	
	7.35	9.55	12.29	Ar	St. Louis	Lv	8.50	4.00	11.40																		

For explanation of reference marks, see page 44

Connections at Denver

	19	17	1	D & R G W			2	18	20		27-7	101-2	141-14	21-1	C & S—A T & S F		2-22	13-130	16-28-1-102	8-28		
	7.30	8.40	9.00	Lv	Denver	Ar	3.15	7.00	7.20	7.10	6.45	11.00	12.01	Lv	Denver	Ar	7.00	9.15	2.20	7.00
	Via	Via	10.45	Ar	Colorado Springs	Lv	1.23	Via	Via	8.50	8.30	12.45	1.40	Lv	Colorado Springs	Lv	5.15	7.27	12.35	5.20
	Moffat	Moffat	12.10	Ar	Pueblo	Lv	12.20	Moffat	Moffat	10.00	9.20	1.35	2.28	Ar	Pueblo	Lv	4.15	6.20	11.35	4.14
	Tunnel	Tunnel	1.18	Ar	Canon City	"	10.52	Tunnel	Tunnel					Ar	Oklahoma City	Lv				
	Route	Route	3.15	Ar	Salida	"	8.45	Route	Route					Ar	Ft. Worth	Lv	2.00		2.05	10.35
	3.05	2.01	8.27	Ar	Glenwood Sprgs.	"	4.10	1.35	11.35					Ar	Dallas	Lv	12.45		12.45	9.15
	6.40	3.48	10.35	Ar	Grand Junction	"	2.00	11.53	8.20												
			2.54	Ar	Mack	"															
			3.24	Ar	Thompson	Utah	10.45														
			4.55	Ar	Green River	"	10.11														
					Price	"	8.55														
					Colton	"															
					Provo	"															
					Salt Lake City	Lv	5.30	6.32	5.40												

Connections at Spokane and Butte

	16	18	The Milwaukee Road		17	15		236-4	Great Northern				3-235	
	10.55	7.45	Lv	Spokane	Ar	10.00	12.55					Ar	1.50
	6.25	3.38	Ar	Missoula	Lv	3.38	7.20					Lv	11.27
	9.03	6.47	Ar	Butte	Lv	12.39	4.53					Lv	8.30

Connections at Los Angeles

70	78	82	76	74	80	72	A. T. & S. F.				81	71	73	83	77	79	75
11.15	7.00	1.00	3.30	10.00	6.30	8.15	Lv	Los Angeles	Cal.	Ar	11.59	8.30	2.15	7.30	5.30	9.30	4.25
11.48	7.26	1.26	3.58	10.28	6.56	8.43	Ar	Fullerton	Lv	11.19		1.35	6.48	4.50	8.50	3.30
12.01	7.40	f 1.30			f 7.01			Anaheim	"	11.11			f 6.40			3.15
12.10		f 1.36			f 7.06			Orange	"	11.05			f 6.34			3.05
12.20	7.42	f 1.40	4.12	10.42	7.10	8.57		Santa Ana	"	11.01	7.34	1.23	6.31	4.38	8.38	2.55
1.50	8.35	f 2.28	5.05	11.35	7.58	9.45		Oceanside	"	10.14	6.45	12.30	5.48	3.48	7.45	1.25
f 1.52	f 2.48	f 2.48	f 5.22	f 11.50	f 8.18	f 10.00		Del Mar	"	f 9.57	f 6.28	f 12.13	f 5.32	f 3.30	f 7.28	f 12.35
3.45	9.30	3.00	6.00	12.30	9.00	10.45	Ar	San Diego	Lv	9.30	6.00	11.45	5.00	3.00	7.00	12.01

Connections at Portland

See Page 23 for service north and south of Portland

S. P. & S.					
Lv	Portland	Ar		Passenger service discontinued Jan. 15, 1952.
Lv	Astoria	Lv		Tickets routed between these points on the S. P. & S. Ry. will be honored on the Oregon Motor Stages.
Ar	Seaside	Lv		

Connections at Seattle

356	360	362	Great Northern			355	357	361	
8.10	2.00	6.00	Lv	Seattle (P.T.)	Wash. Ar	12.15	4.25	10.10
9.01	2.50	6.55	"	Everett	"	11.25	3.30	9.16
10.19	4.10	8.30	"	Bellingham	"	10.02	1.57	7.40
11.30	5.18	9.36	"	New Westminster	B.C. Lv	8.45	12.50	6.35
11.55	5.40	9.55	Ar	Vancouver (P.T.)	"	8.25	12.30	6.15

Connections at Salt Lake City

17	1	Western Pacific			2	18	
10.35	8.40	Lv	Salt Lake City	M. T. Ar	4.15	5.20
12.20	3.25	Ar	Sacramento	(P. T.) Lv	8.30	1.10
1.18	4.33	"	Stockton	" Lv	7.25	12.10
4.20	7.35	Ar	San Francisco	(P. T.) Lv	4.30	9.30

Do You Know About Our Prepaid Ticket Order Plan?

- We have a plan whereby you may purchase, at your railroad station, an order for railroad service, to be used by a member of your family, or any other person you may designate, at some distant station.
- This service offers a particularly safe and convenient way of providing tickets and other railroad service to students returning home at holiday and vacation time.
- These prepaid orders may include railroad tickets, sleeping and parlor car tickets, and cash for meals and other incidentals. Your railroad agent will handle them for you — by telegraph if necessary — and they will be delivered without service charge to any person you may specify, in the United States or Canada.

UNION PACIFIC RAILROAD

Footnotes for Pages 43 and 44

All trains daily except when otherwise indicated.

⊙ Mondays, Wednesdays and Fridays only.

⊕ Tuesdays, Thursdays, and Saturdays only.

⊙ Stops on signal.

* Daily

† Daily except Sunday.

‡ Sunday only. * Bus Connection.

R Conditional stop; consult agent.

■ C. & N. W. R. R. to and from Rochester.

⊡ Connecting service between Rio Grande Trailways.

* Arrives and departs from C. St. P. M. & O. Webster St. Station, Omaha.

⊕ Operates Tri-weekly, leaving Terminals Sun-Wed-Fri, arriving Terminals Mon-Thurs-Sat.

Time from 12.01 midnight to 12.00 noon shown in light face type.

Time from 12.01 noon to 12.00 midnight shown in heavy face type.

Passenger service discontinued April 1, 1953. Consult agent on Boat-motor bus ticketing arrangement between these points.

ONE WAY RAIL FARES — 30 DAY LIMIT

(Transportation Tax not included)
 These Westbound fares are compiled from current Tariffs as of June 4, 1954 for information only. Not to be used for selling purposes. Subject to change without notice.

FROM	Los Angeles, San Diego, Calif.		San Francisco, Calif.		Portland, Ore.		Seattle, Wash.		Spokane, Walla Walla, Wash.		Salt Lake City, Utah		Denver, Colo.		Boise, Ida.		Las Vegas, Nev.	
	CLASS	FARE	CLASS	FARE	CLASS	FARE	CLASS	FARE	CLASS	FARE	CLASS	FARE	CLASS	FARE	CLASS	FARE	CLASS	FARE
Albany, N. Y.	\$112.62	\$80.69	\$114.59	\$83.21	\$112.04	\$81.38	\$112.04	\$81.38	\$100.98	\$73.48	\$89.24	\$65.15	\$73.22	\$53.65	\$99.79	\$72.64	\$104.99	\$76.40
Atlanta, Ga. (via Chicago)	85.34	61.09	90.12	64.10	98.64	70.51	101.02	72.21	89.95	64.31	71.21	50.92	54.29	38.83	83.30	59.59	83.42	59.72
Atlanta, Ga. (via St. Louis or Kansas City)	81.99	58.56	89.67	64.10	98.64	70.51	101.02	72.21	89.95	64.31	71.21	50.92	54.29	38.83	83.30	59.59	79.96	57.11
Baltimore, Md.	104.28	74.46	111.11	79.34	109.56	79.52	109.56	79.52	98.50	71.62	86.76	63.24	70.74	51.79	97.31	70.78	101.24	72.30
Birmingham, Ala. (via Chicago)	85.34	61.09	88.13	62.67	92.23	65.92	94.61	67.62	83.54	59.72	64.80	46.33	47.88	34.24	76.89	55.00	80.55	57.58
Birmingham, Ala. (via St. Louis)	76.43	54.63	83.26	59.51	92.23	65.92	94.61	67.62	83.54	59.72	64.80	46.33	47.88	34.24	76.89	55.00	74.39	53.17
Birmingham, Ala. (via Kansas City)	76.43	54.63	83.26	59.51	92.23	65.92	94.61	67.62	83.54	59.72	64.80	46.33	47.88	34.24	76.89	55.00	74.39	53.17
Boston, Mass.	121.70	87.53	123.87	90.05	121.12	88.22	121.12	88.22	110.06	80.32	98.32	71.99	82.30	60.49	108.87	79.48	114.07	83.24
Buffalo, N. Y. (via Standard)	101.31	73.25	101.31	73.25	98.76	71.42	98.76	71.42	87.70	63.52	75.96	55.14	59.94	43.69	85.61	62.68	91.71	66.39
Buffalo, N. Y. (via Differential)	99.81	71.75	99.81	71.75	97.26	69.92	97.26	69.92	86.20	62.02	74.46	53.84	58.44	42.19	85.01	61.18	90.21	64.89
Charleston, W. Va.	92.40	66.33	94.43	67.66	97.56	70.64	97.56	70.64	86.50	62.74	74.10	54.09	56.87	41.77	84.65	61.65	89.07	64.16
Chattanooga, Tenn. (via Chicago)	85.34	61.09	88.13	62.67	95.49	68.21	96.39	69.18	85.32	61.28	68.06	48.62	50.90	36.53	78.68	56.57	83.42	59.72
Chattanooga, Tenn. (via St. Louis)	79.69	56.92	86.52	61.80	95.49	68.21	96.39	69.18	85.32	61.28	68.06	48.62	50.90	36.53	78.68	56.57	77.65	55.46
Chicago, Ill.	77.61	55.44	77.61	55.44	75.06	53.61	75.06	53.61	64.00	45.71	52.25	37.33	36.24	25.88	62.81	44.87	68.01	48.59
Cincinnati, Ohio	85.34	61.09	86.72	62.42	88.35	63.56	88.35	63.56	77.29	55.66	64.85	46.91	47.42	34.59	75.20	54.47	80.40	58.16
Cleveland, Ohio (via Standard)	92.99	67.01	92.99	67.01	90.44	65.18	90.44	65.18	79.38	57.28	67.64	48.90	51.62	37.45	78.19	56.44	83.39	60.15
Cleveland, Ohio (via Differential)	91.99	66.01	91.99	66.01	89.44	64.10	89.44	64.10	78.38	56.28	66.64	47.90	50.62	36.45	77.19	55.44	82.39	59.15
Columbus, Ohio	90.45	64.89	90.47	65.44	89.25	64.23	89.25	64.23	78.19	56.33	66.45	47.95	50.43	36.60	77.00	55.49	82.20	59.20
Columbia, S. C.	91.17	65.11	98.86	70.64	108.47	77.53	109.73	78.57	98.75	70.85	81.04	57.94	64.12	45.85	92.11	66.14	89.14	63.66
Denver, Colo.	47.78	34.13	47.78	34.13	48.08	34.34	48.08	34.34	43.86	31.35	20.65	14.75			31.27	22.35	36.40	26.02
Des Moines, Iowa	66.50	47.50	66.50	47.50	66.61	47.58	66.61	47.58	65.78	39.84	40.08	28.62	24.05	17.19	50.63	36.20	55.83	39.87
Detroit, Mich.	90.45	65.05	90.45	65.05	87.90	63.22	87.90	63.22	76.84	55.32	65.10	46.94	49.08	35.49	75.65	54.48	80.85	58.19
Evansville, Ind. (via Chicago)	79.07	56.92	79.07	56.92	83.18	59.52	84.07	60.16	73.00	52.26	57.00	41.18	39.77	28.86	67.55	48.74	72.75	52.41
Evansville, Ind. (via St. Louis)	76.43	54.63	77.88	55.74	83.18	59.52	84.07	60.16	73.00	52.26	55.81	40.00	38.58	27.69	66.36	47.56	71.56	51.23
Greensboro, N. C.	95.66	68.32	102.58	72.99	109.94	78.53	110.27	78.75	99.77	71.60	82.50	58.94	65.35	46.85	93.13	66.89	93.63	66.87
Hartford, Conn.	117.28	84.16	119.25	86.68	116.70	84.85	116.70	84.85	105.64	76.95	93.90	68.62	77.88	57.12	104.45	76.11	109.65	79.87
Indianapolis, Ind.	82.39	59.37	82.39	59.37	83.40	59.84	83.40	59.84	72.34	51.94	60.29	43.56	43.06	31.31	70.84	51.10	76.04	54.81
Jackson, Miss. (via Chicago)	85.34	61.09	88.13	62.67	87.37	62.54	87.37	62.54	82.08	58.67	69.50	49.69	53.47	38.26	77.75	55.58	83.42	59.72
Jackson, Miss. (via St. Louis)	71.18	50.84	77.61	55.44	87.37	62.54	91.97	65.91	82.08	58.67	69.50	49.69	43.43	31.25	72.83	52.27	69.26	49.47
Jacksonville, Fla.	90.55	64.72	97.38	69.60	109.17	78.02	111.55	79.72	100.48	71.82	81.74	58.43	64.82	46.34	93.83	67.10	88.51	63.26
Kansas City, Mo.	61.55	43.97	61.55	43.97	67.70	48.36	68.61	49.01	57.54	41.11	40.33	28.84	22.12	15.82	50.89	36.40	56.08	40.06
Knoxville, Tenn. (via Chicago)	85.34	61.09	90.12	64.10	97.48	69.64	98.29	70.43	87.31	62.71	70.05	50.05	52.89	37.96	80.67	58.00	83.42	59.72
Knoxville, Tenn. (via St. Louis)	83.99	60.00	90.12	64.10	97.48	69.64	98.29	70.43	87.31	62.71	70.05	50.05	52.89	37.96	80.67	58.00	81.95	58.54
Louisville, Ky. (via Chicago)	82.36	59.37	82.36	59.37	87.56	62.77	87.56	62.77	77.38	55.51	60.29	43.56	43.06	31.31	70.84	51.12	76.04	54.81
Louisville, Ky. (via St. Louis)	80.69	57.66	82.26	58.99	87.56	62.77	87.56	62.77	77.38	55.51	60.19	43.25	42.96	30.93	70.74	50.80	75.94	54.50
Memphis, Tenn. (via Chicago)	83.26	59.47	83.26	59.47	83.36	59.55	85.74	61.25	74.67	53.35	62.09	44.37	46.06	32.94	70.34	50.26	77.84	55.62
Memphis, Tenn. (via St. Louis)	71.18	50.84	74.39	53.14	83.36	59.55	85.74	61.25	74.67	53.35	55.93	39.96	39.01	27.87	68.02	48.63	69.26	49.47
Memphis, Tenn. (via Kansas City)	67.56	48.26	74.39	53.14	83.36	59.55	85.74	61.25	74.67	53.35	55.93	39.96	39.01	27.87	68.02	48.63	65.10	46.50
Miami, Fla.	103.26	73.79	110.09	78.67	121.92	87.09	124.30	88.79	113.23	80.89	94.49	67.50	77.57	55.41	106.58	76.17	101.22	72.33
Milwaukee, Wisc.	79.36	56.70	79.36	56.70	75.06	53.61	75.06	53.61	64.00	45.71	54.21	38.73	36.91	26.38	63.49	45.38	69.96	49.99
Minneapolis, Minn.	73.58	52.56	73.58	52.56	65.46	46.76	65.46	46.76	57.16	40.83	47.16	33.70	31.14	22.25	55.66	39.77	64.19	45.87
Montgomery, Ala. (via Chicago)	85.34	61.09	88.13	62.67	95.09	67.93	97.47	69.63	86.40	61.73	68.06	48.34	50.74	36.25	79.75	57.01	83.42	59.72
Montgomery, Ala. (via St. Louis)	76.43	54.63	83.26	59.51	95.09	67.93	97.47	69.63	86.40	61.73	67.66	48.34	50.74	36.25	79.75	57.01	74.39	53.17
Nashville, Tenn. (via Chicago)	85.34	61.09	85.48	61.73	89.59	64.32	90.48	64.96	79.41	57.06	62.22	44.80	44.99	32.48	72.75	53.35	77.97	56.05
Nashville, Tenn. (via St. Louis)	76.43	54.63	83.26	59.51	89.59	64.32	90.48	64.96	79.41	57.06	62.22	44.80	44.99	32.48	72.75	53.35	74.39	53.17
New Haven, Conn.	115.89	83.12	119.25	86.68	116.70	84.85	116.70	84.85	105.64	76.95	93.90	68.62	77.88	57.12	104.45	76.11	109.65	79.87
New Orleans, La. (via Chicago)	85.34	61.09	88.13	62.67	90.62	64.73	95.22	68.02	86.18	61.56	75.91	54.23	58.35	42.80	84.11	60.09	83.42	59.72
New Orleans, La. (via St. Louis)	71.18	50.84	77.61	55.44	90.62	64.73	95.22	68.02	86.18	61.56	62.34	44.53	46.68	33.63	76.08	54.64	70.73	50.52
New York, N. Y. (via Standard)	112.62	80.69	118.50	85.47	115.95	84.32	115.95	84.32	104.89	76.42	93.15	68.04	77.13	56.59	103.70	75.58	108.84	78.02
New York, N. Y. (via Differential)	110.12	78.19	116.23	84.15	113.95	82.32	113.95	82.32	102.89	74.42	91.15	66.04	75.13	54.59	101.70	73.58	106.90	76.73
Norfolk, Va.	105.03	75.01	111.01	79.34	113.31	82.39	113.31	82.39	102.25	74.49	90.51	65.98	74.49	53.89	101.06	73.65	102.85	73.50
Omaha, Nebr.	61.55	43.97	61.55	43.97	62.19	44.42	63.01	45.01	52.18	37.27	36.11	25.79	18.80	13.44	45.38	32.44	51.86	37.04
Philadelphia, Pa.	108.57	77.66	114.45	82.54	111.90	81.29	111.90	81.29	100.84	73.39	89.10	65.01	73.08	53.56	99.65	72.55	104.79	74.99
Pittsburgh, Pa.	98.76	71.30	98.76	71.30	96.21	69.47	96.21	69.47	85.15	61.57	73.41	53.19	57.39	41.74	83.96	60.73	89.16	64.44
Portland, Me.	126.81	91.33	128.78	93.85	126.23	92												

ROUND TRIP RAIL FARES — SIX MONTHS LIMIT

(Transportation Tax not included.)

These westbound fares are compiled from current Tariffs as of June 4, 1954 for information only. Not to be used for selling purposes. Subject to change without notice.

FROM	TO		Los Angeles, San Diego, Calif.		San Francisco, Calif.		Portland, Ore.; Tacoma, Seattle, Wash.		Spokane, Walla Walla, Wn.; Lewiston, Ida.		Salt Lake City, Utah		Cedar City, Utah		West Yellowstone Mont.; Victor, Ida.		Sun Valley, Ida. Ketchum, Ida.		Denver, Colo.	
	CLASS	FARE	FIRST	COACH	FIRST	COACH	FIRST	COACH	FIRST	COACH	FIRST	COACH	FIRST	COACH	FIRST	COACH	FIRST	COACH	FIRST	COACH
Aberdeen, S. D.			\$114.25	\$84.10	\$114.25	\$84.10	\$93.46	\$68.13	\$81.75	\$61.60	\$81.85	\$63.15	\$93.95	\$72.50	\$77.80	\$60.05	\$92.45	\$69.05	\$51.70	\$39.95
Akron, Ohio			157.60	112.45	157.60	112.45	146.15	104.30	128.20	95.70	118.25	89.50	130.30	98.80	114.15	86.35	128.20	95.70	91.55	68.90
Albany, N. Y.			196.75	137.40	196.75	137.40	185.30	129.25	167.35	120.65	157.40	114.45	169.45	123.75	153.30	111.30	167.35	120.65	130.70	93.85
Ann Arbor, Mich.			148.80	106.80	148.80	106.80	137.35	98.65	119.40	90.05	109.45	83.85	121.50	93.15	105.35	80.70	119.40	90.05	82.75	63.25
Atlanta, Ga. (via Chicago)			146.00	108.85	146.00	108.85	149.45	108.15	137.30	99.45	119.60	91.70	135.70	104.10	125.80	96.55	136.40	99.45	91.40	69.95
Atlanta, Ga. (via St. Louis)			146.00	108.85	146.00	108.85	149.45	108.15	137.30	99.45	119.60	91.70	135.70	104.10	125.80	96.55	136.40	99.45	91.40	69.95
Atlanta, Ga. (via Kansas City)			146.00	108.85	146.00	108.85	149.45	108.15	137.30	99.45	119.60	91.70	135.70	104.10	125.80	96.55	136.40	99.45	91.40	69.95
Baltimore, Md.			185.75	134.20	185.75	134.20	180.55	126.05	162.60	117.45	152.65	111.25	164.70	120.55	148.55	108.10	162.60	117.45	125.95	90.65
Binghamton, N. Y.			189.05	132.20	189.05	132.20	177.60	124.05	159.85	115.45	149.70	109.25	161.75	118.55	145.60	106.10	159.65	115.45	123.00	88.65
Birmingham, Ala. (via Chicago)			134.45	100.55	134.45	100.55	137.90	99.90	125.75	91.20	108.05	83.45	124.15	95.85	114.25	88.30	124.85	91.20	79.85	61.70
Birmingham, Ala. (via St. Louis)			134.45	100.55	134.45	100.55	137.90	99.90	125.75	91.20	108.05	83.45	124.15	95.85	114.25	88.30	124.85	91.20	79.85	61.70
Birmingham, Ala. (via Kansas City)			134.45	100.55	134.45	100.55	137.90	99.90	125.75	91.20	108.05	83.45	124.15	95.85	114.25	88.30	124.85	91.20	79.85	61.70
Boston, Mass.			214.91	151.08	214.91	151.08	203.46	142.93	185.51	134.33	175.56	128.13	187.61	137.43	171.46	124.98	185.51	134.33	148.86	107.53
Buffalo, N. Y. (via Standard)			171.50	120.45	171.50	120.45	160.05	112.30	142.10	103.70	132.15	97.50	144.20	106.80	128.05	94.35	142.10	103.70	105.45	76.90
Buffalo, N. Y. (via Differential)			168.65	117.90	168.65	117.90	157.20	109.75	139.25	101.15	129.30	94.95	141.35	104.25	125.20	91.80	139.25	101.15	102.60	74.35
Canton, Ohio			158.85	113.10	158.85	113.10	147.40	104.95	129.45	96.35	119.50	90.15	131.55	99.45	115.40	87.00	129.45	96.35	92.80	69.55
Cedar Rapids, Ia.			117.90	85.95	117.90	85.95	105.35	76.55	93.10	67.95	73.85	57.00	88.60	68.40	72.45	55.95	88.15	67.95	47.20	38.45
Charleston, W. Va.			158.16	117.01	158.16	117.01	151.71	109.26	139.46	100.56	124.46	94.66	140.61	105.50	125.80	93.05	138.76	100.56	99.45	70.00
Charlotte, N. C. (via Chicago)			164.05	121.70	164.05	121.70	165.65	118.60	153.50	109.90	137.65	103.80	153.75	116.20	142.85	107.60	153.50	109.90	109.45	82.05
Charlotte, N. C. (via St. Louis)			164.05	121.70	164.05	121.70	165.65	118.60	153.50	109.90	137.65	103.80	153.75	116.20	142.85	107.60	153.50	109.90	109.45	82.05
Chattanooga, Tenn. (via Chicago)			141.50	104.95	141.50	104.95	142.85	102.35	130.70	93.65	115.10	87.55	131.20	99.95	120.05	91.35	130.40	93.65	86.90	65.80
Chattanooga, Tenn. (via St. Louis)			141.50	104.95	141.50	104.95	142.85	102.35	130.70	93.65	115.10	87.55	131.20	99.95	120.05	91.35	130.40	93.65	86.90	65.80
Chicago, Ill.			126.45	90.15	126.45	90.15	115.00	82.05	97.05	73.40	87.10	67.20	89.95	76.50	83.00	64.05	87.05	73.40	60.40	46.60
Cincinnati, Ohio			143.90	106.40	143.90	106.40	137.45	98.65	123.35	89.95	110.20	84.05	125.45	96.70	109.30	83.25	123.35	89.95	83.60	63.10
Cleveland, Ohio (via Standard)			156.60	111.85	156.60	111.85	145.15	103.70	127.20	95.10	117.25	88.90	129.30	98.20	113.15	85.75	127.20	95.10	95.10	68.30
Cleveland, Ohio (via Differential)			156.60	111.85	156.60	111.85	145.15	103.70	127.20	95.10	117.25	88.90	129.30	98.20	113.15	85.75	127.20	95.10	95.10	68.30
Clinton, Ia.			122.70	89.25	122.70	89.25	109.70	79.70	94.75	71.00	78.60	60.70	82.75	71.55	76.60	59.10	92.85	71.00	51.90	40.10
Columbus, Ohio			154.12	110.40	154.12	110.40	142.95	102.25	125.00	93.65	115.05	87.45	127.10	96.75	110.95	84.30	125.00	93.65	85.35	66.85
Columbia, S. C. (via Chicago)			162.55	120.60	162.55	120.60	166.80	119.60	154.90	110.90	137.30	104.35	153.05	116.45	143.50	108.60	154.10	110.90	109.10	82.60
Columbia, S. C. (via St. Louis)			162.55	120.60	162.55	120.60	166.80	119.60	154.90	110.90	137.30	104.35	153.05	116.45	143.50	108.60	154.10	110.90	109.10	82.60
Dallas, Texas (via Kansas City)			110.25	79.35	110.25	79.35	**114.80	**81.85	108.65	81.00	76.15	58.75	92.25	71.15	93.20	72.05	94.30	72.80	48.60	37.55
Dallas, Texas (via Denver)			92.45	68.75	106.05	75.60	**114.80	**81.85	108.65	81.00	76.15	58.75	92.25	70.25	93.20	72.05	94.30	70.50	50.30	38.85
Davenport, Ia.			120.20	87.75	120.20	87.75	109.70	79.70	96.50	71.00	77.00	59.40	83.00	71.75	76.85	59.30	91.25	70.50	60.30	48.60
Dayton, Ohio			147.66	107.85	147.66	107.85	138.90	99.70	120.95	91.10	111.00	84.90	123.05	94.20	106.90	81.75	120.95	99.70	84.30	63.75
Decatur, Ill. (via Chicago)			126.45	90.15	126.45	90.15	115.00	82.00	97.05	73.40	97.05	74.85	103.40	79.80	87.25	67.35	97.05	73.40	70.35	54.25
Decatur, Ill. (via St. Louis)			126.45	90.15	126.45	90.15	115.00	82.00	97.05	73.40	97.05	74.85	103.40	79.80	87.25	67.35	97.05	73.40	70.35	54.25
Denver, Colo.			80.65	60.60	80.65	60.60	** 77.20	** 55.15	**71.60	51.15	34.45	26.65	50.55	39.00	47.70	36.45	49.80	37.70	40.10	30.95
Des Moines, Ia.			111.65	81.60	111.65	81.60	102.30	73.90	90.15	65.30	66.80	51.55	82.95	63.95	69.35	53.60	81.05	62.60	40.10	30.95
Detroit, Mich.			151.90	108.80	151.90	108.80	140.45	100.65	122.50	92.05	112.55	85.85	124.60	95.15	108.45	82.70	122.50	108.80	85.65	65.25
Duluth, Minn.			123.40	90.15	123.40	90.15	**103.68	** 75.10	** 94.35	** 69.05	87.35	67.45	99.95	77.15	** 72.65	** 56.10	98.20	72.80	60.50	48.75
Erie, Pa.			164.50	116.40	164.50	116.40	153.05	108.25	135.10	99.65	125.15	93.45	137.20	102.75	121.05	90.30	135.10	99.65	98.45	72.85
Evansville, Ind. (via Chicago)			131.75	94.40	131.75	94.40	121.20	86.85	108.95	77.95	95.00	74.15	110.10	84.45	97.90	75.10	108.95	77.95	66.30	51.95
Evansville, Ind. (via St. Louis)			131.75	94.40	131.75	94.40	121.20	86.85	108.95	77.95	92.95	72.05	110.10	84.45	97.90	75.10	108.95	77.95	66.30	51.95
Flint, Mich.			149.35	107.35	149.35	107.35	137.90	99.20	119.95	90.60	110.10	84.40	122.05	93.70	105.90	81.15	119.95	90.60	83.30	63.80
Fort Wayne, Ind.			139.81	100.27	139.81	100.27	128.36	92.12	110.41	83.52	100.46	77.32	112.51	86.62	96.36	74.17	110.41	83.52	73.76	56.72
Grand Rapids, Mich.			143.13	102.61	143.13	102.61	131.68	94.48	113.73	85.86	103.78	79.66	115.83	88.96	99.68	76.51	113.73	85.86	77.08	59.06
Greensboro, N. C.			169.95	125.00	169.95	125.00	168.90	120.15	156.75	111.45	141.15	105.55	150.25	117.95	144.20	108.60	156.45	111.45	112.95	83.40
Harrisburg, Pa.			185.75	131.20	185.75	131.20	176.20	123.05	158.25	114.45	148.30	108.25	160.35	117.55	144.20	105.10	158.25	114.45	121.60	87.65
Hartford, Conn.			206.07	144.34	206.07	144.34	194.62	136.19	176.67	127.69	166.72	121.39	178.77	130.69	162.62	118.24	176.67	130.69	140.02	100.79
Houston, Texas (via Kansas City)			110.25	79.35	110.25	79.35	120.30	85.75	120.30	85.75	88.50	68.30	104.60	80						

FROM	TO Los Angeles, San Diego, Calif.		San Francisco, Calif.		Portland, Ore., Tacoma, Seattle, Wash.		Spokane, Walla Walla, Wn., Lewiston, Ida.		Salt Lake City, Utah		Cedar City, Utah		West Yellowstone, Mont., Victor, Ida.		Sun Valley, Ida., Ketchum, Ida.		Denver, Colo.	
	CLASS		FIRST	COACH	FIRST	COACH	FIRST	COACH	FIRST	COACH	FIRST	COACH	FIRST	COACH	FIRST	COACH	FIRST	COACH
Louisville, Ky. (via Chicago)	\$142.00	\$102.40	\$142.00	\$102.40	\$131.45	\$ 94.46	\$116.80	\$ 85.86	\$103.78	\$ 79.66	\$117.95	\$ 90.30	\$105.75	\$ 80.95	\$116.80	\$ 85.86	\$ 75.50	\$ 57.90
Louisville, Ky. (via St. Louis)	135.50	100.25	135.50	100.25	129.05	92.50	116.80	83.80	101.80	77.90	117.95	90.30	105.75	80.95	116.80	83.80	73.10	55.75
Madison, Wisc. (via Chicago)	126.45	90.15	126.45	90.15	115.00	82.00	97.05	73.40	89.95	69.40	99.15	76.50	83.00	64.05	97.05	73.40	61.10	47.15
Marshalltown, Iowa	113.85	83.35	113.85	83.35	102.30	73.90	90.15	65.30	70.00	54.00	85.50	66.05	69.35	53.60	84.25	65.00	43.30	33.40
Memphis, Tenn. (via Chicago)	130.35	94.25	130.35	94.25	123.90	88.40	111.70	79.70	100.25	79.70	121.40	92.15	99.45	76.80	111.70	79.70	76.80	59.30
Memphis, Tenn. (via St. Louis)	119.65	89.35	119.65	89.35	123.90	88.40	111.70	79.70	93.25	71.95	109.35	84.35	99.45	76.80	111.70	79.70	65.05	50.20
Memphis, Tenn. (via Kansas City)	119.65	89.35	119.65	89.35	123.90	88.40	111.70	79.70	93.25	71.95	109.35	84.35	99.45	76.80	111.70	79.70	65.05	50.20
Miami, Fla.	162.85	135.15	162.85	135.15	191.90	138.10	179.70	129.40	161.25	121.65	177.30	134.00	167.40	126.45	178.05	129.40	133.00	99.85
Milwaukee, Wisc.	126.45	90.15	126.45	90.15	115.00	82.00	97.05	73.40	90.35	69.75	99.15	76.50	83.00	64.05	97.05	73.40	61.50	47.50
Minneapolis, Minn.	123.40	90.15	123.40	90.15	99.38	71.35	90.15	65.30	78.60	60.70	91.20	70.40	67.16	51.83	89.45	65.30	40.05	
Montgomery, Ala. (via Chicago)	134.45	100.55	134.45	100.55	143.50	103.50	131.30	94.80	112.85	87.05	128.95	99.45	119.05	91.90	129.65	94.80	84.65	65.30
Montgomery, Ala. (via St. Louis)	134.45	100.55	134.45	100.55	143.50	103.50	131.30	94.80	112.85	87.05	128.95	99.45	119.05	91.90	129.65	94.80	84.65	65.30
Montreal, Quebec	191.70	143.50	191.70	143.50	172.25	128.30	162.30	125.65	152.35	120.55	164.90	129.55	148.75	117.10	162.30	125.65	125.45	98.85
Nashville, Tenn. (via Chicago)	134.45	100.55	134.45	100.55	132.70	95.30	119.85	86.60	105.45	80.70	121.60	93.10	109.40	83.75	119.65	86.60	76.75	58.55
Nashville, Tenn. (via St. Louis)	134.45	100.55	134.45	100.55	132.70	95.30	119.85	86.60	105.45	80.70	121.60	93.10	109.40	83.75	119.65	86.60	76.75	58.55
New Haven, Conn.	206.07	144.34	206.07	144.34	194.62	136.19	176.67	127.59	166.72	121.39	178.77	130.69	162.62	118.24	176.67	127.59	140.02	100.79
New Orleans, La. (via Chicago)	130.35	94.25	130.35	94.25	139.65	99.50	127.45	90.90	124.55	90.90	131.85	95.75	118.95	90.90	127.45	90.90	97.25	75.70
New Orleans, La. (via St. Louis)	119.65	89.35	119.65	89.35	139.65	99.50	127.45	90.90	105.35	80.05	119.85	90.85	118.95	90.90	123.50	90.90	77.80	60.55
New York, N. Y. (via Standard)	202.43	142.40	202.43	142.40	192.70	134.25	174.75	125.65	164.80	119.45	176.85	128.75	160.70	116.30	174.75	125.65	138.10	98.85
New York, N. Y. (via Differential)	200.35	139.00	200.35	139.00	188.90	130.85	170.95	122.25	161.00	116.05	173.05	125.35	156.90	112.90	170.95	122.25	134.30	95.45
Newark, N. J.	201.63	141.80	201.63	141.80	191.95	133.65	174.00	125.05	164.05	118.85	176.10	128.25	169.95	115.70	174.00	125.05	137.35	98.25
Norfolk, Va.	187.50	137.75	187.50	137.75	186.70	130.95	169.75	122.35	158.95	116.15	171.85	125.45	155.70	113.00	169.75	122.35	130.75	95.55
Oklahoma City, Okla. (via Kan. City)	110.25	79.35	110.25	79.35	107.85	77.90	95.60	69.30	76.15	58.75	92.20	71.20	82.25	63.50	94.30	69.30	47.30	36.55
Oklahoma City, Okla. (via Denver)	94.15	70.05	103.35	75.15	107.85	77.90	95.60	69.30	69.90	53.95	85.95	66.35	81.90	63.25	88.05	68.00		
Omaha, Nebr.	103.35	75.65	103.35	75.65	96.45	68.80	84.20	60.15	60.20	46.45	76.35	58.85	62.30	48.10	72.35	55.85	31.35	24.20
Oshkosh, Wisc. (via Chicago)	126.45	90.15	126.45	90.15	115.00	82.00	97.05	73.40	93.85	72.45	99.95	77.10	83.80	64.65	97.05	73.40	65.00	50.20
Peoria, Ill.	123.90	89.20	123.90	89.20	113.70	81.15	97.05	72.40	80.90	62.45	97.05	74.80	82.30	63.50	95.15	72.40	54.20	41.85
Philadelphia, Pa.	184.33	137.25	184.33	137.25	185.00	129.10	167.05	120.50	157.10	114.30	169.15	123.60	153.00	111.15	167.05	120.50	130.40	93.70
Pittsburgh, Pa.	166.95	117.65	166.95	117.65	155.50	109.50	137.55	100.90	127.60	94.70	139.65	104.00	123.50	91.55	137.55	100.90	100.90	74.10
Portland, Me.	225.13	158.68	225.13	158.68	213.68	150.53	195.73	141.93	185.78	135.73	197.83	145.03	181.68	132.58	197.83	145.03	159.08	115.13
Richmond, Va.	183.05	134.20	183.05	134.20	181.95	128.50	169.20	119.80	154.20	113.90	170.30	125.05	165.15	112.60	169.20	119.80	126.00	92.75
Rochester, Minn.	120.50	88.90	120.50	88.90	102.30	73.90	90.15	65.30	75.65	58.40	91.40	70.60	75.25	58.15	89.45	65.30	48.95	37.80
Rochester, N. Y.	177.20	124.30	177.20	124.30	162.70	116.15	147.80	107.55	137.85	101.35	149.90	110.65	133.75	98.20	147.80	107.55	111.15	80.75
Rockford, Ill. (via Omaha)	126.45	90.15	126.45	90.15	112.05	81.55	94.85	72.80	85.00	65.60	98.35	76.15	82.20	63.70	94.85	72.80	56.15	43.35
Rockford, Ill. (via Chicago)	126.45	90.15	126.45	90.15	115.00	82.00	97.05	73.40			99.15	76.50	83.00	64.05	97.05	73.40	60.40	46.85
Rutland, Vt.	205.10	143.77	205.10	143.77	193.65	135.62	175.70	127.02	165.75	120.82	177.85	130.07	161.70	117.62	175.70	127.02	139.05	100.22
St. Joseph, Mo. (via Omaha)	103.35	75.65	103.35	75.65	96.45	68.80	84.20	60.15	64.25	49.60	80.40	62.00	68.20	52.65	78.55	60.15	35.80	27.65
St. Joseph, Mo. (via Kansas City)	103.35	75.65	103.35	75.65	96.45	68.80	84.20	60.15	67.25	51.95	83.40	64.35	71.20	54.95	81.50	60.15	36.90	28.50
St. Louis, Mo.	119.65	85.55	119.65	85.55	109.10	77.80	96.85	69.10	81.85	63.20	98.00	75.80	85.80	66.25	96.10	69.10	53.15	41.05
St. Paul, Minn.	123.40	90.15	123.40	90.15	99.38	71.35	90.15	65.30	78.60	60.70	91.20	70.40	67.48	52.08	89.45	65.30	51.70	40.00
Saginaw, Mich.	151.23	108.69	151.23	108.69	139.78	100.54	121.83	91.94	111.88	85.74	123.93	95.04	107.78	82.59	121.83	91.94	85.18	65.14
Salt Lake City, Utah	45.45	35.10	50.00	38.65	51.65	39.90	46.20	35.75	35.75	35.75	16.15	12.45	18.60	14.35	20.30	15.70	34.45	26.55
San Antonio, Texas (via Kan. City)	110.25	79.35	110.25	79.35	120.30	85.75	120.30	85.75	90.50	69.85	106.60	80.85	107.55	83.15	108.65	83.90	62.95	48.65
San Antonio, Texas (via Denver)	90.60	68.75	106.05	75.60	120.30	85.75	120.30	85.75	90.50	68.75	92.10	70.25	107.55	83.15	108.65	83.90		
Savannah, Ga. (via Chicago)	157.95	117.30	157.95	117.30	167.00	120.25	154.80	111.55	136.35	103.80	162.45	116.20	142.55	108.65	155.15	111.55	108.15	82.05
Savannah, Ga. (via St. Louis)	157.95	117.30	157.95	117.30	167.00	120.25	154.80	111.55	136.35	103.80	162.45	116.20	142.55	108.65	155.15	111.55	108.15	82.05
Syracuse, N. Y. (via Standard)	194.15	135.65	194.15	135.65	182.70	127.50	184.75	118.90	154.80	112.70	186.85	122.00	150.70	109.55	164.75	118.90	128.10	92.10
Syracuse, N. Y. (via Differential)	191.35	133.10	191.35	133.10	179.90	124.95	161.95	116.35	154.00	110.15	164.05	119.40	147.90	107.00	161.95	116.35	123.30	89.55
Sioux City, Iowa	109.05	80.05	109.05	80.05	96.45	68.80	84.20	60.15	66.35	51.25	78.45	60.55	82.30	48.10	78.50	60.15	36.20	27.95
Sioux Falls, S. D.	114.25	84.10	114.25	84.10	96.45	68.80	84.20	60.15	69.40	53.60	83.65	64.60	67.50	52.15	83.65	60.15	41.40	32.00
South Bend, Ind.	134.23	96.07	134.23	96.07	122.78	87.92	104.83	79.32	94.88	73.12	106.93	82.42	90.78	69.97	104.83	79.32	68.18	52.52
Springfield, Ill. (via Chicago)	126.45	90.15	126.45	90.15	115.00	82.00	97.05	73.40	98.00	75.65	103.40	79.80	87.25	67.35	97.05	73.40	69.70	54.10
Springfield, Ill. (via St. Louis)	125.90	90.15	125.90	90.15	113.45	81.15	97.05	72.40	87.10	67.20	99.15	76.50	85.80	66.25</				

PULLMAN SLEEPING CAR RATES

(Transportation Tax not included)

These fares compiled from current Tariffs as of June 4, 1954 for information only. Not to be used for selling purposes. Subject to change without notice.
See Page 49 for Rates for Upper Berths, Drawing Rooms, Compartments, Bedrooms, Roomettes, etc. Based on Applicable Lower Berth.

Chicago	St. Paul Minneapolis	Co. Bluffs Omaha	St. Louis	Kansas City	Denver	BETWEEN	Salt Lake City	Butte	Portland	Seattle Tacoma	Los Angeles	San Francisco
Lower Standard Berth	Lower Standard Berth	Lower Standard Berth	Lower Standard Berth	Lower Standard Berth	Lower Standard Berth	AND	Lower Standard Berth	Lower Standard Berth	Lower Standard Berth	Lower Standard Berth	Lower Standard Berth	Lower Standard Berth
\$17.55 9.95 14.80 17.85 10.65	*\$18.80 12.25 *16.55 17.25 9.95	\$13.80 13.80 11.55 14.10 6.55	\$17.55 11.55 14.50 17.55 10.65	\$14.50 13.80 12.25 15.05 8.30	\$10.65 19.00 10.25 10.25	Boise Ida. Boston Mass. Butte Mont. Cedar City Utah Cheyenne Wyo.	\$ 5.00 22.60 5.50 5.00 6.55	\$ 6.15 28.90 8.65 *10.50 8.65	\$ 6.15 28.90 8.65 *14.95 14.50	\$Q 8.00 28.90 P 8.65 *16.55 14.50	\$A12.60 29.60 12.80 6.90 14.50	\$*13.90 29.60 12.80 G*11.90 14.50
10.65 D14.50 5.50 16.60	5.00 9.95 D*16.55 5.80 16.05	5.80 6.55 D11.55 5.00 12.80	5.00 9.95 D14.50 5.00 16.60	5.50 6.55 D12.25 13.50	10.65 D 8.30 6.55 9.60	Chicago Ill. Denver Colo. Idaho Falls Ida. Kansas City Mo. Ketchum (Sun Valley) Ida.	14.50 7.60 5.00 12.25 5.00	14.80 10.25 5.00 12.25 5.10	21.00 14.80 8.65 18.10 7.60	21.00 14.80 R10.25 18.10 M9.60	21.00 15.40 10.95 18.10 12.25	21.00 15.40 11.95 18.10 12.25
18.45 18.45 21.00 17.55 5.00	18.10 *20.40 21.00 17.25	15.40 15.40 18.10 14.10 5.00	18.45 *21.05 20.15 17.55 5.80	16.35 16.05 18.10 14.80 5.80	11.95 13.80 15.40 10.25 9.95	Las Vegas Nev. Lewiston Ida. Los Angeles Cal. Lund Utah Minneapolis Minn.	5.50 8.90 8.90 5.00 14.50	9.95 S 3.95 12.80 8.00 *16.55	*15.45 L11.95 *14.95 *23.10	*17.05 E13.50 *16.55 *23.10	5.00 *17.80 6.55 21.00	G*10.00 H*13.30 L 5.00 G*11.55 21.00
8.90 14.50 5.80 18.10 8.30	12.25 14.50 5.00 *20.40 11.55	12.80 11.55 15.40 12.25	10.65 14.50 5.00 17.55 9.95	12.80 12.25 5.00 16.05 12.25	18.10 7.60 6.55 12.25 17.55	New York N. Y. Ogden Utah Omaha-Council Bluffs Pendleton Ore. Philadelphia Pa.	21.70 5.00 11.55 7.60 21.00	21.95 9.60 11.55 6.90 21.30	28.90 9.60 18.10 5.00 27.95	28.90 K11.55 18.10 N 5.50 27.95	28.90 8.90 18.10 A15.05 27.95	28.90 8.90 18.10 H*13.30 27.95
14.50 21.00 19.30 21.00 14.50	*16.55 *23.10 19.00 21.00 14.50	11.55 18.10 16.05 18.10 11.55	14.50 20.15 19.30 20.15 14.50	12.25 18.10 17.25 18.10 12.25	8.00 14.80 12.80 14.50 7.60	Pocatello Ida. Portland Ore. Reno Nev. Sacramento Cal. Salt Lake City Utah	5.00 9.95 6.55 8.30 5.50	5.00 8.65 10.65 12.25 5.50	8.30 L 8.00 9.95	9.95 5.00 F 9.60 11.55	10.25 L11.95 L 5.00 8.90	11.95 L 8.30 L 5.00 8.90
21.00 21.00 16.05 *18.10	21.00 *23.10 16.05 *20.40	18.10 18.10 12.25 15.40	20.15 20.15 16.05 17.55	18.10 18.10 12.80 16.05	15.40 14.80 8.90 6.55 13.80	San Francisco Cal. Seattle Wash. Shoshone Ida. Stoux City Ida. Spokane Wash.	8.90 11.55 5.00 11.55 9.95	12.80 P 8.65 5.00 *16.55 P 5.00	L 8.30 5.00 7.60 18.10 5.00	C 9.95 H13.50 B 8.90 18.10 P 5.00	L 5.00 L15.50 11.55 18.10 A15.70	H 9.95 H*13.30 12.25 18.10 H12.25
5.00 16.60 21.00 14.50	5.80 16.05 *23.10 *16.55	5.00 12.80 18.10 11.55	5.00 6.80 20.15 14.50	5.00 5.80 13.50 18.10 12.25	9.95 9.95 9.60 14.80 9.95	St. Louis Mo. St. Paul Minn. Sun Valley (Ketchum) Ida. Tacoma Wash. Victor Ida.	*14.50 14.50 5.00 11.55 5.00	*14.50 *16.55 P 10.70 8.65 5.00	*20.15 *23.10 M 9.60 5.00 10.25	*20.15 *23.10 12.25 H12.80 10.25	*20.15 21.00 12.25 H 9.60 11.95	*20.15 21.00 12.25 H 9.60 *13.90
18.10 8.30 D14.50	*20.40 11.55 D*16.55	15.40 12.25 D11.55	17.55 8.90 D14.50	16.05 11.55 D12.25	13.25 16.60 D 9.95	Walla Walla Wash. Washington D. C. West Yellowstone Mont.	8.30 21.00 5.00	*11.55 21.30 5.00	5.00 27.95 10.25	*10.00 27.95 10.25	15.70 27.30 11.95	H*13.30 27.30 11.95

Lower Standard Berth Rate Between Las Vegas, Nevada and Cedar City, Utah, \$5.00

- (A) Via Salt Lake City and Pocatello. * Made combination of fares.
- (B) From Tacoma, lower standard berth, \$8.65.
- (C) Via Southern Pacific Company and Portland. From Tacoma lower standard berth, \$9.60.
- (D) Also applies via Ogden. Where through car is operated via Salt Lake City charge for side trip Ogden to Salt Lake City and return with privilege of occupying car at Salt Lake City during one-half day's stop-over is \$2.00. When change of cars is necessary and passengers transfer at Salt Lake City instead of Ogden there is no charge for the side trip.
- (E) Via Southern Pacific Company and Portland. From Tacoma, lower standard berth, \$12.80.
- (F) Via Southern Pacific Company and Portland. From Tacoma, lower standard berth, \$8.90.
- (G) Via Los Angeles. (H) Via Southern Pacific Company and Portland.
- (K) From Tacoma, lower standard berth, \$10.95.
- (L) Via Southern Pacific Company.
- (M) From Tacoma, lower standard berth, \$8.90.
- (N) From Tacoma, lower standard berth, \$5.00.
- (P) Via Direct Lines. (Q) From Tacoma, lower standard berth \$7.60.
- (R) From Tacoma, lower standard berth \$9.95.
- (S) Lower berth rate in Coach Sleeping Car. Upper berth rate \$3.05.

* Berth rates to and from Cheyenne, Denver and west apply via Omaha or via Kansas City.

⊗ Rates effective and service available only during Park Summer Season.

Bedroom Rates: Bedrooms are available on most Union Pacific trains, including the Streamliner trains. See equipment pages 8 to 23 inclusive. Double bedrooms have upper and lower berths. Duplex-Single Bedrooms have only one berth. (See table on opposite page). When occupied by one person, only one rail ticket required.

Exclusive Space Occupancy by One Person: One and one-fourth railroad tickets must be purchased for exclusive use of drawing-room; one and one-tenth tickets for compartment. These tickets are in addition to the regular rail and Pullman tickets. Exception: Only one rail ticket is required for use of a compartment between Chicago, Ill., and Butte, Mont., or Pendleton, Ore., and points north and west thereof (also West Yellowstone, Mont., and Victor, Idaho).

Lower Standard Berth Rate to Los Angeles and Las Vegas from points shown; quoted via Pocatello, Idaho and Salt Lake City, Utah.

BETWEEN	
Ayer, Wash. and Los Angeles	\$15.70
Cheney, Wash. and Los Angeles	15.70
La Grande, Ore. and Los Angeles	14.50
Marengo, Wash. and Los Angeles	15.70
Hinkle, Ore. and Los Angeles	15.40
Wallula, Wash. and Los Angeles	15.70

BETWEEN	
Ayer, Wash. and Las Vegas, Nev.	13.25
La Grande, Ore. and Las Vegas, Nev.	11.25
Pendleton, Ore. and Las Vegas, Nev.	11.95
Shoshone, Ida. and Las Vegas, Nev.	8.30
Spokane, Wash. and Las Vegas, Nev.	14.10
Hinkle, Ore. and Las Vegas, Nev.	12.25
Wallula, Wash. and Las Vegas, Nev.	12.60

Table of Rates for Various Accommodations in Standard Pullman Sleeping Cars Effective June 4, 1954

(Charges shown do not include Federal Tax)

Where Lower Berth Rate is	Upper Berth Rate is	Room-ette for one Person is	Duplex Single Room for one Person is	Bed Room for one Person is	Bed Room for two or more Persons is	Bed R'm Suite for two or more Persons is	Com-part'm't for one Person is	Com-part'm't for two or more Persons is	Drawing Room for one Person is	Drawing Room for two or more Persons is
\$ 5.00	\$ 3.80	\$ 7.00	\$ 8.00	\$ 9.50	\$11.05	\$19.00	\$11.30	\$14.45	\$15.05	\$19.00
5.10	3.90	7.15	8.15	9.70	11.25	19.40	11.50	14.80	15.35	19.40
5.50	4.15	7.65	8.70	10.45	12.15	20.90	12.40	15.45	16.55	20.90
5.80	4.45	8.20	9.25	11.05	12.75	22.10	13.05	16.25	17.40	22.10
6.15	4.70	8.65	9.90	11.65	13.50	23.30	13.85	17.70	18.45	23.30
6.55	4.95	9.15	10.45	12.50	14.45	25.00	14.80	18.40	19.85	25.00
6.90	5.30	9.65	11.05	13.10	15.20	26.20	15.55	19.85	20.70	26.20
7.20	5.50	10.10	11.55	13.70	15.80	27.40	16.15	20.55	21.55	27.40
7.60	5.75	10.60	12.10	14.45	16.70	28.90	17.10	21.15	22.75	28.90
8.00	6.05	11.10	12.65	15.20	17.60	30.40	18.00	22.55	24.00	30.40
8.30	6.25	11.55	13.25	15.75	18.25	31.50	18.65	23.25	24.85	31.50
8.65	6.55	12.00	13.80	16.40	19.00	32.80	19.45	24.60	25.90	32.80
8.90	6.80	12.50	14.30	16.95	19.60	33.90	20.05	25.20	26.75	33.90
9.30	7.00	12.95	14.70	17.70	20.45	35.40	21.00	25.90	27.95	35.40
9.60	7.30	13.50	15.35	18.25	21.10	36.50	21.60	27.25	28.80	36.50
9.95	7.55	13.90	15.85	18.90	21.90	37.80	22.35	27.85	29.85	37.80
10.25	7.80	14.40	16.45	19.45	22.55	38.90	23.05	29.20	30.70	38.90
10.65	8.05	14.90	16.95	20.25	23.40	40.50	23.90	29.95	31.90	40.50
10.95	8.30	15.35	17.50	20.75	24.05	41.50	24.60	30.55	32.80	41.50
11.25	8.55	15.75	18.05	21.40	24.80	42.80	25.35	31.90	33.80	42.80
11.55	8.80	16.25	18.50	21.95	25.40	43.90	26.00	32.55	34.65	43.90
11.95	9.10	16.70	19.10	22.70	26.35	45.40	26.90	33.85	35.90	45.40
12.25	9.30	17.10	19.55	23.30	26.95	46.60	27.55	34.45	36.75	46.60
12.60	9.55	17.60	20.05	23.90	27.70	47.80	28.35	35.10	37.80	47.80
12.80	9.85	18.00	20.60	24.40	28.25	48.80	28.85	36.40	38.45	48.80
13.25	10.00	18.45	21.10	25.15	29.10	50.30	29.80	36.95	39.70	50.30
13.50	10.30	18.90	21.55	25.70	29.75	51.40	30.40	38.30	40.55	51.40
13.80	10.50	19.30	22.10	26.20	30.35	52.40	31.05	38.85	41.40	52.40
14.10	10.75	19.70	22.55	26.80	31.00	53.60	31.70	39.45	42.25	53.60
14.50	11.00	20.25	23.10	27.55	31.85	55.10	32.60	40.75	43.45	55.10
14.80	11.20	20.65	23.60	28.05	32.50	56.10	33.25	41.40	44.35	56.10
15.05	11.50	21.10	24.15	28.65	33.10	57.30	33.95	42.70	45.20	57.30
15.40	11.75	21.55	24.55	29.25	33.95	58.50	34.65	43.30	46.25	58.50
15.70	11.90	21.95	25.05	29.85	34.55	59.70	35.30	43.95	47.10	59.70
16.05	12.20	22.45	25.60	30.50	35.30	61.00	36.10	45.20	48.15	61.00
16.35	12.40	22.85	26.05	31.05	35.95	62.10	36.75	45.70	49.00	62.10
16.60	12.65	23.30	26.60	31.55	36.55	63.10	37.40	47.00	49.85	63.10
16.95	12.90	23.75	27.10	32.25	37.30	64.50	38.20	47.60	50.90	64.50
17.25	13.10	24.10	27.50	32.80	37.95	65.60	38.80	48.15	51.75	65.60
17.55	13.35	24.50	28.00	33.35	38.60	66.70	39.45	49.40	52.60	66.70
17.85	13.55	25.00	28.45	33.85	39.20	67.70	40.15	49.95	53.50	67.70
18.10	13.80	25.35	29.05	34.45	39.85	68.90	40.75	51.25	54.35	68.90
18.45	14.05	25.75	29.50	35.10	40.60	70.20	41.50	51.75	55.35	70.20
18.70	14.20	26.20	29.90	35.55	41.10	71.10	42.05	52.35	56.05	71.10
19.00	14.50	26.60	30.40	36.05	41.75	72.10	42.70	53.55	56.95	72.10
19.30	14.65	26.95	30.80	36.70	42.50	73.40	43.45	54.05	57.95	73.40
19.60	14.95	27.45	31.35	37.25	43.15	74.50	44.10	55.30	58.80	74.50
19.85	15.10	27.85	31.80	37.70	43.65	75.40	44.60	55.90	59.50	75.40
20.15	15.35	28.25	32.25	38.25	44.30	76.50	45.30	56.40	60.40	76.50
20.35	15.45	28.40	32.50	38.70	44.80	77.40	45.85	57.15	61.05	77.40
20.65	15.70	28.85	33.00	39.20	45.45	78.40	46.45	57.85	61.95	78.40
21.00	16.00	29.40	33.50	39.90	46.15	79.80	47.20	59.15	62.95	79.80
21.30	16.20	29.85	34.05	40.40	46.80	80.80	47.90	59.80	63.85	80.80
21.70	16.45	30.25	34.55	41.15	47.65	82.30	48.75	60.50	65.05	82.30
21.95	16.75	30.75	35.15	41.75	48.30	83.50	49.45	61.80	65.90	83.50
22.30	16.95	31.20	35.65	42.40	49.10	84.80	50.20	62.45	66.95	84.80
22.60	17.25	31.65	36.25	42.95	49.75	85.90	50.85	63.75	67.80	85.90
23.00	17.50	32.15	36.70	43.70	50.60	87.40	51.75	64.45	69.00	87.40
23.30	17.70	32.60	37.20	44.30	51.25	88.60	52.40	65.10	69.85	88.60
23.65	18.00	33.05	37.80	44.90	52.00	89.80	53.20	66.40	70.90	89.80
23.90	18.25	33.50	38.30	45.45	52.60	90.90	53.80	67.15	71.75	90.90
24.30	18.50	34.00	38.85	46.25	53.95	92.50	54.75	68.50	72.95	92.50
24.60	18.75	34.45	39.40	46.75	54.15	93.50	55.35	69.10	73.85	93.50
24.95	19.00	34.95	39.85	47.45	54.90	94.90	56.20	69.80	74.85	94.90
25.25	19.25	35.35	40.40	47.95	55.55	95.90	56.80	71.15	75.75	95.90
25.65	19.50	35.80	40.95	48.70	56.40	97.40	57.75	71.75	76.95	97.40
25.95	19.80	36.35	41.50	49.30	57.05	98.60	58.35	73.10	77.80	98.60
26.30	20.00	36.80	42.05	49.90	57.80	99.80	59.10	73.75	78.85	99.80
26.55	20.25	37.20	42.55	50.50	58.40	101.00	59.80	74.40	79.70	101.00
26.95	20.55	37.70	43.15	51.25	59.35	102.50	60.65	75.75	80.90	102.50
27.30	20.75	38.20	43.60	51.90	60.10	103.80	61.45	76.40	81.95	103.80
27.60	21.05	38.70	44.15	52.45	60.70	104.90	62.10	77.75	82.80	104.90
27.95	21.30	39.10	44.70	53.05	61.45	106.10	62.90	78.35	83.85	106.10
28.30	21.50	39.55	45.20	53.75	62.20	107.50	63.65	79.05	84.85	107.50
28.65	21.80	40.10	45.75	54.40	63.00	108.80	64.45	80.45	85.90	108.80
28.90	22.00	40.50	46.30	54.95	63.65	109.90	65.10	81.10	86.75	109.90
29.25	22.30	40.95	46.80	55.60	64.40	111.20	65.85	82.40	87.80	111.20
29.60	22.55	41.45	47.30	56.30	65.15	112.60	66.65	83.10	88.85	112.60

PULLMAN SEAT FARES

For Day Travel Between
Various Cities and to
Western Park Gateways

(Charges shown do not include Federal Tax)

Boise — Pocatello	\$2.00
Denver — Cheyenne	.95
Denver — Laramie	1.35
Denver — Sterling	1.15
Denver — North Platte	2.25
Las Vegas — Los Angeles	2.75
Lund — Las Vegas	1.85
Kansas City — Topeka	.95
Kansas City — Manhattan	.95
Kansas City — Abilene	1.30
Kansas City — Salina	1.30
Kansas City — Ellis	2.10
Kansas City — Denver	4.60
Kansas City — Laramie	6.00
Ogden — Salt Lake City	.95
Omaha — Grand Island	1.30
Omaha — North Platte	2.45
Omaha — Cheyenne	4.10
Portland — Tacoma	1.30
Portland — Seattle	1.70
Portland — Pendleton	2.00
Salt Lake City — Pocatello	1.50
Salt Lake City — Lund	2.10
Shoshone — Pocatello	.95
Shoshone — Salt Lake City	2.30

NO
EXTRA
FARES
on the
UNION
PACIFIC
RAILROAD

TRAFFIC REPRESENTATIVES . . . UNION PACIFIC RAILROAD

Here, for your convenience, is a list of Union Pacific office addresses, telephone numbers, and names of the men and women at each. If you want advice in connection with your travel plans, call the nearest

office. Someone there will gladly give you the information. These offices are at your service—for reservations, for convenient side trips, for help in changing trains or making connections.

ABERDEEN, WASH.—3 Union Passenger Station, K and River Sts.—	Phone 1018	EUGENE, ORE.—Suite 21, Cascade Bldg., 163 East 12th Avenue—	Phone 5-8461
C. H. JACKA	General Agent	J. E. ALBERTSON	General Agent
ALHAMBRA, CALIF.—City Ticket Office, 51 S. Garfield Ave.—	Phone AT 18763	C. T. GEARY	Traveling Freight and Passenger Agent
J. M. MOONEY, Jr.	(or Phone Cumberland 2824)	FRESNO 1, CALIF.—207 Rowell Bldg., Tulare St. & Van Ness Ave.—	Phone 4-6571
ASTORIA, ORE.—438 Commercial St.—	Phone 304	H. G. PELLETIER	General Agent
FLOYD C. FOSTER	Traveling Freight and Passenger Agent	W. H. THOMEN	(Bakersfield)
ATLANTA 2, GA.—1432 Healey Building—	Phone Lamar 6361	A. H. CLARK	Traveling Freight and Passenger Agent
P. S. SMITH	General Agent	GERING, NEBR.—Union Pacific Station—	Phone 35
J. R. TURNER	Traveling Freight and Passenger Agent	F. M. PURNELL	General Agent
J. D. GLOYER	Traveling Freight and Passenger Agent	GLENDALF 3, CALIF.—City Ticket Office, 404½ North Brand Boulevard—	
BEND, ORE.—1054 Bond St.—	Phone 63	W. A. SHOOK (Phone Citrus 1-8174 or Chapman 5-1870)	General Agent
H. D. ATHON	General Agent	HOLLYWOOD 28, CALIF.—City Ticket Office, 6702 Hollywood Blvd.—	
BEVERLY HILLS, CALIF.—9571 Wilshire Blvd.—	Phone CRestview 1-7167	V. J. SCHMITTROTH	Gen'l Agt., Passenger Department
FREDERICK YATES	(or Phone BRadshaw 2-1633)	W. L. DUNCAN	(HOLLYWOOD 4-0821)
L. J. MULLALLY	City Passenger Agent	LEO P. DRAKE	City Passenger Agent
BIRMINGHAM 3, ALA.—701 Brown-Marx Building—	Phone 7-1937	E. J. MURPHY	City Passenger Agent
J. E. FILON	District Freight and Passenger Agent	HUNTINGTON PARK, CALIF.—City Ticket Office, 7002 Pacific Blvd.—	
BOISE, IDAHO.—City Ticket Office, Idaho Bldg., 212 No. 8th St.—	Phone 3-6465	R. H. LUND	(Phone Kilmab 9831)
KAY JOHNSON	General Agent	KANSAS CITY 6, MO.—200 Waldheim Bldg., 6 East Eleventh St.—	Phone V ictor 6530
W. J. HYNES	Special Representative	D. R. ALEXANDER	Traffic Manager
R. C. COLE	City Passenger and Ticket Agent	A. H. GEDDIS	General Agent, Freight Department
D. F. ALVORD	Traveling Passenger Agent	City Ticket Office—2 East Eleventh Street—	Phone V ictor 6530
T. F. MEYER	Traveling Freight and Passenger Agent	HARRY M. BACK	General Agent, Passenger Department
BOSTON 3, MA.—208 Old South Bldg., 294 Washington St.—		C. T. CLARKE	City Ticket Agent
M. W. COONERTY	Phone	T. E. HERMON	City Passenger Agent
F. G. JUST	(Hubbard 2-6880)	S. E. PATTON	City Passenger Agent
HARRY A. HANSEN	Traveling Freight and Passenger Agent	G. B. CRIPPEN	Depot Passenger Agent
W. H. BEST	Traveling Freight and Passenger Agent	K. E. BOWLIN	Passenger Representative
BREMERTON, WASH.—Consolidated Ticket Office, 228 First St.—	Phone 782	J. E. SMITH	Traveling Passenger Agent
S. S. HARVEY	Ticket Agent	W. G. SMITH	Traveling Passenger Agent
BUTTE, MONT.—609 Metals Bank Bldg., 8 West Park Street—	Phone 23389	LAS VEGAS, NEV.—Union Pacific Station—	Phone 1180
J. D. BENTLEY	General Agent	W. R. NEUBTROM	Ticket Agent
R. H. WATSON	City Freight and Passenger Agent	LEWISTON, IDAHO—Room 7, Union Depot—	Phone 3-4121
W. E. HAUTZINGER	Traveling Freight and Passenger Agent	H. J. BERGER	General Agent
Consolidated Ticket Office—2 North Main Street—	Phone 3275	LINCOLN 3, NEBR.—City Ticket Office, 234 So. 13th St.—	Phone 2-6517
R. E. BERNER	Ticket Agent	J. F. TURRENTINE	General Agent
CEDAR CITY, UTAH—Union Pacific Station—	Phone 95	LONG BEACH 2, CALIF.—City Ticket Office, 144 Pine Avenue—	Phone 7-9331
F. R. GAINES	Agent	H. J. DeLACY	General Agent
CHEYENNE, WYO.—City Ticket Office, 120 W. 16th St.—	Phone 4-4231	S. P. CARONTO	City Passenger Agent
C. E. ASHBY	Special Representative	J. R. CARTER	City Passenger Agent
F. H. GILROY	General Agent	R. W. CONNELL	City Freight and Passenger Agent
C. E. STONE	Traveling Passenger Agent	LONGVIEW, WASH.—Freight Station, 7th and Hudson Sts.—	Phone 818
W. A. BROWN	City Passenger and Ticket Agent	C. F. HEATH, Ticket Office, 1453 Broadway, Phone 316—	Ticket Agent
CHICAGO 3, ILL.—11 South LaSalle Street at Madison—		LOS ANGELES 14, CALIF.—Union Pacific Bldg., 422 W. 6th Street—	
H. C. YERGER	Phone	J. W. PADDEN	Phone
J. M. ADAMS	(Randolph 6-0141)	W. F. NASH	(Trinity 9311)
W. W. LAYMAN	General Freight Agent	F. L. MORGAN	General Freight Agent
T. L. VOGEL	General Agent, Freight Department	H. J. BURING	General Freight Agent
CHICAGO 3, ILL.—City Ticket Office, One So. LaSalle Street—		C. H. SALTMARSH	General Passenger Agent
J. C. POLLOCK	Phone	E. E. SWANSON	Assistant General Passenger Agent
ALFRED J. WHITE	(Randolph 6-0141)	G. M. ROLAND	District Baggage Agent
P. B. KELO	City Ticket Agent	City Ticket Office—Union Pacific Bldg., 434 W. 6th Street—	Phone TRinity 9311
W. J. FORAL	City Passenger Agent	E. H. ECKHOFF	City Ticket Agent
R. F. TOWNE	City Passenger Agent	Union Pacific Building—608 So. Olive Street—	Phone TRinity 9311
T. H. WING	City Passenger Agent	G. F. HALLMAN	General Agent, Passenger Department
H. G. WELLS	Passenger Representative	C. S. RHODES	City Passenger Agent
G. W. BORGESON	Passenger Representative	W. R. VOLLERS	City Passenger Agent
T. E. TANN	Traveling Passenger Agent	G. B. MOORE	City Passenger Agent
J. J. CUMMINS	Traveling Passenger Agent	A. J. ECKBERLE	City Passenger Agent
MISS MARION A. MCKINNEY	Women's Travel Department	E. D. CHAMBERLAIN	City Passenger Agent
CINCINNATI 2, OHIO—303 Dixie Term. Bldg., 4th & Walnut Sts.—	Phone M 4114	R. W. BRAD	Traveling Passenger Agent
C. B. SWOPE	General Agent	W. F. BROWN	Traveling Passenger Agent
J. J. MCCARTHY	District Passenger Agent	610 So. Olive Street—	Phone TRinity 9311
J. M. WIEDEMER	City Passenger Agent	J. D. MALEPYT	General Agent, Freight Department
W. T. NIELSEN	Traveling Passenger Agent	Union Passenger Station—	Phone TRinity 9311
M. T. KAUMAN	Traveling Passenger Agent	M. F. BILLINGS	Depot Passenger Agent
CLEVELAND 13, OHIO—1407 Terminal Tower, 50 Public Square—		E. C. BOSSARD	Depot Passenger Agent
C. A. BROWN	Phone	JAY D. GODDARD	Depot Ticket Agent
R. J. GOURLEY	(Main 1-5070)	MEMPHIS 3, TENN.—1137 Sterlek Bldg.—8 North Third St.—	Phone 6-3419
G. A. KINGSLEY	Traveling Passenger Agent	G. E. ROTHROCK	General Agent
G. W. NESTER	(Buffalo)	C. F. SCHOENING	Traveling Freight and Passenger Agent
D. P. DRISCOLL	Traveling Freight and Passenger Agent	D. J. NELSON, (No. Little Rock, Ark.)	Trav. Fht. & Pegr. Agent
COUNCIL BLUFFS, IA.—Union Pacific Transfer Depot—	Phone 6134	MILWAUKEE 3, WIS.—814 Warner Bldg., 212 W. Wisconsin Ave.—	
W. M. CALHOUN	Freight and Passenger Agent	R. F. PAYNE	Phone
DALLAS 1, TEXAS—2108 Mercantile Bank Bldg.—	Phone TR 1773	E. H. PATTISON	(Broadway 1-7833)
C. M. IRVING	General Agent	G. E. MCGUIRE	Traveling Passenger Agent
M. A. ARNOLD	Traveling Freight and Passenger Agent	MINNEAPOLIS 2, MINN.—890 Northwestern Bank Bldg., 620 Marquette Ave.—	
L. L. CRAWFORD	Traveling Freight and Passenger Agent	E. W. MAU	Phone
DENVER 2, COLO.—City Ticket Office, 535 17th Street—	Phone KEystone 4141	E. E. SWANSON	(Main 2461)
P. F. ECHELE	Traffic Manager	Wm. H. BRENNAN	Traveling Freight and Passenger Agent
A. B. TAYLOR	General Freight Agent	M. G. CARROLL	Traveling Freight and Passenger Agent
N. E. WITTI	General Agent, Passenger Department	NEW ORLEANS 12, LA.—504 National Bank of Comm. Bldg., 210 Baronne St.—	
J. L. BOSTICK	City Ticket Agent	D. V. RICKSON (Phone Canal 2374)	Traffic Agent
E. R. A. SIEMERS	City Passenger Agent	P. E. HAGAN	General Agent
ALVA L. SMITH	City Passenger Agent	NEW YORK 20, N. Y.—626 Fifth Ave., Suite 350, Rockefeller Center—	
H. A. ENGLESON	City Passenger Agent	H. L. LAUBY	Phone
O. B. STAPLETON	Traveling Passenger Agent	RHEES FIFE	(Circle 6-4900)
A. M. McGRASSON	Depot Passenger Agent	C. J. SMITH	District Passenger Agent
W. L. BODDREAU	Passengers Representative	J. M. QUANE	City Passenger Agent
MRS. LU GRAY BROWN	Women's Travel Department	E. H. JOHNSON	City Passenger Agent
DES MOINES 9, IOWA—407 Equitable Bldg., 6th & Locust Sts.—	Phone 3-0583	D. J. JACKSON	City Passenger Agent
EUGENE R. FIELD	General Agent	JOHN F. SCHWARTZ	Passenger and Ticket Agent
W. W. MCKEE	Traveling Freight and Passenger Agent	C. A. CHAMOUILLIS	Traveling Passenger Agent
C. W. JACKSON	Traveling Passenger Agent	E. R. VAN DOREN	Traveling Passenger Agent
DETROIT 26, MICH.—612 Book Bldg., 1249 Washington Blvd.—		L. G. STAHL	(Phone Circle 6-4903)
C. J. STEGBMAN	Phone	OAKLAND 12, CALIF.—215 Central Bank Bldg., 436 14th St.—	
C. O. KANSORKA	(Woodward 1-7794)	J. A. GOLDBICK	(Phone CLenouart 1-8578)
R. L. CLARK	District Passenger Agent	W. R. SCHMIDT	City Passenger Agent
W. J. WRIGHT	City Passenger Agent	OGDEN, UTAH—City Ticket Office, Ben Leonard Hotel Bldg.—	Phone 4-5533
W. A. JACOB, JR.	Passenger Agent	J. E. BAKER	General Agent
G. A. NESTOR	(Grand Rapids)	H. O. MCINTYRE	Traveling Freight and Passenger Agent
J. K. SHERIDAN	(Tolso)	G. A. NEBKER	Depot Passenger Agent
A. J. BRAMAN	Traveling Passenger Agent	A. J. ELM	Passenger Representative
EAST LOS ANGELES, CALIF.—5454 Ferguson Drive—	Phone RAymond 3-5321		
J. J. WALMER	Ticket Agent		

OMAHA 2, NEBR.—Union Pacific Building, 1416 Dodge St.—Phone Jackson 5322

A. G. HILKER Passenger Traffic Manager
 G. ANDERSON Assistant Passenger Traffic Manager
 I. D. KESSLER Assistant Passenger Traffic Manager
 R. B. JOHNSON General Passenger Agent
 G. I. GILES Assistant General Passenger Agent
 F. W. HICKSON Manager Mail, Baggage and Express Traffic
 J. C. BEAUMONT General Freight Agent
 J. W. JARVIS Supervisor Agricultural Development

City Ticket Office—Corner 15th & Dodge Streets—Phone Jackson 5322

WALTER CONREY General Agent, Passenger Department
 M. W. BREWER City Ticket Agent
 R. S. FARLEY City Passenger Agent
 L. S. NORGAARD Traveling Passenger Agent
 J. D. MARTIN Traveling Passenger Agent
 J. E. LYNCH Depot Passenger Agent
 D. J. LEWIS Passenger Representative
 MRS. MYRTLE MASON Women's Travel Department
 R. A. FORAL General Agent, Freight Department

City Ticket Office—1614 Farnam Street—Phone Jackson 5322

W. W. NEILL Ticket Agent

PASADENA 1, CALIF.—Un. Pac. Station, 205 W. Colorado St.—Ph. Sycamore 2-4107

L. A. WIRGLER General Agent
 E. C. CHILDS City Passenger Agent
 C. M. ALLEN Passenger and Freight Traffic Agent
 R. J. BASS City Ticket Agent

PHILADELPHIA 2, PA.—904 Girard Trust Bldg., Broad St. & So. Penn Sq.—Phone

M. A. LIGHT General Agent
 L. J. MCKERNAN City Passenger Agent
 T. M. J. FRITZ Traveling Passenger Agent
 R. H. GATES (Richmond, Va.) Traveling Freight and Passenger Agent

PITTSBURGH 22, PA.—1419 Oliver Bldg., Smithfield Street and Sixth Avenue—Phone

H. F. BREVOORT General Agent
 GREGG W. COOK District Passenger Agent
 LAVELL HALE City Passenger Agent
 W. S. GUNNER Traveling Freight and Passenger Agent
 WM. JAMES Traveling Freight and Passenger Agent

POCATELLO, IDAHO—Union Pacific Passenger Station—Phone 868

R. A. ANDERSON General Agent
 L. G. MALZARN (Idaho Falls) Traveling Freight and Passenger Agent
 R. B. WRIGHT (Twin Falls) Traveling Freight and Passenger Agent

POMONA, CALIF.—Union Pacific Passenger Station—Phone LYcoming 2-5661

G. J. CROSS Passenger and Freight Traffic Agent

PORTLAND 5, ORE.—751 Pittock Block—Phone Broadway 7771

C. W. EVERS Traffic Manager
 W. V. KEE Assistant Traffic Manager
 FRED LINGENFELDER General Passenger Agent
 P. A. COLE Assistant General Passenger Agent
 T. J. DOWD General Freight Agent
 DON SUTHLAND General Agent, Freight Department
 J. E. SOUTHWORTH Traveling Passenger Agent
 L. A. NEASE District Baggage Agent

City Ticket Office—701 S. W. Washington Street—Phone Broadway 7771

N. B. FALLAS General Agent, Passenger Department
 C. P. WHEELER City Ticket Agent
 WM. S. RUSH City Passenger Agent
 T. W. HOLMAN City Passenger Agent
 C. K. WILLIAMS City Passenger Agent
 AARON J. BROWN City Passenger Agent
 O. M. HANSEN Depot Passenger Agent

RENO, NEV.—209 American Bldg., 131 West 2nd St.—Phone S-4881

W. M. CUNNINGHAM General Agent

RIVERSIDE, CALIF.—Union Pacific Pass. Station, 7th & Vine Sts.—Phone 628

J. L. BRECHIN General Agent
 RALPH E. TUTTLE City Freight and Passenger Agent
 NORMAN N. GREDSTED City Freight and Passenger Agent
 B. A. STEWART Traveling Freight and Passenger Agent
 L. M. LAYNE (Las Vegas) Traveling Freight and Passenger Agent

ST. JOSEPH 2, MO.—City Ticket Office, 516 Francis Street—Phone 2-5455

F. F. ROBINSON General Freight and Passenger Agent
 W. R. TAYLOR Passenger and Ticket Agent
 J. W. MARTIN (Hastings, Nebr.) Traveling Freight and Passenger Agent

ST. LOUIS 1, MO.—1223 Ambassador Bldg., 411 North 7th St.—Phone Chestnut 1-7750

T. W. GURSKY General Agent
 A. F. WILLIAMS City Passenger Agent
 J. M. REBMAN Traveling Passenger Agent

SACRAMENTO 14, CALIF.—217 Forum Bldg., 1107 Ninth St.—Phone Gilbert 2-1025

F. A. FOX General Agent
 J. G. JOHNSON (Klamath Falls) District Freight and Passenger Agent
 E. A. GARD Traveling Freight and Passenger Agent

SALINA, KANS.—Third and Ash Streets—Phone 297

J. M. BROWN General Agent

SALT LAKE CITY 1, UTAH—Union Pacific Bldg., 10 South Main St.—Phone S-1544

SAM REINHARDT Traffic Manager
 A. G. BLOOM General Passenger Agent
 City Ticket Office—Hotel Utah, Main & S. Temple Streets—Phone S-1544
 R. T. GRIFFIN General Agent, Passenger Department
 F. L. MCKEAN District Passenger Agent
 E. A. OLSON City Ticket Agent
 MARK R. HURD City Passenger Agent
 E. H. LYMAN City Passenger Agent
 E. F. BROWN Traveling Passenger Agent
 H. H. HOLMES Depot Passenger Agent
 R. F. PETTIGREW General Agent, Freight Department

SAN DIEGO 1, CALIF.—City Ticket Office, 320 Broadway—Phone Franklin 7241

H. G. LARIMER General Agent
 L. H. LINDSTROM City Passenger Agent
 R. T. GORE Passenger and Freight Traffic Agent

SAN FRANCISCO 2, CALIF.—291 Geary Street—Phone GARfield 1-6080

M. H. FOWLER Traffic Manager
 F. C. BELL General Agent, Freight Department
 W. E. KENNEDY (Santa Rosa) Traveling Freight and Passenger Agent

City Ticket Office—Geary at Powell Street—Phone GARfield 1-6080

B. P. COSTELLO General Freight and Passenger Agent
 J. T. FITZGERALD City Ticket Agent
 C. C. CROUSE City Passenger Agent
 P. B. JACKSON City Passenger Agent

SAN JOSE 13, CALIF.—206 1st Nat. Bk. Bldg., Santa Clara & 1st St.—Phone

H. C. DANNER (Phone CYpress 2-3878) General Agent
 W. H. McPHERSON (Salinas) District Freight and Passenger Agent
 W. E. McTIGHE Traveling Freight and Passenger Agent

SAN PEDRO, CALIF.—City Ticket Office, 805 So. Pacific Ave.—Phone

J. V. CONNETT (Phone TErminal 2-7651) General Agent
 R. P. COYLE City Freight and Passenger Agent
 R. N. ASHBY City Ticket Agent

SANTA ANA, CALIF.—City Ticket Office, 305 North Main Street—Phone

WALTER DITTMER (Phone KImberly 23979) General Agent
 R. H. BLANDFORD City Freight and Passenger Agent

SANTA MONICA, CALIF.—City Ticket Office, 307 Santa Monica Blvd.—Phone

W. A. CHENEY (Phone EX Brook 6-1813) General Agent
 ELMER RALL City Ticket Agent
 B. C. STREET City Freight and Passenger Agent

SEATTLE 4, WASH.—204 Union Station, 4th Ave. & Jackson St.—Phone ELIott 6953

P. A. AULENBACHER Assistant Traffic Manager
 A. C. TAYLOR Traveling Freight and Passenger Agent

SEATTLE 1, WASH.—City Ticket Office—1300 Fourth Avenue at University—Phone

W. H. AHLGRIM (Phone ELIott 6953) General Agent, Passenger Department
 C. L. SPEAR City Passenger Agent
 F. R. STERN City Passenger Agent
 C. G. ROBERTS City Passenger Agent

SIOUX CITY 1, IOWA—405 Commerce Bldg., 520 Neb. St.—Phone 5-5598

L. J. ROACH General Agent, Freight Department

SPOKANE 4, WASH.—City Ticket Office—727 Sprague Ave. Corner Post St.—Phone

J. R. LIVSEY (Phone MAIn 4121) General Agent
 D. E. LEFEVRE City Passenger Agent
 W. O. BALDWIN Traveling Passenger Agent
 WILLIAM BELL, 818-16th Ave. West, Calgary, Canada Trav. Fht. & Passgr. Agt.

STOCKTON 6, CALIF.—206 California Bldg., 11 So. San Joaquin St.—Phone 2-5951

CARL BIANCHINI General Agent
 L. A. DAY Traveling Freight and Passenger Agent

SUN VALLEY, IDAHO—Phone Sun Valley 5311

J. D. SIDLEY Transportation Agent

TACOMA 2, WASH.—City Ticket Office, 114 South Ninth St.—Phone Broadway 2875

F. G. ROTHWELL General Agent
 R. C. CANADAY City Passenger Agent
 L. E. JOHNSON Traveling Passenger Agent
 L. E. TOMPKINS (Longview) Traveling Freight and Passenger Agent

TORONTO 1, ONT.—201-2 Canadian Pacific Bldg., 69 Yonge St.—Phone EMpire 4-7239

W. W. CREIGHTON General Agent

TULSA 3, OKLA.—823 Kennedy Bldg., 321 South Boston St.—Phone 2-6859

L. B. BRADLEY General Agent
 H. P. THOMPSON Traveling Freight and Passenger Agent

VICTOR, IDAHO—Union Pacific Station—Phone 521

R. O. RYTTING Agent

WALLA WALLA, WASH.—1st. Nat'l Bank Bldg., 2nd & Alder Sts.—Phone 30

A. K. HINCKLE General Agent
 L. E. MCHARGUE City Freight and Passenger Agent
 J. I. PURDY (Pendleton) Traveling Freight and Passenger Agent

WASHINGTON 5, D.C.—600 Shoreham Bldg., 15th and H Sts., N. W.—Phone

J. R. HENDERSON General Agent
 RAY C. HARTZ (REpublic 7-0600) District Passenger Agent
 MARY MABAN City Passenger Agent

WEST YELLOWSTONE, MONT.—Union Pacific Station—Phone 2291

G. R. WAID (Station open only during Summer Season) Agent

WINSTON-SALEM 3, N. C.—632 Reynolds Bldg., 4th and Main Sts.—Phone 2-4881

D. R. WALKER Traveling Freight and Passenger Agent

YAKIMA, WASH.—Union Pacific Building, 104 W. Yakima Ave.—Phone 4181

V. E. BUCHANAN General Agent
 F. B. COX (Kennewick, Wash.) Traveling Freight and Passenger Agent
 J. B. DELAPOER Traveling Freight and Passenger Agent

E. A. KLIPPEL

General Passenger Traffic Manager

OMAHA 2, NEBR.

W. T. BURNS

Vice-President, Traffic

OMAHA 2, NEBR.

J. R. MacANALLY

General Freight Traffic Manager

OMAHA 2, NEBR.

From Office . . . or Home

TELEPHONE YOUR TRANSPORTATION REQUIREMENTS

Passenger or Freight representatives in your nearest Union Pacific office are eager to help you.