

UNION PACIFIC RAILROAD

Time Tables



SHIP AND RIDE UNION PACIFIC

UNION PACIFIC RAILROAD

Time Tables



SHIP AND RIDE UNION PACIFIC



SKI- SKATE · SWIM

AT SUN VALLEY

IDAHO

● For skiers — novice, intermediate or expert — the famous Sun Valley Ski School provides unexcelled instruction. Four chair-type ski-lifts serving as many lofty mountain tops . . . innumerable downhill runs blanketed with “powder” snow . . . and the beneficial rays of a “summer sun” have made Sun Valley the nation’s ski

capital. But skiing is just one of many activities. Skating, tobogganing, sleighing swimming in outdoor warm-water pools, entertainment and dancing all add up to a glorious vacation. You can be as active as you wish, or peacefully bask in the sun’s warm rays while acquiring that healthful bronze color that is the Sun Valley “trade mark.” Go — this winter!

A Variety of Accommodations

SUN VALLEY LODGE (Opens December 14, for the Winter Season)

	(1) Person Per Day	(2) Persons Per Day
Rooms with running water — no private bath	\$ 4.50	\$ 6.00
Rooms sharing tub and shower	7.50	10.00
Rooms with private bath	9.00	12.00
<i>A variety of other accommodations up to</i>		
Suite including bedroom, bath, sunroom and sundeck	25.00	30.00

CHALLENGER INN (Open All Year)

	(1) Person Per Day	(2) Persons Per Day
Rooms sharing shower	\$ 4.50	\$ 6.00
Rooms with running water—sharing tub and shower. Can be occupied as individual or connecting rooms sharing tub and shower	6.00	8.00
Rooms with private tub and shower	7.50	10.00

For full information regarding rail service, Sun Valley accommodations and rates, write—

W. P. ROGERS
General Manager
Sun Valley
Idaho

or

W. S. BASINGER
Gen'l Passenger Traffic Mgr.
Union Pacific Railroad
Omaha, Nebraska

General Index

Section	Page	Section	Page
Index to Union Pacific Stations.....	2 to 5	Branch Lines in Utah.....	48 and 53
Military Camps, etc., Served by Union Pacific Railroad.....	5	Branch Lines in Idaho.....	48 to 52
Streamliner Time Tables.....	6 and 7	Branch Lines in Oregon.....	49, 50, 51 and 52
Sun Valley Special Events—Winter-Spring, 1941-1942.....	17	Branch Lines in Washington.....	50, 51 and 52
Condensed Time Tables.....	8 to 27	Branch Lines in Nevada.....	51 and 53
Equipment of Through Trains.....	8 to 27	Branch Lines in California.....	53
Main Line Train Schedules.....	28 to 44	Dining Car Meal Service Information.....	52
Union Pacific Historical Museum.....	37	Connecting Line Train Service.....	54 to 56
Map of Union Pacific Railroad and Connections.....	32 and 33	General Information.....	57
Department of Tours Service.....	41	Connecting Steamship Lines.....	57
Branch Lines in Nebraska.....	45 and 46	Round Trip Railroad Fares.....	58 and 59
Branch Lines in Kansas.....	45, 46 and 47	Pullman Sleeping Car Rates.....	60 and 61
Branch Lines in Colorado.....	47	Union Pacific Traffic Representatives.....	62 and 63
Branch Lines in Montana.....	48	Addresses of Principal Union Pacific Stations.....	63
Branch Lines in Wyoming.....	47 and 48	Sun Valley, Idaho—Year Round Recreation Center.....	Cover

INDEX TO UNION PACIFIC STATIONS

Each Time Table is numbered. The numbers opposite the Stations are the numbers of the time tables in which the stations are shown. Stations marked ■ are located on Divisions indicated by table numbers, but are not shown in folders tables.

Table No.	Table No.	Table No.	Table No.	Table No.	Table No.	Table No.	Table No.
Aberdeen, Idaho.....56	Arlington, Ore. C, W, 6, 11, 12, 89, 90	■Baskin, Utah.....1, 2	Blalock, Ore.....6, 11	■Bruun, Ore.....6	Cascade, Idaho.....67	Clearfield, Utah.....19	Craig Jct., Idaho.....85
Aberdeen, Wash.....93	Armstead, Mont..R, 9, 20	Bassett, Idaho.....20	Blaser, Idaho.....6	Bryan, Wyo.....1, 2	Cascade Locks, Ore.....	Clear Lake, Utah.....3	Craigmont, Idaho.....85
Aberdeen Jct., Ida.....56	Arms, Wash.....84	Battle Mtn., Nev.....4	Bliss, Idaho, 6, 12, 61	Bryce Canyon Park, Ut. (See Cedar City, Ut)	■Casement, Kans.....35	Cleburne, Kans.....35	Crane, Ore.....70
Abilene, Kans.....H, 17	■Armstrong, Wash.....32	Baxter, Mo.....17	Bloom, Utah.....3	Bryman, Calif.....3	■Castle, Ore.....6	Cleft, Idaho.....6	■Crates, Ore.....6
Acquia, Ida.....60, 61	■Army, Idaho.....56	Baxter, Calif.....3	Blue Canyon, Calif.....4	Buck Creek, Kans.....17	■Castro, Ore.....6	Clifford, Colo.....17	Creighton, Wyo.....31
Acoma, Nev.....3	Arnold, Nebr.....32	Bayard, Wyo.....1, 2	■Blue Mountain, Ore.....77	Buckingham, Ida.....71	Castle Rock, Wash.....5	Clifton, Idaho.....20	■Crest, Wash.....77
■Acton, Nev.....3	Aroya, Colo.....37	Bayard, Nebr., (See So. Bayard).....31	Blue Rapids, Kans.....35	Bucoda, Wash.....6	Castle Rock, Wash.....5	Cline, Utah.....3	Crestline, Nev.....3
Acton, Wash.....81	Arrow, Idaho.....85	Beatrice, Nebr.....23, 35	Blue Springs, Nebr.....23	Buda, Nebr.....1, 2, 33	Cataldo, Idaho.....88	Cloud, Nev.....3	Creston, Wyo.....1, 2
Adams, Ore.....77	■Ascalon, Colo.....17	■Beatty, Idaho.....6	■Bly, Calif.....3	■Budge, Idaho.....61	Cavanaugh, Idaho.....6	Cloyse, Colo.....44, 45	Crockett, Calif.....4
■Adams, Utah.....3	Ash, Wash.....11, 74	■Beaudine, Idaho.....20	Boardman, Ore.....6, 11	Buena, Wash.....81	Cayuse, Ore.....6	Coalville, Utah.....49	Crook, Colo.....5
■Adelaide, Idaho.....6	Ashby, Wash.....74	■Becks, Utah.....19	Boels, Wash.....77, 82	Buena Vista, Utah.....102	Cecil, Ore.....89	Coburn, Utah.....4	■Crooks, Ore.....6
Adrian, Ore.....69	Ashterville, Kans.....39	Beckwith, Wyo.....6	Boise, Ida. C, F, T, U, 6, 8, 12, 67	Buffalo Park, Kans.....17	■Cedar, Idaho.....60	Cochrane, Kans.....36	Cropley, Utah.....50
Afton, Calif.....3	Ashton, Ida.....O, P, R, 20, 48, 54	Beetville, Idaho.....63	Bolles, Wash.....77, 82	Buford, Wyo.....1, 2	Cedar Breaks, Utah	Cody, Nev.....4	Croskey, Wash.....74
Agate, Colo.....17	Aspen, Wyo.....1, 2	Belgrade, Nebr.....25	Bond, Mont.....9, 20	Buhl, Idaho.....60	(See Cedar City, Ut)	■Cobb, Idaho.....6	Crucero, Calif.....73
Agnew, Nebr.....23	Assaria, Kans.....40	Bell, Calif.....100	Bonner Springs, Kans.....17, 23	Buick, Colo.....17	Cedar City, Utah	Cochran, Kans.....41	■Crum, Wash.....85
■Aiken, Idaho.....56	■Athena, Ore.....77	Bellevue, Idaho.....64	Bonneville, Ore.....	■Bull, Idaho.....51	A, D, 3, 98, 105	Codell, Kans.....41	■Cruz, Utah.....3
■Ainsworth, Ore.....6	■Atkinson, Utah.....49	Belmont, Utah.....50	Boone, Nebr.....24	■Bull, Idaho.....51	Cedar Point, Colo.....17	Cokeville, Wyo.....6	Crystal, Idaho.....6
Ajax, Utah.....3	Atwood, Colo.....5	Beloit, Kans.....39	Boone, Wash.....81	Bunell, Colo.....17	Cedar Rapids, Nebr.....25	Colfax, Calif.....4	Crystal, Nev.....3
Albin, Wyo.....31	Auburn, Calif.....4	■Belvidere, Idaho.....67	Borah, Nev.....6	Bunker Hill, Kans.....17	Celilo, Ore.....6, 11	Colfax, Wash.....	■Culdesac, Idaho.....85
Albion, Wash.....76, 84	■Auburn, Colo.....5	Belvidere, Nebr.....34	■Borax, Nev.....3	Burley, Ida.....60, 62, 63	Central City, Nebr.....	Colfax, Wash.....	■Culver, Kans.....41
Albion, Ore.....70	Auburn, Wash.....6	Belvue, Kans.....17	Borden, Utah.....3	■Burmah, Idaho.....65	1, 2, 5, 26	Colfax, Wash.....	■Curry, Ore.....92
Alda, Nebr.....1, 2, 5	Ault, Colo.....18	■Bend, Ore.....92	■Border, Wyo.....6	Burns, Wyo.....1, 2	Central Ferry, Wash.....85	Collins, Calif.....3	■Curvo, Utah.....1, 2
■Alden, Colo.....44	■Austin, Idaho.....58	■Benicia, Calif.....4	Borley, Wyo.....1, 2, 18	Burns, Ore.....70	Centralia, Wash.....6, 9, 93	■Collinston, Utah.....20	■Cutler, Utah.....98
Alexander, Ida.....6	■Austin, Nebr.....29	Bennett, Colo.....17	Bosler, Wyo.....2, 18	■Burrington, Utah.....98	Cerro Grande, Ida.....56	■Collyer, Idaho.....6	■Cutler, Wash.....81
■Alexandria, Nebr.....34	Avon, Utah.....106	■Boulder, Ore.....62	■Boulder, Ore.....62	Bushnell, Nebr.....1, 2	■Chafee, Wash.....81	■Cobb, Wyo.....17	
■Alfalfa Center, Nebr.....	Axtell, Kans.....34	■Boulder City, Nev.....105	■Boulder City, Nev.....105	Butte, Mont.....	Champlin, Utah.....3	■Coburn, Kans.....17	
1, 2, 5	Ayer, Wash.....K, L, T, W, X, 8, 11, 74, 76, 85	Bourbon, Ore.....91	Boulter, Utah.....3	R, S, 8, 9, 20	Chapman, Kans.....17	■Colores, Wyo.....2	
Alicol, Ore.....78	■Bach, Idaho.....20	■Bowmont, Idaho.....66	Boulter, Utah.....3	Buxton, Mont.....9, 20	Chapman, Nebr.....	■Colton, Calif.....3	
Alicia, Kans.....38	■Bade, Ore.....77	■Boyd, Nev.....3	Bowman, Wyo.....31	Byers, Colo.....17	1, 2, 5, 26	■Colton, Nebr.....1, 2	
■Allendale, Idaho.....68	■Badger, Nebr.....23	Boyer Lake, Colo.....43	■Bowmont, Idaho.....66	■Byrne, Idaho.....57	Chappell, Nebr.....1, 2	■Coltman, Idaho.....58	
Almota, Wash.....85	■Badgad, Colo.....17	Boyer, Colo.....17	■Boyd, Nev.....3	Byron, Nev.....3	■Chase, Calif.....3	■Columbus, Nebr., A, B, G, 3, 4, 5, 24, 25, 27	
■Alpowa, Wash.....85	■Bailey, Ore.....6	■Bracken, Nev.....3	■Boyer, Colo.....17	■Cabarton, Idaho.....67	Chatcolet, Idaho.....88	■Commo, Wyo.....1, 2	
■Altair, Kans.....41	Baileyville, Kans.....34	■Bradley, Idaho.....88	■Boyer, Colo.....17	Cache Jct., Utah.....	Chehalis, Wash.....Z, 6	■Concordia, Kans.....38	
Altamont, Wyo.....1, 2	Baker, Ore.....C, F, U, 6, 12	Brady Island, Nebr.....1, 2, 5	■Boyer, Colo.....17	Cairo, Ore.....12, 20, 51	■Chemung, Colo.....17	■Concrete, Ida.....79	
■Alto, Wash.....77	Bakers, Utah.....20	■Brainard, Nebr.....26	■Boyer, Colo.....17	■Cheney, Wash.....K, L, W, 8, 11, 74	Cheney, Wash.....K, L, W, 8, 11, 74	■Condon, Ore.....90	
■Amalgam, Idaho.....60	■Balaam, Idaho.....60	■Brant, Calif.....3	■Boyer, Colo.....17	Cherry Creek, Utah.....50	Cherokee, Wyo.....1, 2	■Connell, Wash.....86	
American Falls, Ida.....6, 12	Balch, Calif.....3	■Bremens, Kans.....34	■Bracken, Nev.....3	■Chester, Wash.....77	Cherokee, Wyo.....1, 2	■Contact, Nev.....60	
American Fork, Utah.....88	Balta, Kans.....17	■Bridal Veil, Ore.....6, 11	■Bradley, Idaho.....88	■Chester, Wash.....77	Cherry Creek, Utah.....50	■Darknell, Wash.....79	
Ames, Nebr.....1, 2, 5	■Balzac, Colo.....5	■Bridgeport, Kans.....40	■Brady Island, Nebr.....1, 2, 5	■Chew, Wash.....11, 74	■Coalida, Idaho.....6	■Darlington, Idaho.....56	
Amherst, Nebr.....32	Bancroft, Idaho.....6	■Bridgeway, Ore.....1, 2	■Brainard, Nebr.....26	Cheyenne, Wyo., A, B, C, D, E, F, J, M, O, 1, 2, 3, 4, 6, 8, 9, 18, 31	■Coalinga, Idaho.....6	■Darrow, Colo.....42, 43	
■Amsterdam, Idaho.....60	Banks, Idaho.....67	■Bridgeway, Ore.....1, 2	■Brainard, Nebr.....26	Cheyenne Wells, Colo.....17	■Cooper, Colo.....5	■Darr, Nebr.....31	
Anaheim, Calif., A, D, 101	Bannock, Idaho.....6	■Brighton, Utah.....12, 20, 50	■Brainard, Nebr.....26	Cheyenne Wells, Colo.....17	■Cooper Lake, Wyo., 1, 2	■Davenport, Nebr.....3, 4	
Anan, Nebr.....34	■Barclay, Nev.....3	Brighton, Colo.....5, 18	■Brainard, Nebr.....26	Chicago, Ill., A, B, C, G, K, M, O, 1, 2, 3, 4, 5, 6, 8, 9	■Corinne, Utah.....50	■David City, Nebr.....26	
■Anderson, Idaho.....20	■Bard, Nev.....3	Broadwater, Nebr.....31	■Brainard, Nebr.....26	■Chubbuck, Idaho.....20	■Cork, Calif.....3	■Davis, Calif.....4	
Ankeny, Wash.....11, 74	■Barlow, Idaho.....58	■Brookhoff, Nebr.....31	■Brainard, Nebr.....26	Church Buttes, Wyo.....1, 2, 5, 26	■Corlett Jct., Wyo., 1, 2	■Davis, Wyo.....46	
■Antelope, Wyo.....1, 2	■Barnston, Nebr.....23	■Brogan, Ore.....70	■Brainard, Nebr.....26	■Canyon, Wash.....77	■Cornell, Idaho.....45	■Dawes, Calif.....3	
Apex, Mont.....20	■Barnett, Ore.....90	■Brookville, Kans.....17	■Brainard, Nebr.....26	■Canyon, Wyo.....46	■Cornish, Colo.....44	■Day, Ore.....6	
Apex, Nev.....3	■Barnhart, Ore.....6	■Broughton, Kans.....38	■Brainard, Nebr.....26	■Carden Kans.....34	■Corral, Idaho.....65	■Days, Wyo.....6	
■Appleton, Idaho.....61	■Barnesville, Colo.....44	■Brown, Nev.....3	■Brainard, Nebr.....26	■Carleton, Nebr.....34	■Cortland, Idaho.....20	■Dayton, Wash.....82, 83	
■Apple Valley, Ida.....6	■Barstow, Calif.....61	■Brownland, Kans.....38	■Brainard, Nebr.....26	■Carlin, Nev.....4	■Cortland, Wyo.....23	■DeLo, Idaho.....62	
■Ara, Colo.....42	■Bartello, Calif.....3	■Brownson, Mont.....20	■Brainard, Nebr.....26	■Carlson, Wyo.....6	■Cosgriff, Nebr.....6	■Deer Trail, Colo.....17	
■Arapahoe, Colo.....17	■Barton, Nebr.....5	■Brownson, Nebr.....1, 2	■Brainard, Nebr.....26	■Carneiro, Kans.....17	■Cosmopolis, Wash.....93	■Deer, Nev.....4	
■Arcadia, Ore.....56		■Broxon, Idaho.....6	■Brainard, Nebr.....26	■Carp, Nev.....3	■Cotesfield, Nebr.....28	■Delaplain, Nev.....60	
■Archer, Wyo.....1, 2		■Brule, Nebr.....	■Brainard, Nebr.....26	■Carr, Colo.....18	■Cotton, Idaho.....20	■Dali, Mont.....9, 20	
■Arco, Idaho.....56			■Brainard, Nebr.....26	■Carr, Colo.....18	■Cottonwood, Idaho.....85	■Dalmaus, Nev.....107	
■Arcola, Kans.....17			■Brainard, Nebr.....26	■Carrolls, Wash.....6	■Coulam, Idaho.....20	■Dalton, Kans.....23	
■Arden, Nev.....3			■Brainard, Nebr.....26	■Carter, Wyo.....1, 2	■Council Bluffs, Ia., 1, 2, 3, 4, 5, 6, 23, 26	■Delta, Utah.....98, 104	
■Arena, Colo.....17			■Brainard, Nebr.....26		■County Farm, Calif.....100	■De Moss, Ore.....91	
■Armo, Idaho.....20			■Brainard, Nebr.....26		■Cowles, Wash.....74	■Denman, Nebr.....33	
■Arling, Idaho.....67			■Brainard, Nebr.....26		■Cozad, Nebr.....1, 2, 5	■Dennis, Ore.....70	
			■Brainard, Nebr.....26			■Dent, Colo.....43	

Page No.	Page No.	Page No.	Page No.	Page No.	Page No.	Page No.	Page No.
Vardi, Kans.....39	Wahsatch, Utah...1, 2	Wamego, Kans....17	Watkins, Colo....17	Weston, Ore.....77	Williamstown, Kans.....17, 23	Wood River, Nebr.....1, 2, 5	(Yellowstone Nat. P'k) C, F, O, P, R, 6, 20, 48
Verne, Wyo.....1, 2	Waitsburg, Wash.82, 83	Wamsutter, Wyo..1, 2	Watt, Idaho.....88	West Tenino, Wash.6	Willows, Ore.....6	Woodruff, Idaho...50	Yermo, Calif.....3
Vesper, Kans.....41	Wakeeey, Kans...17	Wann, Nev.....3	Wawawai, Wash...85	West Yellowstone, Mont...C, F, O, P, R, 6, 20, 48	Willow Island, Nebr.....1, 2, 5	Woods Cross, Utah.19	Yocemento, Kans...17
Veteran, Wyo....31	Wakefield, Kans...38	Wanship, Utah...49	Weatherby, Ore...6	Whitman, Wash...75	Wilson, Kans.....17	Woodville, Nebr...24	Yoder, Wyo.....31
Vico, Wyo.....1, 2	Walcott, Wyo, 1, 2, 46	Wapello, Idaho...20	Webster, Utah...51	Whitney, Idaho...51	Wing, Ore.....6	Wooley's Idaho...6	York, Utah.....98
Victor, Ida...O, P, 54	Waldo, Kans.....41	Wapi, Idaho.....6	Weir, Colo.....1, 2	Whittier Jct, Calif..3	Winona, Wash...76, 77	Workman, Calif...100	Young, Idaho.....42
Victoria, Kans...17	Walker, Idaho...57	Warm River, Idaho.48	Weiser, Ida..6, 12, 79	Whitlox, Ore.....91	Winona, Kans.....17	Wyoming, Wyo...1, 2	Yutan, Nebr...23, 26
Victorville, Calif...3	Walker, Kans...17	Warner, Utah...3	Welby, Colo.....43	Wilcox, Wyo.....1, 2	Winona, Wash...76, 77	Wyoming, Wyo...1, 2	Zane, Utah.....3
Vigo, Nev.....3	Wallace, Idaho...88	Warnerville, Nebr.27	Weldona, Colo...5	Wilcox, Wyo.....1, 2	Wisner, Ore.....70	Wyoming, Wyo...1, 2	Zenda, Idaho.....20
Villard, Wash...81	Wallace, Kans...17	Wasco, Ore.....91	Wells, Nev.....4, 60	Wild Cat, Colo...1, 2	Wood, Idaho.....6	Wyoming, Wyo...1, 2	Zenda, Utah.....3
Vincent, Ore.....78	Walla Walla, Wash., K, L, W, 6, 8, 12, 75, 77, 81, 82, 83, 86	Wasio, Ore.....91	Wells, Wash.....74	Wild Horse, Colo...17	Woodin, Mont...20	Wyoming, Wyo...1, 2	Zillah, Wash...81
Viriden, Idaho...56	Wallawa, Ore.....78	Washtucna, Wash...86	Wellsville, Utah...51	Willard, Idaho...48	Woodland, Ida...79	Wyoming, Wyo...1, 2	Zion National Park, Ut. (See Cedar City, Ut.)
Virginia, Idaho...20	Wallula, Wash., K, L, T, W, X, 8, 11, 74, 75, 76, 81, 85, 86	Waterloo, Nebr.1, 2, 5	Wendell, Idaho...61	Willard, Utah...20, 50	Woodland, Wash...6	Wyoming, Wyo...1, 2	Zurich, Kan...41
Voda, Kans...17	Walnut, Calif.....3	Watertown, Nebr...32	Weskan, Kans...17				
Vroman, Nebr.1, 2, 5	Walters, Wash...77	Wathena, Kans...34	Wesleyan, Kans...40				
Wade, Ore.....78			West, Utah.....51				
Wahoo, Nebr...23, 26			Westland, Ore...6				
			Weston, Idaho...20				
			Weston, Nebr...23, 26				

Army, Navy and Marine Corps Bases, Training Camps, etc., Served by Union Pacific Railroad (and Connections)

Benicia Arsenal, Benicia, Calif.	Fort Douglas, Salt Lake City, Utah.	Keyport Marine Barracks, Seattle, Wash.
Boeing Field, Seattle, Wash.	Fort Flagler, Seattle, Wash.	Lindbergh Field, San Diego, Calif
Bremerton Navy Yard, Bremerton, Wash.	Fort Francis E. Warren, Cheyenne, Wyo.	Lowry Field, Bunell and Denver, Colo.
Camp Bonneville, Boise, Idaho.	Fort Funston, San Francisco, Calif.	March Field, Riverside, Calif.
Camp Bonneville, Vancouver, Wash.	Fort George Wright, Spokane, Wash.	Mare Island Navy Yard, Crockett, Calif.
Camp Callan, Linda Vista, Calif.	Fort Lawton, Seattle, Wash.	Mather Field, Mills, Calif.
Camp Clatsop, Warrenton, Ore.	Fort Leavenworth, Leavenworth, Kan.	McCarran Field, Las Vegas, Nev.
Camp Haan, Riverside, Calif.	Fort Lewis, Tacoma, Wash.	McChord Field, Tacoma, Wash.
Camp Lawrence J. Hearn, San Diego, Calif.	Fort Logan, Denver, Colo.	McClellan Field, Sacramento, Calif.
Camp McQuaide, Watsonville, Calif.	Fort MacArthur, San Pedro, Calif.	Moffett Field, Moffett Field, Calif.
Camp Murray, Tacoma, Wash.	Fort McDowell, Angel Island, Calif.	Ogden Ordnance Depot, Ogden, Utah.
Camp Roberts, San Miguel, Calif.	Fort Mason, San Francisco, Calif.	Pearson Field, Vancouver, Wash.
Camp San Luis Obispo, San Luis Obispo, Calif.	Fort Miley, San Francisco, Calif.	Pendleton Field, Pendair and Pendleton, Ore.
Camp Sibert, Boulder City, Nev.	Fort Omaha, Omaha, Nebr.	Point Loma Radio Station, San Diego, Calif.
Camp W. G. Williams, Salt Lake City, Utah.	Fort Ord, Monterey, Calif.	Portland-Columbia Airport, Fir and Portland, Ore.
Chollas Heights, San Diego, Calif.	Fort Riley, Fort Riley, Kan.	Presidio of Monterey, Monterey, Calif.
Clover Field, Santa Monica, Calif.	Fort Rosecrans, Point Loma, Calif	Presidio of San Francisco, San Francisco, Calif.
Crissey Field, Presidio of San Francisco, Calif.	Fort Stevens, Warrenton, Ore.	Ream Field, San Diego, Calif.
Daugherty Field, Long Beach, Calif.	Fort Townsend, Seattle, Wash.	Richards Field, Kansas City, Kan.
Destroyer Base, San Diego, Calif.	Fort Ward, Seattle, Wash.	Rockwell Field, San Diego, Calif.
Fairfax Air Base, Kansas City, Kan.	Fort Whitman, Mt. Vernon, Wash.	San Diego Marine Barracks, San Diego, Calif.
Fort Baker, San Francisco, Calif.	Fort Winfield Scott, San Francisco, Calif.	San Diego Naval Opr. Base, San Diego, Calif.
Fort Barry, San Francisco, Calif.	Fort Worden, Seattle, Wash.	Sharps Lane Field, Stockton, Calif.
Fort Canby, Warrenton, Ore.	Geiger Field, Spokane, Wash.	Stockton Field, Stockton, Calif.
Fort Casey, Seattle, Wash.	Gowen Field, Boise, Idaho	Sunset Field, Spokane, Wash.
Fort Columbia, Warrenton, Ore.	Hamilton Field, DeWitt, Calif.	Umatilla Ordnance Depot, Ordnance, Ore.
Fort Cronkhite, San Francisco, Calif.	Hill Field, Ogden, Utah.	Vancouver Barracks, Vancouver, Wash.
Fort Crook, Omaha, Nebr.	Hunter Liggett Res., San Luis Obispo, Calif.	Wendover Field, Wendover, Utah.

For a complete military map of the United States, without cost, ask any Union Pacific representative, or address:

W. S. BASINGER, General Passenger Traffic Manager
Union Pacific Railroad, Omaha, Nebr.

Union Pacific *Streamliner* Schedules

Extra Fare Trains between Chicago and Los Angeles

Westbound—Read Down										Eastbound—Read Up													
Streamliner City of Los Angeles Same Sailing Dates Each Month See Calendar Page 7										Streamliner No. 103 ● ◆	See page 16 for information on Los Angeles Streamliner special sailings for Christmas and New Years.	Streamliner No. 104 ● ◆	Streamliner City of Los Angeles Same Sailing Dates Each Month See Calendar Page 7										
3	6	9	12	15	18	21	24	27	Last Day				5	8	11	14	17	20	23	26	29	Day	
3	6	9	12	15	18	21	24	27	1	6.15	Lv Chicago (C.T.)	Ill. Ar	12.15	5	8	11	14	17	20	23	26	29	2
3	6	9	12	15	18	21	24	27	1	8.22	Lv Clinton	Ia. Ar	10.00	5	8	11	14	17	20	23	26	29	2
3	6	9	12	15	18	21	24	27	1	9.34	Lv Cedar Rapids	Ia. Ar	8.43	5	8	11	14	17	20	23	26	29	2
3	6	9	12	15	18	21	24	27	1	11.11	Lv Ames	Ia. Ar	7.03	5	8	11	14	17	20	23	26	29	2
3	6	9	12	15	18	21	24	27	1	11.31	Lv Boone	Ia. Ar	6.50	5	8	11	14	17	20	23	26	29	2
4	7	10	13	16	19	22	25	28	1	1.51	Ar Omaha	Neb. Lv	4.30	5	8	11	14	17	20	23	26	29	2
Union Pacific												5	8	11	14	17	20	23	26	29	2		
4	7	10	13	16	19	22	25	28	1	2.00	Lv Omaha	Neb. Ar	4.20	5	8	11	14	17	20	23	26	29	2
4	7	10	13	16	19	22	25	28	1	4.01	Lv Grand Island	Neb. Lv	2.15	5	8	11	14	17	20	23	26	29	2
4	7	10	13	16	19	22	25	28	1	5.55	Ar North Platte (C.T.)	Neb. Lv	12.29	5	8	11	14	17	20	23	26	29	2
4	7	10	13	16	19	22	25	28	1	4.56	Lv North Platte (M.T.)	Neb. Ar	11.28	4	7	10	13	16	19	22	25	28	1
4	7	10	13	16	19	22	25	28	1	6.40	Lv Sidney	Neb. Lv	9.44	4	7	10	13	16	19	22	25	28	1
4	7	10	13	16	19	22	25	28	1	8.25	Ar Cheyenne	Wyo. Lv	8.18	4	7	10	13	16	19	22	25	28	1
4	7	10	13	16	19	22	25	28	1	8.35	Ar Cheyenne	Wyo. Ar	8.08	4	7	10	13	16	19	22	25	28	1
4	7	10	13	16	19	22	25	28	1	10.00	Lv Laramie	Wyo. Lv	6.50	4	7	10	13	16	19	22	25	28	1
4	7	10	13	16	19	22	25	28	1	11.47	Lv Rawlins	Wyo. Lv	4.48	4	7	10	13	16	19	22	25	28	1
4	7	10	13	16	19	22	25	28	1	1.58	Lv Green River	Wyo. Lv	2.35	4	7	10	13	16	19	22	25	28	1
4	7	10	13	16	19	22	25	28	1	3.45	Lv Evanston	Wyo. Lv	12.55	4	7	10	13	16	19	22	25	28	1
4	7	10	13	16	19	22	25	28	1	5.20	Ar Ogden	Utah Lv	11.20	4	7	10	13	16	19	22	25	28	1
4	7	10	13	16	19	22	25	28	1	5.30	Lv Ogden	Utah Ar	11.07	4	7	10	13	16	19	22	25	28	1
4	7	10	13	16	19	22	25	28	1	6.05	Ar Salt Lake City	Utah Lv	10.29	4	7	10	13	16	19	22	25	28	1
4	7	10	13	16	19	22	25	28	1	6.10	Lv Salt Lake City	Utah Ar	10.24	4	7	10	13	16	19	22	25	28	1
4	7	10	13	16	19	22	25	28	1	10.23	Lv Caliente (P.T.)	Nev. Ar	4.04	4	7	10	13	16	19	22	25	28	1
5	8	11	14	17	20	23	26	29	2	1.08	Ar Las Vegas	Nev. Lv	1.22	4	7	10	13	16	19	22	25	28	1
5	8	11	14	17	20	23	26	29	2	6.16	Ar San Bernardino	Cal. Lv	8.08	3	6	9	12	15	18	21	24	27	2
5	8	11	14	17	20	23	26	29	2	7.35	Ar East Los Angeles	Cal. Lv	6.50	3	6	9	12	15	18	21	24	27	2
5	8	11	14	17	20	23	26	29	2	8.00	Ar Los Angeles	Cal. Lv	6.30	3	6	9	12	15	18	21	24	27	2
5	8	11	14	17	20	23	26	29	2	8.10	Ar Pasadena	Cal. Lv	5.55	3	6	9	12	15	18	21	24	27	2
5	8	11	14	17	20	23	26	29	2	8.40	Ar Glendale	Cal. Lv	5.20	3	6	9	12	15	18	21	24	27	2
5	8	11	14	17	20	23	26	29	2	8.40	Ar Anaheim	Cal. Lv	5.30	3	6	9	12	15	18	21	24	27	2
5	8	11	14	17	20	23	26	29	2	8.25	Ar Long Beach	Cal. Lv	5.35	3	6	9	12	15	18	21	24	27	2
5	8	11	14	17	20	23	26	29	2	8.50	Ar San Pedro	Cal. Lv	4.55	3	6	9	12	15	18	21	24	27	2

Extra Fare Trains between Chicago and San Francisco

Westbound—Read Down										Eastbound—Read Up													
Streamliner City of San Francisco Same Sailing Dates Each Month See Calendar Page 7										Streamliner No. 101 ● ◆	See page 16 for information on San Francisco Streamliner special sailings for Christmas.	Streamliner No. 102 ● ◆	Streamliner City of San Francisco Same Sailing Dates Each Month See Calendar Page 7										
2	5	8	11	14	17	20	23	26	29				4	7	10	13	16	19	22	25	28	31	
2	5	8	11	14	17	20	23	26	29	7.45	Lv Chicago (C.T.)	Ill. Ar	9.30	4	7	10	13	16	19	22	25	28	31
2	5	8	11	14	17	20	23	26	29	9.52	Lv Clinton	Iowa Ar	7.15	4	7	10	13	16	19	22	25	28	31
2	5	8	11	14	17	20	23	26	29	11.04	Lv Cedar Rapids	Iowa Ar	5.58	4	7	10	13	16	19	22	25	28	31
3	6	9	12	15	18	21	24	27	30	12.41	Lv Ames	Iowa Ar	4.13	4	7	10	13	16	19	22	25	28	31
3	6	9	12	15	18	21	24	27	30	1.01	Lv Boone	Iowa Ar	4.05	4	7	10	13	16	19	22	25	28	31
3	6	9	12	15	18	21	24	27	30	3.20	Ar Omaha	Neb. Lv	1.45	4	7	10	13	16	19	22	25	28	31
Union Pacific												4	7	10	13	16	19	22	25	28	31		
3	6	9	12	15	18	21	24	27	30	3.30	Lv Omaha	Neb. Ar	1.35	4	7	10	13	16	19	22	25	28	31
3	6	9	12	15	18	21	24	27	30	5.31	Lv Grand Island	Neb. Lv	11.30	3	6	9	12	15	18	21	24	27	30
3	6	9	12	15	18	21	24	27	30	7.25	Ar North Platte (C.T.)	Neb. Lv	9.44	3	6	9	12	15	18	21	24	27	30
3	6	9	12	15	18	21	24	27	30	6.28	Lv North Platte (M.T.)	Neb. Ar	8.43	3	6	9	12	15	18	21	24	27	30
3	6	9	12	15	18	21	24	27	30	8.10	Lv Sidney	Neb. Lv	6.59	3	6	9	12	15	18	21	24	27	30
3	6	9	12	15	18	21	24	27	30	9.55	Ar Cheyenne	Wyo. Lv	5.33	3	6	9	12	15	18	21	24	27	30
3	6	9	12	15	18	21	24	27	30	10.05	Ar Cheyenne	Wyo. Ar	5.23	3	6	9	12	15	18	21	24	27	30
3	6	9	12	15	18	21	24	27	30	11.30	Lv Laramie	Wyo. Lv	4.03	3	6	9	12	15	18	21	24	27	30
3	6	9	12	15	18	21	24	27	30	1.19	Lv Rawlins	Wyo. Lv	2.03	3	6	9	12	15	18	21	24	27	30
3	6	9	12	15	18	21	24	27	30	3.33	Lv Green River	Wyo. Lv	11.50	3	6	9	12	15	18	21	24	27	30
3	6	9	12	15	18	21	24	27	30	5.20	Lv Evanston	Wyo. Lv	10.10	3	6	9	12	15	18	21	24	27	30
3	6	9	12	15	18	21	24	27	30	6.55	Ar Ogden (M.T.)	Utah Lv	8.35	3	6	9	12	15	18	21	24	27	30
Southern Pacific												4	7	10	13	16	19	22	25	28	31		
3	6	9	12	15	18	21	24	27	30	6.05	Lv Ogden (P.T.)	Utah Ar	7.25	3	6	9	12	15	18	21	24	27	30
4	7	10	13	16	19	22	25	28	*	2.46	Ar Reno	Cal. Lv	10.25	2	5	8	11	14	17	20	23	26	29
4	7	10	13	16	19	22	25	28	*	7.10	Ar Sacramento	Cal. Lv	5.53	2	5	8	11	14	17	20	23	26	29
4	7	10	13	16	19	22	25	28	*	8.39	Ar Berkeley	Cal. Lv	4.30	2	5	8	11	14	17	20	23	26	29
4	7	10	13	16	19	22	25	28	*	8.49	Ar Oakland (16th St.)	Cal. Lv	4.22	2	5	8	11	14	17	20	23	26	29
4	7	10	13	16	19	22	25	28	*	9.30	Ar San Francisco	Cal. Lv	3.45	2	5	8	11	14	17	20	23	26	29

Footnotes

◆ Reservations for space, Pullman or coach, should be applied for as much in advance as possible. The "City of Los Angeles" and the "City of San Francisco" are operated primarily for through passengers and will not carry local passengers between points east of Ogden; except that passengers with regular rail tickets from Cheyenne or west thereof destined to Chicago or east thereof, or the reverse, will be carried if they purchase extra fare tickets between Ogden and Chicago. If vacant space (Pullman or coach) is available 48 hours prior to departure from terminal, it may be sold from intermediate scheduled stops westbound to Ogden and points beyond, or eastbound from points between Los Angeles and Ogden, or 24 hours prior to departure eastbound from points between San Francisco and Ogden, to any scheduled stop. Reduced fare tickets for clergy, charity, etc., are not honored on these trains.

● Persons using "City of Los Angeles," "City of San Francisco," and the "City of Portland," should ask Baggage Agents or any U. P. Representative listed on pages 62-63 of this folder to attach to each piece of checked baggage a distinctive tag indicating train on which it is to be handled.

Note A—See pages 8 to 13, and 20, for Streamliner equipment; 58 to 61 for fares and rates.

⊕ Stops only to take or let off paying passengers to or from Ogden and west.

△ Stops only to let off paying passengers.

* Arrives at these points on the 31st of a 31-day month, or on the 1st following a 30-day month.

▲ Motor Bus connection at East Los Angeles. Also see tables 99, 100 and 101.

(C.T.) Central time. (M.T.) Mountain time. (P.T.) Pacific time.

Union Pacific *Streamliner* Schedules

The Streamliner City of Portland

Westbound—Read Down		(See Note A)		Eastbound—Read Up	
Same Sailing Dates Each Mo See Calendar This Page	Stream-liner No. 1	Between CHICAGO and PORTLAND No Extra Fare	Stream-liner No. 2	Same Sailing Dates Each Mo See Calendar This Page	
C. & N. W.					
4 10 16 22 28	6.15	Lv Chicago (C.T.) Ill. Ar	12.15	3 9 15 21 27	
4 10 16 22 28	8.22	Lv Clinton Ia. Ar	10.00	3 9 15 21 27	
4 10 16 22 28	9.34	Lv Cedar Rapids Ia. Ar	8.43	3 9 15 21 27	
4 10 16 22 28	11.31	Lv Boone Ia. Lv	6.50	3 9 15 21 27	
5 11 17 23 29	1.51	Ar Omaha Neb. Lv	4.30	3 9 15 21 27	
Union Pacific					
5 11 17 23 29	2.00	Lv Omaha Neb. Ar	4.20	3 9 15 21 27	
5 11 17 23 29	4.01	Lv Grand Island Neb. Lv	2.15	3 9 15 21 27	
5 11 17 23 29	5.55	Ar North Platte (C.T.) Neb. Lv	12.29	3 9 15 21 27	
5 11 17 23 29	4.56	Lv North Platte (M.T.) Neb. Ar	11.28	2 8 14 20 26	
5 11 17 23 29	6.40	Lv Sidney Neb. Lv	9.44	8 14 20 26	
5 11 17 23 29	8.25	Ar Cheyenne Wyo. Lv	8.18	8 14 20 26	
5 11 17 23 29	8.35	Ar Cheyenne Wyo. Ar	8.08	8 14 20 26	
5 11 17 23 29	10.00	Lv Laramie Wyo. Lv	6.50	8 14 20 26	
5 11 17 23 29	11.47	Lv Rawlins Wyo. Lv	4.48	8 14 20 26	
5 11 17 23 29	1.58	Lv Green River Wyo. Lv	2.35	8 14 20 26	
5 11 17 23 29	6.25	Lv Pocatello Ida. Lv	10.00	8 14 20 26	
5 11 17 23 29	10.37	Lv Boise Ida. Lv	5.49	8 14 20 26	
6 12 18 24 30	12.30	Ar Huntington (M.T.) Ore. Lv	4.10	2 8 14 20 26	
5 11 17 23 29	11.32	Lv Huntington (P.T.) Ore. Ar	3.08	2 8 14 20 26	
5 12 18 24 30	3.58	Lv Pendleton Ore. Lv	10.36	1 7 13 19 25	
6 12 18 24 30	8.00	Ar Portland Ore. Lv	6.30	1 7 13 19 25	
6 12 18 24 30	8.30	Lv Portland Ore. Ar	5.00	1 7 13 19 25	
6 12 18 24 30	1.04	Ar Tacoma Wash. Lv	1.54	1 7 13 19 25	
6 12 18 24 30	2.20	Ar Seattle Wash. Lv	1.00	1 7 13 19 25	

Reservations for space, Pullman or coach, should be applied for as much in advance as possible. Tickets for or between intermediate stations will not be sold for the "City of Denver" until day of departure from terminal, if and when space is available. If space is available on the "City of Portland" 48 hours prior to departure from terminal it may be sold for or between intermediate stations. This applies to both coach and Pullmans. Reduced fare tickets for clergy, charity, etc., are honored on the "City of Denver", but not on the "City of Portland."

Regular steam train; for additional train service see page 27.

Note A—See pages 8 to 13, and 20, for Streamliner equipment; 58 to 61 for fares and rates.

Persons using "City of Los Angeles," "City of San Francisco," and the "City of Portland" should ask Baggage Agents or any U. P. Representative listed on pages 62-63 of this folder to attach to each piece of checked baggage a distinctive tag indicating train on which it is to be handled.

(C.T.) Central time. (M.T.) Mountain time. (P.T.) Pacific time.

Special Service Charges on Streamliners "City of Los Angeles" and "City of San Francisco"

(Charges shown do not include federal tax)

BETWEEN AND— See Note on page 6.	Chicago, Ill.	Omaha, Neb.	G. Island, Neb.	N. Platte, Neb.	Cheyenne, Wyo.	Laramie, Wyo.	Rawlins, Wyo.	Gr. River, Wyo.	Evanson, Wyo.	Ogden, Utah	Salt Lake City, Utah
Ogden, Utah..... Sleeper	10.50	6.75	6.00	4.50	3.75	3.00	3.00	3.00	2.25	1.50	
Coach	3.50	2.25	2.00	1.50	1.25	1.00	1.00	1.00	.75	.50	
Salt Lake City, Ut Sleeper	10.50	6.75	6.00	4.50	3.75	3.00	3.00	3.00	2.25	1.50	1.50
Coach	3.50	2.25	2.00	1.50	1.25	1.00	1.00	1.00	.75	.50	.50
Las Vegas, Nev. Sleeper	12.75	9.00	7.50	6.75	6.00	5.25	5.25	4.50	3.75	3.75	3.00
Coach	4.25	3.00	2.50	2.25	2.00	1.75	1.75	1.50	1.25	1.25	1.00
San Ber'dino, Cal. Sleeper	15.00	10.50	9.75	8.25	7.50	6.75	6.75	6.00	5.25	5.25	3.75
Coach	5.00	3.50	3.25	2.75	2.50	2.25	2.00	1.75	1.75	1.25	1.25
Los Angeles, Cal. Sleeper	15.00	11.25	10.50	9.00	8.25	7.50	7.50	6.75	6.00	6.00	4.50
Coach	5.00	3.75	3.50	3.00	2.75	2.50	2.50	2.25	2.00	2.00	1.50
Reno, Nev. Sleeper	12.75	9.00	7.50	6.75	6.00	5.25	5.25	4.50	4.50	4.50	3.75
Coach	4.25	3.00	2.50	2.25	2.00	1.75	1.75	1.50	1.50	1.50	1.25
Sacramento, Cal. Sleeper	14.25	10.50	9.75	8.25	7.50	6.75	6.75	6.00	6.00	6.00	5.25
Coach	4.75	3.50	3.25	2.75	2.50	2.25	2.25	2.00	2.00	2.00	1.75
San Francisco, Cal. Sleeper	15.00	11.25	10.50	9.00	8.25	7.50	7.50	6.75	6.75	6.75	6.00
Coach	5.00	3.75	3.50	3.00	2.75	2.50	2.50	2.25	2.25	2.25	2.00

The Streamliner City of Denver

Westbound—Read Down		(See Note A)		Eastbound—Read Up	
Stream-liner No. 111 Daily	Between CHICAGO and DENVER No Extra Fare	Stream-liner No. 112 Daily			
C. & N. W.					
6.20	Lv Chicago (C. T.) Ill. Ar	8.33			
	Lv Oak Park Ill. Ar	8.10			
7.52	Lv Dixon Ill. Ar	6.48			
8.04	Lv Sterling Ill. Ar	6.36			
8.32	Lv Clinton Iowa Ar	6.10			
9.42	Lv Cedar Rapids Iowa Ar	4.53			
10.46	Lv Marshalltown Iowa Ar	3.46			
11.20	Lv Ames Iowa Ar	3.13			
11.42	Lv Boone Iowa Lv	3.00			
1.46	Ar Council Bluffs Iowa Lv	12.55			
2.01	Ar Omaha Neb. Lv	12.45			
Union Pacific					
2.10	Lv Omaha Neb. Ar	12.35			
M 3.19	Lv Columbus Neb. Lv	11.16			
4.10	Lv Grand Island Neb. Lv	10.30			
4.46	Lv Kearney Neb. Lv	9.56			
6.02	Ar North Platte (C.T.) Neb. Lv	8.45			
5.08	Lv North Platte (M.T.) Neb. Ar	7.43			
6.17	Lv Julesburg Colo. Lv	6.40			
7.11	Ar Sterling Colo. Lv	5.54			
D 7.46	Ar Fort Morgan Colo. Lv				
8.26	Ar La Salle Colo. Lv	4.37			
9.20	Ar Denver Colo. Lv	3.55			

The Streamliner City of Salina

Westbound—Read Down		(See Note A)		Eastbound—Read Up	
Stream-liner No. 99 Daily	Between KANSAS CITY, TOPEKA and SALINA No Extra Fare	Stream-liner No. 100 Daily			
Central Time					
5.00	Lv Kansas City (Un. Pac.) Mo. Ar	10.30			
5.05	Lv Kansas City Kan. Lv	f 10.22			
5.42	Lv Lawrence " Lv	9.46			
6.12	Ar Topeka " Lv	9.18			
6.12	Lv Topeka " Ar	9.18			
f 6.32	Lv St Mary " Lv	B 8.51			
f 6.43	Lv Wamego " Lv	f 8.38			
6.58	Lv Manhattan " Lv	8.22			
f 7.17	Lv Fort Riley " Lv	8.01			
7.30	Lv Junction City " Lv	7.55			
f 7.45	Lv Chapman " Lv	G 7.38			
H 7.51	Lv Detroit " Lv	G 7.32			
7.58	Lv Abilene " Lv	7.27			
f 8.09	Lv Solomon " Lv	G 7.16			
8.30	Ar Salina (Un. Pac.) Kan. Lv	7.00			

B Stops to take or let off paying passengers to or from regular or flag stops.
 D Stops to let off paying passengers from Omaha or east thereof.
 G Stops to take paying passengers for Junction City and east. (f) Stops only on signal.
 H Stops to let off paying passengers from regular stops east of Detroit.
 M Stops to let off paying passengers from Chicago or east thereof.

SPEED — COMFORT — ECONOMY

IN STREAMLINER COACH TRAVEL

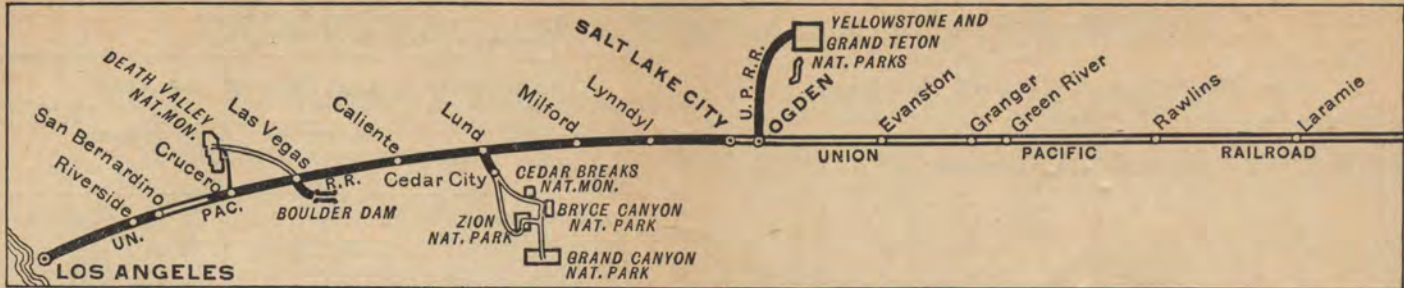
Between Chicago and Denver—Daily.
 Between Chicago and Los Angeles—Every third day.
 Between Chicago and San Francisco—Every third day.
 Between Chicago and Portland—Every sixth day.
 (The California Streamliners are "extra fare" trains)

1941 NOVEMBER 1941						
SUN	MON	TUE	WED	THU	FRI	SAT
						1
2	3	4	5	6	7	8
9	10	11	12	13	14	15
16	17	18	19	20	21	22
23	24	25	26	27	28	29

1941 DECEMBER 1941						
SUN	MON	TUE	WED	THU	FRI	SAT
	1	2	3	4	5	6
7	8	9	10	11	12	13
14	15	16	17	18	19	20
21	22	23	24	25	26	27
28	29	30	31			

1942 JANUARY 1942						
SUN	MON	TUE	WED	THU	FRI	SAT
				1	2	3
4	5	6	7	8	9	10
11	12	13	14	15	16	17
18	19	20	21	22	23	24
25	26	27	28	29	30	31

1942 FEBRUARY 1942						
SUN	MON	TUE	WED	THU	FRI	SAT
1	2	3	4	5	6	7
8	9	10	11	12	13	14
15	16	17	18	19	20	21
22	23	24	25	26	27	28



CHICAGO to LOS ANGELES via Omaha

Table A		Streamliner City of Los Angeles 103 Example	Los Angeles Limited 7 Daily Example	The Challenger 717 Daily Example	Pacific Limited 21 Daily Example
For complete schedules see tables 1, 2 and 3					
C. & N. W.					
Lv Chicago (C.T.)	6.15 SUN		10.25 SUN	10.20 SUN	11.35 SUN
Ar Omaha	1.51 MON		10.00 MON	9.55 MON	10.55 SUN
C. & N. W. Line					
Lv Minneapolis		(201-2-201)	(201-2-201)	(203-10-203)	
" St. Paul		8.05 SUN	8.05 SUN	8.40 SUN	
" Sioux City		4.20 MON	4.20 MON	5.35 "	
Ar Omaha		7.15 "	7.15 "	8.00 "	
Union Pacific					
Lv Omaha	2.00 MON	10.25 MON	10.35 MON	11.20 SUN	
" Fremont		11.10 "	f 11.20 "	12.01 MON	
" Columbus		12.01 "	12.11 "	12.48 "	
" Grand Island	4.01 MON	1.17 "	1.27 "	2.07 "	
" Kearney		2.10 "	2.22 "	3.00 "	
Ar No. Platte (C.T.)	5.55 MON	3.50 "	4.05 "	4.45 "	
Lv No. Platte (M.T.)	4.56 "	3.00 "	3.15 "	4.05 "	
" Sidney	6.40 "	5.32 "	5.52 "	7.45 "	
Ar Cheyenne	8.25 "	7.45 "	8.05 "	10.30 "	
Lv St. Louis (Wab) (C. T.)		4.00 SUN	4.00 SUN	4.00 SUN	
Lv Kansas City (Un. Pac.)		11.55 SUN	11.55 SUN	10.00 SUN	
Lv Denver (M.T.)		5.45 MON	5.45 MON	8.55 MON	
Lv Cheyenne		8.35 MON	8.20 "	11.15 "	
" Laramie		10.00 "	9.59 MON	12.55 "	
" Rawlins		11.47 MON	12.19 TUE	3.30 "	
" Rock Springs		2.47 "	2.57 "	5.50 "	
" Green River		3.30 "	3.45 "	6.45 "	
" Evanston		3.45 "	5.05 "	9.15 "	
Ar Ogden		5.20 "	8.05 "	11.15 "	
Lv Ogden		5.30 "	8.35 "	11.55 MON	
Ar Salt Lake		6.05 "	9.30 "	12.45 TUE	
Ar Salt Lake	11.25 SUN	6.10 MON	10.00 "	10.05 "	1.15 "
Ar Lyndyl	1.55 MON		1.05 "	1.20 "	4.18 "
Ar Milford	3.50 "		3.30 "	3.50 "	6.13 "
Ar Lund	4.44 "		f 4.26 "	f 4.46 "	f 7.10 "
Ar Cedar City	6.15 "		6.00 "	6.00 "	8.25 "
Lv Cedar City	10.30 SUN		3.00 "	3.00 "	10.30 MON
Lv Lund	4.44 MON		f 4.26 "	f 4.46 "	f 7.10 TUE
Ar Caliente (MT)	6.46 "	11.23 MON	6.35 "	6.55 "	9.05 "
Lv Caliente (PT)	5.55 "	10.23 MON	5.50 "	6.10 "	8.15 "
Ar Las Vegas	8.55 "	1.01 TUE	9.05 TUE	9.25 TUE	11.25 "
" San Bernardino	3.32 "	6.16 "	5.30 WED	5.40 WED	6.25 "
" Riverside	4.02 "		6.06 "	6.16 "	6.57 "
" East Los Angeles	5.18 "	7.35 TUE	7.52 "	8.00 "	8.08 "
Ar Los Angeles	5.50 "	8.00 TUE	8.30 "	8.35 "	8.45 "
Ar Pasadena	6.05 "	8.10 TUE	8.50 "	8.50 "	8.55 "
Ar Glendale	6.30 "	8.40 "	9.15 "	9.15 "	9.20 "
Ar Anaheim	6.30 "	8.40 TUE	9.15 "	9.15 "	9.10 "
Ar Long Beach	6.25 "	8.25 TUE	9.00 "	9.00 "	9.05 "
Ar San Pedro	7.00 MON	8.50 TUE	9.35 WED	9.35 WED	9.40 TUE

Footnotes for Page 8

- ★ Regularly assigned through cars air-conditioned.
- ⊙ Makes ten round trips each month; see page 6 for sailing dates and schedule.
- ♦ The Challenger carries only coaches and Challenger (Pullman tourist) sleeping cars.
- Runs via Borie cut-off; not via Cheyenne. (f) Stops only on tourist.
- ▲ Motor Bus connections with main line trains at East Los Angeles.
- ⊗ Stops only to let off paying passengers. ○ Motor Bus between Lund and Cedar City.
- (C.T.) Central time. (M.T.) Mountain time. (P.T.) Pacific time.
- Time from 12.01 midnight to 12.00 noon shown in light face type.
- Time from 12.01 noon to 12.00 midnight shown in heavy face type.**

Equipment for Page 8

★NO. 103—The Streamliner CITY OF LOS ANGELES Extra Fare

Registered Nurse—Stewardess Service without Charge. Radio.
 This train leaves Chicago via C. & N. W. 3rd, 9th, 15th, 21st and 27th of each month.
 Observation Bedroom Car... Chicago to Los Angeles—4 Double Bedrooms.
 Standard Sleeping Cars... Chicago to Los Angeles—11 Double Bedrooms.
 Chicago to Los Angeles—12 Open Sections.
 Chicago to Los Angeles—18 Roomettes.
 Chicago to Los Angeles—4 Compartments, 4 Double Bedrooms, 2 Drawing-rooms (4 cars).
 "Hollywood" Club Car... Chicago to Los Angeles (barber; valet; bath).
 Coaches... Chicago to Los Angeles (2 cars—48 reclining seats each—all reserved).
 Cafe Lounge Car... Low cost meals and lounge for coach passengers.
 Main Dining Car... Regular meal service.
 This train leaves Chicago via C. & N. W. 6th, 12th, 18th, 24th and last day of each month.
 Observation Lounge Car... Chicago to Los Angeles. (Barber, valet; bath).
 Standard Sleeping Cars... Chicago to Los Angeles—4 Compts., 3 D. R.
 Chicago to Los Angeles—12 Enclosed Sections.
 Chicago to Los Angeles—11 Double Bedrooms.
 Chicago to Los Angeles—4 Compts., 4 Double Bedrooms, 2 Drawing-rooms (3 cars).
 Chicago to Los Angeles—13 Roomettes, 1 Section.
 "Little Nugget" Club Car... Chicago to Los Angeles.
 Coaches... Chicago to Los Angeles (2 cars—52 reclining seats each—all reserved).
 Cafe Lounge Car... Low cost meals and lounge for coach passengers.
 Main Dining Car... Regular meal service.

★NO. 7—LOS ANGELES LIMITED—DAILY

All Pullman, no extra fare, Chicago to Los Angeles.
Registered Nurse—Stewardess Service without Charge.
 Cars from Chicago and Minneapolis-St. Paul run via C. & N. W. to Omaha; thence U. P.
 Club Lounge Car... Chicago to Los Angeles. (Barber, valet; buffet; radio).
 Standard Sleeping Cars... Chicago to Los Angeles—6 Compartments, 3 D. R.
 Chicago to Los Angeles—10 Sec., 3 Double Bedrooms.
 Minneapolis-St. Paul to Los Angeles—8 Sec., Compts., Drawing-room. (C. & N. W. 201-2-201 to Omaha).
 Denver to Los Angeles—10 Sections, D. R., Compt. (No. 37 to Salt Lake City).
 Butte to Los Angeles—12 Sections, D. R. (No. 32 to Salt Lake City).
 Dining Car... Meal service.

★NO. 717—The Challenger—DAILY

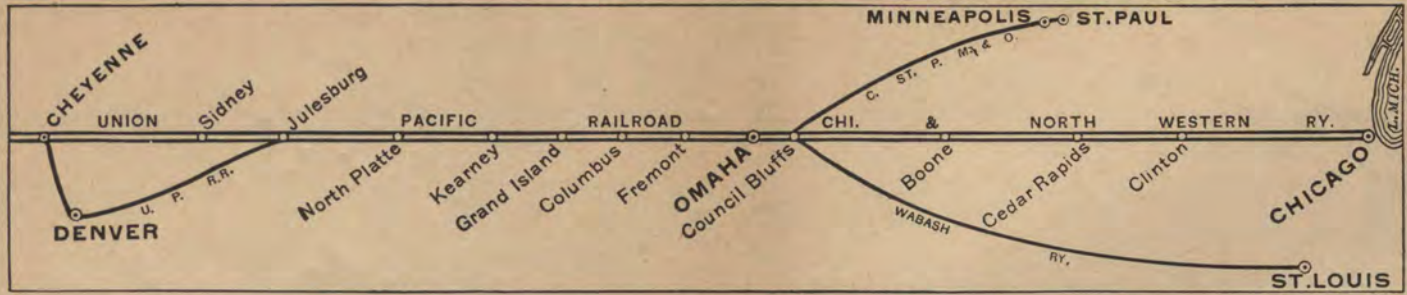
All Coach and Challenger (tourist) Sleeping Car Train.
Registered Nurse—Stewardess Service without Charge.
Free Porter Service. Free Pillows.
 Cars from Chicago and Minneapolis-St. Paul run via C. & N. W. to Omaha; thence U. P.
 Lounge Car... Chicago to Los Angeles (for sleeping car passengers).
 Challenger Sleeping Cars... Chicago to Los Angeles—14 Sections.
 (Pullman Tourist) Minneapolis-St. Paul to Los Angeles—14 Sections.
 Denver to Los Angeles—14 Sections. (No. 37 to Salt Lake City).
 Reclining Seat Coaches... Chicago to Los Angeles, Omaha to Los Angeles, Denver to Los Angeles (No. 37 to Salt Lake City).
 Womens Exclusive Coaches... Chicago to Los Angeles (Reclining seats).
 (With Lounge Room)... Omaha to Los Angeles (Reclining seats).
 Dining Car... Serving special low cost meals.

★NO. 21—PACIFIC LIMITED—DAILY

Cars from Chicago run via C. & N. W. to Omaha; thence U. P.
 Club Lounge Car... Chicago to Salt Lake City (beverages; radio).
 Standard Sleeping Car... Chicago to Los Angeles—10 Sec., Compts., D. R.
 Tourist Sleeping Car... Chicago to Los Angeles—16 Sections.
 Reclining Seat Coaches... Chicago and Omaha to Los Angeles.
 Salt Lake City to Los Angeles.
 Dining Car... Meal Service.

★NO. 5—CALIFORNIA FAST MAIL—DAILY

Cafe Lounge Car... Caliente to Barstow.
 Standard Sleeping Cars... Salt Lake City to Los Angeles—10 Sec., Compts., D. R.
 Salt Lake City to Cedar City—10 Sec., Compts., D. R.
 (Summer season only, No. 315 South of Lund).
 Cedar City to Las Vegas—10 Sec., Compts., D. R.
 (Summer season only, No. 314 to Lund).
 Tourist Sleeping Car... Salt Lake City to Los Angeles—14 Sections.
 Reclining Seat Coaches... Salt Lake City to Los Angeles.



LOS ANGELES to CHICAGO via Omaha

	Streamliner City of Los Angeles 104 Example	Los Angeles Limited 8 Daily Example	The Challenger 818 Daily Example	Pacific Limited 14 Daily Example
Lv San Pedro.....	▲ 4.55 SUN	▲ 6.25 SUN	▲ 6.25 SUN	▲ 6.25 SUN
Lv Long Beach.....	▲ 5.35 "	▲ 7.10 "	▲ 7.10 "	▲ 7.05 "
Lv Anaheim.....	▲ 5.30 "	▲ 7.00 "	▲ 7.00 "	▲ 7.00 "
Lv Glendale.....	▲ 5.20 "	▲ 6.50 "	▲ 6.50 "	▲ 6.45 "
Lv Pasadena.....	▲ 5.55 "	▲ 7.30 "	▲ 7.30 "	▲ 7.20 "
Lv Los Angeles	6.30 "	8.00 "	8.05 "	8.00 "
" East Los Angeles.....	6.50 "	8.25 "	8.30 "	8.25 "
" Riverside.....	9.55 "	10.05 "	9.50 "
" San Bernardino.....	8.08 SUN	10.25 SUN	10.35 SUN	10.20 "
" Las Vegas.....	1.22 MON	5.40 MON	5.40 MON	5.35 "
Ar Caliente (P.T.).....	4.04 "	8.55 "	9.35 "	8.50 "
Lv Caliente (M.T.).....	5.04 "	10.10 "	10.50 "	10.02 SUN
Ar Lund.....	12.17 "	12.44 "	12.15 MON
" Cedar City.....	○ 2.15 "	○ 2.15 "	○ 6.15 "
Lv Cedar City.....	○ 11.00 "	○ 11.00 "	○ 10.30 SUN
Lv Lund.....	12.17 "	12.44 "	12.15 MON
" Milford.....	1.08 "	1.33 "	1.05 "
" Lynnndyl.....	3.01 "	3.18 "	3.18 "
Ar Salt Lake City.....	10.24 MON	6.50 "	6.00 "	6.25 "
Lv Salt Lake City.....	10.29 "	6.35 "	6.40 "	6.45 "
Ar Ogden.....	11.07 "	7.25 "	7.35 "	7.35 "
Lv Ogden.....	11.20 "	8.10 "	8.20 "	8.40 "
Ar Evanston.....	12.55 "	10.03 MON	10.15 MON	10.25 "
" Green River.....	2.34 MON	12.20 TUE	12.35 TUE	12.45 "
" Rock Springs.....	1.05 "	1.25 "	1.20 "
" Rawlins.....	4.48 MON	3.30 "	3.50 "	3.40 "
" Laramie.....	6.50 "	6.12 "	6.32 "	6.15 "
Ar Cheyenne (M.T.).....	8.08 "	8.10 "	8.30 "	7.50 "
Ar Denver.....	8.45 TUE	8.45 TUE	8.10 MON
Ar Kansas City (C.T.).....	9.00 TUE	9.00 TUE	8.45 TUE
Ar St. Louis (Wab.).....	7.30 WED	7.30 WED	9.55 TUE
Lv Cheyenne (M.T.).....	8.18 MON	8.25 TUE	8.45 TUE	8.20 MON
Ar Sidney.....	9.44 "	10.10 "	10.30 "	10.35 MON
Ar North Platte (M.T.).....	11.28 MON	12.35 "	12.50 "	1.35 TUE
Lv North Platte (C.T.).....	12.29 TUE	1.45 "	2.00 "	2.45 "
Ar Kearney.....	4.30 "	3.45 "	4.24 "
" Grand Island.....	2.15 TUE	4.30 "	4.45 "	5.15 "
" Columbus.....	5.55 "	6.10 "	6.40 "
" Fremont.....	6.55 "	7.10 "	7.32 "
Ar Omaha.....	4.20 TUE	8.00 TUE	8.15 TUE	8.30 TUE
C. & N. W. Lv Omaha.....	4.30 TUE	8.30 TUE	8.45 TUE	8.55 TUE
Ar Chicago.....	12.15 TUE	8.30 WED	8.35 WED	8.45 TUE
C. & N. W. Line Lv Omaha.....	202-1-202	202-1-202	204-9-204
Ar St. Paul.....	9.15 TUE	9.15 TUE	8.42 TUE
Ar Sioux City.....	12.15 WED	12.15 WED	11.40 "
Ar St. Paul.....	7.35 "	7.35 "	7.15 "
Ar Minneapolis.....	8.10 WED	8.10 WED	7.50 TUE

Footnotes for Page 9

- ★ Regularly assigned through cars air-conditioned. ○ Motor Bus between Lund and Cedar City.
 - ◆ Makes ten round trips each month; see page 6 for sailing dates. (f) Stops only on signal.
 - The Challenger carries only coaches and Challenger (Pullman tourist) sleeping cars.
 - * Motor Bus connections with main line trains at East Los Angeles.
 - Train 24; runs via Borie cut-off; not via Cheyenne.
 - Pony Express, train No. 38 for Denver, leaves Salt Lake City at 6:30 p.m. and runs via Borie cut-off; not via Cheyenne. (C.T.) Central time (M.T.) Mountain time. (P.T.) Pacific time. Time between 12.01 midnight and 12.00 noon shown in light face type.
- Time from 12.01 noon to 12.00 midnight shown in heavy face type.**

Equipment for Page 9

★ NO. 104—The Streamliner CITY OF LOS ANGELES Extra Fare

Registered Nurse—Stewardess Service without Charge. Radio.
This train leaves Los Angeles 6th, 12th, 18th, 24th and last day of each month.
Arrive Chicago via C. & N. W.
Observation Bedroom Car... Los Angeles to Chicago—4 Double Bedrooms.
Standard Sleeping Cars... Los Angeles to Chicago—11 Double Bedrooms.
Los Angeles to Chicago—12 Open Sections.
Los Angeles to Chicago—18 Roomettes.
Los Angeles to Chicago—4 Compartments, 4 Double Bedrooms, 2 Drawing-rooms (4 cars).
"Hollywood" Club Car... Los Angeles to Chicago (barber; valet; bath).
Coaches... Los Angeles to Chicago (2 cars—48 reclining seats each—all reserved).

Cafe Lounge Car... Low cost meals and lounge for coach passengers.
Main Dining Car... Regular meal service.
This train leaves Los Angeles 3rd, 9th, 15th, 21st and 27th of each month.
Arrive Chicago via C. & N. W.
Observation Lounge Car... Los Angeles to Chicago. (Barber, valet; bath).
Standard Sleeping Cars... Los Angeles to Chicago—4 Compts., 3 D. R.
Los Angeles to Chicago—12 Enclosed Sections.
Los Angeles to Chicago—11 Double Bedrooms.
Los Angeles to Chicago—4 Compts., 4 Double Bedrooms, 2 Drawing-rooms (3 cars).
Los Angeles to Chicago—13 Roomettes, 1 Section.
"Little Nugget" Club Car... Los Angeles to Chicago.
Coaches... Los Angeles to Chicago (2 cars—52 reclining seats each—all reserved).

Cafe Lounge Car... Low cost meals and lounge for coach passengers.
Main Dining Car... Regular meal service.

★ NO. 8—LOS ANGELES LIMITED—DAILY

All Pullman, no extra fare, Los Angeles to Chicago.
Registered Nurse—Stewardess Service without Charge.
Cars to Chicago and St. Paul—Minneapolis run via C. & N. W. east of Omaha
Club Lounge Car... Los Angeles to Chicago. (Barber, valet; buffet; radio).
Standard Sleeping Cars... Los Angeles to Chicago—6 Compartments, 3 D. R.
Los Angeles to Chicago—10 Sec., 3 Double Bedrooms.
Los Angeles to St. Paul—Minneapolis—8 Sec., Compts., D. R. (C. & N. W. 202-1-202 east of Omaha).
Los Angeles to Denver and Kansas City—10 Sec. D.R., Compt. (No. 38 east of Salt Lake City).
Los Angeles to Butte—12 Sections, Drawing-room (No. 29 north of Salt Lake City).
Dining Car... Meal service.

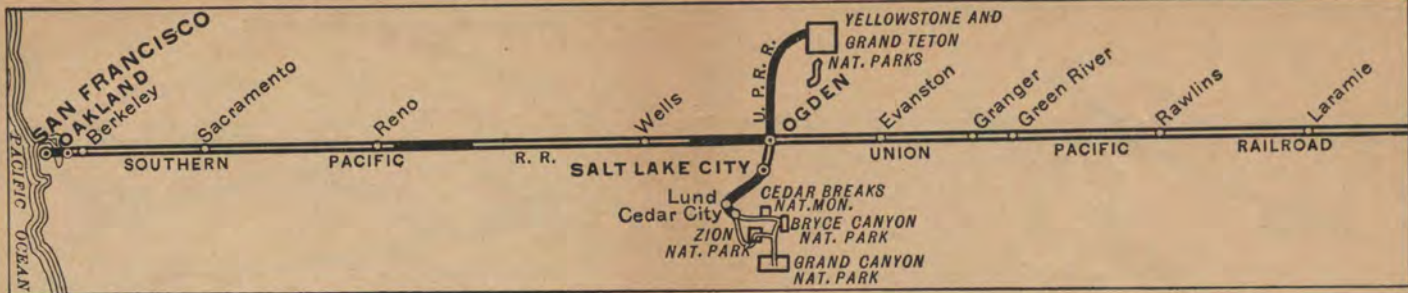
★ NO. 818—The Challenger—DAILY

All Coach and Challenger (tourist) Sleeping Car Train.
Registered Nurse—Stewardess Service without Charge.
Free Porter Service. Free Pillows.
Cars to Chicago and St. Paul—Minneapolis run via C. & N. W. east of Omaha.
Lounge Car... Los Angeles to Chicago (for sleeping car passengers).
Challenger Sleeping Cars... Los Angeles to Chicago—14 Sections.
(Pullman Tourist)
Los Angeles to St. Paul—Minneapolis—14 Sections,
Los Angeles to Denver—14 Sections (No. 38 east of Salt Lake City).
Reclining Seat Coaches... Los Angeles to Chicago. Los Angeles to Omaha.
Los Angeles to Denver (No. 38 east of Salt Lake City).

Womens Exclusive Coaches... Los Angeles to Chicago (Reclining seats).
(With Lounge Room) Los Angeles to Omaha (Reclining seats).
Dining Car... Serving special low cost meals.

★ NO. 14—PACIFIC LIMITED—DAILY

Cars to Chicago run via C. & N. W. east of Omaha.
Club Lounge Car... Salt Lake City to Chicago (beverages; radio).
Standard Sleeping Cars... Los Angeles to Chicago—10 Sec., Compts., D. R.
Las Vegas... Cedar City—10 Sec., Compts., D. R.
(Summer season only. No. 315 south of Lund; returns in Nos. 314-5; see equipment No. 5 on Page 8).
Cedar City to Salt Lake City—10 Sec., Compts., D. R.
(Summer season only. No. 314 to Lund; returns in Nos. 5-315; see equipment No. 5 on Page 8).
Tourist Sleeping Car... Los Angeles to Chicago—16 Sections.
Reclining Seat Coaches... Los Angeles to Omaha and Chicago.
Dining Car... Meal Service.



CHICAGO to SAN FRANCISCO via Omaha

Table B	Streamliner City of San Francisco 101 Example	San Francisco Overland Ltd. 27 Daily Example	The Challenger 87 Daily Example	Pacific Limited 21 Daily Example
C. & N. W.				
Lv Chicago	7.45 SUN	10.25 SUN	10.30 SUN	11.35 SUN
Ar Omaha	3.20 MON	10.00 MON	10.10 MON	10.55 SUN
C. & N. W.		(201-2-201)	(201-2-201)	(203-10-203)
Lv Minneapolis		8.05 SUN	8.05 SUN	8.40 SUN
Lv St. Paul		8.45 "	8.45 "	9.15 "
Lv Sioux City		4.20 MON	4.20 MON	5.35 "
Ar Omaha		7.15 MON	7.15 MON	8.00 SUN
Union Pacific				
Lv Omaha	3.30 MON	10.25 MON	10.40 MON	11.20 SUN
" Fremont		11.10 "	11.25 "	12.01 MON
" Columbus		12.01 "	12.18 "	12.48 "
" Grand Island	5.31 MON	1.17 "	1.40 "	2.07 "
" Kearney		2.10 "	2.33 "	3.00 "
Ar North Platte (C.T.)	7.25 MON	3.50 "	4.18 "	4.45 "
Lv North Platte (M.T.)	6.26 "	3.00 "	3.30 "	4.05 "
" Sidney	8.10 "	5.32 "	6.05 "	7.45 "
Ar Cheyenne	9.55 "	7.45 "	8.25 "	10.30 "
Lv St. Louis (Wab) (CT)		4.00 SUN	4.00 SUN	4.00 SUN
Lv Kansas City (UP)		11.55 SUN	11.55 SUN	10.00 SUN
Lv Denver (M.T.)		5.45 MON	5.45 MON	8.55 MON
Lv Cheyenne	10.05 "	8.00 "	8.40 "	11.15 "
Lv Laramie	11.30 "	9.42 MON	10.20 MON	12.55 "
" Rawlins	1.19 "	12.19 TUE	12.47 TUE	3.30 "
" Rock Springs		2.47 "	3.12 "	5.50 "
" Green River		3.30 "	4.05 "	6.45 "
" Evanston	5.33 "	5.55 "	6.23 "	9.15 "
Ar Ogden	6.55 MON	8.05 TUE	8.30 TUE	11.15 MON
Lv Salt Lake City		8.00 TUE	8.00 TUE	11.00 MON
Lv Ogden (P.T.)	6.05 MON	8.20 TUE	8.45 TUE	11.10 MON
Ar Reno	2.46 TUE	8.52 TUE	9.53 "	12.50 TUE
" Truckee		10.30 TUE	11.25 TUE	1.50 "
" Sacramento		3.55 WED	4.40 WED	6.10 "
" Berkeley	7.10 TUE	7.15 "	7.25 "	8.35 "
" Oakland (16th St.)	8.49 "	7.24 "	7.33 "	8.50 "
" Oakland Pier	8.55 "	7.40 "	7.45 "	8.57 "
Ar San Francisco (PT)	9.30 TUE	8.25 WED	8.25 WED	9.30 TUE

Leaves Chicago on 2, 5, 8, 11, 14, 17, 20, 23, 26 and 29 of each month.
 Leaves Chicago on 2, 5, 8, 11, 14, 17, 20, 23, 26 and 29 of each month.

Equipment for Page 10

★ **NO. 101—The Streamliner CITY OF SAN FRANCISCO Extra Fare**
 This train leaves Chicago via C. & N. W. 2nd, 8th, 14th, 20th and 26th of each month.
 Arrives San Francisco via Southern Pacific.

Observation Bedroom Car... Chicago to San Francisco—4 Double Bedrooms.
 Standard Sleeping Cars... Chicago to San Francisco—5 Double Bedrooms, 10 Roomettes.
 Chicago to San Francisco—4 Compts., 3 D. R.
 Chicago to San Francisco—12 Open Sections.
 Chicago to San Francisco—5 Double Bedrooms, 12 Single Bedrooms.
 Chicago to San Francisco—4 Compartments, 4 Double Bedrooms, 2 Drawing-rooms (4 cars).
 Club Lounge Car... Chicago to San Francisco (barber; valet; bath).
 Coach... Chicago to San Francisco (48 reclining seats—all reserved).
 Coffee Shop Dining Car... Low cost meals for coach passengers.
 Main Dining Car... Regular meal service.

This train leaves Chicago via C. & N. W. 5th, 11th, 17th, 23rd and 29th of each month.
 Arrives San Francisco via Southern Pacific.

Observation Lounge Car... Chicago to San Francisco (barber, valet; bath).
 Standard Sleeping Cars... Chicago to San Francisco—5 Double Bedrooms, 10 Roomettes.
 Chicago to San Francisco—4 Compts., 3 D. R.
 Chicago to San Francisco—12 Open Sections.
 Chicago to San Francisco—5 Double Bedrooms, 12 Single Bedrooms.
 Chicago to San Francisco—4 Compartments, 4 Double Bedrooms, 2 Drawing-rooms (4 cars).
 Club Lounge Car... Chicago to San Francisco.
 Coach... Chicago to San Francisco (54 reclining seats—all reserved).
 Coffee Shop Dining Car... Low cost meals for coach passengers.
 Main Dining Car... Regular meal service.

★ **NO. 27—SAN FRANCISCO OVERLAND LIMITED—DAILY**
 All Pullman, no extra fare, Chicago to San Francisco.
 Registered Nurse—Stewardess Service without Charge.

Cars from Chicago run via C. & N. W. to Omaha; U. P. to Ogden; S. P. to San Francisco.

Club Lounge Car... Chicago to San Francisco (beverages; radio).
 Buffet Club Car... Chicago to San Francisco (barber, valet; bath; radio).
 Standard Sleeping Cars... Chicago to San Francisco—6 Compts., 3 D. R.
 Chicago to San Francisco—6 Sec., 6 Double Bedrooms.
 Chicago to San Francisco—14 Sections.
 Salt Lake City to San Francisco—12 Sections, Drawing-room (No. 31 to Ogden).

Dining Car... Meal Service.

★ **NO. 87—The Challenger—DAILY**
 All Coach and Challenger (tourist) Sleeping Car Train.
 Registered Nurse—Stewardess Service without Charge. Free Porter Service. Free Pillows.

Cars from Chicago run via C. & N. W. to Omaha; U. P. to Ogden; S. P. to San Francisco.

Lounge Car... Chicago to San Francisco (for sleeping car passengers).
 Challenger Sleeping Cars... Chicago to San Francisco—16 Sections.
 (Pullman Tourist) Chicago to San Francisco—14 Sections.
 Reclining Seat Coaches... Chicago to San Francisco.
 Womens Exclusive Coaches Chicago to San Francisco (reclining seats).
 (With Lounge Room)
 Dining Car... Serving special low cost meals.

★ **NO. 31—PACIFIC LIMITED—DAILY**
 Cars from Chicago run via C. & N. W. to Omaha; U. P. to Ogden; S. P. to San Francisco.

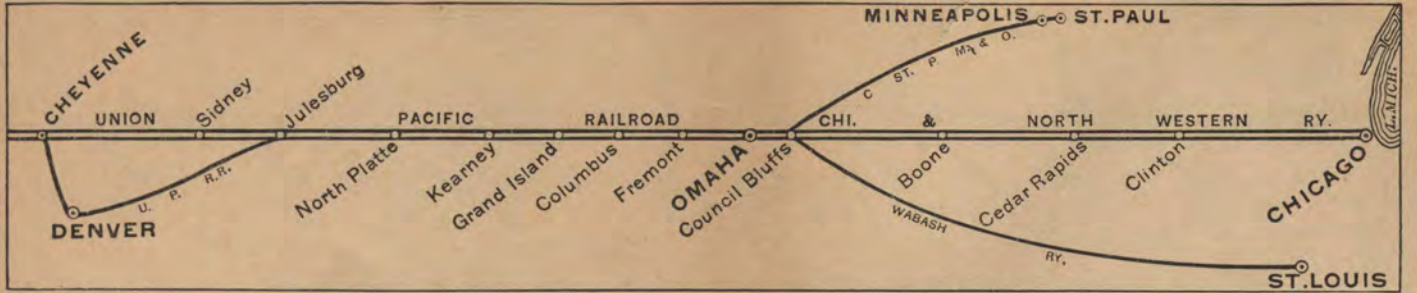
Club Lounge Car... Chicago to San Francisco (beverages; radio).
 Standard Sleeping Cars... Chicago to San Francisco—12 Sections, D. R.
 Salt Lake City to San Francisco—10 Sections, Compts., D. R. (No. 51 to Ogden).
 Tourist Sleeping Car... Chicago to San Francisco—16 Sections.
 Reclining Seat Coaches... Chicago to San Francisco.
 Dining Car... Meal Service.

Footnotes for Page 10

★ Regularly assigned through cars air-conditioned. (f) Stops only on signal.
 ♦ Makes 10 round trips each month; see page 6 for sailing dates.
 ● The Challenger carries only coaches and Challenger (Pullman tourist) sleeping cars.
 □ Runs via Borie cut-off, not via Cheyenne.
 (C.T.) Central time. (M.T.) Mountain time. (P.T.) Pacific time.
 Time from 12.01 midnight to 12.00 noon shown in light face type.
Time from 12.01 noon to 12.00 midnight shown in heavy face type.



SPEND THE WINTER
IN
CALIFORNIA
Travel in Comfort
ON FAST UNION PACIFIC TRAINS
TAKE YOUR CAR WITH YOU—SEE INFORMATION
ON PAGE 44



SAN FRANCISCO to CHICAGO via Omaha

Table B

For complete schedules see tables 1, 2 and 4

	Streamliner City of San Francisco 102 Example	San Francisco Overland Ltd. 28 Daily Example	The Challenger 88 Daily Example	Pacific Limited 14 Daily Example
Lv San Francisco (P.T.)	3.45 SUN	8.35 SUN	8.00 SUN	8.35 SUN
" Oakland Pier	4.15 "	9.10 "	8.35 "	9.05 "
" Oakland (16th St.)	4.22 "	9.18 "	8.43 "	9.12 "
" Berkeley	4.30 "	9.30 "	8.56 "	9.22 "
" Sacramento	5.53 "	11.45 SUN	11.20 SUN	11.30 "
" Truckee	10.25 SUN	5.40 MON	3.50 MON	4.00 "
" Reno	7.25 MON	6.10 MON	5.00 "	5.13 SUN
Ar Ogden (P.T.)	29 of each month	8.20 MON	6.05 MON	6.55 MON
Ar Salt Lake City	29 of each month	8.20 MON	8.20 MON	9.40 MON
Lv Ogden (M.T.)	8.35 MON	8.10 MON	7.55 MON	8.40 MON
Ar Evanston	10.10 "	10.03 MON	9.40 "	10.26 "
" Green River	11.49 "	12.20 TUE	11.55 MON	12.45 "
" Rock Springs	2.03 MON	1.05 "	12.40 TUE	1.20 "
" Rawlins	4.03 "	3.30 "	3.00 "	3.40 "
" Laramie	5.23 "	6.12 "	5.27 "	6.15 "
Ar Cheyenne	14, 17, 20, 23, 26 and 29 of each month	8.10 "	7.15 "	7.50 "
Ar Denver	2, 5, 8, 11, 14, 17, 20, 23, 26 and 29 of each month	8.45 "	8.45 "	10.20 "
Ar Kansas City (C.T.)	2, 5, 8, 11, 14, 17, 20, 23, 26 and 29 of each month	9.00 TUE	9.00 TUE	3.45 TUE
Ar St. Louis (Wab.)	2, 5, 8, 11, 14, 17, 20, 23, 26 and 29 of each month	7.30 WED	7.30 WED	9.55 "
Lv Cheyenne	5.33 MON	8.25 TUE	7.35 TUE	8.20 MON
Ar Sidney	6.59 "	10.10 "	9.20 "	10.35 MON
" North Platte (M.T.)	8.43 "	12.35 "	11.35 "	1.35 TUE
Lv North Platte (C.T.)	9.44 "	1.45 "	12.45 "	2.45 "
Ar Kearney	11.30 MON	3.30 "	3.00 "	4.24 "
" Grand Island	1.35 TUE	4.30 "	4.03 "	5.15 "
" Columbus	8.00 TUE	5.55 "	5.30 "	6.40 "
" Fremont	8.00 TUE	6.55 "	6.35 "	7.32 "
Ar Omaha	1.35 TUE	8.00 TUE	7.45 TUE	8.30 TUE
C. & N. W.				
Lv Omaha	1.45 TUE	8.30 TUE	8.15 TUE	8.55 TUE
Ar Chicago	9.30 TUE	8.30 WED	8.20 WED	8.45 TUE
C. & N. W.				
Lv Omaha	9.15 TUE	(202-1-202) 9.15 TUE	(202-1-202) 9.15 TUE	8.42 TUE
Ar Sioux City	12.15 WED	7.35 WED	7.35 WED	11.40 "
" St. Paul	8.10 WED	8.10 WED	8.10 WED	7.15 "
Ar Minneapolis				7.50 TUE

Footnotes for Page 11

- ★ Regularly assigned through cars air-conditioned. (f) Stops only on signal.
- ⊙ Makes 10 round trips each month; see page 6 for sailing dates.
- ◆ The Challenger carries only coaches and Challenger (Pullman tourist) sleeping cars.
- Runs via Borie cut-off, not via Cheyenne. A Conditional stop, See table 4.
- (C.T.) Central time. (M.T.) Mountain time. (P.T.) Pacific time.

Time from 12.01 midnight to 12.00 noon shown in light face type.

Time from 12.01 noon to 12.00 midnight shown in heavy face type.

SUN VALLEY, IDAHO

Year 'Round Recreation Center

CHALLENGER INN

SUN VALLEY LODGE

(Open all year)

(Opens Dec. 13 for winter season)

See information about Sun Valley on last page of this folder.

Equipment for Page 11

★ NO. 102—The Streamliner CITY OF SAN FRANCISCO—Extra Fare

This train leaves San Francisco via S. P. 5th, 11th, 17th, 23rd and 29th of each month.

Arrive Chicago via C. & N. W. Ry.

- Observation Bedroom Car... San Francisco to Chicago—4 Double Bedrooms.
- Standard Sleeping Cars... San Francisco to Chicago—5 Double Bedrooms, 10 Roomettes.
- Registered Nurse—San Francisco to Chicago—4 Compts., 3 D. R.
- Stewardess Service—San Francisco to Chicago—12 Open Sections.
- without charge. Radio. San Francisco to Chicago—5 Double Bedrooms, 12 Single Bedrooms.
- San Francisco to Chicago—4 Compartments, 4 Double Bedrooms, 2 Drawing-rooms (4 cars).
- Club Lounge Car... San Francisco to Chicago (barber; valet; bath).
- Coach... San Francisco to Chicago (48 reclining seats—all reserved).
- Coffee Shop Dining Car... Low cost meals for coach passengers.
- Main Dining Car... Regular meal service.

This train leaves San Francisco via S. P. 2nd, 8th, 14th, 20th and 26th of each month.

Arrive Chicago via C. & N. W. Ry.

- Observation Lounge Car... San Francisco to Chicago—(barber; valet; bath).
- Standard Sleeping Cars... San Francisco to Chicago—5 Double Bedrooms, 10 Roomettes.
- Registered Nurse—San Francisco to Chicago—4 Compts., 3 D. R.
- Stewardess Service—San Francisco to Chicago—12 Open Sections.
- without charge. Radio. San Francisco to Chicago—5 Double Bedrooms, 12 Single Bedrooms.
- San Francisco to Chicago—4 Compartments, 4 Double Bedrooms, 2 Drawing-rooms (4 cars).
- Club Lounge Car... San Francisco to Chicago.
- Coach... San Francisco to Chicago (54 reclining seats—all reserved).
- Coffee Shop Dining Car... Low cost meals for coach passengers.
- Main Dining Car... Regular meal service.

★ NO. 28—SAN FRANCISCO OVERLAND LIMITED—DAILY

All Pullman, no extra fare, San Francisco to Chicago.

Registered Nurse—Stewardess Service without Charge.

Runs via S. P. to Ogden, and via C. & N. W. east of Omaha.

- Club Lounge Car... San Francisco to Chicago (beverages; radio).
- Buffet Lounge Car... San Francisco to Chicago; (barber, valet, bath; radio).
- Standard Sleeping Cars... San Francisco to Chicago—6 Compts., 3 D. R.
- San Francisco to Chicago—6 Sec., 6 Double Bedrooms.
- San Francisco to Chicago—14 Sections.
- San Francisco to Denver—12 Sec., D.R. (U.P. 38 east of Ogden).
- San Francisco to Salt Lake City—12 Sections, Drawing-room (U. P. 19 south of Ogden).
- Dining Car... Meal service.

★ NO. 88—The Challenger—DAILY

All Coach and Challenger (tourist) Sleeping Car Train.

Registered Nurse—Stewardess Service without Charge. Free Porter Service Free Pillows.

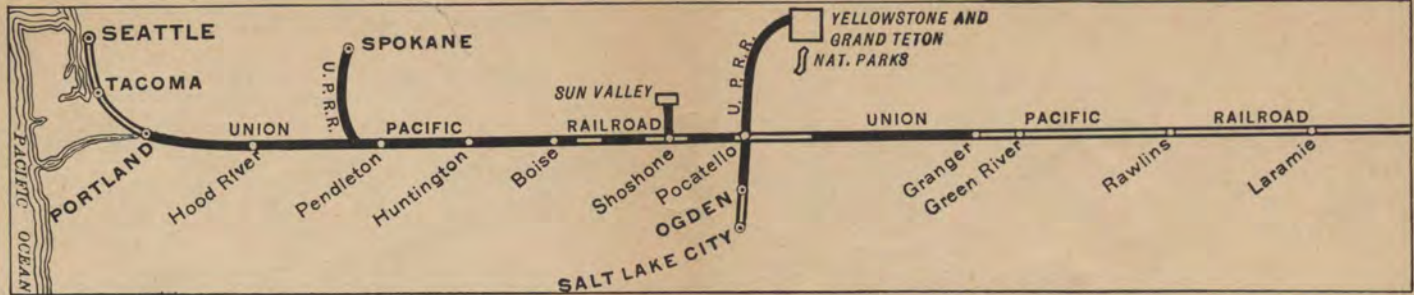
Runs via S. P. to Ogden, and via C. & N. W. east of Omaha.

- Lounge Car... San Francisco to Chicago (for sleeping car passengers).
- Challenger Sleeping Cars... San Francisco to Chicago—16 Sections.
- (Pullman Tourist) San Francisco to Chicago—14 Sections.
- Reclining Seat Coaches... San Francisco to Chicago.
- Womens Exclusive Coaches... San Francisco to Chicago (Reclining Seats).
- (With Lounge Room)
- Dining Car... Serving special low cost meals.

★ NO. 14—PACIFIC LIMITED—DAILY

Runs via S. P. to Ogden, and via C. & N. W. east of Omaha.

- Club Lounge Car... San Francisco to Chicago (beverages; radio).
- Standard Sleeping Cars... San Francisco to Chicago—12 Sections, D. R.
- San Francisco to Salt Lake City—10 Sections, Compts., D. R. (U. P. 717 south of Ogden).
- Tourist Sleeping Car... San Francisco to Chicago—16 Sections.
- Reclining Seat Coaches... San Francisco to Chicago.
- Dining Car... Meal service.



CHICAGO to PORTLAND and SEATTLE via Omaha

Table C For complete schedules, see tables 1, 2 and 6		Streamliner City of Portland 1 Example	Portland Rose 17 Daily Example	Challenger- Portland Rose 717-17 Daily Example	Pacific Limited 21-25 Daily Example
C. & N. W.					
Lv Chicago	6.15 SUN	10.25 SUN	10.20 SUN	11.35 SUN	
Ar Omaha	1.51 MON	10.00 MON	9.55 MON	10.55 SUN	
Union Pacific					
Lv Omaha	2.00 MON	10.25 MON	10.35 MON	11.20 SUN	
" Fremont		11.10 "	11.20 "	12.01 MON	
" Grand Island	4.01 MON	1.17 "	1.27 "	2.07 "	
" Kearney		2.10 "	2.22 "	3.00 "	
Ar North Platte (C.T.)	5.55 MON	3.50 "	4.05 "	4.45 "	
Lv North Platte (M.T.)	4.56 "	3.00 "	3.15 "	4.05 "	
" Sidney	6.40 "	5.32 "	5.52 "	7.45 "	
Ar Cheyenne	8.25 "	7.45 "	8.05 "	10.30 "	
Lv St. Louis (Wab.) (C.T.)		4.00 SUN	4.00 SUN	4.00 SUN	
Lv Kansas City (Un. Pac.)		11.55 SUN	11.55 SUN	10.00 SUN	
Lv Denver (M.T.)		5.45 MON	5.45 MON	8.55 MON	
Leaves Chicago on 4, 10, 16, 22 and 28 of each month.					
Lv Cheyenne	8.35 MON	8.00 MON	8.20 MON	11.15 MON	
" Laramie	10.00 "	9.42 MON	9.59 MON	12.55 "	
" Rawlins	11.47 "	12.19 TUE	12.29 TUE	3.30 "	
" Rock Springs		2.47 "	2.57 "	5.50 "	
" Green River	1.58 MON	4.00 "	4.00 "	6.30 "	
" Kemmerer		5.35 "	5.35 "	8.10 "	
" Montpelier		7.15 "	7.15 "	10.12 MON	
Ar Pocatello	6.20 MON	9.25 "	9.25 "	12.40 TUE	
Ar West Yellowstone		2.30 TUE	2.30 TUE	7.30 "	
Lv West Yellowstone		7.15 MON	7.15 MON	7.15 MON	
Lv Pocatello	6.25 MON	9.55 TUE	9.55 TUE	1.25 TUE	
Ar Minidoka		11.15 "	11.15 "	2.45 "	
Ar Shoshone		12.15 "	12.15 "	3.53 "	
Lv Shoshone (Sun Valley is 1 1/2 miles from Ketchum station)		12.30 "	12.30 "	4.30 "	
Ar Sun Valley		2.00 "	2.00 "	6.00 "	
Lv Sun Valley		10.30 "	10.30 "	11.59 MON	
Ar Shoshone		11.59 "	11.59 "	1.30 TUE	
Lv Shoshone		12.15 "	12.15 "	3.53 TUE	
" Glenns Ferry		1.45 "	1.45 "	5.18 "	
" Boise	10.37 MON	3.55 "	3.55 "	7.30 "	
" Nampa		4.30 "	4.30 "	8.10 "	
Ar Huntington (M.T.)	12.30 TUE	7.00 "	7.00 "	10.35 "	
Lv Huntington (P.T.)	11.32 MON	6.10 "	6.10 "	9.45 "	
" Baker		7.35 "	7.35 "	11.12 "	
" La Grande		9.15 "	9.15 "	12.45 "	
" Pendleton	3.58 TUE	11.56 TUE	11.56 TUE	3.05 "	
" Arlington		2.00 WED	2.00 WED	4.55 "	
" The Dalles		4.50 "	4.50 "	6.15 "	
" Hood River		5.24 "	5.24 "	6.50 "	
Ar Portland	8.00 TUE	7.20 "	7.20 "	8.55 "	
Lv Portland	8.30 TUE	8.30 "	8.30 "	11.30 TUE	
Ar Tacoma	1.04 "	1.04 "	1.04 "	5.05 WED	
Ar Seattle (P.T.)	2.20 TUE	2.20 WED	2.20 WED	6.45 WED	

Footnotes for Page 12

- ★ Regularly assigned through cars air-conditioned. † Motor Bus; see Note B on page 23.
- Makes 5 round trips each month. See page 7 for sailing dates and schedule.
- ⊕ Regular daily steam train between Portland and Seattle.
- Through sleeping car daily during Yellowstone season, June 19 to Sept. 12.
- Connecting sleeping car service daily during Yellowstone season, June 19 to Sept. 12.
- Runs via Borie cut-off; not via Cheyenne. (†) Stops only on signal.
- (C.T.) Central time. (M.T.) Mountain time. (P.T.) Pacific time.
- Time from 12.01 midnight to 12.00 noon shown in light face type.
- Time from 12.01 noon to 12.00 midnight shown in heavy face type.**

Equipment for Page 12

★ NO. 1—The Streamliner CITY OF PORTLAND

Leave Chicago via C. & N. W. Ry. 4th, 10th, 16th, 22nd and 28th of each month.

- Copper King (Club Lounge) Portland to Chicago.
- Standard Sleeping Cars... Chicago to Portland—1 Compartment, 8 Double Bedrooms (2 cars).
- Chicago to Portland—11 Enclosed Sections.
- Chicago to Portland—11 Open Sections (3 cars).
- Coaches... Chicago to Portland (2 cars—48 reclining seats each—all reserved).
- Chicago to Portland (40 reclining seats—all reserved).
- Coffee Shop Dining Car... Low cost meals for coach passengers.
- Main Dining Car... Regular meal service.

★ NO. 17—PORTLAND ROSE—DAILY

Registered Nurse—Stewardess Service without Charge.

Cars from Chicago run via C. & N. W. to Omaha; thence U. P.

- Club Lounge Car... Chicago to Portland (barber, valet, buffet, soda-fountain, beverages; radio).
- Standard Sleeping Cars... Chicago to Portland—8 Sections, Compts., D. R. Chicago to Portland—10 Sec., 3 Double Bedrooms. Denver to Portland—12 Sections, Drawing-room, (No. 37 to Green River).
- Chicago to West Yellowstone—8 Sec., Compts., D. R. (Only during Yellowstone season. In train 35 north of Pocatello).
- West Yellowstone to Portland—12 Sec., D. R. (Only during Yellowstone season. Requires car to car change at Pocatello from set-out sleeper in train 46).
- Dining Car... Meal service.

★ NO. 717-17—The Challenger—PORTLAND ROSE—DAILY

Cars from Chicago run via C. & N. W.—U. P. No. 717 to Green River; thence No. 17 to Portland.

Registered Nurse—Stewardess Service without Charge.

Porter Service without Charge.

Free Pillows day and night. Free Drinking Cups.

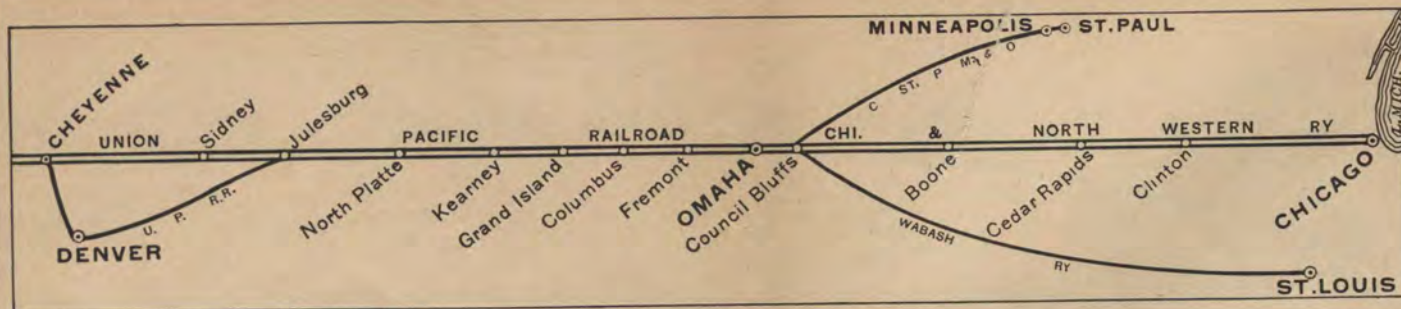
- Lounge Car... Chicago to La Grande (for sleeping car passengers).
- Challenger Sleeping Cars... Chicago to Portland—16 Sections. (Pullman Tourist) Chicago to Spokane—16 Sections. (Requires car to car change after leaving Huntington).
- Reclining Seat Coach... Chicago to Portland.
- Dining Car... Serving special low cost meals.

★ NO. 21-25—PACIFIC LIMITED—DAILY

Cars from Chicago run via C. & N. W. to Omaha; thence U. P.

No. 21 to Green River; No. 25 to Portland.

- Club Lounge Car... Chicago to Green River, (beverages; radio).
- Cafe Lounge Car... Meal service and lounge, Green River to Portland.
- Standard Sleeping Cars... Chicago to Portland—12 Sections, Drawing-room. (Requires a change of trains at Green River).
- Gr. River to Portland—12 Sec., D. R. (from Kans. City).
- Chicago to Sun Valley—8 Sec., Compts., D. R. (From Denver beginning December 19. In No. 225 north of Shoshone. Requires change of trains at Green River).
- See Table M, page 23. Also No. 11 from Chicago makes an overnight connection with this Denver-Sun Valley car at LaSalle, Colo. See schedules in Tables F and G).
- Chicago to West Yellowstone—10 Sec., Compts., D. R. (Only during Yellowstone season. In trains 29-45 north of Pocatello).
- Chicago to Victor—10 Sec., Compts., D. R. (Only during Grand Teton Park season. Passengers from Chicago use West Yellowstone car listed above and make car to car change after leaving Green River into car that originates at Denver; runs in trains 29-45-65 north of Pocatello; returns to Denver in trains 66-46-44-24).
- Tourist Sleeping Cars... Chicago to Portland and Seattle—16 Sections. (Requires a change of trains at Green River).
- Green River to Seattle—16 Sections.
- Reclining Seat Coaches... Chicago and Omaha to Cheyenne and Portland.
- Dining Car... Meal service, Chicago to Green River.



SEATTLE and PORTLAND to CHICAGO via Omaha

	Streamliner City of Portland 2 Example	Portland Rose 18 Daily Example	Portland Rose-Challenger 18-818 Daily Example	Pacific Limited 44-14 Daily Example
Lv Seattle	⊕ 1.00 SUN	4.10 SUN	4.10 SUN	11.30 SAT
" Tacoma	1.54 "	5.20 "	5.20 "	1.00 SUN
Ar Portland	⊕ 5.00 SUN	9.10 "	9.10 "	6.30 SUN
Lv Portland	6.30 SUN	9.35 SUN	9.35 SUN	8.00 SUN
" Hood River		11.09 "	11.09 "	9.40 "
" The Dalles		11.50 "	11.50 "	10.20 "
" Arlington		12.58 MON	12.58 MON	11.35 "
" Pendleton	10.36 SUN	3.10 "	3.10 "	1.40 "
" La Grande		5.30 "	5.30 "	4.10 "
" Baker		6.45 "	6.45 "	5.37 "
Ar Huntington (P.T.)	3.08 MON	8.10 "	8.10 "	7.10 "
Lv Huntington (M.T.)	4.10 "	9.20 "	9.20 "	8.20 "
" Nampa		11.30 "	11.30 "	10.30 "
" Boise	5.49 MON	12.05 "	12.05 "	11.13 SUN
" Glens Ferry		1.58 "	1.58 "	1.05 MON
Ar Shoshone		3.20 "	3.20 "	2.25 "
Lv Shoshone		⊕ 3.30 "	⊕ 3.30 "	⊕ 4.30 "
Ar Sun Valley		⊕ 5.00 "	⊕ 5.00 "	⊕ 6.00 "
Lv Sun Valley		⊕ 1.15 "	⊕ 1.15 "	⊕ 11.59 SUN
Ar Shoshone		⊕ 3.00 "	⊕ 3.00 "	⊕ 1.30 MON
Lv Shoshone		3.20 "	3.20 "	2.25 "
" Minidoka		4.20 "	4.20 "	3.40 "
Ar Pocatello	9.55 MON	5.30 MON	5.30 MON	5.10 "
Ar West Yellowstone		* 7.30 TUE	* 7.30 TUE	* 2.30 "
Lv West Yellowstone		* 12.50 MON	* 12.50 MON	* 7.15 SUN
Lv Pocatello	10.00 MON	5.55 "	5.55 MON	5.35 MON
" Montpelier		8.13 "	8.13 "	8.25 "
" Kemmerer		9.54 "	9.54 "	10.27 "
Ar Green River	2.34 MON	11.15 MON	11.15 MON	12.05 "
" Rock Springs		1.05 TUE	1.25 TUE	1.20 "
" Rawlins	4.48 "	3.30 "	3.50 "	3.40 "
" Laramie	6.50 "	6.12 "	6.32 "	6.15 "
Ar Cheyenne	8.08 "	8.10 "	8.30 "	7.50 "
Ar Denver		□ 8.45 TUE	□ 8.45 TUE	□ 10.20 MON
Ar Kansas City (C.T.)		9.00 "	9.00 "	3.45 TUE
Ar St. Louis (Wab.) (C.T.)		7.30 WED	7.30 WED	9.55 "
Lv Cheyenne	8.18 MON	8.25 TUE	8.45 TUE	8.20 MON
Ar Sidney	9.44 "	10.10 "	10.30 "	10.35 MON
Ar North Platte (M.T.)	11.28 "	12.35 "	12.50 "	1.35 TUE
Lv North Platte (C.T.)	12.29 TUE	1.45 "	2.00 "	2.45 "
Ar Kearney		3.30 "	3.45 "	4.24 "
" Grand Island	2.16 TUE	4.30 "	4.45 "	5.15 "
" Fremont		f 6.55 "	7.10 "	7.32 "
Ar Omaha	4.20 TUE	8.00 TUE	8.15 TUE	8.30 TUE
C. & N. W.				
Lv Omaha	4.30 TUE	8.30 TUE	8.45 TUE	8.55 TUE
Ar Chicago	12.15 TUE	8.30 WED	8.35 WED	8.45 TUE

Equipment for Page 13

★ NO. 2—The Streamliner. CITY OF PORTLAND

Leave Portland 1st, 7th, 13th, 19th and 25th of each month. Arrive Chicago via C. & N. W. Ry.

Copper King (Club)Lounge)Portland to Chicago.
Standard Sleeping Cars....Portland to Chicago—1 Compartment, 8 Double Bedrooms (2 cars).

Portland to Chicago—11 Enclosed Sections.
Portland to Chicago—11 Open Sections (3 cars).
Coaches.....Portland to Chicago (2 cars—48 reclining seats each—all reserved).

Portland to Chicago (40 reclining seats—all reserved).
Coffee Shop Dining Car...Low cost meals for coach passengers.
Main Dining Car.....Regular meal service.

★ NO. 18—PORTLAND ROSE—DAILY

Registered Nurse—Stewardess Service without Charge.

Cars to Chicago run via C. & N. W. east of Omaha
Club Lounge Car.....Portland to Chicago; (barber, valet, buffet, soda-fountain, beverages; radio).

Standard Sleeping Cars....Portland to Chicago—8 Sections, Compts., D. R.
Portland to Chicago—10 Sec., 3 Double Bedrooms.
Portland to Denver—12 Sections, Drawing-room,
(No. 38 east of Green River).

Portland to West Yellowstone—12 Sec., D. R. (Only during Yellowstone season. Change to trains 29-45 at Pocatello where car is ready at 9:30 p.m.).

West Yellowstone to Chicago—10 Sec., Compts., D. R. (Only during Yellowstone season. In trains 36-334 to Pocatello).

Dining Car.....Meal service.

★ NO. 18-818—PORTLAND ROSE—The Challenger—DAILY

Cars to Chicago run in 18 to Green River; 818 to Chicago; C. & N. W. east of Omaha.

Registered Nurse—Stewardess Service without Charge.

Porter Service without Charge.

Free Pillows day and night. Free Drinking Cups.

Lounge Car.....La Grande to Chicago (for sleeping car passengers).

Challenger Sleeping Cars...Seattle and Portland to Chicago—16 Sections.
(Pullman Tourist) Spokane to Chicago—16 Sections. (Requires car to car change before arrival Huntington).

Reclining Seat Coach....Portland to Chicago.

Dining Car.....Serving special low cost meals.

★ NO. 44-14—PACIFIC LIMITED—DAILY

Cars to Chicago run in 44 to Green River; 14 to Chicago; C. & N. W. east of Omaha.

Cafe Lounge Car.....Meal service and lounge, Portland to Green River.

Club Lounge Car.....Green River to Chicago (beverages; radio).

Standard Sleeping Cars....Portland to Chicago—12 Sections, Drawing-room.

(Requires a change of trains at Green River).

Gr. River to Chicago—12 Sec., D. R. (from Los Angeles).

Sun Valley to Chicago—8 Sec., Compts., D. R. (for Denver, beginning Dec. 20, No. 244 to Shoshone; see Table M, page 23. Passengers for east of Cheyenne change trains at Green River).

Victor to Chicago—10 Sec., Compts., D. R. (Only during Grand Teton Park season. In trains 66-48 to Pocatello; car terminates at Denver in train 24. Passengers for the east change trains at Green River).

Tourist Sleeping Cars....Portland to Chicago—16 Sections.

(Requires a change of trains at Green River).

Portland to Chicago—16 Sections.

Reclining Seat Coach....Portland to Chicago.

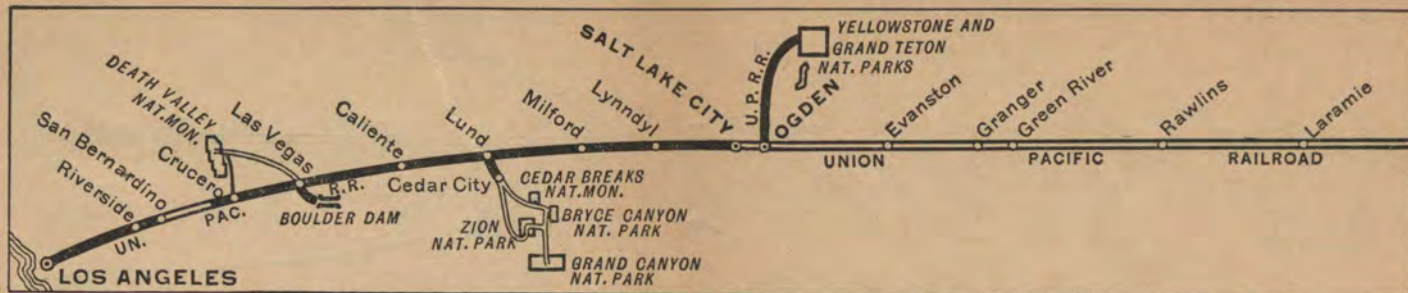
Dining Car.....Meal service, Green River to Chicago.

Footnotes for Page 13

- ★ Regularly assigned through cars air-conditioned.
- ⊕ Makes 5 round trips each month. See page 7 for sailing dates and schedule.
- ⊙ Regular daily steam train between Seattle and Portland.
- Through sleeping cars daily during Yellowstone Season June 19 to Sept. 12.
- Runs via Borie cut-off; not via Cheyenne.

- ◆ Connecting sleeping car service daily during Yellowstone Season June 19 to Sept. 12.
- ♣ Motor bus; see Note B on page 23. (f) Stops only on signal.
- (C.T.) Central time (M.T.) Mountain time. (P.T.) Pacific time.
- Time between 12.01 midnight and 12.00 noon shown in light face type.
- Time from 12.01 noon to 12.00 midnight shown in heavy face type.

See Pages 58 and 59 for Sample Round Trip Rail Fares to Western Destinations.



ST. LOUIS and KANSAS CITY to LOS ANGELES via Denver

All Trains Daily. For complete schedules see tables 17, 18 and 3	Pacific Limited-Fast Mail 21-221-5 Example		Pony Express-Los Angeles Ltd. 37-7 Example		Pony Express-Los Ang. Challenger 37-717 Example	
	Time	Day	Time	Day	Time	Day
Lv St. Louis (Wabash) (C. T.)	4.00	SUN	4.00	SUN	4.00	SUN
Ar Kansas City	9.20	"	9.20	"	9.20	"
Lv Kansas City (Union Pacific)	10.00	SUN	11.55	SUN	11.55	SUN
" Lawrence	10.41	"	12.50	MON	12.50	MON
" Topeka	11.09	"	1.30	"	1.30	"
" Manhattan	11.55	SUN	2.44	"	2.44	"
" Junction City	12.22	MON	3.32	"	3.32	"
" Salina (C.T.)	1.10	"	5.20	"	5.20	"
" Ellis (M.T.)	2.15	"	7.20	"	7.20	"
" Oakley	3.27	"	9.05	"	9.05	"
Ar Denver	8.00	"	3.30	"	3.30	"
Lv Denver	8.55	"	5.45	"	5.45	"
" La Salle	9.44	"	6.31	"	6.31	"
Ar Cheyenne	Runs via Borie Cutoff		Runs via Borie Cutoff		Runs via Borie Cutoff	
Lv Cheyenne	12.30	"	9.20	MON	9.20	MON
" Laramie	2.50	"	11.47	"	11.47	"
" Rawlins	6.05	"	2.40	TUE	2.40	TUE
" Green River	8.07	"	4.40	"	4.40	"
Ar Evanston	9.55	"	6.40	"	6.40	"
Lv Ogden	10.20	"	6.45	"	6.55	"
Ar Salt Lake City	11.10	"	7.35	"	7.50	"
Lv Salt Lake City	11.25	MON	10.00	"	10.05	"
Ar Milford	3.50	TUE	3.30	"	3.50	"
Ar Lund	4.44	"	4.26	"	4.46	"
Ar Cedar City	6.15	"	6.00	"	6.00	"
Lv Cedar City	10.30	MON	3.00	"	3.00	"
Lv Lund	4.44	TUE	4.26	"	4.46	"
Ar Calliente (M.T.)	6.46	"	6.35	"	6.55	"
" Las Vegas (P.T.)	8.55	"	9.05	TUE	9.25	TUE
" San Bernardino	3.32	"	5.30	WED	5.40	WED
" Riverside	4.02	"	6.06	"	6.16	"
" East Los Angeles	5.18	"	7.52	"	8.00	"
Ar Los Angeles	5.50	"	8.30	"	8.35	"
Ar Pasadena	6.05	"	8.50	"	8.50	"
Ar Glendale	6.30	"	9.15	"	9.15	"
Ar Anaheim	6.30	"	9.15	"	9.15	"
Ar Long Beach	6.25	"	9.00	"	9.00	"
Ar San Pedro	7.00	TUE	9.35	WED	9.35	WED

Equipment for Page 14

★ **NO. 21-221-5—PACIFIC LTD.—FAST MAIL—DAILY**—See Footnote ●
 Wabash No. 9 to Kansas City; No. 21 to Denver; No. 221 to Green River; No. 5 to Los Angeles.
 Club Lounge Car..... Kansas City to Salt Lake City (beverages; radio).
 Cafe Lounge Car..... Caliente to Barstow.
 Standard Sleeping Cars... Kansas City to Los Angeles—10 Sec., Compts., D. R. Kansas City to Denver—10 Sec., Compt., D. R. St. Louis to Ogden (for San Francisco)—10 Sec., Compts., D. R. (Runs through in train 21. See Table E). Salt Lake City to Cedar City—10 Sec., Compts., D. R. (Summer season only. No. 315 south of Lund). Cedar City to Las Vegas—10 Sec., Compts., D. R. (Summer season only. No. 314 to Lund, No. 5 to Las Vegas).
 Tourist Sleeping Car..... Kansas City to Los Angeles—14 Sections.
 Reclining Seat Coaches... St. Louis to Kansas City; Kansas City to Denver.
 Dining Car..... Meal service.

★ **NO. 37-7—PONY EXPRESS—LOS ANGELES LIMITED—DAILY**
 No. 37 to Salt Lake City; No. 7 to Los Angeles.
 Club Lounge Car..... Kansas City to Los Angeles (beverages; radio).
 Standard Sleeping Cars... Kansas City to Los Angeles—12 Sections, D. R. (Open 10:00 p.m.). (Car to car change after leaving Denver). Denver to Los Angeles—10 Sec., Compt., D. R. Denver to Salt Lake—12 Sec., 2 Double Bedrooms.
 Dining Car..... Meal service.

★ **NO. 37-717—PONY EXPRESS—LOS ANG. CHALLENGER—DAILY**
 Wabash No. 9 to Kansas City; No. 37 to Salt Lake City; No. 717 to Los Angeles.
 Lounge Car..... Salt Lake to Los Angeles. (for sleeping car passengers).
 Tourist Sleeping Car..... Denver to Los Angeles—14 Sections.
 Reclining Seat Coaches... St. Louis to Kansas City; Kansas City to Denver. Denver to Salt Lake City and Los Angeles.
 Dining Car..... Serving special low cost meals.

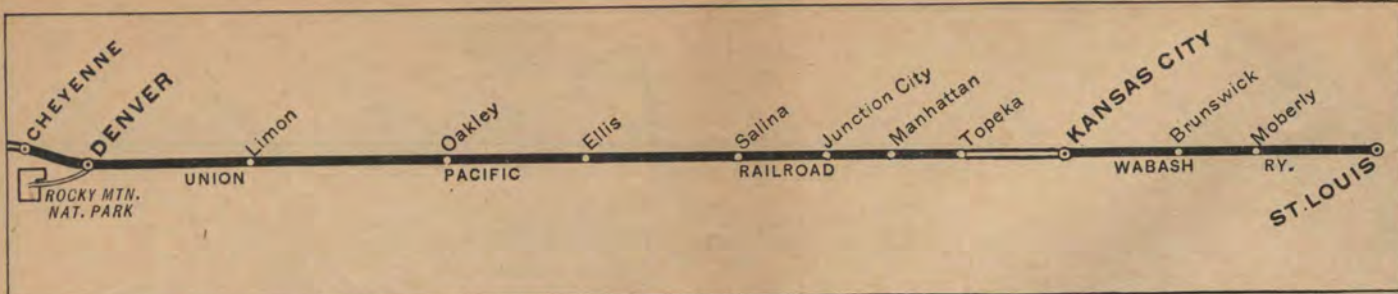
Footnotes for Page 14

- ★ Regularly assigned through cars air-conditioned. (f) Stops only on signal.
 - See Table A, page 8, for additional equipment and schedule train 21 for passengers enroute Utah-Arizona Parks.
 - X Regular stop for coach section; conditional stop for Pullman section; see table 17, page 42.
 - ⊕ Only coach section of train 21 stops at Oakley; see table 17, page 42.
 - Motor Bus service between Lund and Cedar City.
 - ▲ Motor Bus connections with main line trains at East Los Angeles.
- (C.T.) Central time. (M.T.) Mountain time. (P.T.) Pacific time.
 Time between 12.01 midnight and 12.00 noon shown in light face type.
 Time from 12.01 noon to 12.00 midnight shown in heavy face type.



Union Pacific Motor Coach Service TO AND FROM EAST LOS ANGELES, CALIF.

- The Union Pacific maintains a passenger station at East Los Angeles, from which it operates luxurious motor coaches direct to Glendale, Pasadena, Alhambra, San Pedro, Long Beach, Anaheim, Fullerton, La Habra, Whittier and intermediate points.
- Passengers ticketed for those places may leave train at East Los Angeles where waiting motor coaches will take them direct to destination without extra charge. Baggage too, can be checked through to any of those places. These motor coaches also deliver east-bound passengers to the East Los Angeles station. See Tables 99, 100, and 101 for local schedules of all motor coaches.



LOS ANGELES to KANSAS CITY and ST. LOUIS via Denver

Table No. D All Trains Daily. For complete schedules see tables 3, 17 and 18	Los. Ang. Limited Pony Express 8-38 Example	Los. Ang. Challenger Pony Express 818-38 Example	Pacific Limited 14-24 Example	Denver Limited 22 Example
Lv San Pedro. (P. T.)	▲ 6.25 SUN	▲ 6.25 SUN	▲ 6.25 SUN	
Lv Long Beach	▲ 7.10 "	▲ 7.10 "	▲ 7.05 "	
Lv Anaheim	▲ 7.00 "	▲ 7.00 "	▲ 7.00 "	
Lv Glendale	▲ 6.50 "	▲ 6.50 "	▲ 6.45 "	
Lv Pasadena	▲ 7.30 "	▲ 7.30 "	▲ 7.20 "	
Lv Los Angeles	8.00 "	8.05 "	8.00 "	
" East Los Angeles	8.25 "	8.30 "	8.25 "	
" Riverside	9.55 "	10.05 "	9.50 "	
" San Bernardino	10.25 SUN	10.35 SUN	10.20 "	
" Las Vegas (P.T.)	5.40 MON	6.20 MON	5.35 "	
Lv Caliente (M.T.)	10.10 "	10.50 "	10.02 SUN	
Lv Lund	11.17 "	11.44 "	12.15 MON	
Ar Cedar City	○2.15 "	○2.15 "	○6.15 MON	
Lv Cedar City	○11.00 "	○11.00 "	○10.30 SUN	
Lv Lund	11.17 "	11.44 "	12.15 MON	
" Milford	1.08 "	1.33 "	1.05 "	
Ar Salt Lake City	5.50 "	6.00 "	6.25 "	
Lv Salt Lake City	6.30 "	6.30 "	6.45 "	
Ar Ogden	7.20 "	7.20 "	7.35 "	
Lv Ogden	7.40 "	7.40 "	8.35 "	
Ar Evanston	9.24 "	9.24 "	10.18 "	
" Green River	11.30 MON	11.30 MON	12.35 "	
" Rawlins	2.25 TUE	2.25 TUE	3.30 "	
" Laramie	4.50 "	4.50 "	6.05 "	
Ar Cheyenne	Runs via Borie Cutoff	Runs via Borie Cutoff	Runs via Borie Cutoff	
Lv Cheyenne	7.28 TUE	7.28 TUE	9.03 "	
Ar La Salle	8.45 "	8.45 "	10.20 "	
Ar Denver	9.10 "	9.10 "	11.30 MON	5.00 SUN
Lv Denver	" A. "	" A. "	4.50 TUE	9.48 "
Ar Oakley	2.30 "	2.30 "	6.50 "	11.20 "
" Ellis (M.T.)	5.35 "	5.35 "	10.40 "	2.50 MON
" Salina (C.T.)	6.32 "	6.32 "	12.17 "	4.05 "
" Junction City	6.58 "	6.58 "	12.50 "	4.45 "
" Manhattan	7.47 "	7.47 "	2.10 "	5.47 "
" Topeka	8.15 "	8.15 "	2.43 "	6.21 "
Ar Kansas City	9.00 TUE	9.00 TUE	3.45 TUE	7.15 MON
Lv Kansas City (Wabash)	11.55 TUE	11.55 TUE	4.35 TUE	7.50 MON
Ar St. Louis (C.T.)	7.30 WED	7.30 WED	9.55 TUE	1.20 MON

Equipment for Page 15

★ **NO. 8-38—LOS ANGELES LIMITED—PONY EXPRESS—DAILY**
 No. 8 to Salt Lake City; No. 38 to Kansas City; Wabash No. 18 to St. Louis.
 Club Lounge Car..... Los Angeles to Kansas City (beverages; radio).
 Standard Sleeping Cars..... Los Angeles to Kansas City and St. Louis—10 Sections, Compt., Drawing-room.
 Ogden to St. Louis—10 Sections, Compts., D. R. (from San Francisco to Ogden in train 28).
 Salt Lake City to Denver—12 Sec., 2 Double Bedrooms.
 Dining Car..... Meal service.

★ **NO. 818-38—LOS ANG. CHALLENGER—PONY EXPRESS—DAILY**
 No. 818 to Salt Lake City; No. 38 to Kansas City; Wabash No. 18 to St. Louis.
 Lounge Car..... Los Angeles to Salt Lake. (for sleeping car passengers).
 Tourist Sleeping Cars..... Los Angeles to Kansas City and St. Louis—14 Sections (car to car change before arrival Denver).
 Ogden to St. Louis—16 Sections (from San Francisco).
 Reclining Seat Coaches..... Los Angeles to Denver; Salt Lake City to Kansas City.
 Dining Car..... Serving special low cost meals.

★ **NO. 14-24—PACIFIC LIMITED—DAILY**
 No. 14 to Ogden; No. 24 to Kansas City; Wabash No. 12 to St. Louis.
 Club Lounge Car..... Salt Lake City to Kansas City (beverages; radio).
 Standard Sleeping Cars..... Los Angeles to Kan. Cy.—10 Sec., Compts., D. R. (For east of Denver make car to car change before arrival Denver).
 Green River to Kansas City—12 Sec., D. R. (from Portland in train 44).
 Las Vegas to Cedar City—10 Sec., Compts., D. R. (Summer season only, No. 315 south of Lund).
 Cedar City to Salt Lake City—10 Sec., Compts., D. R. (Summer season only, No. 314 to Lund).
 Tourist Sleeping Car..... Los Angeles to Denver—14 Sections.
 Reclining Seat Coaches..... Los Angeles to Kansas City; Kansas City to St. Louis.
 Dining Car..... Meal service.

★ **NO. 22—DENVER LIMITED—DAILY—Wabash No. 2 to St. Louis.**
 Club Lounge Car..... Denver to Kansas City (beverages; radio).
 Standard Sleeping Cars..... Denver to St. Louis—12 Sections, D. R. Denver to Kansas City—10 Sec., Compts., D. R.
 Tourist Sleeping Car..... Denver to Kansas City—14 Sections.
 Reclining Seat Coaches..... Denver to Kansas City and St. Louis.
 Dining Car..... Meal service.

Footnotes for Page 15

★ Regularly assigned through cars air-conditioned.
 A Conditional stop; see table 17, page 42.
 ▲ Motor Bus connections with main line trains at East Los Angeles.
 (f) Stops only on signal. ○ Motor Bus between Lund and Cedar City.
 (C.T.) Central time. (M.T.) Mountain time. (P.T.) Pacific time.



Zion's Great White Throne

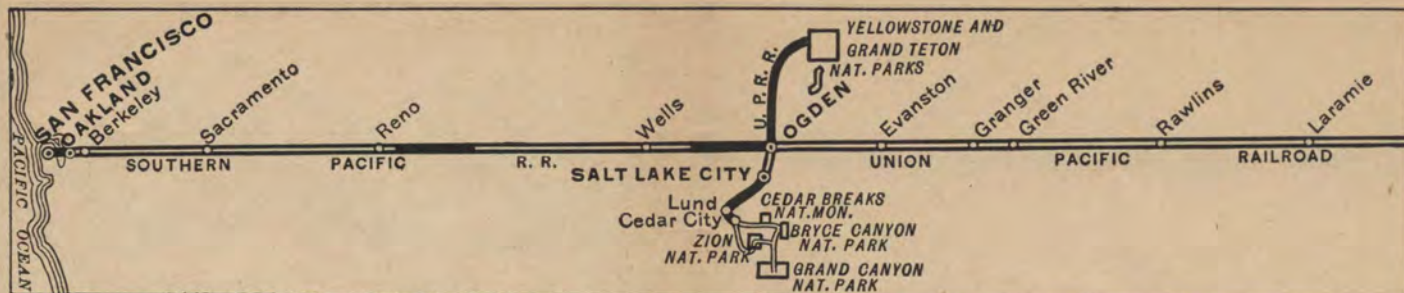
Zion National Park, Utah
 (Open Summer and Winter)
DEATH VALLEY—BOULDER DAM
 (Charges shown do not include federal tax)

- Colorful Zion Canyon is open all winter. The season is extremely mild. A one day side-trip from Lund, Utah, costs as little as \$10.90 (all-expense) per person for one or more persons. Side-trips of longer stay are available at \$14.75 and \$15.00 each. Ideal on trips to and from Southern California.
- Death Valley as a winter desert resort is unsurpassed for climate, hotel accommodations and scenic wonders. Season November 1 to May 1. Inexpensive all-expense tours from Las Vegas, Nevada.
- See page 24 for information on Boulder Dam.

Ask any Union Pacific Agent or representative for information and literature about these regions.



Death Valley, California



ST. LOUIS and KANSAS CITY to SAN FRANCISCO via Denver

Table E All Trains Daily—For complete schedules see tables 4, 17 and 18		Pacific Limited 21-221-21 Example	Pony Express- San Fran. Overland 37-27 Example	Pony Express- San Fran. Challenger 37-87 Example
Wabash				
Lv St. Louis (C.T.)	4.00 SUN	4.00 SUN	4.00 SUN	
Ar Kansas City	9.20 "	9.20 "	9.20 "	
Union Pacific				
Lv Kansas City	10.00 SUN	11.55 SUN	11.55 SUN	
" Lawrence	X 10.41 "	12.50 MON	12.50 MON	
" Topeka	11.09 "	1.30 "	1.30 "	
" Manhattan	11.55 SUN	2.44 "	2.44 "	
" Junction City	12.22 MON	3.32 "	3.32 "	
" Salina (C.T.)	1.10 "	5.20 "	5.20 "	
" Ellis (M.T.)	2.15 "	7.20 "	7.20 "	
" Oakley	⊕ 3.27 "	9.05 "	9.05 "	
Ar Denver	8.00 "	3.30 "	3.30 "	
Lv Denver	8.55 "	5.45 "	5.45 "	
" La Salle	9.44 "	6.31 "	6.31 "	
" Greeley	9.53 "	6.43 "	6.43 "	
Ar Cheyenne	Runs via	Runs via	Runs via	
Lv Cheyenne	Borie Cutoff	Borie Cutoff	Borie Cutoff	
" Laramie	12.30 "	9.20 MON	9.20 MON	
" Rawlins	2.50 "	11.47 MON	11.47 MON	
" Rock Springs	5.08 "	2.05 TUE	2.05 TUE	
" Green River	6.45 "	2.40 "	4.05 "	
" Evanston	9.15 "	4.40 "	6.23 "	
Ar Ogden (M.T.)	11.15 MON	6.40 TUE	8.30 TUE	
Lv Salt Lake City	11.00 MON	8.00 TUE	8.00 TUE	
Southern Pacific				
Lv Reno (P.T.)	11.10 MON	8.20 TUE	8.45 TUE	
Ar Reno	12.50 TUE	8.52 "	9.53 "	
" Truckee	1.50 "	10.30 TUE	11.25 TUE	
" Sacramento	6.10 "	3.55 WED	4.40 WED	
" Berkeley	8.35 "	7.15 "	7.25 "	
" Oakland (18th St.)	8.50 "	7.24 "	7.33 "	
" Oakland Pier	8.57 "	7.40 "	7.45 "	
Ar San Francisco (P.T.)	9.30 TUE	8.25 WED	8.25 WED	

Equipment for Page 16

★ **NO. 21—PACIFIC LIMITED—DAILY**—Wabash No. 9 to Kansas City; No. 21 to Denver; No. 221 to Green River; No. 21 to Ogden; S. P. No. 21 to San Francisco.

Lounge Car Service Kansas City to San Francisco; (beverages; radio).
Standard Sleeping Cars St. Louis to San Francisco—10 Sec., Compt., D. R.
Kansas City to Denver—10 Sections, Compt., D. R.
Salt Lake City to San Francisco—10 Sections, Compt., D. R.
partments, Drawing-room. (No. 51 to Ogden).

Tourist Sleeping Car St. Louis to San Francisco—16 Sections.
Reclining Seat Coaches St. Louis to Cheyenne; Kansas City to San Francisco.
Dining Car Meal service.

★ **NO. 37-27—PONY EXPRESS—SAN FRAN. OVERLAND LTD.—DAILY**
No. 37 to Ogden; S. P. No. 27 to San Francisco.

Club Lounge Car Kansas City to San Francisco (beverages; radio).
Standard Sleeping Car Kansas City to San Francisco—12 Sections, Drawing-room (Open 10:00 p. m.)
Dining Car Meal service.

★ **NO. 37-87—PONY EXPRESS—SAN FRAN. CHALLENGER—DAILY**

Wabash No. 9 to Kansas City; No. 37 to Green River; No. 87 to Ogden; S. P. No. 87 to San Francisco.

Lounge Car Green River to San Fran. (for sleeping car passengers).
Tourist Sleeping Car Denver to San Francisco—14 Sections.
Reclining Seat Coaches St. Louis to Kansas City.

Kansas City to Denver; Denver to Ogden; Ogden to San Francisco.
Dining Car Serving special low cost meals.

Footnotes for Page 16

★ Regularly assigned through cars air-conditioned.

⊕ Only coach section of train 21 stops at Oakley; see table 17, page 42.

X Regular stop for coach section; conditional stop for Pullman section; see table 17, page 42.

(C.T.) Central Time. (M.T.) Mountain time. (P.T.) Pacific time.

Time between 12.01 midnight and 12.00 noon shown in light face type.

Time from 12.01 noon to 12.00 midnight shown in heavy face type.

Streamliners Special Sailings Notice

The Streamliners—City of Los Angeles Christmas and New Years

- ★ The scheduled December 24 sailings of Nos. 103 and 104 from both Chicago and Los Angeles will be made on December 23. These trains will arrive both Los Angeles and Chicago on December 25.
- ★ The scheduled December 31 sailing of No. 103 from Chicago will be made on December 29. This train will arrive Los Angeles on December 31.
- ★ The scheduled December 31 sailing of No. 104 from Los Angeles will be made on January 1. This train will arrive Chicago on January 3.
- ★ These schedules allow for Christmas Day arrivals at both Los Angeles and Chicago; also allow two days in Southern California for eastern visitors to the Rose Bowl football game and other attractions.

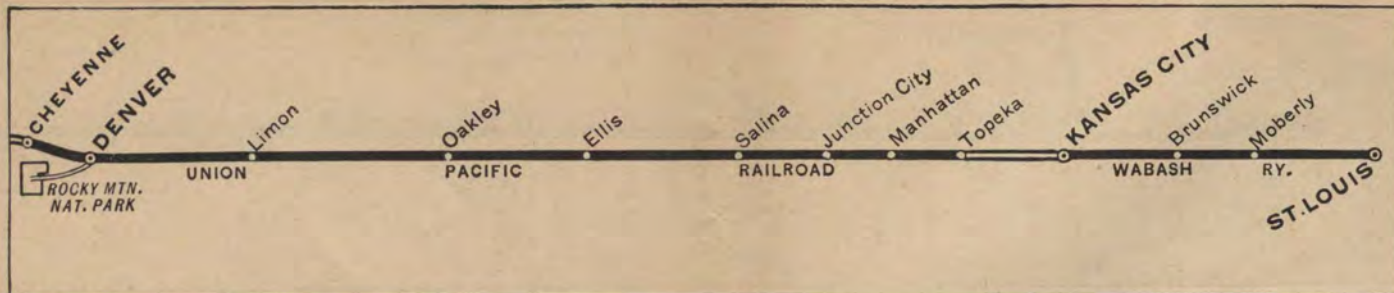
The Streamliner—City of San Francisco Christmas

- ★ The scheduled December 23 sailings of Nos. 101 and 102 from both Chicago and San Francisco will be made on December 22. These trains will arrive both San Francisco and Chicago on December 24.

Other holiday period sailings of these trains will be on regular dates as shown on page 7 of this time folder.

The Progressive

UNION PACIFIC RAILROAD



SAN FRANCISCO to KANSAS CITY and ST. LOUIS via Denver

	San Fran. Overland- Pony Express 28-38 Example	San Fran. Challenger Pony Express 88-38 Example	Pacific Limited 14-24 Example	Denver Limited 22 Example
Table E All Trains Daily. For complete schedules see tables 4, 17 and 18				
Southern Pacific				
Lv San Francisco (P.T.)..	8.35 SUN	8.00 SUN	8.35 SUN	
" Oakland Pier.....	9.10 "	8.35 "	9.05 "	
" Oakland (16th St.)....	9.18 "	8.43 "	9.12 "	
" Berkeley.....	9.30 "	8.56 "	9.22 "	
" Sacramento.....	11.45 SUN	11.20 SUN	11.30 "	
" Truckee.....	O. MON	3.50 MON	4.00 "	
" Reno.....	5.40 "	5.00 "	5.13 SUN	
Ar Ogden (P.T.).....	6.10 "	6.05 "	6.55 MON	
Union Pacific				
Ar Salt Lake City.....	8.20 MON	8.20 MON	9.40 MON	
Wabash				
Lv Ogden (M.T.).....	7.40 MON	7.40 MON	8.35 MON	
Ar Evanston.....	9.24 "	9.24 "	10.18 "	
" Green River.....	11.30 MON	11.30 MON	12.35 "	
" Rock Springs.....	12.08 TUE	12.08 TUE	1.10 "	
" Rawlins.....	2.25 "	2.25 "	3.30 "	
" Laramie.....	4.50 "	4.50 "	6.05 "	
Ar Cheyenne.....	Runs Via	Runs Via	Runs Via	
Lv Cheyenne.....	Borie Cutoff	Borie Cutoff	Borie Cutoff	
Ar Greeley.....	7.16 TUE	7.16 TUE	8.50 "	
" La Salle.....	7.28 "	7.28 "	9.03 "	
Ar Denver.....	8.45 "	8.45 "	10.20 "	
Lv Denver.....	9.10 "	9.10 "	11.30 MON	5.00 SUN
Ar Oakley.....	A. "	A. "	4.50 TUE	9.48 "
" Ellis (M.T.).....	2.30 "	2.30 "	6.50 "	11.20 "
" Salina (C.T.).....	5.35 "	5.35 "	10.40 "	2.50 MON
" Junction City.....	6.32 "	6.32 "	12.17 "	4.05 "
" Manhattan.....	6.58 "	6.58 "	12.50 "	4.45 "
" Topeka.....	7.47 "	7.47 "	2.10 "	5.47 "
" Lawrence.....	8.15 "	8.15 "	2.43 "	6.21 "
Ar Kansas City.....	9.00 TUE	9.00 TUE	3.45 TUE	7.15 MON
St. Louis				
Lv Kansas City.....	11.55 TUE	11.55 TUE	4.35 TUE	7.50 MON
Ar St. Louis (C.T.).....	7.30 WED	7.30 WED	9.55 TUE	1.20 MON

Equipment for Page 17

- ★ **NO. 28-38—SAN FRAN. OVERLAND—PONY EXPRESS—DAILY**
S. P. No. 28 to Ogden; No. 38 to Kansas City; Wabash No. 18 to St. Louis.
Club Lounge Car.....San Francisco to Kansas City. (beverages; radio).
Standard Sleeping Cars...San Francisco to St. Louis—10 Sec., Compts., D. R.
San Francisco to Denver—12 Sections, D. R.
Ogden to K. City.—10 Sec., Compt., D. R. (from L. A.).
Dining Car.....Meal service.
- ★ **No. 88-38—SAN FRAN. CHALLENGER—PONY EXPRESS—DAILY**
S. P. No. 88 to Ogden; No. 38 to Kansas City; Wabash No. 18 to St. Louis.
Lounge Car.....San Francisco to Ogden. (for sleeping car passengers).
Tourist Sleeping Car.....San Francisco to St. Louis—16 Sections.
Reclining Seat Coaches...San Francisco to Ogden; Ogden to Kansas City.
Dining Car.....Serving special low cost meals.
- ★ **NO. 14-24—PACIFIC LIMITED—DAILY**
S. P. No. 14 to Ogden; No. 24 to Kansas City.
Lounge Car Service.....San Francisco to Kansas City (beverages; radio).
Standard Sleeping Cars . . . San Francisco to Cheyenne (for Chicago)—12 Sec., D.R.
Green River to Kansas City (from Portland)—12 Sec., D.R.
San Francisco to Salt Lake City—10 Sec., Compts.,
D. R. (No. 717 south of Ogden).
Tourist Sleeping Car.....San Francisco to Denver—14 Sections.
Reclining Seat Coaches...San Francisco to Kansas City.
Dining Car.....Meal service.
- ★ **NO. 22—DENVER LIMITED—DAILY—Wabash No. 2 to St. Louis.**
Club Lounge Car.....Denver to Kansas City (beverages; radio).
Standard Sleeping Cars... Denver to St. Louis—12 Sections, D. R.
Denver to Kansas City—10 Sec., Compts., D. R.
Tourist Sleeping Car.....Denver to Kansas City—14 Sections.
Reclining Seat Coaches...Denver to Kansas City and St. Louis.
Dining Car.....Meal service.

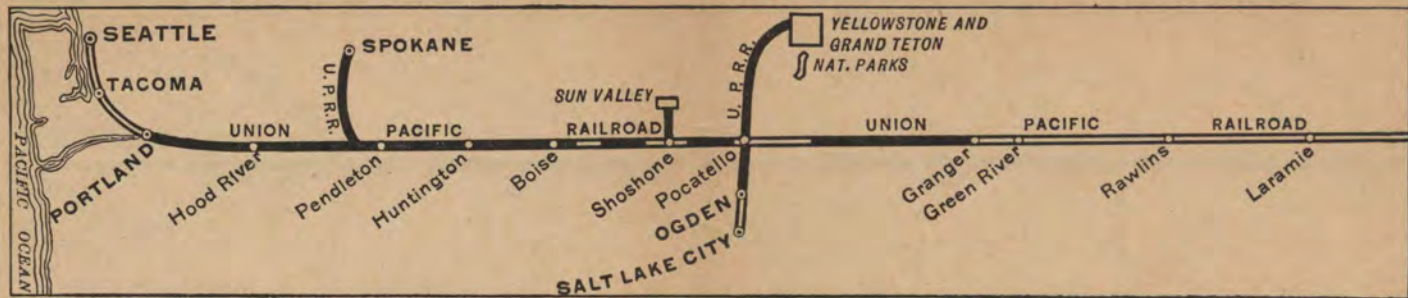
Footnotes for Page 17

- ★ Regularly assigned through cars air-conditioned. ○ Conditional stop; see table 4.
A Conditional stop; see table 17, page 42.
(C.T.) Central time. (M.T.) Mountain time (P.T.) Pacific time.
Time between 12.01 midnight and 12.00 noon shown in light face type.
Time from 12.01 noon to 12.00 midnight shown in heavy face type.

Sun Valley Special Skiing and Skating Events

Winter-Spring 1941-1942

Intercollegiate Ski Meet	December 29, 30, 31
Mid-Winter Sports Carnival and Interstate Ski Meet	January 17, 18
Mid-Winter Ice Carnival	January 18
Sun Valley Ski Club Meet	February 22
Sun Valley Ice Carnival	February 22
Sun Valley Skating Club Carnival	March 22
Official International Open Downhill and Slalom Championships and Sixth Annual Competition for The Harriman Trophy	March 28, 29
Idaho American Legion Junior Championships	April 4, 5
Sun Valley Snow and Spring Sports Meet	April 16, 17, 18, 19



ST. LOUIS and KANSAS CITY to PORTLAND and SEATTLE via Denver

Table F		Pacific Limited	Pony Express
All Trains Daily—For complete schedules see tables 17, 18 and 6		21-221-25 Example	Portland Rose 37-17 Example
Ar	St. Louis (Wabash) (C.T.)	4.00 SUN	4.00 SUN
Ar	Kansas City	9.20 SUN	9.20 SUN
Union Pacific			
Lv	Kansas City	10.00 SUN	11.55 SUN
"	Lawrence	X10.41	12.50 MON
"	Topeka	11.09	1.30
"	Manhattan	11.55 SUN	2.44
"	Junction City	12.22 MON	3.32
"	Salina (C.T.)	1.10	5.20
"	Ellis (M.T.)	2.15	7.20
"	Oakley	3.27	9.05
Ar	Denver	8.00	3.30
Lv	Denver	8.55	5.45
"	La Salle	9.44	6.31
"	Cheyenne	Via Borie	Via Borie
"	Laramie	12.30	9.20 MON
"	Rawlins	2.50	11.47 MON
"	Green River	6.30	4.00 TUE
"	Kemmerer	8.10	5.35
Ar	Pocatello	12.40 TUE	9.25
Ar	W. Yellowstone	7.30	2.30 TUE
Lv	W. Yellowstone	7.15 MON	7.15 MON
Lv	Pocatello	1.25 TUE	9.55 TUE
Ar	Minidoka	2.45	11.15
Ar	Shoshone	3.53	12.15
Lv	Shoshone	4.30	12.30
Ar	Sun Valley	6.00	2.00
Lv	Sun Valley	11.59 MON	10.30
Ar	Shoshone	1.30 TUE	11.59
Lv	Shoshone	3.53 TUE	12.15
"	Boise	7.30	3.55
Ar	Huntington (M.T.)	10.35	7.00
Lv	Huntington (P.T.)	9.45	6.10
Ar	Baker	11.12	7.35
"	Pendleton	2.59	11.35 TUE
"	The Dalles	6.10	3.35 WED
"	Hood River	6.50	5.24
Ar	Portland	8.55 TUE	7.20
Lv	Portland	11.30 TUE	8.30 WED
Ar	Tacoma	5.05 WED	1.04
Ar	Seattle (P.T.)	6.45 WED	2.20 WED

Equipment for Page 18

★ NO. 21-221-25—PACIFIC LIMITED—DAILY

Wabash No. 9 to Kansas City; No. 21 to Denver; No. 221 to Green River; No. 25 to Portland.

Club Lounge Car.....Kansas City to Green River (beverages; radio).
Cafe Lounge Car.....Meal service and lounge, Green River to Portland.
Standard Sleeping Cars...St. Louis to Green River—10 Sections, Compartments, Drawing-room (for San Francisco).

Kansas City to Portland—12 Sections, Drawing-room.
Denver to Sun Valley—8 Sec., Compts., D. R. (Beginning Dec. 19. In No. 225 north of Shoshone; see Table 64, page 49).

Denver to Victor—10 Sec., Compts., D. R. (Summer season only. In trains 45-65 north of Pocatello).
Green River to West Yellowstone—10 Sec., Compts., D. R. (from Chicago). (Summer season only. In train 45 north of Pocatello).

Tourist Sleeping Cars....St. Louis to Gr. River—16 Sections (for San Francisco).
(Change trains at Green River).
Green River to Seattle—16 Sections. (No. 401 Portland to Seattle).

Reclining Seat Coaches...St. Louis to Gr. River; Chey'ne to Portland and Seattle.
Dining Car.....Meal service.

★ NO. 37-17—PONY EXPRESS—PORTLAND ROSE—DAILY

No. 37 to Green River; No. 17 to Portland.

Club Lounge Car.....Kansas City to Portland (beverages; radio).
Standard Sleeping Cars...Kansas City to Portland—12 Sections, D. R. (Open 10:00 p.m.); (Car to car change after leaving Denver).
Denver to Portland—12 Sections, Drawing-room.

Dining Car.....Meal service.

★ NO. 37-17—PONY EXPRESS—PORT. ROSE CHALLENGER—DAILY

Wabash No. 9 to Kansas City; No. 37 to Green River; No. 17 to Portland.

Lounge Car.....Denver to La Grande (for sleeping car passengers).
Tourist Sleeping Car....Denver to Portland—16 Sections.
Reclining Seat Coaches...St. Louis to Kansas City.
Kansas City to Denver; Denver to Portland and Seattle.
Dining Car.....Serving special low cost meals.

Footnotes for Page 18

- ★ Regularly assigned through cars air-conditioned.
- X Regular stop for coach section; conditional stop for Pullman section: see table 17, Page 42.
- ☐ Only coach section of train 21 stops at Oakley; see table 17, page 42.
- ♣ Motor bus; see Note B on page 23.
- Connecting sleeping car service daily during Yellowstone season, June 19 to Sept. 12.
(C.T.) Central time. (M.T.) Mountain time. (P.T.) Pacific time.
Time between 12 01 midnight and 12 00 noon shown in light face type.

Time from 12.01 noon to 12.00 midnight shown in heavy face type.



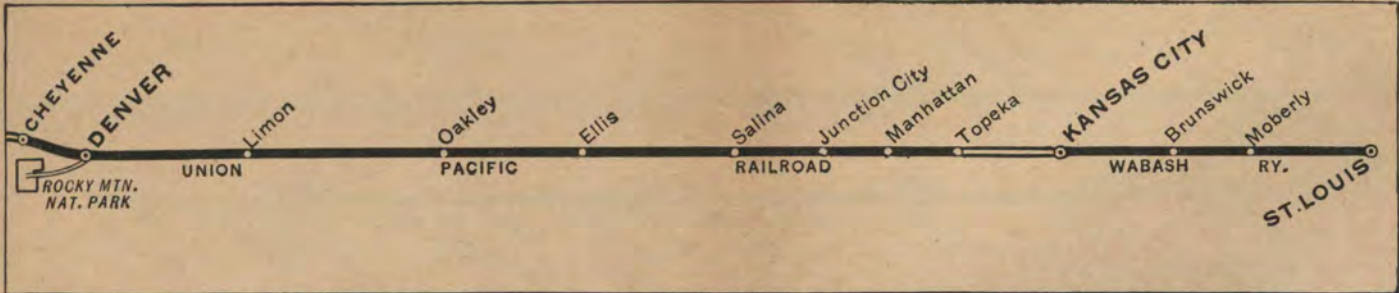
Timberline Lodge, Oregon

IN MOUNT HOOD NATIONAL FOREST

Skiing, riding, golfing, fishing, mountain climbing, hiking, badminton, archery and other activities are offered vacationists at Timberline Lodge, 6000 feet high on Mount Hood, 90 minutes by highway from Portland and reached by regular bus service. Ride the mile-long chair ski lift for an unexcelled view.

Accommodations are the finest in million dollar Timberline Lodge, yet rates are most attractive. Daily motor bus service between Portland and the Lodge.

Ask any Union Pacific Representative for Information or Folder on Oregon's Famous Timberline Lodge.



SEATTLE and PORTLAND to KANSAS CITY and ST. LOUIS via Denver

Table F

All Trains Daily—For complete schedules see tables 6, 17 and 18

	Union Pacific	Portland Rose-Pony Express 18-38 Example	Pacific Limited 44-24 Example	Denver Limited 22 Example
Lv Seattle (P.T.)	4 10 SUN	4 10 SUN	11 30 SAT	
" Tacoma	5 20 "	5 20 "	1 00 SUN	
Ar Portland	9 10 SUN	9 10 SUN	6 30 SUN	
Lv Portland	9 35 SUN	9 35 SUN	8 00 SUN	
" Hood River	11 09 "	11 09 "	9 40 "	
" The Dalles	11 50 SUN	11 50 SUN	10 20 "	
" Pendleton	3 10 MON	3 10 MON	1 40 "	
" Baker	6 45 "	6 45 "	5 37 "	
Ar Huntington (P.T.)	8 10 "	8 10 "	7 10 "	
Lv Huntington (M.T.)	9 20 "	9 20 "	8 20 "	
" Boise	12 05 "	12 05 "	11 13 SUN	
Ar Shoshone	3 20 "	3 20 "	2 25 MON	
Lv Shoshone	3 30 "	3 30 "	4 30 "	
Ar Sun Valley	5 00 "	5 00 "	6 00 "	
Lv Sun Valley	1 15 "	1 15 "	11 59 SUN	
Ar Shoshone	3 00 "	3 00 "	1 30 MON	
Lv Shoshone	3 20 "	3 20 "	2 25 "	
" Mindoka	4 20 "	4 20 "	3 40 "	
Ar Pocatello	5 30 MON	5 30 MON	5 10 MON	
Ar W. Yellowstone	7 30 TUE	7 30 TUE	2 30 "	
Lv W. Yellowstone	12 50 MON	12 50 MON	7 15 SUN	
Lv Pocatello	5 55 "	5 55 "	5 35 "	
" Kemmerer	9 54 "	9 54 "	10 27 "	
Ar Green River	11 15 MON	11 15 MON	12 05 "	
" Rawlins	2 25 TUE	2 25 TUE	3 30 "	
" Laramie	4 50 "	4 50 "	6 05 "	
" Cheyenne	X "	X "	X "	
" La Salle	7 28 "	7 28 "	9 03 "	
Ar Denver	8 45 "	8 45 "	10 20 "	
Lv Denver	9 10 "	9 10 "	11 30 MON	5 00 SUN
Ar Oakley	A "	A "	4 50 TUE	9 48 "
" Ellis (M.T.)	2 30 "	2 30 "	6 50 "	11 20 "
" Salina (C. T.)	5 35 "	5 35 "	10 40 "	2 50 MON
" Junction City	6 32 "	6 32 "	12 17 "	4 12 "
" Manhattan	6 58 "	6 58 "	12 50 "	4 45 "
" Topeka	7 47 "	7 47 "	2 10 "	5 47 "
" Lawrence	8 15 "	8 15 "	2 43 "	6 21 "
Ar Kansas City	9 00 TUE	9 00 TUE	3 45 TUE	7 15 MON
Wabash				
Lv Kansas City	11 55 TUE	11 55 TUE	4 35 TUE	7 50 MON
Ar St. Louis (C.T.)	7 30 WED	7 30 WED	9 55 TUE	1 20 MON

Sun Valley is 1 1/2 miles from Ketchum station

★ NO. 18-38—PORTLAND ROSE—PONY EXPRESS—DAILY
 No. 18 to Green River; No. 38 to Kansas City; Wabash No. 18 to St. Louis.
 Club Lounge Car..... Portland to Kansas City (beverages; radio).
 Standard Sleeping Cars.... Portland to Kansas City and St. Louis—12 Sections, D. R. (Car to car change before arrival Denver).
 Gr. River to St. L.—10 Sec., compts., D. R. (from San F).
 West Yellowstone to Green River—10 Sections, Compts., D. R. (for Chicago). (Summer season only, Nos. 36-30 to Pocatello).
 Dining Car..... Meal service.

★ NO. 18-38—PORT. ROSE CHALLENGER—PONY EXPRESS—DAILY
 No. 18 to Green River; No. 38 to Kansas City; Wabash No. 18 to St. Louis.
 Lounge Car..... La Grande to Denver (for sleeping car passengers).
 Tourist Sleeping Cars.... Seattle and Portland to St. Louis—16 Sec. (No. 458 Seattle to Port.). (Car to car change before arrival Denver).
 Green River to St. Louis—16 Sec. (from San Francisco).
 Reclining Seat Coaches.... Seattle and Portland to Denver; Denver to Kan. City.
 Dining Car..... Serving special low cost meals.

★ NO. 44-24—PACIFIC LIMITED—DAILY
 No. 44 to Green River; No. 24 to Kansas City; Wabash No. 12 to St. Louis.
 Diner-Lounge Car..... Meal service and lounge, Portland to Green River.
 Club Lounge Car..... Green River to Kansas City (beverages; radio).
 Standard Sleeping Cars.... Portland to Kansas City—12 Sec., Drawing-room.
 Sun Valley to Denver—8 Sec., Compts., D. R. (Beginning Dec. 20, No. 244 to Shoshone. Passengers for east of Denver make car to car change before arrival Denver).
 Victor to Denver—10 Sec., Compts., D. R. (Summer season only, No. 66 to Ashton; No. 46 to Pocatello).
 Tourist Sleeping Cars.... Portland to Denver—16 Sections. (Change trains at Green River).
 Green River to Denver—14 Sec. (from San Francisco).
 Reclining Seat Coaches.... Portland to Green River; Green River to Kansas City.
 Dining Car..... Meal service.

★ NO. 22—DENVER LIMITED—DAILY—Wabash No. 2 to St. Louis.
 Club Lounge Car..... Denver to Kansas City (beverages; radio).
 Standard Sleeping Cars.... Denver to St. Louis—12 Sections, D. R. Denver to Kansas City—10 Sec., Compts., D. R.
 Tourist Sleeping Car..... Denver to Kansas City—14 Sections.
 Reclining Seat Coaches.... Denver to Kansas City and St. Louis.
 Dining Car..... Meal service.

Footnotes for Page 19

- ★ Regularly assigned through cars air-conditioned. ♦ Motor bus; see Note B on page 23.
- A Conditional stop; see table 17, page 42. X Via Borie Cut-off.
- Connecting sleeping car service daily during Yellowstone season, June 19 to Sept. 12. (C.T.) Central time. (M.T.) Mountain time. (P.T.) Pacific time.

BONNEVILLE DAM

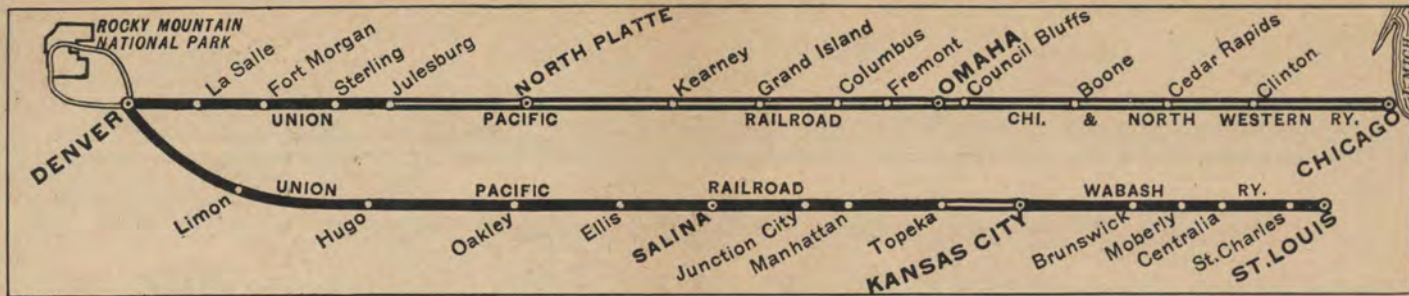
● The giant Bonneville project for navigation and hydro-electric development is but a short distance from Portland, Ore.—42 miles. It is located just at the head of tide water on the Columbia River. The Bonneville Dam Project proper was completed in 1938. Six units are now operating which produce 421,000 horsepower. Four more units are under construction which will bring the total capacity to 717,000 horsepower.

● Best car window views of the Dam, both westbound and eastbound, may be had between Cascade Locks and Bonneville and again just west of Bonneville station.

UNION PACIFIC



A Recent View of Bonneville Dam, Columbia River, Oregon



CHICAGO and OMAHA to DENVER

Table G All Trains Daily—For complete schedules see table 5		Streamliner City of Denver 111 Example	Pacific Limited 21-111 Example	The Columbine 15 Example
C. & N. W.				
Lv	Chicago (C. T.)	6.20 SUN	11.35 SUN	11.45 SAT
Ar	Omaha	2.01 MON	11.00 "	3.50 SUN
C. & N. W.				
Lv	Minneapolis (C. T.)			
"	St. Paul			
"	Sioux City			
Ar	Omaha			
Union Pacific				
Lv	Omaha	2.10 MON	11.20 SUN	4.25 SUN
"	Fremont		12.01 MON	5.25 "
"	Columbus	A	12.48 "	6.30 "
"	Grand Island	4.10 MON	2.07 "	8.15 "
"	Kearney	4.46 "	3.00 "	9.25 "
Ar	North Platte (C.T.)	6.02 "	4.45 "	11.50 "
Lv	North Platte (M.T.)	5.08 "	4.05 "	11.05 "
"	Julesburg	6.17 "	6.17 "	1.15 MON
"	Sterling	7.12 "	7.12 "	2.45 "
"	Fort Morgan	D	D	3.51 "
"	La Salle	8.26 "	8.26 "	5.20 "
Ar	Denver	9.20 MON	9.20 MON	7.00 MON

Ask about TRAVEL ON CREDIT
NO MONEY DOWN . . . PAY LATER

Equipment for Table G

★ NO. 111—The Streamliner. CITY OF DENVER—DAILY

Train runs via C. & N. W. to Omaha; thence U. P.

Registered Nurse—Stewardess Service without Charge.

All-wave Radio Sets in Diner-lounge, Observation Lounge and Coaches.

Diner-Lounge Meal service.
Observation Sleeping Car Chicago to Denver—6 Double Bedrooms.
Standard Sleeping Cars Chicago to Denver—12 Sections (2 cars).
Chicago to Denver—8 Sections, 3 Double Bedrooms.
Chicago to Denver—4 Roomettes, 3 Compartments,
1 Drawing-room, 4 Double Bedrooms.
Frontier Shack Car Chicago to Denver.
Coaches Chicago to Denver—2 Cars, 50 reclining seats each—
all reserved.

This train makes an overnight connection at La Salle, Colo., with No. 221, which, beginning Dec. 19 will carry a through standard sleeping car to Sun Valley, Idaho. See Table F, page 18.

★ NO. 15—THE COLUMBINE—DAILY

Train runs via C. & N. W. to Omaha; thence U. P.

Club Lounge Car Omaha to Denver
Standard Sleeping Car Chicago to Denver—12 Sec., D. R. (Open 9:30 p.m.)
Coaches Chicago and Omaha to Denver.
Dining Car Omaha to North Platte. (Meals in station lunch rooms
between Chicago and Omaha).

No. 21-111—PACIFIC LIMITED—DAILY

Train 21 carries Standard and Tourist sleeping cars, a Club Lounge car, dining car and coaches and runs via Cheyenne to the Pacific Coast. Passengers for Denver may transfer at Julesburg, Colo., to train 111, The Denver Streamliner, at 6:17 a.m., if space is available.

DENVER to OMAHA and CHICAGO

Table G All Trains Daily. For complete schedules see table 5		Streamliner City of Denver 112 Example	The Columbine— Pacific Ltd. 12-14 Example
Union Pacific			
Lv	Denver (M.T.)	3.55 SUN	8.00 SUN
"	La Salle	4.37 "	8.48 "
"	Fort Morgan		10.00 "
"	Sterling	5.54 "	11.01 "
"	Julesburg	6.40 "	12.30 MON
Ar	North Platte (M.T.)	7.43 "	2.02 "
Lv	North Platte (C.T.)	8.45 "	3.10 "
"	Kearney	9.56 "	4.44 "
"	Grand Island	10.30 "	5.42 "
"	Columbus	11.16 "	6.50 "
"	Fremont		7.42 "
Ar	Omaha. Union Pacific	12.35 MON	8.40 MON
C. & N. W.			
Lv	Omaha	12.45 MON	8.55 MON
Ar	Chicago	8.33 MON	8.45 MON
C. & N. W.			
Lv	Omaha		(204-9-204) 8.42 MON
Ar	Sioux City		11.40 "
Ar	St. Paul		7.15 "
Ar	Minneapolis		7.50 MON

Footnotes for Page 20

- ★ Regularly assigned through cars air-conditioned.
- A Stops to let off paying passengers from Chicago or east thereof.
- D Stops to let off paying passengers from Omaha or east thereof.
- (C.T.) Central time. (M.T.) Mountain time.

Equipment for Table G

★ NO. 112—The Streamliner. CITY OF DENVER—DAILY

Train runs via C. & N. W. east of Omaha

Registered Nurse—Stewardess Service without Charge. Radio.

Diner-Lounge Meal Service.
Observation Sleeping Car Denver to Chicago—6 Double Bedrooms.
Standard Sleeping Cars Denver to Chicago—12 Sections (2 cars).
Denver to Chicago—8 Sections, 3 Double Bedrooms.
Denver to Chicago—4 Roomettes, 3 Compartments,
1 Drawing-Room, 4 Double Bedrooms.
Frontier Shack Car Denver to Chicago.
Coaches Denver to Chicago—2 Cars, 50 reclining seats each—
all reserved.

★ NO. 12-14—THE COLUMBINE—PACIFIC LIMITED—DAILY

Train runs via C. & N. W. east of Omaha.

No. 12 to Omaha; C. & N. W. No. 14 to Chicago.

Club Lounge Car Denver to Omaha.
Standard Sleeping Car Denver to Chicago—12 Sections, Drawing-room.
Coaches Denver to Omaha and Chicago.
Dining Car Columbus to Chicago.

A Reminder about Sun Valley, Idaho

AMERICA'S ALL-YEAR VACATION CENTER
The Fall Sports—Hunting Season Now in Progress

For Detail Information
ask any Union Pacific Agent or Representative

ST. LOUIS — KANSAS CITY — DENVER

Pony Express 37 Example	Pacific Limited 21 Example	Table H All trains daily—For complete schedules, see table 17	Pony Express 38 Example	Pacific Limited 24 Example	Denver Limited 22 Example
4.00 SUN	4.00 SUN	Wabash	7.30 MON	9.55 MON	1.20 MON
9.20 " "	9.20 " "	Ar St. Louis (C.T.) . . . Ar Kansas City . . . Lv Union Pacific	11.55 SUN	4.35 " "	7.50 " "
11.55 SUN	10.00 SUN	Lv Kansas City . . . Ar	9.00 SUN	3.45 MON	7.15 MON
12.02 MON	" "	Ar Kansas City . . . Lv	" "	3.31 " "	" "
12.50 " "	X1041 " "	Lv Lawrence . . . " "	8.15 " "	2.43 " "	6.21 " "
1.30 " "	11.09 " "	" Topeka . . . " "	7.47 " "	2.10 " "	5.47 " "
1.58 " "	" "	" St. Mary . . . " "	" "	1.33 " "	" "
2.44 " "	11.55 SUN	" Manhattan . . . " "	6.58 " "	12.50 " "	4.45 " "
3.07 " "	" "	" Fort Riley . . . " "	" "	12.26 " "	" "
3.32 " "	12.22 MON	" Junction City . . . " "	6.32 " "	12.17 " "	4.12 " "
4.17 " "	" "	" Abilene . . . " "	" "	11.26 " "	3.25 " "
5.20 " "	1.10 " "	" Salina . . . " "	5.35 " "	10.40 " "	2.55 " "
8.00 " "	3.05 MON	Ar Ellis (C.T.) . . . Lv	3.37 SUN	8.00 " "	12.28 MON
7.20 " "	2.15 MON	Lv Ellis (M.T.) . . . Ar	2.30 SUN	6.50 " "	11.20 SUN
9.05 " "	3.27 " "	Oakley . . . Lv	A "	4.50 " "	9.48 " "
12.52 " "	6.02 " "	Hugo . . . " "	10.57 " "	1.40 " "	6.58 " "
1.17 " "	" "	Limon . . . " "	" "	1.17 MON	6.37 " "
3.30 MON	8.00 MON	Ar Denver . . . Lv	9.10 SUN	11.30 SUN	5.00 SUN

Footnotes for Page 21

* Regularly assigned through cars air-conditioned.

☐ Conditional stop; see table 17, page 42.

X Regular stop for coach section; conditional stop for Pullman section; see table 17, page 42.

⊕ Only coach section of train 21 stops at Oakley; see table 17, page 42.

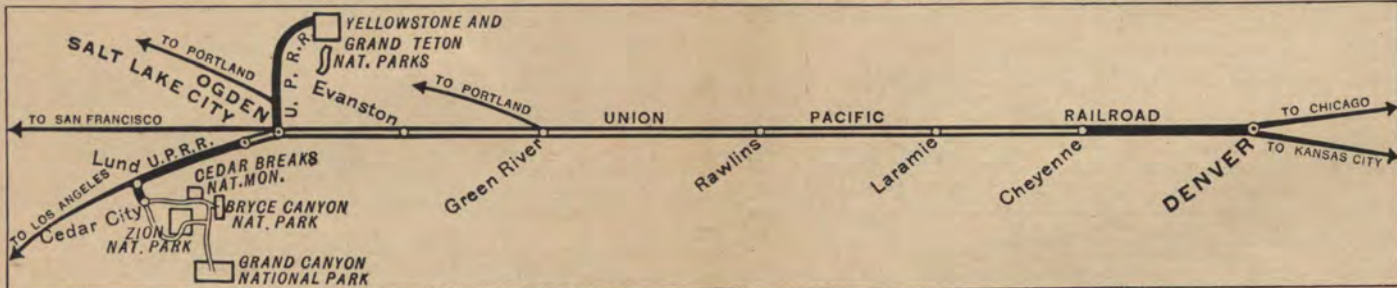
(C.T.) Central time. (M.T.) Mountain time. (P.T.) Pacific time.

Time between 12.01 midnight and 12.00 noon shown in light face type.

Time from 12.01 noon to 12.00 midnight shown in heavy face type.

Equipment for Table H

- ★ **NO. 21—PACIFIC LIMITED—DAILY**—Wabash No. 9 to Kansas City.
Club Lounge Car Kansas City to Denver. (beverages; radio).
Standard Sleeping Cars St. Louis to Denver—10 Sec., Compts., D. R. (for S. F.).
Kansas City to Denver—10 Sec., Compartment, D. R.
Kansas City to Denver—12 Sections, Drawing-room.
Tourist Sleeping Cars St. Louis to Denver—16 Sections (for San Francisco).
Kansas City to Denver—14 Sections (for Los Angeles).
Coaches St. Louis to Denver.
Dining Car Meal service.
- ★ **NO. 37—PONY EXPRESS—DAILY**
Club Lounge Car Kansas City to Denver (beverages; radio).
Standard Sleeping Car Kansas City to Denver—12 Sec., D. R. (Open 10:00 p.m.)
Coaches Kansas City to Denver.
Dining Car Meal service.
- ★ **NO. 38—PONY EXPRESS—DAILY**—Wabash No. 18 to St. Louis.
Club Lounge Car Denver to Kansas City (beverages; radio).
Standard Sleeping Car Denver to St. Louis—10 Sec., Compts., D. R. (from S. F.).
Denver to Kan. Cy.—10 Sec., Compt., D. R. (from L. A.)
Tourist Sleeping Car Denver to St. Louis—16 Sections (from San Francisco).
Coaches Denver to Kansas City.
Dining Car Meal service.
- ★ **NO. 24—PACIFIC LIMITED—DAILY**
Club Lounge Car Denver to Kansas City. (beverages; radio).
Standard Sleeping Car Denver to Kansas City—12 Sec., D. R. (from Portland).
Coaches Denver to Kansas City.
Dining Car Meal service.
- ★ **NO. 22—DENVER LIMITED—DAILY**—Wabash No. 2 to St. Louis.
Club Lounge Car Denver to Kansas City (beverages; radio).
Standard Sleeping Cars Denver to St. Louis—12 Sections. D. R.
Denver to Kansas City—10 Sec., Compts., D. R.
Tourist Sleeping Car Denver to Kansas City—14 Sections.
Coaches Denver to St. Louis.
Dining Car Meal service.



DENVER—SALT LAKE CITY

Pacific Limited 221-5 Example	Pony Express 37 Example	Table J All trains daily. For complete schedules see tables 18 and 19.	Pony Express 38 Example	Pacific Limited 14-24 Example
8.55 SUN	5.45 SUN	Lv Denver (M.T.) Ar	8.45 MON	10.20 SUN
9.44 " "	6.31 " "	" LaSalle Ar	7.28 " "	9.03 " "
Via Borlie	Via Borlie	Lv Cheyenne Ar	Via Borlie	Via Borlie
12.30 " "	9.20 SUN	" Laramie Lv	4.58 MON	6.12 SUN
2.50 " "	11.47 " "	" Rawlins " "	2.32 " "	3.37 " "
6.05 " "	2.40 MON	" Green River " "	11.50 SUN	12.50 " "
8.07 " "	4.40 " "	" Evanston " "	9.32 " "	10.25 " "
9.55 " "	6.40 " "	Ar Ogdens Lv	7.40 " "	8.35 " "
11.10 SUN	7.50 MON	Ar Salt Lake City Lv	6.30 SUN	6.45 SUN

Equipment for Table J

- ★ **NO. 221-5—PACIFIC LIMITED—DAILY**—221 to Green River; 5 to Salt Lake City.
Club Lounge Car Denver to Salt Lake City. (beverages; radio).
Standard Sleeping Car Denver to Los Angeles—10 Sec., Compts., D. R. (from Kansas City).
Tourist Sleeping Car Denver to Los Angeles—14 Sec. (from Kansas City).
Coaches Denver to Salt Lake City and Los Angeles.
Dining Car Meal service.
- ★ **NO. 14-24—PACIFIC LIMITED—DAILY**—14 to Ogdens; 24 to Denver.
Club Lounge Car Salt Lake City to Denver (beverages; radio).
Standard Sleeping Car Salt Lake City to Denver—10 Sec., Compts., D. R. (from Los Angeles).
Tourist Sleeping Car Salt Lake City to Denver—14 Sec. (from Los Angeles).
Coaches Salt Lake City to Denver and Kansas City.
Dining Car Meal service.

★ **NO. 37—PONY EXPRESS—DAILY**

Registered Nurse—Stewardess Service without Charge.

- Club Lounge Car Denver to Salt Lake City (barber, valet, beverages; radio).
Standard Sleeping Cars Denver to Salt Lake City—10 Sections, Drawing-room
Compt. (for Los Angeles).
Denver to Salt Lake City—12 Sec., 2 Double Bedrooms.
Denver to Ogdens—12 Sec., D. R. (for San Francisco).
Denver to Green River—12 Sec., D. R. (for Portland—See Table F).
Challenger Sleeping Cars Denver to Salt Lake City—14 Sec. (for Los Angeles).
(Pullman Tourist)
Denver to Ogdens—14 Sections (in No. 87 from Green River to San Francisco).
Denver to Green River—16 Sec. (for Portland—See Table F).
Coaches Denver to Salt Lake City and Los Angeles.
Dining Car Meal service.

★ **NO. 38—PONY EXPRESS—DAILY**

Registered Nurse—Stewardess Service without Charge.

- Club Lounge Car Salt Lake City to Denver (barber, valet, beverages; radio).
Standard Sleeping Cars Salt Lake City to Denver—10 Sections, Drawing-room
Compt. (from Los Angeles).
Salt Lake City to Denver—12 Sec., 2 Double Bedrooms.
Ogdens to Denver—10 Sections, Compartments, Drawing-room (S. P. 28 San Francisco to Ogdens).
Challenger Sleeping Cars Salt Lake City to Denver—14 Sec. (from Los Angeles).
(Pullman Tourist)
Ogdens to Denver—16 Sections (S. P. 88 San Francisco to Ogdens).
Coaches Salt Lake City to Denver.
Dining Car Meal service.



CHICAGO-OMAHA-SPOKANE

No. 21-25 Bus 68 Example	No. 17-62- 12 Example	Table K All trains daily—For complete schedules, see tables 1, 2, 6 and 8		No. 11-61- 18 Example	No. 77-44- 14 Example
11.35 SUN	10.25 SUN	Lv Chicago (C.T.) C. & N. W.	Ar	8.30 WED	8.45 TUE
10.55 " MON	10.00 " MON	Lv Omaha Union Pacific	Lv	8.30 TUE	8.55 TUE
11.20 " MON	10.25 " MON	" Green River (M.T.)	Ar	8.00 TUE	8.30 TUE
6.30 MON	4.00 TUE	" Pocatello	Lv	12.45 TUE	1.00 MON
1.25 TUE	9.55 " "	Ar Pendleton (P.T.)	Lv	5.55 MON	5.35 MON
2.59 " "	11.35 TUE	Lv Pendleton	Ar	3.10 " "	1.40 SUN
4.30 " "	12.05 WED	Ar Umatilla	Ar	2.55 " "	1.25 SUN
↓ 4.30 " "	1.20 " "	Ar Wallula	Lv	1.50 " "	↑
↑ 12.55 WED	7.00 " "	Ar Yakima	Lv	8.40 SUN	↑
↓ 6.00 TUE	5.00 " "	Ar Walla Walla	Lv	10.30 SUN	11.45 SUN
↓ 4.10 " "	2.55 " "	Lv Wallula	Ar	12.49 MON	↑
↓ 4.10 " "	4.10 " "	Ar Ayer	Lv	11.41 SUN	↑
↓ 9.00 TUE	7.45 " "	Ar Lewiston	Lv	7.40 SUN	↑
↓ 8.45 " "	8.45 " "	Ar Moscow	Lv	7.10 " "	↑
↓ 4.10 " "	4.10 " "	Lv Ayer	Ar	11.41 SUN	↑
↓ 6.25 " "	6.25 " "	Ar Cheney	Lv	9.56 " "	↑
↑ 11.00 TUE	7.00 WED	Ar Spokane (P.T.)	Lv	9.30 SUN	5.30 SUN

***NO. 21-25-BUS 68-DAILY**
No. 21 to Green River; No. 25 to Pendleton.
Lounge Car Service..... Chicago to Pendleton.
Standard Sleeping Cars..... Chicago to Pendleton. (Change trains at Green River).
Tourist Sleeping Cars..... Chicago to Pendleton, 16 Sec. (Change trains at Gr. River).
Green River to Pendleton—16 Sections (for Seattle).
Coaches..... Chicago to Pendleton; U.P. Stages Pendleton to Spokane.
Dining Car..... Meal service. Chicago to Pendleton.

Equipment for Table K
***NO. 17-62-12-PORTLAND ROSE-THE SPOKANE-DAILY**
No. 17 to Pendleton; No. 62 to Umatilla; No. 12 to Spokane.
Club Lounge Car..... Chicago to Spokane.
Standard Sleeping Cars..... Chicago to Spokane—12 Sections, D. R.
(Car to car change after leaving Pocatello).
Pocatello to Spokane—12 Sec., D.R. (from Salt Lake).
Challenger Sleeping Cars.. Chicago to Spokane—16 Sec. (717 to Green River). (Car to car change after leaving Huntington).
Huntington to Spokane—16 Sections.
Coaches..... Chicago to Pendleton; Pendleton to Spokane.
Dining Car..... Meal Service.

***NO. 11-61-18-THE SPOKANE-PORTLAND ROSE-DAILY**
No. 11 to Umatilla; No. 61 to Pendleton; No. 18 to Chicago.
Club Lounge Car..... Spokane to Chicago.
Standard Sleeping Cars... Spokane to Chicago—12 Sec., D. R. (Passengers make car to car change prior to arrival at Pocatello).
Pendleton to Chicago—8 Sec., Compts., D. R. (from Portland).
Challenger Sleeping Cars.. Spokane to Chicago—16 Sec. (818 Gr. River to Chicago) (Pullman Tourist)
(Car to car change before arrival Huntington).
Pendleton to Chicago—16 Sec. (from Portland).
Coaches..... Spokane to Pendleton; Pendleton to Chicago.
Dining Car..... Meal service.

***NO. 77-44-14-DAILY**—77 to Pendleton; 44 to Green River; 14 to Chicago.
Lounge Car Service..... Pendleton to Chicago.
Standard Sleeping Cars... Pendleton to Gr. River—12 Sec., D. R. (from Portland).
Gr. River to Chicago—12 Sec., D.R. (from Los Angeles).
Tourist Sleeping Cars..... Pendleton to Gr. River—16 Sec. (from Portland).
Green River to Chicago—16 Sec. (from Los Angeles).
Coaches..... Spokane to Pendleton; Pendleton to Chicago.
Dining Car..... Meal service.

ST. LOUIS-KANSAS CITY-SPOKANE

No. 21-5- 25-Bus 68 Example	No. 37-17- 62-12 Example	Table L All trains daily—For complete schedules, see tables 6, 8 and 17		No. 11-61- 18-38 Example	No. 77-44- 24 Example
4.00 SUN	4.00 SUN	Lv St. Louis (C.T.) Wabash	Ar	7.30 WED	9.55 TUE
9.20 SUN	9.20 SUN	Ar Kansas City	Lv	11.55 TUE	4.35 TUE
10.00 SUN	11.55 SUN	Lv Kansas City Union Pacific	Ar	9.00 TUE	3.45 TUE
8.55 MON	5.45 MON	" Denver (M.T.)	Lv	9.10 TUE	11.30 MON
1.25 TUE	9.55 TUE	" Pocatello	Lv	5.55 MON	5.35 MON
2.59 " "	11.35 TUE	Lv Pendleton (P.T.)	Lv	3.10 " "	1.40 SUN
4.30 " "	12.05 WED	Lv Pendleton	Ar	2.55 " "	1.25 SUN
↓ 4.30 " "	1.20 " "	Ar Umatilla	Lv	1.50 " "	↑
↓ 4.30 " "	2.30 " "	Ar Wallula	Lv	1.07 MON	↑
↑ 12.55 WED	7.00 " "	Ar Yakima	Lv	8.40 SUN	↑
↓ 6.00 TUE	5.00 " "	Ar Walla Walla	Lv	10.30 " "	11.45 SUN
↓ 4.10 " "	2.55 " "	Lv Wallula	Ar	12.49 MON	↑
↓ 4.10 " "	4.10 " "	Ar Ayer	Lv	11.41 SUN	↑
↓ 9.00 TUE	7.45 " "	Ar Lewiston	Lv	7.40 " "	↑
↓ 8.45 " "	8.45 " "	" Moscow	Lv	7.10 " "	↑
↓ 4.10 " "	4.10 " "	Lv Ayer	Ar	11.41 " "	↑
↓ 6.25 " "	6.25 " "	Ar Cheney	Lv	9.56 " "	↑
↑ 11.00 TUE	7.00 WED	Ar Spokane (P.T.)	Lv	9.30 SUN	5.30 SUN

***NO. 21-221-25-BUS 68-DAILY**—21 to Denver; 221 to Green River; 25 to Pendleton.
Lounge Car Service..... Kansas City to Pendleton.
Standard Sleeping Car..... St. Louis and Kansas City to Pendleton—12 Sec. D.R.
Tourist Sleeping Cars..... St. Louis and Kansas City to Green River—14 Sections.
Green River to Pendleton—16 Sections (for Seattle).
Coach Service..... St. Louis to Pendleton; U. P. Stages, to Spokane.
Dining Car..... Meal service to Pendleton.

Equipment for Table L
***NO. 37-17-62-12-PORTLAND ROSE-THE SPOKANE-DAILY**
No. 37 to Green River; No. 17 to Pendleton; No. 62 to Umatilla; No. 12 to Spokane.
Club Lounge Car..... Kansas City to Spokane.
Standard Sleeping Cars... Kansas City to Green River—12 Sec. D. R. (for San Fran.)
Denver to Pendleton—12 Sec., D.R. (for Portland).
Pocatello to Spokane—12 Sec., D.R. (from Salt Lake).
(Car to car change enroute).
Challenger Sleeping Cars.. Denver to Gr. River—13 Sec., (for San Francisco).
Denver to Pendleton—16 Sec. (for Portland).
Huntington to Spokane—16 Sections.
(Car to car change enroute).
Coach Service..... Kansas City to Denver; to Pendleton; to Spokane.
Dining Car..... Meal service.

***NO. 11-61-18-38-THE SPOKANE-PORTLAND ROSE-DAILY**
No. 11 to Umatilla; No. 61 to Pendleton; No. 18 to Green River; No. 38 to Kansas City.
Club Lounge Car..... Spokane to Kansas City.
Standard Sleeping Cars... Spokane to Pocatello—12 Sec., D.R. (for Salt Lake).
Pocatello to Denver—12 Sec., D.R. (from Portland).
Gr. River to St. Louis—10 Sec., Compts., D.R. (from San Fran.). (Car to car change enroute).
Challenger Sleeping Cars.. Spokane to Huntington—16 Sections.
Pendleton to Denver—16 Sections. (from Portland).
Green River to St. Louis—16 Sec. (from San Fran.).
(Car to car change enroute).
Coach Service..... Spokane to Pendleton; to Denver; to K. C.; to St. Louis.
Dining Car..... Meal service.

***NO. 77-44-24-DAILY**—77 to Pendleton; 44 to Green River; 24 to Kansas City.
Lounge Car Service..... Pendleton to Kansas City.
Standard Sleeping Car..... Pendleton to Kansas City—12 Sections, D. R.
Tourist Sleeping Cars..... Pendleton to Denver—13 Sections. (Change trains at Green River).
Green River to Denver—13 Sec. (from San Francisco).
Coach Service..... Spokane to St. Louis.
Dining Car..... Serving all meals from Pendleton.

Footnotes for Page 22

- * Regularly assigned through cars air-conditioned.
- ⊠ Mixed passenger train.
- ⬆ Motor bus.

(C.T.) Central time, (M.T.) Mountain time, (P.T.) Pacific time.
Time between 12.01 midnight and 12.00 noon shown in light face type.
Time from 12.01 noon to 12.00 midnight shown in heavy face type.

CHICAGO and ST. LOUIS to SUN VALLEY (Ketchum)

Table M All trains daily. For complete schedules, see Tables 1, 2, 6, 17, 18 and 64. SEE NOTE B		Streamliner-Pacific Limited 111-221-25-Bus Example	Portland Rose 17 Example	Challenger-Portland Rose 717-17 Example
Lv Chicago (C.T.) C. & N. W.	6.20 SUN	10.25 SUN	10.20 SUN	
Lv Omaha Union Pacific	2.10 MON	10.25 MON	10.35 MON	
Ar La Salle (M.T.)	8.26 MON			
Lv St. Louis (C.T.) Wabash	4.00 SUN	4.00 SUN	4.00 SUN	
Lv Kansas City Union Pacific	10.00	11.55	11.55	
Lv Denver (M.T.)	8.55 MON	5.45 MON	5.45 MON	
Lv La Salle	9.44 MON			
Lv Cheyenne	Via Bo	8.00 MON	8.20 MON	
Lv Green River	6.30	4.00 TUE	4.00 TUE	
Lv Pocatello	1.25 TUE	9.55	9.55	
Ar Shoshone	3.53	12.15	12.15	
Lv Shoshone	4.30	12.30	12.30	
Ar Sun Valley (Ketchum) (M.T.)	6.00 TUE	2.00 TUE	2.00 TUE	

***NO. 717-17—THE CHALLENGER—PORTLAND ROSE—DAILY**

From Chicago—C. & N. W. 717 to Omaha; U. P. 717 to Green River; 17 to Shoshone.
From St. Louis—Wabash 9 to Kansas City; U. P. 37 to Green River; 17 to Shoshone.

Lounge Car Service.....Chicago to Shoshone (for sleeping car passengers).
Challenger Sleeping Cars...Chicago to Shoshone—16 Sections.
(Pullman Tourist) Denver to Shoshone—16 Sections.
Coaches.....Chicago to Shoshone
St. Louis to Kansas City; Kansas City to Denver;
Denver to Shoshone.
Dining Car.....Serving special low cost meals.

***NO. 111-221-25-Bus—STREAMLINER AND PACIFIC LIMITED—DAILY**

From Chicago—C. & N. W. 111 to Omaha; U. P. 111 to La Salle; 221 to Green River; 25 to Shoshone; Bus to Sun Valley.
From St. Louis—Wab. 9 to Kansas City; U. P. 21 to Denver; 221 to Green River; 25 to Shoshone.
Club Lounge Service.....Chicago and Kansas City to Shoshone.
Standard Sleeping Cars.....Chicago to La Salle—Sections, Drawing-room, Compartments; Bedrooms, Roomettes.

LaSalle to Shoshone—12 Sec., D. R. (from Kansas City).
Chicago to Shoshone—12 Sections, Drawing-room.
(Requires a change of trains at Green River).
St. Louis to Green River—10 Sec., Compts., D. R. (for San Francisco).
Chicago to Sun Valley—8 Sec., Compts., D. R. (No. 111 connects at LaSalle, Colo. with No. 221 which, beginning Dec. 19, will carry standard sleeping car through from Denver to Sun Valley. Passengers from St. Louis and Kansas City make car to car change after leaving Denver; see Table C, page 12).

Tourist Sleeping Cars....St. Louis to Green River—16 Sec. (for San Francisco).
Green River to Shoshone—16 Sections.
Coaches.....Chicago to LaSalle; LaSalle to Shoshone.
St. Louis to Green River; Green River to Shoshone.
Dining Car.....Meal service.

***NO. 17—PORTLAND ROSE—DAILY**

From Chicago—C. & N. W. 17 to Omaha; U. P. 17 to Shoshone.
From St. Louis—Wabash 9 to Kansas City; U. P. 37 to Green River; U. P. 17 to Shoshone.
Club Lounge Car.....Chicago and Kansas City to Shoshone (barber, valet, buffet, soda fountain, radio).
Standard Sleeping Cars...Chicago to Shoshone—8 Sec., Compts., D. R.
Chicago to Shoshone—10 Sec., 3 Double Bedrooms.
Kansas City to Shoshone—12 Sections, D. R. (Car to car change after leaving Denver).
Denver to Shoshone—12 Sections, D. R.
Dining Car.....Meal Service.

SUN VALLEY (Ketchum) to CHICAGO and ST. LOUIS

Table M All trains daily. For complete schedules, see Tables 1, 2, 6, 17, 18 and 64. SEE NOTE B		Portland Rose 18 Example	Portland Rose-Challenger 18-818 Example	Pacific Limited Bus-44-14 Example
Lv Sun Valley (M.T.) Union Pacific	1.15 SUN	1.15 SUN	11.59 SUN	
Ar Shoshone	3.00	3.00	1.30 MON	
Lv Shoshone	3.20	3.20	2.25	
Ar Pocatello	5.30	5.30	5.10	
Ar Green River	11.15	11.15	12.05	
Ar Cheyenne	8.10 MON	8.30 MON	7.50 MON	
Ar Denver (M.T.)	8.45 MON	8.45 MON	10.20 MON	
Ar Kansas City (C.T.)	9.00	9.00	3.45 TUE	
Ar St. Louis Wabash	7.30 TUE	7.30 TUE	9.55 TUE	
Ar Omaha	8.00 MON	8.15 MON	8.30 TUE	
Ar Chicago (C.T.) C. & N. W.	8.30 TUE	8.35 TUE	8.45 TUE	

***NO. 18—PORTLAND ROSE—DAILY**

Cars to Chicago run in 18 to Omaha; thence C. & N. W. 18.

Cars to St. Louis run in 18 to Green River; 38 to Kansas City; thence Wabash 18.

Club Lounge Car.....Shoshone to Chicago and to Kansas City.
Standard Sleeping Cars...Shoshone to Chicago—8 Sections, Compartments,
D. R. (from Portland).
Shoshone to Chicago—10 Sections, 3 Double Bedrooms (from Portland).
Shoshone to St. Louis—12 Sec., D. R. (from Portland).
(Car to car change before arrival Denver).
Green River to St. Louis—10 Sections, Compartments,
D. R. (from San Francisco).
Dining Car.....Meal Service.

***NO. 18-818—PORTLAND ROSE—THE CHALLENGER—DAILY**

Cars to Chicago run in 18 to Green River; 818 to Omaha; thence C. & N. W. 818.
Cars to St. Louis run in 18 to Green River; 38 to Kansas City; thence Wabash 18.

Lounge Car.....Shoshone to Chicago (for sleeping car passengers).
Challenger Sleeping Cars...Shoshone to Chicago—16 Sections (from Portland).
(Pullman Tourist) Shoshone to St. Louis—16 Sections (from Seattle).
(Car to car change before arrival Denver).
Green River to St. Louis—16 Sec. (from San Francisco).
Coaches.....Shoshone to Chicago.
Shoshone to Denver; Denver to Kansas City; Kansas City to St. Louis.
Dining Car.....Serving special low cost meals.

***NO. Bus-44-14—PACIFIC LIMITED—DAILY—Bus Sun Valley to Shoshone.**

Cars to Chicago run in 44 to Green River; 14 to Omaha; thence C. & N. W. 14.
Cars to St. Louis run in 44 to Green River; 24 to Kansas City; thence Wabash 12.
Club Lounge Service.....Shoshone to Chicago and to Kansas City.
Standard Sleeping Cars...Shoshone to Chicago—12 Sections, Drawing-room.

(Requires a change of trains at Green River).
Gr. River to Chicago—12 Sec., D. R. (from Los Angeles).
Shoshone to Kans. City—12 Sec., D. R. (from Portland).
Sun Valley to Chicago and to Kansas City—8 Sec., Compts., D. R. (For Denver beginning Dec. 20. Passengers for Chicago change trains at Green River; those for Kansas City make car to car change before arrival Denver).

Tourist Sleeping Cars....Shoshone to Chicago—16 Sec. (from Portland). (Requires change of trains at Green River).
Green River to Chicago—16 Sec. (from Los Angeles).
Gr. River to Denver—13 Sec. (from San Francisco).
Coaches.....Shoshone to Green River; Green River to Chicago and to Kansas City.
Dining Car.....Meal service.

LOS ANGELES—SAN FRANCISCO—SUN VALLEY (Ketchum)

No.	No.	Table N All trains daily. For detailed schedules and equipment see Tables A, B and U.		No.	No.	No.
11-17	818-29-25	8-29-25		18-30-5	44-42-7	44-42-717
SEE NOTE	SEE NOTE	SEE NOTE		SEE NOTE	SEE NOTE	SEE NOTE
	8.05	8.00	Lv Union Pacific	5.50	8.30	8.35
	11.35	8.00	Lv Los Angeles (P.T.)... Ar	10.30	9.55	9.55
	12.25	8.55	Lv Salt Lake City (M.T.)... Ar	9.35	8.55	8.55
			Lv Ogden..... Lv			
	8.00	8.35	Lv San Fran'co (PT) S. P. Ar	9.30	8.25	8.25
	5.00	5.40	Lv Reno..... Lv	12.50	8.52	9.53
	6.05	6.10	Ar Ogden (P.T.)..... Lv	11.10	8.20	8.45
	12.50	9.20	Lv Ogden (M.T.) U. P. Ar	9.20	8.45	8.45
	9.55	1.25	Lv Pocatello..... Lv	6.00	5.25	5.25
	12.15	3.53	Ar Shoshone..... Lv	3.20	2.25	2.25
	12.30	4.30	Lv Shoshone..... Ar	3.00	1.30	1.30
	2.00	6.00	Ar Sun Valley (M.T.)... Lv	1.15	11.59	11.59
			(Ketchum)			

EQUIPMENT—Between Los Angeles and Salt Lake City see Table A, pages 8 and 9; between San Francisco and Ogden see Table B, pages 10 and 11; between Salt Lake City and Sun Valley see Table T, page 26.

Footnotes for Page 23

Note B—Bus connections between Shoshone and Sun Valley will be provided passengers arriving or departing Shoshone on principal trains and holding through rail tickets to and from Ketchum and reservations at Sun Valley Lodge or Challenger Inn.

Sun Valley is one and one-half miles distant from railroad station at Ketchum, Idaho and there is convenient free bus service.

★ Regularly assigned through cars air-conditioned. ♦ Motor Bus; see Note B above.
(C.T.) Central time, (M.T.) Mountain time, (P.T.) Pacific time.
Time from 12.01 midnight to 12.00 noon shown in light face type.

Time from 12.01 noon to 12.00 midnight shown in heavy face type.

CHICAGO — WEST YELLOWSTONE — VICTOR (Summer Season)

No. 21-25 29-45 Example	No. 17-35 Example	Table O All trains daily. For complete schedules, see tables 6, 20 and 48		No. 36-30 -18 Example	No. 46 44-14 Example
11.35 SUN	10.25 SUN	Lv Chicago (C.T.) C. & N. W.	Ar	8.30 TUE	8.45 TUE
11.20 SUN	10.25 MON	Lv Omaha Union Pacific	Ar	8.00 MON	8.30 TUE
11.15 MON	8.00 "	Lv Cheyenne (M.T.)	Ar	8.10 MON	7.50 MON
12.40 TUE	9.25 TUE	Ar Pocatello	Lv	5.55 SUN	5.35 "
1.30 "	9.40 "	Lv Pocatello	Ar	5.25 "	12.30 MON
3.00 "	10.55 "	Ar Idaho Falls	Lv	4.05 "	11.10 SUN
5.05 "	12.25 "	Ar Ashton	Lv	2.38 "	9.35 "
8.00 TUE		Ar Victor	Lv		7.45 SUN
7.30 TUE	2.30 TUE	Ar W. Yellowstone	Lv	12.50 SUN	7.15 SUN

★NO. 46-44-14—DAILY—46 to Pocatello; 44 to Green River; 14 to Chicago.
Lounge Car Service West Yellowstone and Victor to Chicago.
Standard Sleeping Cars West Yellowstone and Ashton to Chicago—10 Sec., Compts., D.R. (*Change trains at Green River*).
Victor to Denver—10 Sec., Compts., D.R. (*In Train 66 from Victor to Ashton*).
West Yellowstone to Pocatello—12 Sections, D.R. (*May be occupied until 8:00 a.m.*).
Gr. River to Chicago—12 Sec., D.R. (from Los Angs).
Tourist Sleeping Cars Pocatello to Chicago—16 Sections. (*Car to car change leaving Green River*).
Gr. River to Chicago—16 Sec., (from Los Angeles).
Reclining Seat Coaches West Yellowstone to Pocatello; Pocatello to Chicago.
Dining Car Meal service.

★NO. 17-35—PORTLAND ROSE—YELLOWSTONE EXPRESS—DAILY

C. & N. W.—U. P. No. 17 to Pocatello; No. 35 to West Yellowstone.

Club Lounge Car Chicago to West Yellowstone.
Standard Sleeping Car Chicago to West Yellowstone—8 Sec., Compts., D. R.
Tourist Sleeping Car Chicago to Pocatello—16 Sec. (in 717 from Chicago).
Reclining Seat Coach Chicago to Pocatello (operates in 717 from Chicago).
Coach Pocatello to West Yellowstone.
Dining Car Meal service.

★NO. 36-30-18—YELLOWSTONE EXPRESS—PORTLAND ROSE—DAILY

No. 36 to Idaho Falls; No. 30 to Pocatello; No. 18 to Chicago.

Club Lounge Car West Yellowstone to Chicago.
Standard Sleeping Car West Yellowstone to Chicago—10 Sec., Compts., D. R.
Tourist Sleeping Car Pocatello to Chicago—16 Sec. (in 818 east of Gr. River).
Reclining Seat Coach West Yellowstone to Pocatello.
Coach Pocatello to Chicago (in 818 east of Green River).
Dining Car Meal service.

★NO. 21-25-29-45—DAILY—C. & N. W. 21 to Omaha; U. P. 21 to Green River; 25 to Pocatello; 29 to Idaho Falls; 45 to West Yellowstone.

Lounge Car Service Chicago to West Yellowstone and to Victor.
Standard Sleeping Cars Chicago to West Yellowstone—10 Sec., Compts., D. R.
Denver to Victor—10 Sec., Compts., D.R. (*In train 65 from Ashton to Victor*).
Pocatello to W. Yellowstone—12 Sec., D.R. (open 9.30 p.m.)
Tourist Sleeping Cars Chicago to Green River—16 Sections,
Green River to Pocatello—16 Sections, (for Seattle).
Reclining Seat Coaches Chicago to Omaha; to Pocatello; to West Yellowstone.
Dining Car Meal service.

ST. LOUIS—KANSAS CITY—WEST YELLOWSTONE—VICTOR (Summer Season)

No. 21-221 25-29-45 Example	No. 37-17-35 Example	Table P All trains daily. For complete schedules, see tables 6, 17, 18 and 48		No. 36-30-18-38 Example	No. 46-44-24 Example
4.00 SUN	4.00 SUN	Lv St. Louis (C.T.) Wabash	Ar	7.30 TUE	9.55 TUE
10.00 SUN	11.55 SUN	Lv Kansas City Union Pacific	Ar	9.00 MON	3.45 TUE
8.55 MON	5.45 MON	Lv Denver (M.T.)	Ar	8.45 MON	10.20 MON
12.40 TUE	9.25 TUE	Ar Pocatello	Lv	5.55 SUN	5.35 "
1.30 "	9.40 "	Lv Pocatello	Ar	5.25 "	12.30 MON
3.00 "	10.55 "	Ar Idaho Falls	Lv	4.05 "	11.10 SUN
5.05 "	12.25 "	Ar Ashton	Lv	2.38 "	9.35 "
8.00 TUE		Ar Victor	Lv		7.45 SUN
7.30 TUE	2.30 TUE	Ar W. Yellowstone (M.T.)	Lv	12.50 SUN	7.15 SUN

★NO. 21-221-25-29-45—DAILY—21 to Denver; 221 to Green River; 25 to Pocatello; 29 to Idaho Falls; 45 to West Yellowstone.
Lounge Car Service Kansas City to West Yellowstone and to Victor.
Standard Sleeping Cars St. Louis to Green River—10 Sec., Compts., D. R. (for San Francisco).
Green River to West Yellowstone—10 Sections, Compts., D. R. (from Chicago).
Denver to Victor—10 Sec., Compts., D. R. (*In train 65 from Ashton to Victor*).
Pocatello to W. Yellowstone—12 Sec., D.R. (open 9:30 p.m.).
Tourist Sleeping Cars St. Louis to Green River—16 Sec. (for San Francisco).
Green River to Pocatello—16 Sections (for Seattle).
Reclining Seat Coaches Kansas City to Pocatello; Pocatello to W. Yellowstone.
Dining Car Meal service.

★NO. 37-17-35—DAILY—37 to Green River; 17 to Pocatello; 35 to W. Yellowstone.

Club Lounge Car Kansas City to West Yellowstone.
Standard Sleeping Cars St. Louis to Green River—12 Sec., D.R. (for San Fran.).
Denver to West Yellowstone—12 Sec., D. R. (*Car to car change before arrival Pocatello*).
Gr. River to W. Yellowstone—8 Sec., Compts., D. R. (from Chicago). (*Car to car change enroute*).
Tourist Sleeping Car Denver to Pocatello—16 Sections (for Portland).
Reclining Seat Coaches Kans. City to Pocatello; Pocatello to W. Yellowstone.
Dining Car Meal service.

★NO. 36-30-18-38—DAILY—36 to Ida. Falls; 30 to Pocatello; 18 to Gr. Riv.; 38 to Ks. Cy.

Club Lounge Car West Yellowstone to Kansas City.
Standard Sleeping Cars W. Y'stone to Gr. Riv—10 Sec., Compts., D.R. (for Chi.).
Pocatello to Denver—12 Sec., D. R. (from Portland).
Green River to St. Louis—10 Sec., Compts., D. R. (from San Fran.). (*Car to car change before arrival Denver*).
Tourist Sleeping Cars Pocatello to Denver—16 Sec. (from Portland).
Gr. River to St. Louis—16 Sections (from San Fran.).
(*Car to car change before arrival Denver*).
Reclining Seat Coaches West Yellowstone to Pocatello; Pocatello to Kansas City.
Dining Car Meal service.

★NO. 46-44-24—DAILY—46 to Pocatello; 44 to Green River; 24 to Kansas City.

Lounge Car Service West Yellowstone and Victor to Kansas City.
Standard Sleeping Cars W. Yellowstone and Victor to Kansas City—12 Sec., D. R. (*Car to car change before arrival Denver*).
Pocatello to Kans. City—12 Sec., D. R. (from Portland).
Victor to Denver—10 Sec., Compts., D. R.
Tourist Sleeping Cars Pocatello to Gr. River—16 Sec. (from Portland). (*Change trains at Green River*).
Gr. River to Denver—13 Sec. (from San Francisco).
Reclining Seat Coaches W. Yellowstone to Pocatello; Pocatello to Kansas City.
Dining Car Meal service.

Footnotes for Page 21

- Through Sleeping Car daily during Yellowstone Park season, June 19 to Sept. 12.
- Connecting Sleeping Car service during Yellowstone Park season, June 19 to Sept. 12.
- ★ Regularly assigned through cars air-conditioned.



Upper Face of Boulder Dam from Arizona Side

BOULDER DAM RECREATIONAL AREA

On your way to or from California

(Charges shown do not include federal tax)

Visitors to Boulder Dam Recreational Area return again and again—find new thrills every time. You'll gasp at sight of the mammoth wall 730 feet high—115-mile long Lake Mead—the breathtaking panorama of colorful scenery. Take a thrilling 12-mile boat ride on Lake Mead for just 75 cents (bus fare to boat landing is 50 cents)—try your hand at the excellent bass fishing—photograph the amazing color contrasts and impressive scenery—or just sit and leisurely marvel at all there is "to see."

Boulder Dam side-trips from Las Vegas, Nevada, 29 miles distant, cost only \$1.75, via comfortable bus. There are excellent hotels and cafes in both Las Vegas and Boulder City. Ask any Union Pacific representative or train conductor for information and a Boulder Dam side-trip leaflet.

Should you decide to stop over en route, make your wishes known to the train conductor. Comfortable motor coaches meet all trains at Las Vegas, Nevada, the Streamlined City of the West, where the gay, free-living spirit and romance of other days still continue.

SALT LAKE CITY—WEST YELLOWSTONE—BUTTE

Table R All Trains Daily Mountain Time	Butte Special 29 Example	Yellow- stone Special 29-45 Example	Butte Express 31 Example	Northwest Express 41-333 Example	Yellow- stone Express 41-35 Example
	Union Pacific				
Lv Salt Lake City	8.00 SUN	8.00 SUN	8.00 SUN	11.35 SUN	11.35 SUN
" Ogdén	9.20 SUN	9.20 SUN	9.25 "	12.50 MON	12.50 MON
Ar Pocatello	12.45 MON	12.45 MON	1.10 "	4.20 "	4.20 "
Lv Pocatello	1.30 "	1.30 "	1.25 "	6.00 "	9.40 "
Ar Idaho Falls	3.00 "	3.00 "	2.45 SUN	7.30 MON	10.55 "
Lv Idaho Falls	↓	3.25 "	↓		11.00 "
Ar Ashton		5.05 "			12.25 "
Ar W. Yellowstone		7.30 MON			2.30 MON
Lv Idaho Falls	3.00 MON		2.45 SUN		
" Armstead	6.20 "		6.05 "		
Ar Silver Bow	8.50 "		8.40 "		
Ar Butte	9.15 MON		9.05 SUN		

★NO. 29-45—YELLOWSTONE SPECIAL—DAILY

No. 29 to Idaho Falls; No. 45 to West Yellowstone.
Operated Only During Yellowstone Travel Season, June 19 to Sept. 12.
Club Lounge Service.....Salt Lake City to West Yellowstone.
Standard Sleeping Cars....Salt Lake City to West Yellowstone—12 Sections, D. R.
 Salt Lake City to W. Yellowstone—10 Sec., Compts., D. R.
 Pocatello to West Yellowstone—12 Sections, D. R.
 (open 9:30 p.m.).
Reclining Seat Coaches....Salt Lake City to West Yellowstone; Ashton to Victor
 (No. 66).

★NO. 31—BUTTE EXPRESS—DAILY

Cafe Lounge Car.....Salt Lake City to Butte.
Reclining Seat Coach....Salt Lake City to Butte.

★NO. 41-35 YELLOWSTONE EXPRESS—DAILY

No. 41 to Pocatello; No. 35 to West Yellowstone.
Operated Only During Yellowstone Travel Season, June 19 to Sept. 12.
Cafe Lounge Car.....Pocatello to West Yellowstone. Regular luncheons.
Standard Sleeping Cars....Chicago to West Yellowstone—8 Sections, Compart-
 ments, Drawing-room (No. 17 to Pocatello).
 Salt Lake City to Pocatello—12 Sec., D. R. (for Spokane).
 (Occupancy at Pocatello until 8.00 a.m.)
Tourist Sleeping Car....Salt Lake City to Pocatello—18 Sections. (for Spokane).
 (Occupancy at Pocatello until 8.00 a.m.)
Reclining Seat Coaches....Salt Lake City and Pocatello to West Yellowstone.

★NO. 29—BUTTE SPECIAL—DAILY

Cafe Lounge Car.....Salt Lake City to Butte.
Standard Sleeping Car....Salt Lake City to Butte—12 Sections, Drawing Room.
Tourist Sleeping Car....Salt Lake City to Butte—14 Sections.
Reclining Seat Coach....Salt Lake City to Butte.

BUTTE—WEST YELLOWSTONE—SALT LAKE CITY

Table R All Trains Daily Mountain Time	Butte Express 32 Example	Yellow- stone Special 46-32 Example	Salt Lake Special 30 Example	Yellow- stone Express 36-30 Example	Utah Express 42 Example
	Union Pacific				
Lv Butte	6.30 SUN		9.45 SUN		
" Silver Bow	6.45 "		10.15 "		
" Armstead	8.56 "		12.35 "		
Ar Idaho Falls	11.55 SUN		4.05 SUN		
Lv West Yellowstone	↓	7.15 SUN	↓	12.50 SUN	
Lv Ashton		9.35 "		2.38 "	
Ar Idaho Falls		11.05 SUN		3.50 "	
Lv Idaho Falls	11.55 SUN	11.10 SUN	4.05 SUN	4.05 "	
Ar Pocatello	1.15 MON	12.30 MON	5.25 "	5.25 "	
Lv Pocatello	2.15 "	2.15 "	6.00 "	6.00 "	5.25 SUN
Ar Ogdén	5.55 "	5.55 "	9.20 "	9.20 "	8.45 "
Ar Salt Lake City	7.00 MON	7.00 MON	10.30 SUN	10.30 SUN	9.55 SUN

★NO. 32—BUTTE-NORTHWEST EXPRESS—DAILY

Cafe Lounge Car.....Butte to Pocatello.
Standard Sleeping Car....Butte to Salt Lake City—12 Sections, Drawing-room
Tourist Sleeping Car....Butte to Salt Lake City—14 Sections.
Reclining Seat Coach....Butte to Salt Lake City.

★NO. 46-32—YELLOWSTONE SPECIAL—DAILY

No. 46 to Pocatello; No. 32 to Salt Lake City.
Operated Only During Yellowstone Travel Season, June 19 to Sept. 12.
Club Lounge Car.....West Yellowstone to Pocatello.
Standard Sleeping Cars....West Yellowstone to Salt Lake City—12 Sections, D. R.
 West Yellowstone to Salt Lake City—10 Sec., Compts., D. R.
 West Yellowstone to Salt Lake City—8 Sec., Compts.,
 D. R. (for Chicago in 8-28 east of Salt Lake City).
 West Yellowstone to Pocatello—12 Sections, D. R.
 (Occupancy at Pocatello until 8.00 a.m.)
Tourist Sleeping Car....Pocatello to Salt Lake City (from Butte)—14 Sections.
Reclining Seat Coaches....West Yellowstone to Salt Lake City; Victor to Ashton
 (No. 66).

★NO. 30—SALT LAKE SPECIAL—DAILY

Cafe Lounge Car.....Butte to Salt Lake City.
Standard Sleeping Car....Pocatello to Salt Lake City—14 Sec. (from Spokane).
Reclining Seat Coach....Pocatello to Salt Lake City.

★NO. 36-30—YELLOWSTONE EXPRESS—DAILY

No. 36 to Idaho Falls; No. 30 to Salt Lake City.
Operated Only During Yellowstone Travel Season, June 19 to Sept. 12.
Club Lounge Service.....West Yellowstone to Salt Lake City.
Standard Sleeping Cars....West Yellowstone to Chicago—10 Sections, Compart-
 ments, Drawing-room (No. 18 east of Pocatello).
 Pocatello to Salt Lake City—12 Sec., D. R. (from Spokane)
Reclining Seat Coaches....West Yellowstone to Pocatello and Salt Lake City.

BUTTE—SALT LAKE CITY—LOS ANGELES

No. 32-7 Example	Table S All Trains Daily. For complete schedules, see tables 3 and 20		No. 8-29 Example
		Union Pacific	
6.30 SUN	Lv Butte (M.T.)	Ar 9.15 TUE	
12.05 MON	Lv Idaho Falls	Ar 3.00 "	
2.15 "	Lv Pocatello	Ar 12.45 TUE	
6.05 "	Lv Ogdén	Ar 8.55 MON	
7.00 "	Ar Salt Lake City	Lv 8.00 "	
10.00 MON	Lv Salt Lake City	Ar 5.50 MON	
5.30 TUE	Ar San Bernardino (P.T.)	Lv 10.25 SUN	
6.05 "	Ar Riverside	Lv 9.55 "	
8.30 TUE	Ar Los Angeles	Lv 8.00 SUN	

★NO. 32-7—DAILY—32 to Salt Lake City; 7 to Los Angeles.

Club Lounge Car.....Salt Lake City to Los Angeles.
Standard Sleeping Car....Butte to Los Angeles—12 Sections, Drawing-room.
Tourist Sleeping Cars....Butte to Salt Lake City—14 Sections.
 Salt Lake City to Los Angeles—14 Sections. (No. 717
 from Salt Lake City).
Reclining Seat Coaches....Butte to Salt Lake City and Los Angeles. (No. 717
 from Salt Lake City).
Dining Car.....Salt Lake City to Los Angeles.
Cafe Lounge Car.....Butte to Pocatello.

★NO. 8-29—DAILY—8 to Salt Lake City; 29 to Butte.

Club Lounge Car.....Los Angeles to Salt Lake City.
Standard Sleeping Car....Los Angeles to Butte—12 Sections, Drawing-room.
Tourist Sleeping Cars....Los Angeles to Salt Lake City—14 Sections. (No. 818
 to Salt Lake City).
 Salt Lake City to Butte—14 Sections.
Reclining Seat Coaches....Los Angeles to Salt Lake City and Butte. (No. 818 to
 Salt Lake City).
Dining Car.....Los Angeles to Salt Lake City.
Cafe Lounge Car.....Salt Lake City to Butte.

Footnotes for Page 25

- ⊙ Nos. 30 and 31 are subject to change on short notice. Consult agent.
- Operates only during Yellowstone Park season, June 19 to Sept. 12. Has through sleeping car daily from and to Chicago, and connecting service from the Pacific Coast and Salt Lake City.
- Operates only during Yellowstone Park season, June 19 to Sept. 12. Has through sleeping car daily from or to Salt Lake City.
- ★ Regularly assigned through cars air-conditioned. ☒ Mixed passenger train. (C.T.) Central time. (M.T.) Mountain time. (P.T.) Pacific time. Time between 12.01 midnight and 12.00 noon shown in light face type. Time from 12.01 noon to 12.00 midnight shown in heavy face type.

**SOUTHERN
CALIFORNIA**



**ALL-WINTER
SUN FESTIVAL**

**MORE THAN
300 EVENTS**

Most of them FREE!

PAGEANTS • FIESTAS • RODEOS
SPECTACLES • SPORTS

SALT LAKE CITY—SUN VALLEY (Ketchum) —BOISE—SPOKANE

No. 29-25 Bus 68 Example	No. 41-17- 62-12 Example	Table T All trains daily—For complete schedules, see tables 6, 8 and 20		No. 11-61- 18-30 Example	No. 77- 44-42 Example
8.00 SUN	11.35 SUN	Lv Salt Lake City (M.T.)	Ar	10.30 MON	9.55 MON
9.20 SUN	12.50 MON	" Ogden	Ar	9.20 "	8.45 "
1.25 MON	9.55 "	" Pocatello	Lv	6.00 "	5.25 MON
3.53 "	12.15 "	Ar Shoshone	Lv	3.20 "	2.25 "
♦ 6.00 "	♦ 2.00 "	Ar Sun Valley	Lv	♦ 1.15 "	♦ 11.59 SUN
♦ 11.59 SUN	♦ 10.30 "	Lv Sun Valley	Ar	♦ 5.00 "	♦ 6.00 MON
3.53 MON	12.15 "	Lv Shoshone	Ar	3.20 "	2.25 MON
7.30 "	3.55 "	Lv Boise	Lv	12.05 "	11.13 SUN
10.35 "	7.00 "	Ar Huntington (M.T.)	Lv	9.20 "	8.20 "
2.59 "	11.35 MON	Ar Pendleton (P.T.)	Lv	3.10 "	1.40 "
4.40 "	12.05 TUE	Lv Pendleton	Ar	2.55 "	1.25 SUN
↓	1.50 "	" Umatilla	Lv	1.50 "	↑
↓	2.30 "	" Wallula	"	1.07 MON	↑
↓	4.10 "	Ar Ayer	"	11.41 SUN	↑
♦ 11.00 MON	7.00 TUE	Ar Spokane (P.T.)	Lv	9.30 SUN	5.30 SUN

Equipment for Table T (See Footnote B)

***NO. 29-25-BUS 68—DAILY**—29 to Pocatello; 25 to Pendleton; Bus to Spokane.
 Standard Sleeping Cars... Salt Lake City to Boise—12 Sections, D. R.
 Pocatello to Pendleton—12 Sections, D. R. (from
 Kansas City).
*Salt Lake City to Sun Valley—8 Sec., Compts., D.R. (Begin-
 ning Dec. 19; No. 225 north of Shoshone; see Table 64).*
 Tourist Sleeping Cars... Salt Lake City to Huntington—16 Sections.
 Pocatello to Pendleton—16 Sec. (from Green River).
 Reclining Seat Coaches... Salt Lake to Pendleton; thence U. P. Stages to Spokane.
 Cafe Lounge Car... Salt Lake City to Pendleton.

***NO. 41-17-62-12—PORTLAND ROSE—THE SPOKANE—DAILY**
 No. 41 to Pocatello; No. 17 to Pendleton; No. 62 to Umatilla; No. 12 to Spokane.
 Club Lounge Car... Pocatello to Spokane.
 Standard Sleeping Car... Salt Lake to Spokane—12 Sec., D. R. (Open 9:30 p.m.).
 Tourist Sleeping Cars... Pocatello to Pendleton—16 Sections (from Chicago
 to Portland).
*(Spokane passengers make car to car change before
 arrival Huntington).*
 Huntington to Spokane—16 Sections.
 Reclining Seat Coaches... Salt Lake City to Pendleton; Pendleton to Spokane.
 Dining Car... Pocatello to Pendleton.

***NO. 11-61-18-30—THE SPOKANE—PORTLAND ROSE—DAILY**
 No. 11 to Umatilla; No. 61 to Pendleton; No. 18 to Pocatello; No. 30 to Salt Lake City.
 Club Lounge Car... Spokane to Salt Lake City.
 Standard Sleeping Car... Spokane to Salt Lake City—12 Sections, Drawing-room.
 Tourist Sleeping Cars... Spokane to Huntington—16 Sections. (Car to car
 change before arrival Huntington).
 Pendleton to Pocatello (from Portland).
 Reclining Seat Coaches... Spokane to Pendleton; Pendleton to Salt Lake City.
 Dining Car... Pendleton to Salt Lake City.

*NO. 77-44-42—DAILY

No. 77 to Pendleton; No. 44 to Pocatello; No. 42 to Salt Lake City.
 Standard Sleeping Cars... Pendleton to Pocatello—12 Sec., D. R. (from Portland).
*(Passengers make car to car change after leaving Boise).
 Boise to Salt Lake City—12 Sec., D. R. (open 9:30 p.m.).
 Sun Valley to Salt Lake City—8 Sec., Compts., D. R.
 (Beginning Dec. 20; No. 244 to Shoshone; see Table 64).*
 Tourist Sleeping Cars... Pendleton to Pocatello—16 Sections (for Chicago).
(Car to car change after leaving Huntington).
 Huntington to Salt Lake City—16 Sections.
 Reclining Seat Coaches... Spokane to Pendleton; Pendleton to Salt Lake City.
 Cafe Lounge Car... Pendleton to Salt Lake City.

SALT LAKE CITY—SUN VALLEY (Ketchum) —PORTLAND—SEATTLE

No. 29-25 -401 Example	No. 41-17 -561 Example	Table U All trains daily. For complete schedules, see tables 6 and 20		No. 458-18 -30 Example	No. 402-44 -42 Example
8.00 SUN	11.35 SUN	Lv Salt Lake City (M.T.)	Ar	10.30 MON	9.55 MON
9.20 "	12.50 MON	Lv Ogden	Ar	9.20 "	8.45 "
12.45 MON	4.20 "	Ar Pocatello	Lv	6.00 "	5.25 "
1.25 "	9.55 "	Lv Pocatello	Ar	5.30 "	5.10 "
2.45 "	11.15 "	" Minidoka	Lv	4.20 "	3.40 "
3.53 "	12.15 "	Ar Shoshone	"	3.20 "	2.25 "
♦ 6.00 "	♦ 2.00 "	Ar Sun Valley	Lv	♦ 1.15 "	♦ 11.59 SUN
♦ 11.59 SUN	♦ 10.30 "	Lv Sun Valley	Ar	♦ 5.00 "	♦ 6.00 MON
3.53 MON	12.15 "	Lv Shoshone	Ar	3.20 "	2.25 MON
7.30 "	3.55 "	Lv Boise	Lv	12.05 "	11.13 SUN
10.35 "	7.00 "	Ar Huntington (M.T.)	Lv	9.20 "	8.20 "
9.45 "	6.10 "	Lv Huntington (P.T.)	Ar	8.10 "	7.10 "
11.12 "	7.35 "	" Baker	Lv	6.45 "	5.37 "
12.45 "	9.15 "	" La Grande	"	5.30 "	4.10 "
3.05 "	11.56 MON	" Pendleton	"	3.10 MON	1.40 "
6.15 "	4.50 TUE	" The Dalles	"	11.50 SUN	10.20 "
8.55 "	7.20 "	Ar Portland	Lv	9.35 SUN	8.00 "
11.30 MON	8.30 "	Lv Portland	Ar	9.10 "	6.30 "
5.05 TUE	1.04 "	Ar Tacoma	"	5.20 "	1.00 SUN
6.45 TUE	2.20 TUE	Ar Seattle (P.T.)	Lv	4.10 SUN	11.30 SAT

Equipment for Table U (See Footnote B)

***NO. 29-25-401—BUTE SPECIAL—PACIFIC LIMITED—DAILY**
 No. 29 to Pocatello; No. 25 to Portland; No. 401 to Seattle.
 Standard Sleeping Cars... Salt Lake City to Boise—12 Sections, D. R.
*(Salt Lake—Pacific Northwest passengers make car to
 car change before arrival Boise).
 Pocatello to Portland—12 Sec. D.R. (from Kansas City)
 Salt Lake City to Sun Valley—8 Sec., Compts., D.R. (Begin-
 ning Dec. 19; No. 225 north of Shoshone; see Table 64).*
 Tourist Sleeping Cars... Salt Lake City to Huntington—16 Sections.
*(Salt Lake—Pacific Northwest passengers make car
 to car change before arrival Huntington).*
 Pocatello to Seattle—16 Sections (from Green River).
 Reclining Seat Coaches... Salt Lake City to Portland; Portland to Seattle.
 Cafe Lounge Car... Salt Lake City to Portland.

*NO. 41-17-561—PORTLAND ROSE—DAILY

No. 41 to Pocatello; No. 17 to Portland; No. 561 to Seattle.
 Club Lounge Car... Pocatello to Portland.
 Standard Sleeping Cars... Salt Lake City to Pendleton—12 Sections, D. R. (open
 9:30 p.m.) (for Spokane). *(Passengers for Portland
 make car to car change after leaving Pocatello).*
 Pocatello to Portland—8 Sec., Compts., D. R. (from
 Chicago in train 17).
 Tourist Sleeping Car... Pocatello to Portland—16 Sections (from Chicago in
 trains 717-17).
 Reclining Seat Coaches... Salt Lake City to Pocatello; Pocatello to Portland.
 Portland to Seattle.
 Dining Car... Pocatello to Portland and Seattle.

*NO. 458-18-30—PORTLAND ROSE—DAILY

No. 458 to Portland; No. 18 to Pocatello; No. 30 to Salt Lake City.
 Club Lounge Car... Portland to Pocatello.
 Cafe Lounge Car... Pocatello to Salt Lake City.
 Standard Sleeping Cars... Portland to Salt Lake City—12 Sec., D. R. *(Passengers
 make car to car change before arrival Pocatello).*
 Pendleton to Salt Lake—12 Sec., D.R. (from Spokane).
 Tourist Sleeping Car... Seattle and Portland to Pocatello—16 Sections.
 Reclining Seat Coaches... Seattle to Portland; Portland to Pocatello; Pocatello
 to Salt Lake City.
 Dining Car... Seattle to Salt Lake City.

*NO. 402-44-42—PACIFIC LIMITED—UTAH EXPRESS—DAILY

No. 402 to Portland; No. 44 to Pocatello; No. 42 to Salt Lake City.
 Standard Sleeping Cars... Portland to Pocatello—12 Sec., D. R. (for Kansas City).
*(Passengers for Salt Lake City make car to car change
 after leaving Boise).
 Boise to Salt Lake City—12 Sec. D. R. (open 9:30 p.m.).
 Sun Valley to Salt Lake City—8 Sec., Compts., D. R.
 (Beginning Dec. 20; No. 244 to Shoshone; see Table 64).*
 Tourist Sleeping Cars... Seattle and Portland to Pocatello—16 Sec. (for Chicago).
(Car to car change after leaving Huntington).
 Huntington to Salt Lake City—16 Sections.
 Reclining Seat Coaches... Seattle to Portland; Portland to Salt Lake City.
 Cafe Lounge Car... Portland to Salt Lake City.

Footnotes for Page 26

Time between 12.01 midnight and 12.00 noon shown in light face type.

Time from 12.01 noon to 12.00 midnight shown in heavy face type.

* Regularly assigned thru cars air-conditioned. (M.T.) Mountain time. (P.T.) Pacific time

Sun Valley is one and one-half miles distant from railroad station at Ketchum, Idaho and there is convenient free bus service. ♦ Motor bus; see Note B above, on Sun Valley service.

Note B—Bus connections between Shoshone and Sun Valley will be provided passengers
 arriving or departing Shoshone on principal trains and holding through rail tickets
 to and from Ketchum and reservations at Sun Valley Lodge or Challenger Inn.

From the Office... or the Home

Telephone Your Travel Requirements

You'll find your nearest Union Pacific office and our freight and passenger representatives listed on pages 62 and 63.

PORTLAND - WALLA WALLA - YAKIMA - LEWISTON - SPOKANE

Table W
All Trains Daily—Pacific Time

12-345-592-74					11-73-591-346-17	
9.30	SUN	Lv	Portland	Ar	7.20	MON
11.00	"	"	Hood River	Lv	5.24	"
11.40	"	"	The Dalles	"	4.50	"
12.44	MON	"	Arlington	"	3.03	"
1.45	"	Ar	Umatilla	Lv	2.05	"
1.50	"	Lv	Umatilla	Ar	1.50	"
2.30	"	Ar	Walla Walla	Lv	1.07	MON
3.30	"	Lv	Walla Walla	Ar	11.50	SUN
5.00	"	Ar	Walla Walla	Lv	10.30	SUN
3.25	"	Lv	Walla Walla	Ar	12.10	MON
7.00	"	Ar	Yakima	Lv	8.40	MON
2.55	"	Lv	Walla Walla	Ar	12.49	MON
4.10	"	Ar	Ayer	Lv	11.41	SUN
4.30	"	Lv	Ayer	Ar	11.05	"
5.15	"	Ar	Riparia	Lv	10.30	"
7.45	"	Ar	Lewiston	Lv	7.40	"
4.10	"	Lv	Ayer	Ar	11.41	"
5.25	"	Ar	Marengo	Lv	10.45	"
6.25	"	Ar	Cheney	"	9.56	"
7.00	MON	Ar	Spokane	Lv	9.30	SUN

See Table 77, Page 50 for Service to Spokane via Pendleton.

Spokane, San Francisco and Los Angeles

Table X
All Trains Daily (Pacific Time)

No. 11-23 Beaver	No. 11-23 Cascade	No. 77-17-26	No. 77-15-60	No. 11-19-52		No. 51-20-12	No. 51-12	No. 59-16 Bus 12	No. 24-12		
9.30	9.30	5.30	5.30	9.30	Lv	Spokane U. P.	Ar	7.00	7.00	* 7.30	7.00
11.41	11.41	↓	↓	11.41	"	Ayer	"	4.10	4.10	↑	4.10
1.07	1.07	↓	↓	1.07	"	Walla Walla	"	2.30	2.30	↑	2.30
7.20	7.20	8.55	8.55	7.20	Ar	Portland	Lv	9.30	9.30	* 9.00	9.30
5.20	5.20	10.00	10.25	8.45	Lv	Portland So. Pac.	Ar	9.00	3.45	7.50	1.10
6.57	6.57	11.38	12.02	10.30	"	Salem	Lv	7.10	1.59	6.00
8.48	8.48	1.25	1.50	12.35	"	Eugene	"	5.10	12.15	4.11	9.53
2.30	2.30	7.25	8.10	7.20	"	Klamath Falls	"	11.10	6.30	10.10	4.35
8.00	f 8.00	1.10	2.09	2.04	"	Redding	"	4.11	12.23	3.15	10.35
*12.55	*12.55	* 5.55	6.55	A 6.50	Ar	Sacramento	Lv	A1015	A7.55	10.10	6.35
1.50	1.50	7.30	10.50	8.50	Ar	San Francisco	Lv	8.35	6.00	7.30	5.00
.....	7.50	Lv	Sacramento	Ar	9.10	8.45
.....	9.03	Ar	Stockton	Lv	7.30	7.10
.....	12.28	"	Fresno	"	4.00	4.15
.....	8.35	8.45	↓	Ar	Los Angeles	Lv	9.00	9.00

PORTLAND, TACOMA AND SEATTLE

Table Z
All Trains Daily (Pacific Time)

401 Daily Union Station	459 Daily Union Station	407 Daily Union Station	561 Daily Union Station	Miles		Elevation	562 Daily Union Station	408 Daily Union Station	458 Daily Union Station	402 Daily Union Station		
11.30	4.20	1.30	8.30	0.0	Lv	Portland Ore.	Ar	29	2.20	5.00	9.10	6.30
12.05	4.45	1.51	9.00	8.7	"	Vancouver Wash	Ar	47	1.45	4.37	8.36	5.52
1.29	5.33	2.34	10.06	47.7	"	Kelso	Lv	29	12.36	3.71	7.42	4.28
2.54	6.26	11.17	87.1	"	Chehalis	"	189	11.28	6.46	3.04
3.00	6.36	3.27	11.26	90.8	Ar	Centralia	"	188	11.15	2.59	6.36	2.53
5.05	8.05	4.33	1.04	144.7	Ar	Tacoma	"	13	9.40	1.54	5.20	1.00
5.25	8.10	4.35	1.09	144.7	Lv	Tacoma	Ar	13	9.31	1.52	5.15	1.25
6.45	2.20	183.4	Ar	Seattle	Lv	15	4.10	11.30
.....	2.20	183.4	Ar	Seattle	Lv	15	8.20	1.00

Equipment for Tables Y and Z

* NO. 561-DAILY

Parlor Cars..... Portland to Seattle.
Standard Sleeping Car..... Los Angeles to Seattle—10 Sections, Compts., D.R.
Coaches..... Portland to Seattle.
Dining Car..... Serving necessary meals enroute.

* NO. 407-DAILY

Parlor Car..... Portland to Seattle.
Standard Sleeping Cars..... San Francisco to Seattle—Sections, Double Bedrooms.
Reclining Seat Coach..... San Francisco to Seattle—6 Compts., 3 D. R.
Dining Car..... Portland to Seattle.
Serving necessary meals enroute.

* NO. 459-DAILY

Observation Parlor Car..... Portland to Seattle.
Coaches..... Portland to Seattle.
Dining Car..... Serving necessary meals enroute.

* Regularly assigned through cars air-conditioned.
(A) Runs via Davis. * Arrives Seattle at Union Depot.

*NO. 12—THE SPOKANE—DAILY

Club Lounge Car..... Portland to Spokane. (Buffet and soda fountain).
Standard Sleeping Cars..... Portland to Spokane—10 Sections, Compartment, D.R.
Tourist Sleeping Cars..... Portland to Spokane—13 Sections.

Sleepers can be occupied at Spokane and Walla Walla till 8:00 a.m.; at Yakima and Lewiston till 7:30 a.m.

Portland to Walla Walla—Coach-Tourist Sleeper, 8 Sections. (No. 345, Wallula to Walla Walla).
Portland to Lewiston—Coach-Tourist Sleeper, 8 Sections. (Sun., Tues., Thurs., only; No. 62-74, Wallula to Lewiston).
Portland to Yakima—Coach-Tourist Sleeper, 6 Sec. (Mon., Wed., Fri. only; No. 592, Wallula to Yakima).
Walla Walla to Spokane—Coach-Tourist Sleeper, 6 Sections. (Tuesdays, Fridays and Sundays only). (No. 346, Walla Walla to Wallula; open 9:30 p.m.).
Portland to Spokane.

*NO. 11—THE SPOKANE—DAILY

Club Lounge Car..... Spokane to Portland. (Buffet and soda fountain).
Standard Sleeping Cars..... Spokane to Portland—10 Sections, Compt, D. R.
Tourist Sleeping Cars..... Spokane to Portland—13 Sections.

Spokane to Walla Walla—Coach-Tourist Sleeper, 6 Sections. (Mondays, Thursdays and Saturdays only). (No. 345 beyond Wallula. Occupancy till 8:00 a.m.).
Walla Walla to Portland—Coach-Tourist Sleeper, 8 Sec. (346 Walla Walla to Wallula; Open 9:30 p.m.).
Lewiston to Portland—Coach-Tourist Sleeper, 8 Sections. (Mon., Wed. and Fri. only). (Nos. 73-61, Lewiston to Wallula; No. 17 west of The Dalles).
Yakima to Portland—Coach-Tourist Sleeper, 6 Secs. (Tue., Thur., and Sat. only). (No. 591, Yakima to Wallula; No. 17 west of The Dalles).
Spokane to Portland (No. 17 west of The Dalles).

Reclining Seat Coach..... Spokane to Portland (No. 17 west of The Dalles).

Seattle, San Francisco and Los Angeles

Table Y
All Trains Daily (Pacific Time)

No. 458-15-60	No. 458-17-26	No. 408-23 Beaver Cascade	No. 402-19-52		No. 51-20-401	No. 59-16-561	No. 24-407	No. 51-12-459		
4.10	4.10	1.00	11.30	Lv	Seattle	Ar	6.45	2.20	5.30	9.20
5.20	5.20	1.54	1.00	Lv	Tacoma	Ar	5.05	1.04	4.33	8.05
9.10	9.10	5.00	6.30	Ar	Portland	Lv	11.30	8.30	1.30	4.20
10.25	10.00	5.20	8.45	Lv	Portland So. Pac.	Ar	9.00	7.50	1.10	3.45
12.02	11.38	6.57	10.30	Lv	Salem	Lv	7.10	6.00	1.59
1.50	1.25	8.48	12.35	"	Eugene	"	5.10	4.11	9.63	12.15
8.10	7.25	2.30	7.20	"	Klamath Falls	"	11.10	10.10	4.35	6.30
2.09	1.10	f 8.00	2.04	"	Redding	"	4.11	3.15	10.35	12.23
6.55	* 5.55	*12.55	A 6.50	Ar	Sacramento	Lv	A1015	10.10	A 6.35	A 7.55
10.50	7.30	1.50	8.50	Ar	San Francisco	Lv	8.35	7.30	5.00	6.00
7.50	Lv	Sacramento	Ar	9.10	8.45
9.03	Ar	Stockton	Lv	7.30	7.10
12.28	"	Fresno	"	4.00	4.15
8.45	8.35	Ar	Los Angeles	Lv	9.00	7.45	9.00

* NO. 401-DAILY

Standard Sleeping Cars..... Portland to Seattle—10 Sections, Compts., D. R.
Portland to Tacoma—12 Sections, D. R.
San Francisco to Seattle—10 Sections, Compts., D. R.
Tourist Sleeping Cars..... San Francisco to Seattle—16 Sections.
Sleepers open at Portland 9:30 p.m., at destinations until 8:00 a.m.
Coaches..... Portland to Seattle.

* NO. 562-DAILY

Observation Parlor Car..... Seattle to Portland.
Coaches..... Seattle to Portland.
Dining Car..... Serving necessary meals enroute.

* NO. 408-DAILY

Parlor Car..... Seattle to Portland.
Standard Sleeping Cars..... Seattle to San Francisco—Sections, Double Bedrooms.
Reclining Seat Coaches..... Seattle to San Francisco—6 Compts., 3 D. R.
Dining Car..... Seattle to Portland.
Serving necessary meals enroute.

* NO. 458-DAILY

Parlor Cars..... Seattle to Portland.
Standard Sleeping Car..... Seattle to San Francisco—10 Sections, Compts., D.R.
Tourist Sleeping Car..... Seattle to Kansas City (No. 18 east of Portland).
Coaches..... Seattle to Portland.
Dining Car..... Serving necessary meals enroute.

* NO. 402-DAILY

Standard Sleeping Cars..... Seattle to Portland—10 Sections, Compts., D. R.
Tacoma to Portland—12 Sections, D. R.
Sleepers open at Seattle at 9:30 p.m., at Portland until 7:30 a.m.
Tourist Sleeping Car..... Seattle to San Francisco—10 Sec., Compts., D.R.
Coaches..... Seattle to San Francisco—16 Sections.
Seattle to Portland.

* U. P. Stage 12, Portland to Spokane.
□ Arrives Seattle at King Street Station. * Via Pacific Greyhound Bus.

Chicago and Omaha to Colorado, Utah, California and Pacific Northwest

Table No. 1 (Continued)

The Overland Route

WESTBOUND—Read Down

To Pacific Coast

Buses

FOOTNOTES FOR TABLE 1

MILES

Table with columns for station names, streamliner numbers, departure times, and fares. Includes entries for Cheyenne, Laramie, Rawlins, and various points in Utah and California.

For sailing dates and complete schedules see pages 6 and 7.

No. 5 does not carry sleeping cars or dining car east of Green River. Carries coach passengers between regular stops.

Passengers for north-west of Granger transfer at Green River to train 25.

Daily. Meals. Daily except Sunday.

Stops only on signal.

Leaves U. P. Transfer Depot, Council Bluffs.

Stops to let off paying passengers from Chicago or East thereof

Stops to take on paying passengers for scheduled stopping points in Colorado.

Stops to take standard Pullman passengers with railroad tickets for Ogden or beyond.

Stops to let off paying passengers from Omaha or east; also to take for Pocatello or beyond.

Stops to take on paying passengers for scheduled stopping points north of Granger.

Stops to take paying passengers for Salt Lake City or beyond, or for north of Granger.

Stops to take paying passengers for Ogden or west.

Stops to let off paying passengers from Omaha or east; also to take for Ogden or beyond

Stops to take standard Pullman passengers with railroad tickets for Pocatello and beyond.

Stops on Mon., Wed., and Friday to take on paying passengers from S. and E. V. No. 202, destined to scheduled stopping points.

No rail or bus tickets honored whose origin and destination is between Ogden and Salt Lake City or points intermediate.

Stops to take on or let off paying passengers.

Stops to take paying passengers for Ogden or beyond.

Mileage shown on mile posts is from Council Bluffs. See General Information, page 57.

See Table No. 34 for connecting train service to and from St. Joseph, Mo. Motor Bus operated over Public Highway via Union Pacific Stages. See General Information, page 57 for optional rail-motor bus ticketing arrangement.

California, Pacific Northwest, Utah and Colorado to Omaha and Chicago

Table with 15+ columns: Station Name, State, Elevation, Streamliner, etc. Section: EASTBOUND—Read Down. Includes routes like Mountain Time, North Plate, Grand Island, and Omaha.

For equipment, see pages 8 to 13, inclusive. For explanation of reference marks see page 30.



UNION PACIFIC RAILROAD
AND CONNECTIONS

7038-B

POOLE BROS. INC., CHICAGO

4-1-11

Between Chicago, Omaha, Denver, Ogden, Salt Lake City and Los Angeles

Table No. 3 The Overland Route

WESTBOUND—Read Down							MILE S	EASTBOUND—Read Up											
Motor Bus 9 Daily	Motor Bus 3 Daily	Calif. Fast Mail 5 Daily	Pacific Limited 21 Daily	The Challenger 717 Daily	Los Angeles Limited 7 Daily	Streamliner, City of Los Ang. 103		Elevation	Streamliner, City of Los Ang. 104	Los Angeles Limited 8 Daily	The Challenger 818 Daily	Pacific Limited 14 Daily	Calif. Fast Mail 6 Daily	Motor Bus 10 Daily	Motor Bus 6 Daily				
8.15	4.00		11.35	10.20	10.25	6.15	0	Ar	Chicago (C. & N. W.) (C. T.)	Ill. Ar	590	12.15	8.30	8.35	8.45			5.50	5.00
11.00	6.45		10.35	9.30	9.40		485	Lr	Chicago Council Bluffs	Iowa Ar	983		8.45	9.00	9.13			4.05	1.20
11.20	7.00		10.55	9.55	10.00	1.51	488	Ar	Omaha	Neb. Lv	1033	4.30	8.45	8.45	8.55			3.45	1.00
			8.40	8.05	8.05		0	Lv	Minneapolis (C. & N. W.) (C.T.)	Minn. Ar	918		8.10	8.10	7.50				
			9.15	8.45	8.45		11	Ar	St. Paul	Ar	703		7.35	7.35	7.15				
			8.00	7.15	7.15		377	Ar	Omaha	Neb. Lv	1033		9.15	9.15	8.42				
				8.00	8.00		0	Lv	St. Louis (Wabash) (C.T.)	Mo. Ar	480		8.08	8.08					
				8.30	8.30		414	Ar	Omaha	Neb. Lv	1033		8.30	8.30					
12.30	8.00		11.25	11.20	10.35	2.00	0	Lv	Omaha (Union Pacific)	Neb. Ar	1033	4.20	8.00	8.15	8.30	5.40		3.25	11.30
1.40	9.10		12.08	12.01	11.20		37	Ar	Fremont	Ar	1197		6.55	7.10	7.32	4.47		2.10	10.16
2.47	10.17		1.01	12.48	12.11		82	Ar	Columbus	Ar	1447		5.55	6.10	6.40	4.00		1.08	9.13
4.20	11.50		2.25	2.07	1.27	4.01	144	Ar	Grand Island	Ar	1864	2.15	4.30	4.45	1.15	2.50		11.13	7.00
5.18	1.18		3.25	3.00	2.22		186	Ar	Kearney	Ar	2149		3.30	3.45	4.24	2.03		10.09	5.56
7.30	3.31		5.25	4.45	4.05	5.55	281	Ar	North Platte (Central Time)	Ar	2802	12.29	1.45	2.00	2.45	12.30		8.00	3.47
7.00	2.41		7.16	6.40	3.15	4.56	281	Lv	North Platte (Mountain Time)	Ar	2802	11.28	12.35	12.50	1.35	11.20		6.27	2.22
			f 7.30	6.20	x	4.28	363	Ar	Julesburg	Colo.	3467		10.59	o	11.39				
9.45	5.30		8.23	7.45	5.52	5.32	405	Ar	Sidney	Neb.	4091	9.44	10.10	10.30	10.35	9.10		3.23	11.18
12.01	7.44		10.40	10.30	8.05	7.45	507	Ar	Cheyenne	Wyo.	6060	8.18	8.25	8.45	8.20	7.30		1.10	9.05
			N4.00	N4.00	N4.00	N4.00	0	Lv	St. Louis (Wabash) (C. T.)	Mo. Ar	480		N7.30	N7.30	N9.55				
			10.00	10.00	11.55	11.55	640	Ar	Kansas City (Union Pacific)	Mo.	748		9.00	9.00	3.45				5.00
8.30	5.00		8.20	8.55	5.45	5.45	746	Ar	Denver (M. T.)	Colo.	5188		8.45	8.45	10.20	8.45		7.30	11.30
11.15	7.45		N11.30	N	N	N	746	Lv	Cheyenne	Wyo.	6060		N	N	N	N		5.00	9.00
12.15	8.15		11.05	11.15	8.20	8.00	507	Lv	Cheyenne	Ar	6060	8.08	8.10	8.30	7.50	7.10		12.58	8.28
1.40	9.40		12.45	12.55	9.59	9.42	563	Ar	Laramie	Ar	7151	6.50	6.12	6.32	6.15	5.17		11.43	7.03
4.25	12.30		3.05	3.30	12.29	12.19	680	Ar	Rawlins	Ar	6747	4.48	3.30	3.50	3.40	2.50		8.48	4.08
7.15	3.00		5.20	5.50	2.57	2.47	799	Ar	Rock Springs	Ar	6263		1.05	1.25	1.20	12.33		5.48	1.13
7.40	3.25		6.05	6.45	3.45	3.30	814	Ar	Green River	Ar	6083	2.34	12.20	12.35	12.45	11.59		5.23	12.48
10.00	5.40		8.07	9.15	6.08	5.55	914	Ar	Evansville	Ar	6745	12.55	10.03	10.15	10.26	9.48		3.03	10.28
11.48			9.55	11.15	8.15	8.05	990	Ar	Ogden	Utah Lv	4298	11.20	8.10	8.20	8.40	8.00		1.15	8.40
c1201			10.20	11.55	8.45	8.35	990	Lv	Ogden	Utah Ar	4298	1107	7.25	7.35	7.35	7.10		c1.00	c8.20
c1.00	7.45		11.10	12.45	9.40	9.30	1026	Lv	Salt Lake City	Ar	4251	1029	6.35	6.40	6.45	6.25		c1200	c7.20
2.00	9.45		11.25	1.15	10.05	10.00	1026	Ar	Salt Lake City	Ar	4251	1024	5.50	6.00	6.00	6.10		10.45	6.45
			D	1.41	A		1042	Lv	Garfield	Ar	4239			B	5.59				
			D	S	A		1046	Lv	Lake Point	Ar	4258			S	5.53				
			D	S	A		1050	Lv	Morris	Ar	4390			S					
			D	S	A		1054	Lv	Erda	Ar	4561			S					
			D	S	A		1058	Lv	Wardens	Ar	4731			S					
			D	2.10	R	10.59	1062	Lv	Shields (To Int'l Smelter)	Ar	4903		f 4.59	E	5.33				522
			D	2.17	R		1067	Lv	Stockton (Rush Lake)	Ar	4080			E	5.24				
			D	f 2.33	R		1074	Lv	St. John (To Ophir Mines)	Ar	5034			E	5.14				
			D	S	A		1081	Lv	Ajax	Ar	5067			S					
			D	S	A		1087	Lv	Faust	Ar	5267			f 4.57	S				
			D	S	A		1093	Lv	Pehrson	Ar	5518			S					
			D	S	A		1096	Lv	Dunbar	Ar	5648			S					
			D	S	A		1100	Lv	Lofgren	Ar	5804			f 4.38	S				
			D	S	A		1106	Lv	Boulter	Ar	6043			S					
			D	3.34	R	112.24	1111	Lv	Tintic 103	Ar	5859		f 3.54	E	4.18				1423
			D	S	A		1118	Lv	McIntyre	Ar	5591			S					
			D	S	A		1125	Lv	Jericho	Ar	5319			S					
			D	S	A		1135	Lv	Champlin	Ar	4965			S					
			D	1.55	A	1.20	1144	Ar	Lynndyl	Ar	4717		3.01	3.18	3.18	3.18	3.18	3.18	39
			D	2.05	A	1.30	1144	Lv	Lynndyl 98 (To Provo Branch)	Ar	4717		2.51	3.08	3.08	3.08	3.08	3.08	29
			D	S	A		1150	Lv	Cline	Ar	4792			S					
			D	4.53	f 1.53	f 1.34	1161	Lv	Delta 104	Ar	4649		f 2.30	f 2.49	2.42				5.10
			D	5.00	A		1166	Lv	Oasis (Alfalfa District)	Ar	4607			B	2.31				
			D	f 5.14	A		1179	Lv	Clear Lake	Ar	4594			f 2.09	S				
			D	S	A		1189	Lv	Borden	Ar	4728			S					
			D	S	A		1195	Lv	Bloom	Ar	4786			S					
			D	S	A		1205	Lv	Pumice	Ar	4860			S					
			D	f 5.46	R		1211	Lv	Black Rock	Ar	4860			E	1.31				
			D	S	A		1220	Lv	Read	Ar	4895			S					
			D	3.50	6.13	3.50	1233	Ar	Milford	Ar	4968		1.08	1.33	1.05				1.50
			D	4.00	6.23	4.00	1233	Lv	Milford (To Lehman's Cave)	Ar	4968		12.58	1.23	12.55				1.40
			D	S	A		1248	Lv	Thermo	Ar	5045			S					
			D	f 6.53	A		1255	Lv	Nada	Ar	5076			S					
			D	4.44	f 7.10	f 4.46	1269	Ar	Lund 106	Ar	5091		112.17	112.44	12.15				1.01
				5.15	7.25	5.00	0	Lv	Lund	Ar	5091		1200	1200	1130				1200
				6.15	8.25	6.00	33	Ar	Cedar City 106	Ar	5805		1100	1100	1030				1100
				1030	1030	3.00	0	Lv	Cedar City	Ar	5805		2.15	2.15	6.15				215
				1130	1130	4.00	33	Ar	Lund	Ar	5091		2.15	2.15	6.15				115
				4.44	f 7.10	f 4.46	1269	Lv	Lund 106	Ar	5091		112.17	112.44	12.15				1.01
				4.44	S		1279	Ar	Zane	Ar	5213			S					
				5.20	f 7.43	A	1283	Lv	Beryl	Ar	5162			B					
				S	A		1300	Lv	Modena	Ar	5475			B	11.36	112.26			
				S	A		1309	Lv	Uvada (Utah-Nev. State Line)	Nev.	5663			S					
				S	A		1316												

Between Chicago, Omaha, Denver, Ogden, Salt Lake City and Los Angeles

WESTBOUND—Read Down										EASTBOUND—Read Up										Footnotes for Table 3	
Motor Bus 9 Daily	Motor Bus 3 Daily	Calif. Fast Mail 5 Daily	Pacific Limited 21 Daily	The Challenger 717 Daily	Los Angeles Limited 7 Daily	Streamliner, City of Los Ang. 103	MILES	Table No. 3 (Continued)		The Overland Route		Elevation	Streamliner, City of Los Ang. 104	Los Angeles Limited 8 Daily	The Challenger 818 Daily	Pacific Limited 14 Daily	Calif. Fast Mail 6 Daily	Motor Bus 10 Daily	Motor Bus 6 Daily		
(Pacific Time)																					
Leaves Salt Lake City 2:00 p.m. Runs via Cedar City; see Table No. 98.																					
Leaves Salt Lake City 9:45 a.m. Runs via Cedar City; see Table No. 98.																					
12.35	9.56	8.55	8.15	6.10	5.50	10.23	1351	Lv	Callente 98, 107	Nev. Ar	4.04	8.55	9.35	8.50	9.55	Runs Salt Lake City 10:45 a.m. Arrives via Cedar City; see Table No. 98.		Runs Salt Lake City 6:45 a.m. Arrives via Cedar City; see Table No. 98.			
12.50	10.21	9.10	8.57	6.45	8.01	1356	Lv	Etna	"	4.22	8.55	9.35	8.40	9.55							
The Streamliner, City of Los Angeles—Extra Fare—See Page 6 for Sailing Dates and Schedule.																					
1.25	10.55	11.25	11.40	9.25	9.05	1.01	1476	Ar	Las Vegas 98, 105	Lv	2.22	5.40	6.20	5.35	7.00	For Complete Motor Bus Service See Union Pacific Time Table Folder		Does Not Carry Sleeping Cars or Dining Car. Carries Coach Passengers between all Regular Stops.			
		11.58	12.10	9.40	9.20	1.06	1476	Lv	Las Vegas (Gateway Boulder Dam)	Ar	1.17	5.25	6.05	5.20	6.50						
For Complete Motor Bus Service See Union Pacific Time Table Folder																					
4.18	1.53	1.00	4.00	2.45	2.30	8.16	1476	Lv	Las Vegas (Gateway Boulder Dam)	Ar	8.08	10.17	10.35	10.20	12.37	4.03	12.09				
4.35	2.05	1.25	4.30	3.25	3.10	8.16	1476	Lv	Las Vegas (Gateway Boulder Dam)	Ar	8.05	10.17	10.27	10.12	12.32	4.03	12.09				
5.14	2.44						1476	Lv	Las Vegas (Gateway Boulder Dam)	Ar											
5.30	3.02						1476	Lv	Las Vegas (Gateway Boulder Dam)	Ar											
6.30	4.02	3.32	6.25	5.40	5.30	8.16	1741	Ar	San Bernardino	Lv	10.17	10.17	10.17	10.02	12.37	4.03	12.09				
6.30	4.02	3.37	6.30	5.48	5.38	8.16	1741	Lv	San Bernardino	Ar	10.17	10.17	10.17	10.02	12.32	4.03	12.09				
7.10	4.02						1745	Lv	Colton (Cement Works)	Lv	9.79	9.79	9.79	9.79	12.32	3.54	11.59				
7.25	4.39	4.02	6.57	6.16	6.06		1749	Lv	Highgrove	Lv	9.45	9.45	9.45	9.45	12.32	3.54	11.59				
7.50	5.09						1752	Lv	Riverside (Mission Inn)	Lv	8.66	9.55	10.05	9.50	12.12	3.35	11.11				
8.02	5.21						1754	Lv	Magnolia Ave. (Oranges)	Lv	8.28	9.55	10.05	9.50	12.12	3.35	11.11				
							1759	Lv	Pedley (Santa Ana River)	Lv	7.18	9.55	10.05	9.50	12.12	3.35	11.11				
							1763	Lv	Mira Loma	Lv	7.86	9.55	10.05	9.50	12.12	3.35	11.11				
							1767	Lv	Collins	Lv	8.89	9.55	10.05	9.50	12.12	3.35	11.11				
							1771	Lv	Ontario	Lv	9.77	9.55	10.05	9.50	12.12	3.35	11.11				
							1777	Lv	Pomona	Lv	8.60	9.55	10.05	9.50	12.12	3.35	11.11				
							1785	Lv	Walnut	Lv	5.30	9.55	10.05	9.50	12.12	3.35	11.11				
							1789	Lv	Rowland	Lv	3.89	9.55	10.05	9.50	12.12	3.35	11.11				
							1792	Lv	Hillgrove	Lv	3.10	9.55	10.05	9.50	12.12	3.35	11.11				
							1798	Lv	Whittier Jct	Lv	1.94	9.55	10.05	9.50	12.12	3.35	11.11				
							1799	Lv	Pico	Lv	1.83	9.55	10.05	9.50	12.12	3.35	11.11				
							1801	Lv	Montebello	Lv	2.03	9.55	10.05	9.50	12.12	3.35	11.11				
							1804	Lv	E. Los Angeles	Lv	2.05	9.55	10.05	9.50	12.12	3.35	11.11				
							1811	Ar	Los Angeles	Lv	2.70	9.55	10.05	9.50	12.12	3.35	11.11				
							1820	Ar	Pasadena	Lv	8.48	5.55	7.30	7.30	7.20	6.45					
							1823	Ar	Glendale	Lv	5.82	5.20	6.50	6.50	6.45						
							1812	Ar	Whittier	Lv	2.56	6.10	7.45	7.45	7.40						
							1827	Ar	Anahem	Lv	1.62	5.30	7.00	7.00	7.00						
							1831	Ar	Long Beach (Pine Ave)	Lv	3.1	5.35	7.10	7.10	7.05						
							1838	Ar	San Pedro (Los Angeles Harbor)	Lv	1.3	4.55	6.25	6.25	6.25						

● Makes 10 round trips each month between Chicago and Los Angeles. See page 6.

⊙ Stops only to let off paying passengers.

○ Trains 5, 6, 717 and 818 handle no checked baggage between Green River and Los Angeles.

○ Motor Bus between Lund and Cedar City.

(f) Stops only on signal.

|| Meals.

* Motor Bus connections with main line trains at East Los Angeles. See pg. 53.

A Stops to take paying passengers for San Bernardino and west.

B Stops to let off paying passengers from San Bernardino and west.

C No rail or bus tickets honored whose origin and destination is between Ogden and Salt Lake City or points intermediate.

D Stops to let off paying passengers from south of Cheyenne.

E Stops to take paying passengers for Salt Lake City or east; to let off from San Bernardino or west.

H Stops to take paying passengers for Salt Lake City or east.

K Stops to let off paying passengers from Salt Lake and east.

L No rail or bus tickets honored whose origin and destination is between Long Beach and San Bernardino or points intermediate.

M Stops to let off paying passengers from points in California.

N See Tables 17 and 18 for service between St. Louis, Kansas City, Denver and Cheyenne.

O Conditional stop; see Table 2.

R Stops to let off paying passengers from Salt Lake City and east; also to take for San Bernardino and west.

S Stops to let off or take on paying passengers.

X Conditional stop; see Table 1.

◆ Mileage shown on mile posts is from Council Bluffs. See last paragraph under General Information, page 57.

Time from 12:01 midnight to 12:00 noon shown in light face type.

Time from 12:01 noon to 12:00 midnight is shown in heavy face type.

Where no time is shown trains do not stop, except as indicated by reference marks.

Between Chicago, Omaha, Denver, Ogden and San Francisco

WESTBOUND—Read Down

EASTBOUND—Read Up

Table No. 4

The Overland Route

WESTBOUND—Read Down				EASTBOUND—Read Up						
Pacific Limited 21 Daily	The Challenger 87 Daily	San Francisco Overland Limited 27 Daily	Stream-liner, City of San Francisco 101	M I L E S	Elevation	Stream-liner, City of San Francisco 102	San Francisco Overland Limited 28 Daily	The Challenger 88 Daily	Pacific Limited 14 Daily	
C. & N. W.										
11.35	10.30	10.25	7.45	0	Lv	Chicago (Central Time) Ill.	Ar	590	9.30	
10.35	9.50	9.40	485	Ar	Council Bluffs Iowa	Lv	983	8.30	8.20	
10.55	10.10	10.00	3.20	488	Ar	Omaha Neb.	1033	8.45	8.28	
								8.15	8.55	
8.40	8.05	8.05		0	Lv	Minneapolis (C.&N.W.) (C.T.) Minn.	Ar	918	8.10	
9.15	8.45	8.45		11	"	St. Paul Ar	703	8.10	8.10	
8.00	7.15	7.15		377	Ar	Omaha Neb.	1033	7.35	7.15	
								9.15	8.42	
	8.00	8.00		0	Lv	St. Louis (Wabash) (C.T.) Mo.	Ar	480	8.08	
	8.30	8.30		414	Ar	Omaha Neb.	1033	8.30		
UNION PACIFIC										
11.20	10.40	10.25	3.30	0	Lv	Omaha Neb.	Ar	1033	8.00	
12.01	11.25	11.10	37			Freemont " "	"	1197	7.45	
12.48	12.18	12.01	82			Columbus " "	"	1447	6.55	
2.07	1.40	1.17	5.31	144		Grand Island " "	"	1864	5.55	
3.00	2.33	2.10	186			Kearney " Ar	2149	4.30	4.03	
4.45	4.18	3.50	281	Ar	North Platte " Lv	2802	3.30	3.00	4.24	
						(Mountain Time)		1.45	12.45	
4.05	3.30	3.00	6.26	281	Lv	North Platte " Ar	2802	8.43	12.35	
6.20	5.05	4.28	363			Julesburg Colo.	3467	10.59	10.07	
7.45	6.05	5.32	8.10	405	Ar	Sidney Neb.	4091	6.59	10.10	
10.30	8.25	7.45	9.55	507	Ar	Cheyenne Wyo.	6060	6.33	8.25	
								7.35	8.55	
A4.00	A4.00	A4.00		0	Lv	St. Louis (Wabash) (C.T.) Mo.	Ar	480	A7.30	
10.00	11.55	11.55		0	Lv	Kansas City (Union Pacific) Mo.	Ar	748	9.00	
8.55	5.45	5.45	640	Ar	Denver (M.T.) Colo.	5188	8.45	10.20	3.45	
A..	A..	A..	746	Ar	Cheyenne Wyo.	6060	A..	A..	A..	
11.15	8.40	8.00	10.05	507	Lv	Cheyenne " Ar	6060	5.23	8.10	
12.55	10.20	9.42	11.30	563	"	Laramie " " "	7151	4.03	6.12	
3.30	12.47	12.19	680			Rawlins " Ar	6747	2.03	3.30	
5.50	3.12	2.47	799			Rock Springs " Ar	6263	1.05	12.40	
6.15	3.37	3.15	814	Ar	Green River " Lv	6083	11.50	12.45	1.00	
6.45	4.05	3.30	814	Lv	Green River " Ar	6083	11.49	12.20	11.55	
9.15	6.23	5.55	914	Ar	Evanston " Ar	6747	10.10	10.03	9.40	
11.15	8.30	8.05	990	Ar	Ogden Utah	4298	8.35	8.10	7.55	
								8.20	8.40	
11.00	8.00	8.00	0	Lv	Salt Lake City Utah	Ar	4251	8.20	8.20	
11.10	8.45	8.20	6.05	990	Lv	Ogden (So. Pacific) (P.T.) Utah	Ar	4298	7.25	
O.	T.	O.	1014	Lv	Promontory " Lv	4219	B.	G.	6.55	
O.	10.15	O.	1038	"	Lakeside (Great Salt Lake Cut-off) " "	4218	B.	G.		
O.	11.18	O.	1093	"	Lucin " "	4476	B.	f 3.25		
O.	T.	O.	1105	"	Tecoma Nev.	4809	B.	G.		
2.10	11.44	11.03	1111	"	Montello (Pilot Peak, South) " "	4880	3.24	3.03	3.46	
O.	12.34	11.42	1128	"	Cobre " "	5924	2.54	2.32		
2.53	1.29	12.34	1166	"	Wells (Humboldt River) " "	5633	f 1.57	1.31	2.15	
O.	f 1.53	O.	1184	"	Deeth { Ruby Range to south } " "	5343	B.	G.	f 1.47	
O.	f 2.08	O.	1196	"	Halleck " "	5231	B.	G.	f 1.35	
5.00	2.39	1.32	1217	"	Elko (Elk Range to south) " "	5063	12.47	12.18	1.03	
5.30	3.09	2.00	1239	"	Carlin " "	4901	3.01	12.16	11.44	
f 6.00	f 3.32	O.	1247	"	Palisade (Palisade Canyon) " "	4846	B.	f 11.23	12.05	
f 6.23	f 3.55	O.	1265	"	Beowawe (Shoshone Range) " "	4697	B.	f 11.01	11.40	
f 7.49	f 5.13	O.	1297	"	Battle Mountain " "	4514	B.	f 10.26	10.59	
f 8.16	f 5.36	4.25	1339	"	Golconda (Hot Spgs. Range north) " "	4391	B.	G.	f 10.08	
9.01	6.15	5.03	1356	"	Winnemucca (Sonoma Range, so) " "	4336	10.06	9.18	9.40	
9.55	7.07	6.00	1389	"	Imlay (Star Peak Mount to west) " "	4199	9.27	8.30	8.52	
11.04	8.15	7.09	1428	"	Lovelock (Humboldt River to Wells) " "	3982	8.34	7.30	7.50	
11.24	8.36	O.	1485	"	Hazen (U. S. Irrig proj. to south) " "	4014	7.35	6.22	6.37	
f.	9.45	O.	1497	"	Fernley " "	4159	B.	G.	f 6.18	
12.50	9.53	8.52	1520	"	Sparks " "	4427	M.	f.	5.20	
1.50	11.25	10.30	1530	"	Reno " "	4500	5.40	5.00	5.13	
N.	f.	P.	1585	"	Truckee (To Lake Tahoe) Cal.	5819	M.	3.50	4.00	
N.	f.	P.	1607	"	Blue Canon (American Rts. Canyon) " "	4693	M.	H.		
4.15	2.15	1.20	1618	"	Dutch Flat (Placer Goldfields '49) " "	3390	M.	H.		
f 4.51	f 3.02	P.	1629	"	Coffax " "	2418	1.40	1.07	1.25	
f 5.01	f 3.15	P.	1647	"	Auburn " "	1360	M.	S.	f 12.45	
N.	f 3.24	P.	1655	"	Newcastle " "	968	M.	H.	f 12.35	
N.	f 3.33	P.	1658	"	Loomis " "	628	M.	H.		
5.27	3.65	3.10	1665	"	Roseville " "	162	M.	H.		
6.10	4.40	3.55	7.10	1683	Ar	Sacramento (State Capital) " "	Ar	35	12.25	
6.35	5.10	5.00	7.15	1683	Lv	Sacramento " "	Ar	35	11.45	
Z.	5.33	R.	1696	Ar	Davis " "	52	M.	H.	11.25	
K.	6.35	R.	1743	"	Martinez (Carguenez Straits) " "	14	M.	H.	11.00	
7.58	6.50	R.	1749	"	Crockett (Bencia Vallejo) " "	14	M.	H.	9.43	
8.35	7.25	7.15	8.39	1765	"	Berkeley " "	18	M.	H.	9.28
8.50	7.33	7.24	8.49	1769	"	Oakland (16 St.) " " San Francisco Bay	14	4.30	9.30	
8.57	7.45	7.40	8.55	1771	"	Oakland Pier " "	10	4.22	9.18	
9.30	8.25	8.25	9.30	1776	Ar	San Francisco Cal.	Lv	6	4.15	

Free Side Trip to Salt Lake City

You are entitled to a free side trip, Ogden to Salt Lake City and return, if your one-way or round trip ticket is from Denver, Cheyenne, or east thereof, to or west of Cobre, Nevada, or Pocatello, Idaho, or the reverse; and if routed via Union Pacific Railroad between Denver, Cheyenne and Ogden or Pocatello. Apply to agent issuing your through ticket, agent at Ogden, or conductor on your train into Ogden.

Footnotes for Table 4

- Makes ten trips each way between Chicago and San Francisco each month. See page 6 for sailing dates and schedule.
- (f) Stops only on signal.
- A See tables 17 and 18 for service between St. Louis, Kansas City, Denver and Cheyenne.
- B Stops to let off paying passengers from Coffax or west; also to take on for beyond Ogden.
- D Stops to take paying passengers for Reno and east.
- G Stops to let off paying passengers from Sparks or west; also to take on for Ogden or east.
- H Stops to take passengers for Sparks or east.
- K Stops to let off passengers from Ogden and east.
- M Stops to take paying passengers for Ogden and east.
- N Stops to let off passengers from Sparks or east.
- O Stops to let off passengers from Cheyenne or east.
- P Stops to let off passengers from Reno and east; also to take for Sacramento and west.
- R Stops to let off passengers from Roseville or east.
- S Stops to take paying passengers for Sparks or east; also to let off from Berkeley or west.
- T Stops to let off paying passengers from Ogden or beyond; also to take on for Reno or beyond.
- Z Stops to let off passengers from Ogden or beyond; also to let off for transfer to train No. 24.
- ⊕ See table 19 for service between Ogden and Salt Lake City.
- ◆ Mileage shown on mile posts is from Council Bluffs. See General Information, page 57.

HAWAII... WHERE DREAMS BECOME REALITY!

Visit World-famous San Francisco—then Hawaii, only four and one-half days distant

Between Chicago, Omaha and Denver

WESTBOUND—Read Down

Union Pacific Historical Museum

• Going through Omaha? If you are, and if you have a little time to spare between train connections, be sure to see the Historical Museum, Union Pacific Building, Corner 15th and Dodge Streets.

• It contains a fascinating visual record of the building of the West. Its numerous mementos, pictures and authentic documents and an extensive library, present one of the finest historical collections in the United States. There are articles from the President Lincoln funeral car... firearms taken from train robbers... old-time agricultural implements... relics of prehistoric days.

• The Museum is now open to the public from 9:00 a.m. to 5:00 p.m. daily except Sunday. Admission is free and special evening parties can be accommodated by advance arrangements.

• Any street car going north from the Omaha Union Station will take you to 15th and Farnam streets. The Union Pacific Building is two blocks north from that corner.

Table with 5 columns: 24 Daily, 24 Daily, 334 Mixed, 38 Daily, 4 Daily. Includes times like 9.51, 9.03, 4.37, 7.28, 9.44, 12.40, 10.12, etc.

Table No. 5 The Overland Route

Main routing table with columns for Motor Bus 1, Motor Bus 3, The Columbine 15, Pacific Limited 21-111, The Streamliner 111, Miles, and various station names (Chicago, Omaha, Union Pacific, North Platte, Julesburg, La Salle, Denver, Estes Park) with corresponding times.

EASTBOUND—Read Up

Footnotes for Table 5

- * Daily, [Meals]
† Daily except Sunday.
(f) Stops only on signal.
* Sleeping car passengers for Denver must change to No. 11 at Julesburg. See Table G.
@ Through service to Chicago is via No. 14, Pacific Limited, east of Omaha.
* Yellow Cab Co., between La Salle and Greeley meets all trains at 75c per person, \$1.00 for only one person. Arrange in advance with La Salle agent.
A Stops to take on paying passengers for scheduled stopping points in Colorado.
D Stops to let off paying passengers from Omaha or east thereof.
E Service during park summer season.
H Stops to let off paying passengers from Granger and west. See table 18.
K Stops to let off paying passengers from north of La Salle. See table 18.
L Stops to let off paying passengers from Colorado.
M Stops to let off paying passengers from Chicago and east.
Union Pacific Stages Motor Bus operating over public highway. See General Information, page 57, for optional rail-motor bus ticketing arrangement.
No rail or bus tickets honored whose origin and destination is between Denver and Greeley or points intermediate.
Mileage shown on mile posts is from Council Bluffs. For explanation see General Information, page 57.

Time from 12:01 midnight to 12:00 noon is in light face type. Time from 12:01 noon to 12:00 midnight shown in heavy face type.

Where no time shown, trains do not stop, except as indicated by reference marks.

Bottom section of the table with 10 columns for various routes and times, including entries for Greeley, La Salle, and Denver.

Between Chicago, Omaha and Spokane, Portland, Tacoma and Seattle

WESTBOUND—Read Down						EASTBOUND—Read Up											
Motor Bus Daily	Motor Bus Daily	Pacific Limited 25 Daily	Portland Rose 17 Daily	The Streamliner 1	M I L E S	Table No. 6 (Continued) The Overland Route						Ele- vation	The Streamliner 2	Portland Rose 18 Daily	Pacific Limited 44 Daily	Motor Bus Daily	Motor Bus Daily
5.32	7.17	5.18	1.35	•	1218	Lv	Glenns Ferry (M.T.) (Snake River), Idaho	Ar	2562	•	1.50	12.57			8.37	1.12	
5.49	7.29	5.30	A		1227	Lv	Hammett	Lv	2544					8.25	1.00		
		V	A		1236	"	Reverse	"	3089		B						
		6.05	A		1246	"	Mountain Home	"	3148		1.10	12.17		8.00	12.35		
		V	A		1257	"	Cleff	"	3232		B						
		V	A		1263	"	Sunnyside	"	3179		B						
		f 6.36	A		1267	Ar	Orchard	Lv	3157		B	f 11.52	Motor Mixed 268				
Via Boise														For Complete Motor Bus Service see Union Pacific Stages Time Table Folder			
Main Line																	
					1267	Lv	Orchard	Ar	3157		B	f 11.52		7.00	11.35		
					1293	Lv	Boise (Capital of Idaho)	Ar	2692	5.49	12.05	11.13		6.16	11.10		
					1293	Lv	Boise (Arrowrock Dam)	Ar	2692	5.49	11.55	10.58		5.56	10.50		
					1301	"	Meridian	Ar	2605		B	f 10.47		5.38	10.30		
					1312	Ar	Nampa 66	Lv	2489		11.30	10.30					
					1312	Lv	Nampa	Ar	2489		11.23	10.23		5.38	10.30		
					1316	"	Moss	Lv	2441		B			5.18	10.10		
					1321	"	Caldwell 68 (Boise River)	"	2375		11.08	10.08					
					1328	"	Notus	"	2326		B	f 9.56					
					1336	"	Parma	"	2231		B	f 9.46					
					1344	"	Nysa 69 (Snake River)	Ore.	2186		10.40	9.36					
					1347	"	Arcadia	"	2178		B						
					1354	"	Ontario (Snake River)	"	2160		10.25	9.22		4.17	9.15		
					1358	"	Payette 71	Idaho	2154		10.13	9.11		4.02	9.05		
					1365	"	Crystal	"	2131		B						
					1371	"	Welser	"	2121		9.53	8.53		3.35	8.40		
					1377	"	Eaton	"	2111		B						
					1385	"	Olds Ferry (Snake River)	"	2085		B						
					1394	Ar	Huntington 72 (Mountain Time)	Ore.	2116	4.10	9.20	8.20		2.55	7.40		
					1394	Lv	Huntington (Pacific Time)	Ar	2116	3.08	8.10	7.10		1.55	6.15		
					1415	"	Durkee (Burnt River)	Lv	2657		E	6.28		1.30	6.40		
					1428	"	Pleasant Valley	"	3746		E			1.10	5.55		
					1442	"	Baker (To Sumpter Valley)	"	3438		E	6.45	5.37	12.55	5.40		
					1452	"	Haines (Blue Mountains)	"	3336		E	5.16		12.40	5.20		
					1462	"	North Powder (Powder River Valley)	"	3251		E	5.02		12.25	5.05		
					1471	"	Telocaset	"	3449		E	f 4.47					
					1481	"	Union Jct. (Grande Ronde Valley)	"	2718		E	4.28		12.01	4.40		
					1485	"	Hot Lake (Hot Springs and Sanatorium)	"	2708		E	f 4.22		11.52	4.32		
					1494	"	La Grande 78 (College of Education)	"	2788		E	4.10		11.40	4.20		
					1502	"	Hilgard (Grande Ronde River)	"	3006		E	f 3.38					
					1513	"	Kamela	"	4205		E	f 3.17		10.55	3.45		
					1519	"	Meacham	"	3680		E	f 3.04		10.45	3.35		
					1536	"	Duncan	"	2306		E	f 2.30					
					1547	"	Gibbon (Umatilla River)	"	1749		E	f 2.12					
					1557	"	Cayuse (Indian Reservation)	"	1414		E	f 1.56					
					1568	"	Pendleton 77 (Umatilla River)	Lv	1069	1036	3.10	1.40	The Spokane 62-11-17 Daily	9.45	2.35		
					47	Ar	Walla Walla 75	Wash.	906						12.50		
					252	Ar	Spokane (R)	Lv	1895						7.30		
					1568	Lv	Pendleton (Scene of annual Roundup)	Ore.	1069	1036	2.45	1.30	2.55	9.24	2.06		
					1572	"	Rieth	Lv	974		E	1.20					
					1585	"	Nolin	"	737		E			8.56	1.37		
					1592	"	Echo	"	641		E	f 12.52	2.15	8.49	1.30		
					1595	"	Stanfield	"	593		E	f 12.44	2.11				
					1600	"	Hinkle	"	610		E			8.40	1.21		
					1604	"	Hermiston (Umatilla River)	"	459		E	f 1.58		8.28	1.09		
					1610	Ar	Umatilla 74, 75 (Columbia River)	Lv	296		Via	Via	1.50				
					185	Ar	Spokane (R)	"	1895		9.30		9.30		7.30		
						Lv	Spokane (R)	"	1895				7.00		7.30		
					1610	Lv	Umatilla 76	"	296		Cut-off	Cut-Off	1.45	8.23	1.09		
					1613	"	Westland	"	577		H	H					
					1620	"	Boardman (Columbia River)	"	252		E	f 12.10	H	7.33	12.19		
					1635	"	Heppner Jct. 89	"	239		E		H	7.18	12.03		
					1646	"	Arlington 89, 90	"	225		12.58	11.35	12.40				
					1654	"	Blalock	"	217		E	f 11.22	H	6.29	10.59		
					1674	"	Rufus	"	174		E	f 10.57	H	6.09	10.39		
					1680	"	Biggs 91	"	170		E	f 10.48	H	5.52	10.22		
					1687	"	Cello (Cello Falls and Canal)	"	159		E		H	5.22	10.12		
					1703	Ar	The Dalles (Mt. Hood to South)	Lv	99		11.50	10.20	11.35	4.48	9.38		
					1700	Lv	The Dalles (Columbia River Gorge)	Ar	99		11.45	10.15	11.30	4.32	9.22		
					1715	"	Mosier	Lv	99		W	f 9.50	H	4.48	9.18		
					1721	"	Hood River (Mt. Adams, no.)	"	103		11.09	9.40	10.55	4.32	9.22		
					1734	"	Wyeth	"	97		W	f 9.19	H	3.59	8.54		
					1741	"	Cascade Locks	"	101		W	f 9.10	H	3.45	8.40		
					1745	"	Bonneville (Bonneville Dam)	"	51		W	f 9.03	H	3.34	8.29		
					1752	"	Oneonta (Oneonta Gorge)	"	42		W	f 8.52	H				
					1754	"	Multnomah Falls	"	44		W	P	H	3.17	8.12		
					1757	"	Bridal Veil (Bridal Veil Falls)	"	43		W	f 8.46	H				
					1761	"	Rooster Rock (Latourell Falls)	"	43		W		H				
					1768	"	Troutdale (Mt. St. Helens no.)	"	51		W	8.29	H				
					1784	Ar	Portland	Ore. Lv	29	6.30	9.35	8.00	9.30	2.00	7.00		

Continued on following page

For equipment, see pages 12 to 18, inclusive. For explanation of reference marks, see page 38.

Between Portland, Tacoma and Seattle

All tickets over these lines are interchangeable and will be good on any train.

		Table No. 6 <i>Continued</i> The Overland Route <i>Pacific Time</i>								
401 Daily Union Station	459 Daily Union Station	407 Daily Union Station	561 Daily Union Station	Miles		Ele-va-tion	562 Daily Union Station	408 Daily Union Station	458 Daily Union Station	402 Daily Union Station
11.30	4.20	1.30	8.30	0.0	Lv	Portland				
12.05	4.45	1.51	f 8.56	7.3	Ar	N. Portland	Ore.	29	2.20	5.00
12.27			f 9.00	8.7	Ar	Vancouver	Wash.	47	f 1.55	κ 9.10
12.40			f 9.09	14.6	Lv	Felida		47	1.45	8.36
12.59			9.24	23.0	Ar	Ridgefield		41	f 1.36	
N			9.34	28.4	Lv	Woodland		39	1.22	5.20
1.29	5.33	2.34	9.48	37.5	Ar	Kalama		32	1.12	5.07
1.35			N	48.4	Lv	Longview (N)		21	1.56	4.48
1.48			N	47.7	Ar	Kelso		27	N	N
f 2.03			N	51.4	Lv	Ostrander		29	12.36	3.51
2.18	O		N	52.6	Ar	Castle Rock		41	12.29	N
f 2.34			N	64.6	Lv	Olequa		59	12.17	f 4.15
2.54	6.26		N	67.2	Ar	Vader		112		4.03
3.00	6.36	3.27	N	73.7	Lv	Winlock		142	11.59	3.45
3.10	6.41	3.27	N	80.0	Ar	Napavine		306	11.49	3.33
f 3.24			N	87.1	Lv	Chehalis		441	11.39	V
			N	90.8	Ar	Centralia		189	11.26	6.46
			N	90.8	Lv	Centralia 93		188	11.15	2.59
			N	98.1	Ar	Bucoda		188	11.10	6.36
			N		Lv			255	10.58	6.31
			N		Ar					2.16
3.38	Via		11.49	101.8	Ar	Tenino (See footnote A)		288	Via	
f 4.11	Prairie		12.02	109.8	Ar	East Olympia 94		219	Prairie	6.07
	Line		12.20	120.3	Ar	Nisqually		85	Line	f 1.58
	8.05			139.0	Ar	Tacoma		15		f 1.41
				129.1	Lv	Stellacoom		15	Via	
4.27	Via		12.34	135.0	Lv	Sixth Avenue		13	Prairie	
f 4.40	Prairie			144.7	Ar	Tacoma		15	Line	
5.05	Line	4.33	1.04		Lv			13		1.54
					Lv			15		5.20
					Ar					1.00
5.25	8.10	4.35	1.09	144.7	Lv	Tacoma 94		13	9.31	1.52
L	D		L		Lv	Puyallup		50	T	L
5.44	M	M	1.26	152.6	Ar	North Puyallup		56	M	M
5.49	D		P	154.4	Ar	Summer		72	T	B
5.59	D		P	161.5	Ar	Auburn		73	8.57	B
6.08	D		P	166.5	Ar	Kent		43	U	B
6.45			2.20	183.4	Ar	Seattle 94 (Union Depot)		15		R
	9.20	5.30	183.4	Ar	Seattle (King St. Sta.)	Wash.	15	8.20	1.00	11.30

Watch for SONJA HENIE in

"Sun Valley
Serenade"

with GLENN MILLER
and his Orchestra

Recently released by 20th Century-Fox

Filmed at Sun Valley, Idaho's
Famed All-year Sports Center

Footnotes for Page 40

⊕ Coach and Pullman tourist cars from No. 17 leave Chicago 10.20 p.m. on The Challenger No. 717.

(f) Stops on signal. * Motor Bus.

A Trains 401, 402 and 562 stop at West Tenino, less than a mile from Tenino; 401 at 3.38 a.m., 402 at 2.16 a.m., and 562 at 10.49 a.m.

B Stops to take paying passengers for Vancouver and south and to let off from points north of Seattle.

D Stops to let off paying passengers from Vancouver and beyond and to take on for points beyond Seattle.

L Via North Puyallup.

M Via Pullman.

N Via Kelso. Bus service between Kelso and Longview every 20 minutes. Tickets to Longview honored to Kelso.

O Stops to let off paying passengers from Vancouver and beyond, and to take for Tacoma and Seattle.

P Stops to let off paying passengers from Tacoma and beyond, and to take for Seattle and beyond.

R Stops to take paying passengers for Tacoma and south.

T Stops to take on paying passengers for points south of Tacoma and to let off from Seattle.

U Stops to take on paying passengers for south of Tacoma.

V Stops to let off paying passengers from Tacoma and north and to take for Vancouver and south.

X Runs via Borie Cut-off.

Y Train will stop for paying passengers.

Note A—Shoshone is gateway to Sun Valley, Idaho. See Tables M and N, page 23.

Chicago-Omaha-Denver-Spokane

(via PENDLETON)

Chicago and St. Louis to Butte

(via POCATELLO)

21-25 Bus 68 Daily	17-62-12 Daily ⊕	Mls.	Table No. 8		Ele-va-tion	11-61-18 Daily	77-44-14 Daily	
<i>(Central Time)</i>								
11.35	10.25	0	Lv	Chicago (C.&N.W.) Ill.	Ar	590	8.30	
10.55	10.00	488	Ar	Omaha Neb.	Lv	1033	8.30	
8.40	8.05	0	Lv	Min'polis (C&N.W) Minn	Ar	918	8.10	
9.15	8.45	11	Ar	St. Paul	Lv	703	7.35	
8.00	7.15	377	Ar	Omaha Neb.	Lv	1033	9.15	
8.00	8.00	0	Lv	St. Louis (Wab.) Mo.	Ar	480	8.08	
8.30	8.30	414	Ar	Omaha Neb.	Lv	1033	8.30	
11.20	10.25	0	Lv	Omaha (U.P.R.R.) Neb.	Ar	1033	8.00	
10.30	7.45	507	Ar	Cheyenne (M.T.) Wyo.	Lv	6060	8.25	
8.55	5.45		Lv	Denver Colo.	Ar	5188	8.45	
X	X		Ar	Cheyenne Wyo.	Lv	6060	X	
11.15	8.00	507	Lv	Cheyenne	Ar	6060	8.10	
6.30	4.00	814	Lv	Green River	Ar	6083	11.15	
1.25	9.55	1058	Lv	Pocatello	Ar	4463	5.30	
3.53	12.15	1166	Ar	Shoshone (See Note A)	Ar	3970	3.20	
7.10	3.45	1293	Lv	Boise	Lv	2692	12.05	
10.35	7.00	1934	Ar	Huntington (M.T.)	Ar	2116	9.20	
9.45	6.10	1934	Lv	Huntington (P.T.)	Ar	2116	8.10	
2.59	11.35	1568	Ar	Pendleton 74, 75 Ore.	Lv	1069	3.10	
▲ 4.30		0	Lv	Pendleton 76, 77	Ar	1069	1.25	
▲ 6.00		47	Ar	Walla Walla Wash.	Lv	906	11.45	
▲ 9.00		176	Ar	Lewiston	Lv	1895	▲ 9.35	
▲ 11.00		252	Ar	Spokane 74, 77 Wash.	Lv	1895	5.30	
12.05	0	Lv	Lv	Pendleton	Ore.	Ar	1069	2.55
f 12.44	24	Lv	Lv	Echo	Ore.	Ar	641	f 2.15
f 12.51	27	Lv	Lv	Stanfield	Ore.	Ar	593	f 2.11
f 1.05	36	Lv	Lv	Hermiston	Ore.	Ar	459	f 1.58
1.50	42	Lv	Lv	Umatilla 74, 75, 76	Ore.	Ar	296	1.50
2.30	70	Lv	Lv	Walla Walla 74, 75	Wash.	Lv	1.07	
2.55	70	Lv	Lv	Walla Walla	Wash.	Ar	12.49	
4.10	123	Lv	Lv	Ayer	Wash.	Ar	11.41	
Y	145	Lv	Lv	Hooper Jct.	Wash.	Ar	Y	
5.25	166	Lv	Lv	Marengo	Wash.	Ar	10.45	
6.25	210	Lv	Lv	Cheney	Wash.	Ar	9.56	
7.00	227	Ar	Lv	Spokane 74, 77	Wash.	Lv	1895	9.30

17-31 Daily	21-25 Daily	Mls.	Table No. 9		32-44-14 Daily	30-18 Daily
<i>(Central Time)</i>						
⊕ 10.25	11.35	0	Lv	Chicago (C.&N.W.) Ill.	Ar	8.45
8.05	8.40	0	Lv	Min'polis (C&N.W) Minn	Ar	7.50
8.00		0	Lv	St. Louis (Wab.) Mo.	Ar	8.08
10.25	11.20	488	Lv	Omaha (U.P.) Neb.	Ar	8.30
7.45	10.30	995	Lv	Cheyenne (M.T.) Wyo.	Ar	8.20
4.00	4.00	0	Lv	St. Louis (Wab.) Mo.	Ar	9.55
11.55	10.00	278	Lv	Kansas City (U.P.) Mo.	Ar	3.45
5.45	8.55	918	Lv	Denver (M.T.) Colo.	Ar	10.20
X	X	1024	Ar	Cheyenne Wyo.	Lv	X
8.00	11.15	0	Lv	Cheyenne	Ar	7.50
9.25	12.40	551	Ar	Pocatello	Ida.	5.35
1.25	1.30	0	Lv	Pocatello 20	Ar	1.15
1.44	f 1.49	12	Lv	Fort Hall	Ida.	f 12.46
2.03	f 2.12	24	Lv	Blackfoot	Ida.	12.32
2.17	f 2.28	35	Lv	Firth	Ida.	f 12.14
2.27	f 2.35	42	Lv	Shelley	Ida.	12.07
2.45	f 3.00	51	Lv	Idaho Falls	Ida.	11.55
f 2.56	f 3.12	57	Lv	Payne	Ida.	f 3.38
3.11	f 3.26	68	Lv	Roberts	Ida.	3.25
3.30	3.44	83	Lv	Hamer	Ida.	f 11.09
f 3.41	f 3.50	89	Lv	Camas	Ida.	f 11.02
4.01	4.14	101	Lv	Dubois	Ida.	10.48
4.25	4.38	114	Lv	Spencer	Ida.	f 10.27
f 4.44	f 4.59	124	Lv	Humphrey	Ida.	f 10.09
4.56	5.10	131	Lv	Monida	Mont.	f 10.01
5.30	5.45	146	Lv	Lima	Mont.	9.40
5.42	5.57	154	Lv	Dell	Mont.	f 9.20
f 5.58	f 6.12	169	Lv	Red Rock	Mont.	f 9.01
6.05	6.20	173	Lv	Armstead	Mont.	f 8.56
f 6.15	f 6.30	179	Lv	Grayling	Mont.	f 8.48
6.44	6.57	194	Lv	Dillon	Mont.	8.30
f 6.53	f 7.05	200	Lv	Bond	Mont.	f 8.18
7.42	7.47	225	Lv	Melrose	Mont.	f 7.42
f 7.55	f 7.58	231	Lv	Quinn	Mont.	f 7.26
8.07	8.09	236	Lv	Divide	Mont.	f 7.16
f 8.29	f 8.39	251	Lv	Buxton	Mont.	f 6.55
8.40	8.50	256	Ar	Silver Bow	Mont.	6.45
9.05	9.15	263	Ar	Butte 20	Mont.	6.30

**Apply Now for
Training**
as a
**U. S. ARMY
AVIATION CADET**
Keep 'em Flying

Portland-Spokane

Read Down		(via UMATILLA)		Read Up	
The Spokane 12 Daily	Mls.	Table No. 11 (Pacific Time)		The Spokane 11-17 Daily	
9.30	0 Lv	Portland 8.74	Ore.	Ar	7.20
D. 16	"	Troutdale	"	Lv	E.
D. 22	"	Rooster Rock	"	E.	E.
D. 26	"	Bridal Veil	"	E.	E.
D. 30	"	Multnomah Falls	"	E.	E.
D. 31	"	Oneonta	"	E.	E.
D. 39	"	Bonneville	"	E.	E.
D. 43	"	Cascade Locks	"	E.	E.
D. 50	"	Wyeth	"	E.	E.
10.55	63	Hood River	"	E.	5.24
D. 69	Ar	Mosier	"	E.	E.
11.30	84 Lv	The Dalles	"	Ar	4.50
11.35	84 Lv	The Dalles	"	Ar	4.20
D. 96	"	Celilo	"	Lv	E.
D. 104	"	Biggs	"	E.	E.
D. 107	"	Grant	"	E.	E.
D. 109	"	Rufus	"	E.	E.
D. 130	"	Blalock	"	E.	E.
12.40	138	Arlington	"	E.	3.03
D. 144	"	Heppner Jct.	"	E.	E.
D. 168	"	Boardman	"	E.	E.
1.45	183 Ar	Umatilla	"	Lv	2.05
1.50	183 Lv	Umatilla	"	Ar	1.50
2.30	211 Ar	Walla Walla	Wash.	Lv	1.07
2.55	211 Lv	Walla Walla	"	Ar	12.49
D. 213	Ar	Attalla	"	Lv	K.
D. 220	"	Humorist	"	K.	K.
D. 226	"	Ash	"	K.	K.
D. 233	"	Page	"	K.	K.
D. 250	"	Scott	"	K.	K.
D. 257	"	Ruxby	"	K.	K.
4.10	264	Ayer	"	E.	11.41
H. 268	"	Chew	"	E.	E.
M. 285	"	Hooper Jct.	"	M.	M.
H. 293	"	Ankeny	"	E.	E.
5.25	307	Marengo	"	E.	10.45
6.25	351	Cheney	"	E.	9.56
7.00	368 Ar	Spokane 8.74	Wash.	Lv	9.30

For through service from Spokane, Seattle, Tacoma and Portland to San Francisco and Los Angeles, see Page 27.

Salt Lake City-Portland-Seattle

Read Down		(via POCATELLO)		Read Up	
29-25 Daily	41-17 Daily	Table No. 12 (Mountain Time)		18-30 Daily	44-42 Daily
8.00	11.35 Lv	Salt Lake City 8.20	Utah	Ar	10.30
9.20	12.50	Ogden	"	Ar	9.20
9.55	1.22	Brigham	"	Lv	8.47
10.45	2.09	Cache Junction	"	"	8.02
12.10	3.45	McCammom	Ida.	"	6.35
12.45	4.20 Ar	Pocatello	"	Lv	6.00
1.25	9.55 Lv	Pocatello	"	Ar	5.30
1.58	10.28	American Falls	"	Lv	4.57
2.45	11.15	Minidoka	"	"	4.20
3.53	12.15	Shoshone See Note A.	"	"	3.20
4.13	12.34	Gooding	"	"	2.47
4.29	12.51	Bliss	"	"	B.
5.18	1.35	Glenns Ferry	"	"	1.58
6.05	B.	Mountain Home	"	"	1.10
7.30	3.55	Boise	"	"	12.05
8.10	4.30	Nampa	"	"	11.30
8.25	4.46	Caldwell	"	"	11.08
8.47	5.11	Parma	"	B.	9.46
8.59	5.22	Nyssa	Ore.	"	10.40
9.18	5.43	Ontario	"	"	10.25
9.29	5.54	Payette	Ida.	"	10.13
9.53	6.15	Weiser	"	"	9.53
10.35	7.00 Ar	Huntington (M.T.)	Ore.	Lv	9.20
9.45	6.10 Lv	Huntington (P.T.)	"	Ar	8.10
11.12	7.35	Baker	"	Lv	6.45
11.26	B.	Haines	"	B.	5.16
11.39	B.	North Powder	"	B.	5.02
12.45	9.15	La Grande	"	"	5.30
2.59	11.35 Ar	Pendleton	"	Lv	3.10
6.00	7.00 Ar	Walla Walla	Wash.	Lv	11.45
1100	7.00 Ar	Spokane	"	Lv	9.30
3.05	11.56 Lv	Pendleton	Ore.	Ar	2.45
4.55	2.00	Arlington	"	Lv	12.58
6.15	4.50	The Dalles	"	"	11.50
6.50	5.24	Hood River	"	"	11.09
f 7.32	7.20 Ar	Bonneville	"	B.	9.40
8.55	B.	Portland	"	Lv	9.35
11.30	8.30 Lv	Portland	"	Ar	9.10
5.00	1.04 Ar	Tacoma	Wash.	Lv	5.20
6.45	2.20 Ar	Seattle	Wash.	Lv	4.10



Travel on Credit
Go Now—Pay Later

Footnotes for Page 41
 Note A: Shoshone is the gateway to Sun Valley, Idaho. See Tables M and N, page 23.
 B Conditional stop; see table 6.
 D Stops to take paying passengers for north of Umatilla.
 E Stops to let off paying passengers from north of Umatilla.
 H Stops to let off paying passengers from points west of Ayer.
 K Stops to let off paying passengers from points east of Ayer.
 M Train will stop for paying passengers.
 N Motor bus operated over public highway. See General Information, page 57 for optional rail-motor bus ticketing arrangement.

Figures opposite junction points refer to numbers of time tables showing diverging trains.
 Time from 12.01 midnight to 12.00 noon shown in light face type; time from 12.01 noon to 12.00 midnight shown in heavy face type.



About that **WINTER VACATION** of yours

WHY NOT GO TO California on a U. P.—C. & N. W. Escorted All-Expense Tour? The cost is low and you will be amazed at what you can do in a two-weeks period. It's a **balanced** vacation of recreation and sight-seeing, with an escort to look after every travel detail.

U. P.—C. & N. W. Tours are noted for their completeness. This is particularly true of the California Winter Tours. They include 5,000 miles of scenic travel and such high-spot attractions as Boulder Dam, Riverside, San Diego, Tijuana (in Old Mexico), Catalina, Hollywood, Los Angeles and cosmopolitan San Francisco.

Smart trains, going and returning; the finest of meals; excellent accommodations at first class hotels . . . and **sight-seeing everywhere.**

Mail the coupon and we shall be glad to send you descriptive winter tour folders.

JOHN C. POLLOCK, Manager,
 U. P.—C. & N. W. Dept. of Tours,
 148 S. Clark St., Chicago, Ill.
 Please send me full information about Winter Tours to California.
 Name _____
 Address _____
 City _____ State _____

UNION PACIFIC—CHICAGO AND NORTH WESTERN
DEPARTMENT of TOURS

Between St. Louis, Kansas City, Topeka, Salina and Denver

WESTBOUND—Read Down

EASTBOUND—Read Up

Table No. 17 The Overland Route

Table with columns for Motor Bus 207 Daily, Motor 537 Daily, Passenger 333 Daily, Stream-liner City of Salina 99 Daily, The Pony Express 37 Daily, The Pacific Limited 21 Daily, MILES, (Central Time) Mo. Ar, Lv, Ar, Elevation, The Pacific Limited 24 Daily, The Pony Express 38 Daily, The Denver Limited 22 Daily, Oakley Salina Local 370-170 Daily, City of Salina 100 Daily, Motor 538 Daily, Motor Bus 206 Daily.

Sun Valley Idaho For your Winter Vacation See Last Page This Folder

Footnotes for page 42 See page 43 for additional footnotes

- Mountain Time on the main line, but trains to or from Oakley on the Coiby branch line use Central Time. On the Streamliner, City of Salina Nos. 99 and 100, buffet meal service is available at reasonable prices. Regular stop for coach section of train; Pullman section stops to take paying passengers for Denver and west. Regular stop for coach section of train; Pullman section does not stop at Oakley. Stops to take paying passengers for Denver and west. Stops to take paying passengers for Topeka and west. No rail or bus tickets honored whose origin and destination is between Topeka and Salina or points intermediate. Stops to let off paying coach passengers from Topeka and east, and sleeping car passengers from Kansas City; also to take any paying passengers for Denver and west. Stops to take paying passengers for Junction City and scheduled stops east.

Between Salt Lake City, Ogden, Pocatello, West Yellowstone and Butte

Table No. 20 The Overland Route

For other trains between Salt Lake and Ogden see Table No. 19.
(Mountain Time)

WESTBOUND—Read Down							EASTBOUND—Read Up												
Motor Bus 89 Daily	Motor Bus 81 Daily	Yellowstone Special 41-35	Yellowstone Special 29-45	No. 31 Motor 559 Daily	North-west Express 41-333 Daily	Butte Express 31 Daily	Butte Special 29 Daily	MILES			Elevation	Butte-Salt Lake Express 32 Daily	Salt Lake Special 30 Daily	Utah Express 42 Daily	Motor No. 19 Daily	Yellowstone Special 46-32 Daily	Yellowstone Express 36-30 Daily	Motor Bus 40 Daily	Motor Bus 88 Daily
1.00	8.30	11.35	8.00	8.00	11.35	8.00	8.00	0	Ar	4251	7.00	10.30	9.55	8.20	7.00	10.30	9.55	5.30	7.15
2.00	9.30	12.25	8.55	9.05	12.25	9.05	8.55	36	Ar	4298	6.05	9.35	8.55	7.30	6.05	9.35	8.55	4.30	6.15
2.10	9.40	12.50	9.20	9.30	12.50	9.25	9.20	0	Ar	4298	5.55	9.20	8.45	6.45	5.55	9.20	8.45	4.20	6.00
See Note B	See Note B	f 1.03	f 1.09	f 1.03	f 1.09	f 1.03	f 1.09	9	Ar	4289	f 5.36	f 8.26	f 6.24	f 5.36	f 8.26	f 6.24	f 5.36	See Note B	See Note B
2.40	10.15	1.22	9.55	10.15	1.22	10.00	9.55	14	Ar	4265	f 5.29	f 8.16	f 6.16	f 5.29	f 8.16	f 6.16	f 5.29	3.45	5.25
		f 1.34	f 1.40	f 1.34	f 1.40	f 1.34	f 1.40	25	Ar	4306	f 5.19	f 8.47	f 6.47	f 5.19	f 8.47	f 6.47	f 5.19		
		f 1.40	f 1.45	f 1.40	f 1.45	f 1.40	f 1.45	30	Ar	4266	f 5.02	f 8.30	f 6.30	f 5.02	f 8.30	f 6.30	f 5.02		
		f 1.50	f 2.09	f 1.50	f 2.09	f 1.50	f 2.09	36	Ar	4324	f 4.56	f 8.24	f 7.47	f 4.56	f 8.24	f 7.47	f 4.56		
		f 2.19	f 2.23	f 2.19	f 2.23	f 2.19	f 2.23	40	Ar	4416	f 4.51	f 8.19	f 7.41	f 4.51	f 8.19	f 7.41	f 4.51		
		f 2.29	f 2.39	f 2.29	f 2.39	f 2.29	f 2.39	45	Ar	4445	f 4.32	f 8.02	f 7.21	f 4.32	f 8.02	f 7.21	f 4.32		
		f 2.44	f 2.51	f 2.44	f 2.51	f 2.44	f 2.51	57	Ar	4461	f 4.15	f 7.42	f 7.04	f 4.15	f 7.42	f 7.04	f 4.15		
		f 2.56	f 3.02	f 2.56	f 3.02	f 2.56	f 3.02	61	Ar	4481	f 4.10	f 7.38	f 6.99	f 4.10	f 7.38	f 6.99	f 4.10		
5.00	1.00	3.14	11.42	3.14	12.05	11.42	12.05	62	Ar	4522	f 4.05	f 6.57	f 6.97	f 4.05	f 6.57	f 6.97	f 4.05		
5.10	1.10	f 3.28	f 11.55	f 3.28	f 12.19	f 11.55	f 12.19	65	Ar	4605	f 4.00	f 7.35	f 6.84	f 4.00	f 7.35	f 6.84	f 4.00		
5.20	1.20	3.40	12.05	3.40	12.30	12.05	12.30	71	Ar	4747	f 3.43	f 7.21	f 6.41	f 3.43	f 7.21	f 6.41	f 3.43		
5.20	1.20	3.45	12.10	3.45	12.35	12.10	12.35	75	Ar	4747	f 3.39	f 7.17	f 6.37	f 3.39	f 7.17	f 6.37	f 3.39		
6.00	2.00	4.20	12.45	4.20	1.10	12.45	1.10	78	Ar	4748	f 3.34	f 7.14	f 6.34	f 3.34	f 7.14	f 6.34	f 3.34		
								81	Ar	4779	f 3.29	f 7.10	f 6.30	f 3.29	f 7.10	f 6.30	f 3.29		
								84	Ar	4854	3.14	6.58	6.17	3.14	6.58	6.17	3.14		
								90	Ar	4795	f 3.07	f 6.10	f 6.04	f 3.07	f 6.10	f 6.04	f 3.07		
								95	Ar	4735	f 3.01	6.45	6.10	f 3.01	6.45	6.10	f 3.01		
								100	Ar	4751	2.50	6.35	5.55	2.50	6.35	5.55	2.50		
								105	Ar	4751	2.45	6.30	5.55	2.45	6.30	5.55	2.45		
								107	Ar	4751	2.45	6.30	5.55	2.45	6.30	5.55	2.45		
6.30	2.30	9.40	1.30		6.00	1.25	1.30	134	Ar	4463	1.15	5.25							
6.50	2.50	f 1.49			f 6.15	f 1.38		140	Ar	4459						12.30	5.25	11.30	1.15
					f 6.23	f 1.44	f 1.49	148	Ar	4447	12.46	f 5.01							
7.15	3.15	10.15	2.12		f 6.31	f 1.50		151	Ar	4466						f 5.01		11.10	12.55
			f 2.21		f 6.42	2.03	2.12	158	Ar	4500	12.32	4.45							
7.35	3.35		f 2.28		f 6.51	f 2.10	f 2.21	164	Ar	4543	f 4.34			11.48	4.45	10.45	12.35		
7.45	3.45		f 2.35		7.00	f 2.17	f 2.28	169	Ar	4568	12.14	4.28			4.34				
8.00	4.00	10.55	3.00		7.09	f 2.27	f 2.35	176	Ar	4827	12.07	4.20			4.28	10.25	12.10		
					7.30	2.45	3.00	185	Ar	4708	11.55	4.05			4.20	10.15	12.10		
8.15	4.20	11.00	3.25					0	Ar	4708		3.40			4.28	11.10	4.05	10.00	11.45
9.40	6.50	11.56	4.30					37	Ar	4971		2.32			9.59	2.56	8.20	11.20	10.00
10.25	6.15	12.25	5.05					51	Ar	5255		2.05			9.35	2.38	8.00	9.15	6.45
1.10		2.30	7.30					107	Ar	6665					7.15	12.50			

Organ Recitals at Salt Lake City, Utah

By courtesy of the First Presidency of the Mormon Church, free organ recitals are given in the Tabernacle at Salt Lake City daily except Sundays, at 12:00 Noon, lasting 45 minutes.

These organ recitals are one of the most inspirational features of a visit to Salt Lake City and every visitor should avail himself of this splendid cultural opportunity.

Doors to the Tabernacle are closed promptly at 12 o'clock.

Temple Square is open every day of the year, with free guide service for visitors.

NOTE B

No Utah Intrastate rail or bus tickets honored between Salt Lake City and Brigham, or points intermediate. See tables 50 and 51 for other restrictions.

2.45	3.00	185	Ar	4708	11.55	4.05	Idaho Falls (Falls in Snake River) .. Idaho
f 2.56	f 3.12	191	Ar	4745	f 11.40	f 3.38	Payne
f 3.03	f 3.18	197	Ar	4770	f 11.34	f 3.32	Bassett
f 3.11	f 3.26	202	Ar	4775	11.28	3.25	Roberts
f 3.24		212	Ar	4821		f 3.13	Hawgood
f 3.30	f 3.44	217	Ar	4802	f 11.09	f 3.06	Hamer
f 3.41	f 3.50	223	Ar	4816	f 11.02	f 2.58	Camas
f 3.48		228	Ar	4899		f 2.50	Jones
f 4.01	4.14	235	Ar	5149	10.48	2.42	Dubois
f 4.12		243	Ar	5547	f 10.36	f 2.29	High Bridge
f 4.25	4.38	248	Ar	5883	f 10.27	2.18	Spencer (Beaver Canyon)
f 4.44	f 4.59	258	Ar	6512	f 10.09	f 1.58	Humphrey
f 4.56	5.10	265	Ar	6798	f 10.01	1.50	Monida (Idaho-Mont. boundary) .. Mont.
f 5.09		273	Ar	6564		f 1.40	Snowline
5.20	5.35	280	Ar	6258	9.40	1.30	Lima
5.30	5.45	280	Ar	6258	9.30	1.20	Lima
5.42	5.57	288	Ar	6014	f 9.20	1.00	Dell
f 5.48	f 6.03	294	Ar	5819	f 9.12	f 12.50	Kidd
f 5.58	f 6.12	303	Ar	5495	f 9.01	f 12.40	Red Rock
f 6.05	f 6.20	307	Ar	5388	f 8.56	12.35	Armstead (To Salmon City)
f 6.15	f 6.30	313	Ar	5258	f 8.48	f 12.19	Grayling
f 6.28	f 6.43	320	Ar	5096	f 8.39	f 12.09	Barretts
f 6.44	f 6.57	328	Ar	5164	f 8.30	11.58	Dillon (State Normal College)
f 6.53	f 7.05	334	Ar	5427	f 8.18	11.47	Bond
f 7.02	f 7.13	340	Ar	5000		f 11.40	Apex
		348	Ar	5050		f 11.22	Glen
f 7.26	f 7.35	352	Ar	5183	f 7.52	f 11.03	Lavon
f 7.42	f 7.47	359	Ar	5294	f 7.42	f 11.03	Meilrose
f 7.55	f 7.58	365	Ar	5397	f 7.26	f 11.02	Quinn
8.07	8.09	370	Ar	5575	f 7.16	10.53	Divide
f 8.12	f 8.15	375	Ar	5814	f 7.11	10.45	Woodin
f 8.22	f 8.28	381	Ar	5519	f 7.02	10.35	Feely
f 8.29	f 8.39	385	Ar	5338	f 6.55	10.25	Buxton
8.40	8.50	390	Ar	5490	6.45	10.15	Silver Bow
9.05	9.15	397	Ar		6.30	9.45	Butte (Largest mining camp on earth) ..

As You Go . . .
SO GOES YOUR CAR
. . . On a Railroad Ticket

Two passengers traveling on one-way or round-trip tickets good in standard sleeping or parlor cars, or three passengers traveling on one-way or round-trip tickets good in tourist sleeping cars or coaches, may ship their automobile at an additional cost of only 4 cents a mile. There is a minimum total charge of \$54.00 for transportation of the automobile and passengers.

Enjoy the comfort, convenience and safety of train travel, and have your own car upon arrival at destination.

Ask For Particulars

○ Nos. 30 and 31 are subject to change on short notice. Consult agent.
* Daily. || Meals. † Daily except Sunday. (f) Stops only on signal.
▲ Stops to let off paying passengers from points south of Salt Lake City; also to take on paying passengers for west and east of McCammon.

■ Yellowstone Express is operated only during Yellowstone season, June 20 to Sept. 12, and carries through sleeping cars in connection with trains 17 and 18 from and to Chicago, and has connecting service from the Pacific Coast and Salt Lake City.
◻ Mixed passenger train. ▲ Motor train.

● Yellowstone Special is operated only during Yellowstone season, June 20 to Sept. 12, and has through sleeping cars daily from and to Salt Lake City.
■ Union Pacific Stages Motor Bus operating over public highway; see General Information, page 57, for optional rail-motor bus ticketing arrangement.

Union Pacific Branch Lines

Council Bluffs—Omaha—Lincoln—Beatrice
Marysville—Topeka—Kansas City

Table 23: Council Bluffs to Kansas City. Includes columns for Mixed, Motor 527, Motor 539, Mls., Motor 528, Motor 540, and Motor 541. Lists stations from Omaha to Kansas City with arrival and departure times.

Omaha—Columbus—Albion

Table 24: Omaha to Albion. Includes columns for Mixed 81, Motor 523, Mls., Motor 524, and Mixed 82. Lists stations from Omaha to Albion with arrival and departure times.

Omaha—Columbus—Spalding

Table 25: Omaha to Spalding. Includes columns for Mixed 521, Mixed 79, Mls., Motor 522, and Mixed 80. Lists stations from Omaha to Spalding with arrival and departure times.

Council Bluffs—Omaha—Valparaiso—Central City

Table 26: Council Bluffs to Central City. Includes columns for Mixed 73, Motor 539, Motor 527-547, Mls., Table No. 26, Motor 548-528, Motor 540, and Mixed 74. Lists stations from Council Bluffs to Central City with arrival and departure times.

Omaha—Columbus—Norfolk

Table 27: Omaha to Norfolk. Includes columns for Motor 77, Mixed 321, Mixed 129, Motor 529, Mls., Table No. 27, Motor 530, Mixed 312, Mixed 78, Mixed 130, and Motor Bus. Lists stations from Omaha to Norfolk with arrival and departure times.

Omaha—Grand Island—Ord

Table 28: Omaha to Ord. Includes columns for Mixed 83, Motor 535, Mls., Table No. 28, Motor 536, and Mixed 84. Lists stations from Omaha to Ord with arrival and departure times.

Omaha—Grand Island—Loup City—Pleasanton

Table 29: Omaha to Pleasanton. Includes columns for Mixed 83-287, Motor 535-503, Mls., Table No. 29, Motor 504-536, and Mixed 288-84. Lists stations from Omaha to Pleasanton with arrival and departure times.

* Daily. [] Meals. † Daily except Sunday. § Sunday only. (f) Stop only on signal.
▲ Nos. 73 and 74 arrive at and depart from Freight Station, therefore no baggage checked.
▲ Motor train, E Tuesdays, Thursdays and Saturdays only. H Mon, Wed, and Friday only.
■ Local freight; caboose for passengers. ⊕ On days live stock is to be carried, train 82 runs about one hour later than schedule shown.
○ Waits till 6:30 a.m. when No. 14 has paying passengers from west of No. Platte for Lincoln or beyond.

Union Pacific Branch Lines

Omaha — North Platte — So. Torrington

Mixed 57	Mixed 97	Mixed 53	Mls.	Table No. 31	Mixed 54	Mixed 98	Mixed 58
		11.20		Lv Omaha (C.T.).....Neb. Ar	*12.35	* 8.40	
* 6.50	* 5.15	0		North Platte (M.T.) 1, 2, 5	7.15	9.10	
† 7.30	5.45	0		O'Fallons 1, 2	6.40	8.30	
f 7.56	6.05	13		Sarben	6.09	7.40	
† 8.35	6.29	28		Keystone	5.41	7.10	
† 8.50	6.38	35		Martin	5.31	6.50	
f 9.05	6.58	41		Lemoyne	5.22	6.38	
† 9.20	7.19	48		Belmar	5.13	6.26	
10.00	7.25	59		Lewellen	4.55	6.06	
† 10.08	7.40	70		Lutherville	4.48	5.54	
10.50	8.08	86		Oshkosh	4.34	5.39	
11.35	8.16	91		Lisco	4.07	5.07	
† 11.44	8.33	100		Kuhn	3.58	4.57	
12.20	9.00	113		Broadwater	3.44	4.42	
1.15	9.20	126		Northport	3.22	4.19	
† 1.46	9.30	131		South Bayard	3.02	3.54	
f 2.00	9.40	137		McGrew	2.53	3.45	
f 2.11	10.10	145		Melbeta	2.44	3.35	
* 2.30	10.19	152		Gering	2.30	3.15	
	10.24	155		Haig	2.02		
	10.33	161		South Mitchell	1.53		
	10.43	167		South Morrill	1.38		
	10.52	173		Lyman	1.25		
	11.07	181		Huntley	1.06		
Mixed 57				Yoder	12.50		Mixed 58
*11.15	11.07	181	Ar	Yoder	12.50		*10.40
† 11.28	11.21	187		Veteran	† 12.38		† 10.28
† 11.45	11.37	195		Cottier	† 12.20		† 10.10
*11.55	11.45	200	Ar	South Torrington	† 12.10		*10.00
				Yoder			
				Creighton			
				Hawk Springs			
				Duroc			
				Wyross			
				Lagrange			
				Tremain			
				Albin			
				Lindbergh			
				Egbert			
				Cheyenne			
				Denver			

Omaha — Kearney — Stapleton

Mixed 95	Motor 519	Motor 517	Mls.	Table No. 32	Motor 518	Mixed 96
*11.20	*10.35	†11.20		Lv Omaha.....Neb. Ar	* 5.40	*12.35
† 4.50	† 3.50	§ 6.45	0	Kearney 1, 2, 33	* 1.30	† 9.20
† 5.02	† 4.00	§ 6.55	6	Glenwood Park	† 1.13	† 8.25
5.09	4.07	7.02	10	Riverdale	1.05	8.10
5.30	4.18	7.13	17	Amherst	12.55	7.50
f 5.42	4.28	7.23	23	Watertown	† 12.42	† 7.30
5.56	4.35	7.30	26	Miller	12.35	7.20
6.10	4.47	7.42	33	Sumner	12.23	7.02
6.32	4.59	7.54	40	Eddyville	12.10	6.45
f 6.42	5.07	8.03	46	Lomax	† 11.58	† 6.26
f 7.03	5.19	8.15	52	Oconto	11.49	6.14
f 7.17	5.32	8.31	59	Lodi	† 11.33	† 5.59
8.20	5.45	8.42	66	Callaway	11.22	5.45
8.40	5.57	8.53	73	Mildale	† 11.06	† 5.06
8.45	6.02	8.57	76	Finchville	† 11.01	† 5.00
9.45	6.15	9.09	83	Arnold	10.49	4.45
10.10	6.30	9.20	91	Logan	10.37	4.26
† 10.50	† 6.49	9.34	99	Gandy	10.20	4.08
† 11.30	† 7.00	9.45	102	Ar Stapleton.....Neb. Lv	*10.15	† 4.00

Hastings — Kearney

Motor Bus	Motor Bus	Motor Bus	Motor 519	Mls.	Table No. 33	Motor 518	Motor Bus	Motor Bus
					Lv Hastings 34.....Neb. Ar	† 11.55	§	§
			† 12.10	0	Newmarch	† 11.39		
			† 12.32	7	Hayland	11.30		
			12.47	13	Denman	11.14		
* 3.54	* 9.28	* 12.28	1 00	28	Gibbon 1, 2....." " " "	10.59	* 2.51	* 6.16
			f 1.06	32	Optic....." " " "			
			f 1.12	36	Buda....." " " "	† 10.45		
* 4.12	* 9.48	* 12.48	† 1.30	41	Ar Kearney 1, 2, 32....." " " "	† 10.35	* 2.34	* 5.56

* Daily. † Sunday only between Kearney and Stapleton, but daily from Omaha. ‡ Daily except Saturday. MT Mountain Time. (f) Stop only on signal. § Meals. Time from 12.01 midnight to 12.00 noon shown in light face type; time from 12.01 noon to 12.00 midnight shown in heavy face type.

St. Joseph — Marysville — Grand Island

	Motor 543 Daily	Mls.	Table No. 34	Motor 544 Daily
			Central Time	
	8.45	0	Lv St. Joseph.....Mo. Ar	3.00
	8.50	1	Elwood.....Kan. Lv	2.48
	9.00	5	Wathena....." " "	2.38
	9.10	9	Blair....." " "	2.28
	9.20	14	Troy....." " "	2.15
	9.29	19	Moray....." " "	1.59
	9.35	22	Stout....." " "	1.53
	9.41	25	Severence....." " "	1.48
	9.50	29	Leona....." " "	1.40
	10.30	34	Robinson....." " "	1.30
	10.40	33	Hiawatha....." " "	1.15
	10.51	34	Hamiln....." " "	1.00
	11.11	61	Morrill....." " "	12.53
	11.17	64	Sabetha....." " "	12.41
	11.27	69	Erie....." " "	† 12.31
	11.40	77	Oneta....." " "	12.22
	11.53	84	Seneca....." " "	12.05
	12.04	89	Baileyville....." " "	11.53
	12.17	94	Artell....." " "	11.45
	12.27	99	Summit....." " "	† 11.34
	12.37	105	Beattie....." " "	11.22
	† 12.47	109	Home....." " "	11.10
			Carden....." " "	† 11.00
	1 10	113	Ar Marysville 23, 35....." " "	10.50
	1 20	113	Lv Marysville....." " "	10.35
	1 34	118	Herkimer....." " "	10.05
	1 44	123	Bremen....." " "	9.54
	2 00	128	Hanover....." " "	9.42
	2 08	133	Spence....." " "	† 9.31
	2 15	137	Hollenberg....." " "	9.23
	2 22	142	Steele City.....Neb. " "	9.13
	2 32	147	Endicott....." " "	9.02
	2 41	153	Fairbury....." " "	8.50
	2 59	161	Powell....." " "	8.26
	3 10	167	Alexandria....." " "	8.16
	3 23	177	Belvidere....." " "	8.02
	3 38	184	Carleton....." " "	7.50
	3 52	191	Davenport....." " "	7.38
	4 02	196	Sedan....." " "	7.29
	4 15	201	Edgar....." " "	7.20
	4 29	209	Fairfield....." " "	7.04
	4 37	214	Anan....." " "	† 6.56
	4 45	218	Glenvil....." " "	† 6.50
	4 52	222	Level....." " "	† 6.45
	5 10	227	Hastings 33....." " "	6.35
	5 29	235	Hansen....." " "	† 6.08
	5 42	240	Doniphan....." " "	† 6.01
	5 48	243	Haspur....." " "	† 5.57
	5 54	245	River....." " "	† 5.54
	6 15	252	Ar Grand Island 1, 2, 26, 28, 29....." " "	5.45

Lincoln — Beatrice — Marysville — Manhattan

	Local Fht. #174	Motor 542 Daily	Mls.	Table No. 35	Motor 541 Daily	Local Fht. #173
	† 12.01	8.45	0	Lv Lincoln 23.....Neb. Ar	10.55	
		9.46	40	Beatrice 23....." " "	9.55	† 12.01
	† 2.00	10.45	0	Ar Marysville 23, 34.....Kan. Ar	8.45	† 9.00
	† 2.15	† 11.03	6	Schroyer....." " "	8.31	† 8.45
	2.35	11.15	13	Blue Rapids....." " "	8.21	8.30
	2.55	11.24	17	Irving....." " "	8.10	7.35
	3.20	11.39	27	Cleburne....." " "	7.53	7.00
	3.40	11.50	33	Randolph....." " "	7.39	6.40
	4.00	12.01	39	Garrison....." " "	7.29	6.15
	† 4.15	12.10	45	Stockdale....." " "	7.20	5.55
	† 5.00	12.30	55	Ar Manhattan 17....." " "	7.05	† 5.30

Lawrence — Leavenworth

	Local Fht. #172	Mls.	Table No. 36	Local Fht. #171
	† 7.00	0	Lv Lawrence 17, 23.....Kan. Ar	† 12.30
	† 7.10	5	Six Corners....." " "	† 12.15
	† 7.17	9	Reno....." " "	† 12.07
	7.40	13	Tonganoxie....." " "	11.55
	† 7.46	15	Moore....." " "	† 11.42
	† 7.50	17	Big Stranger....." " "	† 11.37
	† 7.56	20	Hoge....." " "	† 11.30
	† 8.06	24	Fairmount....." " "	† 11.22
	8.20	29	Lansing....." " "	† 11.12
	† 8.25	30	Cochrane....." " "	† 11.08
	† 8.45	34	Ar Leavenworth.....Kan. Lv	† 11.00

Union Pacific Branch Lines

Kansas City — Junction City — Concordia

Local Fht •175	Motor 507	Mls.	Table No. (Central Time) 38	Motor 506	Local Fht •176
*10.00	* 5.00	Lv Kansas City Mo. Ar	*10.30
† 1.35	f 7.30	0	“ Junction City 17 Kan. Ar	7.45	† 7.00
f 1.55	f 7.47	8	“ Alida “ Lv	7.20	f 6.35
2.15	f 7.57	14	“ Milford “ “	7.10	6.20
2.35	f 8.08	19	“ Wakefield “ “	6.58	6.05
f 2.45	f 8.16	23	“ Gatesville “ “	f 6.48	f 5.52
f 2.57	f 8.25	28	“ Broughton “ “	6.40	5.40
3.45	f 8.40	33	“ Clay Center “ “	6.30	5.32
4.02	f 8.56	41	“ Idana “ “	6.15	4.45
f 4.11	f 9.05	46	“ Browndale “ “	f 6.05	f 4.30
5.00	9.18	52	“ Miltonvale “ “	5.55	4.15
† 6.00	*10.00	73	Ar Concordia “ Lv	* 5.15	† 3.30

Kansas City — Salina — Solomon — Beloit

Local Fht •166	Motor 532	Mls.	Table No. (Central Time) 39	Motor 531	Local Fht •165
*10.00	* 9.50	Lv Kansas City Mo. Ar	* 3.45	* 8.10
† 1.22	† 4.15	0	“ Salina 17, 40, 41, New Cambria 17 Kan. “	†11.45	† 2.30
	4.30	6	“ “ “ “ “ “	†11.33	
† 2.30	† 4.55	14	“ Solomon 17 “ Ar	†11.00	† 1.20
2.45	f 5.07	21	“ Niles “ Lv	10.43	1.00
f 2.55	f 5.13	23	“ Verdi “ “	†10.35	†12.50
3.15	f 5.25	29	“ Bennington “ “	10.26	12.35
f 3.30	f 5.37	35	“ Lindsey “ “	†10.14	†12.18
4.05	f 5.45	38	“ Minneapolis “ “	10.08	12.10
f 4.20	f 5.56	43	“ Summerville “ “	f 9.55	†11.50
4.50	f 6.08	49	“ Delphos “ “	9.45	11.35
5.20	6.23	56	“ Glasco “ “	9.30	11.15
5.50	6.35	61	“ Simpson “ “	9.19	10.55
6.15	6.42	64	“ Asherville “ “	9.13	10.48
† 7.00	† 7.00	72	Ar Beloit “ Lv	† 8.58	†10.30

Kansas City — Salina — McPherson

Local Fht •181	Mls.	Table No. (Central Time) 40	Local Fht •182
†11.55	Lv Kansas City Mo. Ar	† 8.10
† 7.40	0	“ Salina 17, 39, 41, Mentor Kan. Ar	† 2.00
f 8.20	8	“ Assaria “ Lv	f 1.25
8.35	12	“ Bridgeport “ “	1.10
f 8.45	16	“ Lindsborg “ “	†12.50
9.15	21	“ Johnstown “ “	12.31
f 9.28	27	“ Hilton “ “	†12.09
f 9.40	30	“ McPherson “ “	†11.45
†10.00	36	Ar “ “ “ “ “ “	†11.30

Kansas City — Salina — Plainville — Oakley

Motor 533	Motor 545	Local Fht 183 •185	Mls.	Table No. (Central Time) 41	Mixed 534 •184	186-Motor 546	Local Fht 190
* 9.50	*10.00	Lv Kansas City Mo. Ar	* 9.00	* 3.45	*10.30
* 4.30	f 4.00	0	“ Salina 17, 39, 46, Shipton Kan. Ar	a 5.00	†10.30	† 3.00
f 4.40	f 4.15	6	“ Culver “ Lv	f 4.22	†10.10	f 2.07
4.50	4.35	12	“ Fescott “ “	f 4.05	9.59	f 1.55
5.02	4.55	19	“ Beverly “ “	f 3.45	9.45	f 1.35
5.12	5.15	24	“ Shady Bend “ “	f 3.25	9.34	f 1.21
5.16	f 5.25	27	“ Lincoln Center “ “	f 3.15	9.29	f 1.15
5.30	5.55	34	“ Vesper “ “	f 2.30	9.14	†12.55
5.42	6.20	41	“ Sylvan Grove “ “	f 2.00	9.02	†12.40
5.55	6.40	47	“ Lucas “ “	f 1.01	8.50	†12.25
6.15	7.05	56	“ Luras “ “	†12.25	8.33	†11.59
6.35	7.30	62	“ Waldo “ “	†11.50	8.15	†11.35
6.46	8.03	72	“ Paradise “ “	†11.30	8.03	†11.20
7.02	8.30	79	“ Natoma “ “	†11.15	7.46	†11.00
7.20	8.55	87	“ Codell “ “	†10.50	7.30	†10.40
7.38	9.15	95	“ Plainville “ “	†10.20	7.14	10.20
* 8.00	* 9.45	104	Ar Plainville “ Lv	a10.00	* 7.00	10.00
*43.00	b*10.00	104	Lv Plainville “ Ar	†11.00	c 2.30	9.30
3.15	10.20	111	“ Zurich “ “	†10.55	1.40	f 8.30
3.27	10.40	118	“ Palco “ “	10.40	1.18	f 8.00
3.35	11.00	123	“ Damar “ “	10.25	1.00	f 7.40
3.46	11.28	129	“ Bogue “ “	10.10	12.40	f 7.10
4.02	12.01	138	“ Hill City “ “	9.52	12.15	f 6.40
4.16	12.20	145	“ Penokee “ “	9.40	11.50	f 6.25
4.28	12.40	150	“ Morland “ “	9.30	11.30	f 6.10
4.38	12.55	155	“ Studley “ “	9.20	11.00	f 5.50
5.10	1.45	170	“ Hoxie “ “	8.50	10.10	f 5.10
5.40	2.35	186	“ Menlo “ “	8.15	8.35	f 4.00
6.15	3.40	204	Ar Colby “ “	7.40	7.40	3.00
6.15	3.40	204	Lv Colby “ “	7.40	7.40	3.00
6.35	f 3.55	213	“ Mingo “ “	7.20	6.45	f 1.55
*47.00	b*4.30	225	Ar Oakley 17 (Central Time) “ Lv	a*7.00	c 6.15	† 1.30

Denver — Boulder

Mls.	Table No. (Mountain Time) 42
0	Lv Denver Colo. Ar
14	Lv East Lake “ Lv
18	Ar Darlow “ Lv
22	Ar St. Vrain 43 “ Lv
22	Lv St. Vrain “ Ar
26	Ar Frederick “ Lv
22	Lv St. Vrain “ Ar
31	“ Parkdale Jct. “ “
34	“ Erie “ “
36	“ Tabor “ “
39	“ Liggett “ “
44	“ Valmont “ “
48	Ar Boulder “ Lv

No regular passenger service available. Passengers to and from Boulder and Denver may use C. & S. Ry.

Denver — La Salle — Ft. Collins

23-211 Daily	Table No. (Mountain Time) 43	15 Daily	212-334 Daily
8.20	0 Lv Denver Colo. Ar	7.00	† 6.25
14	“ East Lake “ “	6.25	f 5.43
18	“ Darlow “ “	6.15
22	“ St. Vrain 42 “ “	6.08
26	“ Frederick “ “	5.58	f 5.17
28	“ Firestone “ “	5.54	f 5.12
30	“ Harney “ “	5.50
35	“ Gowanda “ “	5.43
9.21	51 Ar La Salle 5, 18 “ Lv	5.20	† 4.37
9.45	“ La Salle “ “	5.00	4.30
9.58	“ Dent “ Ar	4.25	4.15
10.03	“ Milliken “ Lv	4.10
10.10	“ Koenig “ “	3.59	3.55
10.15	“ Kelim “ “	3.46	3.41
10.21	“ Boyd Lake “ “	3.35	3.35
10.25	“ Redmond “ “	3.25	3.25
10.29	“ Harmony “ “	3.20	3.20
10.45	68 Ar Fort Collins “ Lv	3.10
D.	Lv Fort Collins “ Ar	3.00
D.	“ Estes Park “ “	2.55

Denver — Greeley — Briggsdale

#Fht. 193	23-191 Mls.	Table No. (Mountain Time) 44	#194-334	#Fht. 194
* 8.20	0	Lv Denver Colo. Ar	* 6.25
* 9.38	62	Ar Greeley “ Lv	* 4.14
k 9.45	b 9.45	0 Lv Greeley 18, 45 “ Ar	b12.45	k12.25
k10.05	10.05	6 Ar Cloverly 45 “ Lv	12.25	k12.05
See Table 45	10.18	10 “ Gill “ “	12.12	See Table 45
f10.32	15 “ Barnesville “ “	11.58	11.46
f10.44	19 “ Cornish “ “	11.32	11.20
f10.58	23 “ Fosston “ “	11.20	11.10
b11.10	28 Ar Briggsdale “ Lv	11.20	11.10

Denver — Greeley — Purcell

#Fht. 193	Mls.	Table No. (Mountain Time) 45	#Fht. 194
* 8.20	Lv Denver Colo. Ar	* 6.25
k 9.45	0	Lv Greeley 18, 44 “ Ar	k12.25
10.05	6	Ar Cloverly 44 “ Lv	12.05
10.25	11	“ Galeton “ “	11.45
10.40	15	“ Camfield “ “	11.30
10.50	17	“ Meyer “ “	11.20
k11.00	20	Ar Purcell “ Lv	k11.10

Saratoga and Encampment Valley R. R. Co.

Mixed 201	Mls.	Table No. (Mountain Time) 46	202 Mixed
b11.15	0	Lv Walcott 1, 2 Wyo. Ar	b10.30
†11.35	7	“ Meads “ “	†10.10
†11.55	12	“ Overland “ “	† 9.53
†12.20	21	“ Fish Hatchery “ “	† 9.28
12.45	24	“ Saratoga “ “	9.16
f 1.00	28	“ Dahlstrom “ “	f 9.00
f 1.06	30	“ Davis “ “	f 8.52
f 1.12	32	“ Days “ “	f 8.46
f 1.40	40	“ Canyon “ “	f 8.17
b 2.00	44	Ar Encampment “ Lv	b 8.00

* Daily, † Daily except Sunday, § Sunday only, ‡ Saturday only. (a) Daily except Saturday, (b) Monday, Wednesday and Friday, (c) Tuesday and Thursday only, (d) Service only during Park summer travel season, June 1 to Sept. 20, (f) Stops only on signal, (k) Tuesday, Thursday and Saturday only. * Motor train. * Local freight; combination coach with limited space for passengers. □ Mixed Passenger train. || Meals. ■ Local freight; caboose for passengers.

Union Pacific Branch Lines

Salt Lake — Idaho Falls — W. Yellowstone

#41-35 Daily	#29-45 Daily	41-333 -33 Daily	31 Daily	Mls.	Table No. 48 (Mountain Time)	34-30 Daily	32 Daily	#46-32 Daily	#36-30 Daily
#11.35	# 8.00	11.35	8.00	0	Lv Salt Lake City Ut. Ar	10.30	7.00	# 7.00	#10.30
12.50	9.20	12.50	9.25	36	Ar Ogden " " Id. Lv	9.20	5.55	5.55	9.20
4.20	12.45	4.20	1.10	170	Lv Pocatello " " Id. Ar	6.00	2.15	2.15	6.00
9.40	1.30	#6.00	1.25	170	Lv Pocatello " " Id. Ar	5.25	1.15	12.30	5.10
10.55	3.00	#7.30	2.45	221	Lv Idaho Falls " " Id. Ar	4.05	11.55	11.10	3.35
11.00	3.25	7.45		0	Lv Idaho Falls 20Ida. Ar	3.40		11.05	3.50
				3	Ar Orvin " " " Lv				
11.12	3.38	8.00		8	Ar Ucon " " " Lv	3.15		10.48	3.35
	3.48	8.12		14	Ar Rigby " " " Lv	3.05		10.38	3.27
11.20	3.45	8.20		18	Ar Lorenzo " " " Lv	2.59		10.32	3.22
11.26	3.59	8.26		21	Ar Thornton " " " Lv	2.55		10.27	3.18
11.30	4.10	8.38		26	Ar Rexburg " " " Lv	2.48		10.19	3.10
	4.18	8.46		30	Ar Sugar City " " " Lv	2.42		10.09	3.05
11.46	4.30	8.59		37	Ar St. Anthony " " " Lv	2.32		9.59	2.56
11.56	5.05	9.30		51	Ar Ashton 20. 54. " " " Lv	2.05		9.35	2.38
12.25	5.22			86	Ar Warm River " " " Lv			f 2.25	
12.45	6.26			88	Ar Trude " " " Lv			8.01	1.55
f 1.35	6.36			91	Ar Big Springs " " " Lv			7.50	1.23
f 1.50	7.30			107	Ar W. Yellowstone " " " Lv			7.15	12.50

(Western Entrance to Yellowstone National Park)

Ogden — Echo — Coalville — Park City

Mixed 226	Mls.	Table No. 49 (Mountain Time)	Mixed 225
↑ 7.15	0	Lv Ogden " " " Ar	↑ 6.00
8.45	40	Ar Echo " " " Lv	3.40
	40	Lv Echo " " " Ar	3.00
	45	Lv Coalville " " " Ar	2.15
10.00	53	Ar Wanship " " " Lv	f 1.45
f 10.23	68	Ar Park City " " " Lv	↑ 1.00
↑ 11.45			

Ogden — Brigham — Malad

Motor Bus	31-559 Daily	Mls.	Table No. 50 (Mountain Time)	560-19 Daily	Motor Bus
* 4.15	8.00	0	Lv Salt Lake " " " Ar	8.20	↑ 12.55
5.45	9.30	36	Ar Ogden 1, 2, 19, 20, 48, 54 " " " Lv	▲ 6.45	11.50
See f 9.42	41	41	Ar Harrisville " " " Lv		See
Note f 9.47	45	45	Ar Hot Springs " " " Lv	f 6.24	Note B
B f 9.54	50	50	Ar Willard " " " Lv	f 6.16	B
6.20	10.15	0	Ar Brigham 20. " " " Ar	6.00	11.15
6.30	10.28	6	Lv Corinne " " " Lv	5.45	11.05
	f 10.37	10	Ar Holmgren " " " Ar	f 5.38	
	f 10.40	12	Ar Evans " " " Ar	f 5.35	
	f 10.44	14	Ar Cropley " " " Ar	f 5.32	
	f 10.47	16	Ar Elwood " " " Ar	f 5.28	
6.50	10.55	18	Ar Tremonton " " " Ar	5.24	10.50
6.55	11.03	20	Ar Garland " " " Ar	5.18	10.40
	f 11.09	23	Ar Belmont " " " Ar	f 5.11	
	f 11.39	37	Ar Portage " " " Ar	f 4.45	
* 7.45	↑ 12.15	52	Ar Malad " " " Id. Lv	▲ 4.20	* 9.55

Cache Junction — Logan — Preston

Motor Bus	Motor Bus	Motor Bus	31-553 Daily	Mls.	Table No. 51 (Mountain Time)	554-42 Daily	Motor Bus	Motor Bus	Motor Bus
*12.01	1.00	8.30	8.00	0	Lv Salt Lake " " " Ar	9.55	* 5.30	*10.15	* 7.15
1.10	2.10	9.40	9.25	36	Ar Ogden " " " Ar	8.45	4.20	9.00	6.00
			↑ 11.05	0	Lv Cache Jet. " " " Ar	f 7.10			
See Note A			f 11.22	9	Lv Mendon " " " Ar	f 6.45	See Note A		
			11.31	14	Lv Wellsville " " " Ar	f 6.36			
			11.38	18	Lv Hyrum " " " Ar	6.30			
2.45	3.40	11.15	11.55	24	Lv Logan " " " Ar	6.17	2.50	7.35	4.25
3.00	3.50	11.30	12.09	32	Lv Smithfield " " " Ar	6.00	2.20	6.50	4.00
3.10	4.00	11.40	12.21	37	Lv Richmond " " " Ar	5.49	2.12	6.40	3.50
			12.28	41	Lv Webster " " " Ar	f 5.42			
3.20	4.05	11.50	12.35	44	Ar Franklin " " " Id. Ar	5.37	2.02	8.30	3.40
* 3.30	* 4.10	*12.01	*12.55	51	Ar Preston " " " Lv	▲ 5.25	* 1.50	* 6.20	* 3.30

Montpelier — Paris

Motor 395	Motor 393	Mls.	Table No. 52 (Mountain Time)	Motor 394	Motor 396
↑ 9.00	↑ 5.45	0	Lv Montpelier 6. " " " Id. Ar	↑ 6.55	↑ 12.35
↑ 9.17	f 6.02	5	Ar Ovid " " " Lv	f 6.38	↑ 12.18
↑ 9.30	↑ 6.15	10	Ar Paris " " " Lv	f 6.25	↑ 12.05

Salt Lake — Idaho Falls — Ashton — Victor

#29-45 Daily	41- 333-33 Daily	Mls.	Table No. 54 (Mountain Time)	#34-30 Daily	#46-32 Daily
# 8.00	*11.35	0	Lv Salt Lake City " " " Utah Ar	10.30	# 7.00
9.20	12.50	36	Ar Ogden " " " Id. Ar	9.20	5.55
12.45	4.20	170	Lv Pocatello " " " Id. Lv	6.00	2.15
1.30	#6.00	170	Lv Pocatello " " " Id. Ar	5.25	12.30
3.00	#7.30	221	Lv Idaho Falls " " " " Lv	4.05	11.10
3.25	7.45	221	Lv Idaho Falls " " " " Ar	3.40	11.05
4.30	8.59	258	Ar St. Anthony " " " " Ar	2.32	9.59
5.05	9.30	272	Ar Ashton " " " " Lv	2.05	9.35
6.15	9.40	0	Lv Ashton 20, 48. " " " Ar	2.00	9.15
6.20	9.45	2	Lv Marysville " " " " Lv	1.53	9.00
f 6.28	f 9.55	6	Ar Grainville " " " " Ar	f 1.44	f 8.53
6.35	10.00	9	Ar Drummond " " " " Ar	1.40	8.48
f 6.42	f 10.10	13	Ar France " " " " Ar	f 1.32	f 8.41
6.49	10.16	16	Ar Lamont " " " " Ar	f 1.24	f 8.36
f 7.03	f 10.31	22	Ar Judkins " " " " Ar	f 1.10	f 8.27
7.17	10.41	26	Ar Felt " " " " Ar	1.00	8.20
7.20	10.55	30	Ar Tetonia " " " " Ar	12.50	8.13
7.40	11.20	37	Ar Driggs " " " " Ar	12.35	8.00
* 8.00	*11.40	46	Ar Victor " " " " Id. Lv	12.20	7.45

(Western Entrance to Grand Teton National Park)

Blackfoot — Aberdeen — Mackay

Mixed 309	Mixed 321	Mls.	Table No. 56 (Mountain Time)	Mixed 322	Mixed 310
↑ 7.30	↑ 8.15	0	Lv Blackfoot 20. " " " Id. Ar	↑ 2.20	↑ 4.00
f 7.45	f 8.30	5	Ar Moreland " " " " Lv	f 1.55	f 3.39
f 7.49	f 8.35	7	Ar Aberdeen Jet. " " " " Lv	f 1.45	f 3.35
	f 8.48	11	Ar Rockford " " " " Ar	f 1.30	
	9.13	17	Ar Pingree " " " " Ar	12.55	
	9.50	27	Ar Sterling " " " " Ar	↑ 12.25	
	↑ 10.25	35	Ar Aberdeen " " " " Ar	↑ 11.50	
	f 7.49	7	Lv Aberdeen Jet. " " " " Ar		f 3.35
	f 8.20	20	Ar Taber " " " " Ar	f 3.04	f 2.27
	f 8.56	35	Ar Cerro Grande " " " " Ar	1.15	1.30
	9.53	59	Ar Arco " " " " Ar	12.40	12.58
	10.16	67	Ar Moore " " " " Ar	12.58	12.40
	10.34	73	Ar Darlington " " " " Ar	12.40	12.25
	10.48	77	Ar Leslie " " " " Ar	12.25	12.01
↑ 11.15		85	Ar Mackay " " " " Lv	↑ 12.01	

Idaho Falls — Orvin — St. Anthony

Mixed 391	Mls.	Table No. 57 (Mountain Time)	Mixed 398
b 7.00	0	Lv Idaho Falls 20, 48, 58. " " " Id. Ar	c 1.40
f 7.20	3	Ar Orvin " " " " Ar	f 1.25
f 7.26	5	Ar Lincoln " " " " Ar	f 1.15
7.42	9	Ar Iona " " " " Ar	f 1.25
8.30	19	Ar Ririe " " " " Ar	12.15
f 8.43	24	Ar Byrne " " " " Ar	f 11.43
f 9.05	31	Ar Walker " " " " Ar	f 11.20
9.50	41	Ar Newdale " " " " Ar	10.45
b 10.10	49	Ar St. Anthony 48, 58. " " " Lv	c 10.15

Idaho Falls — Ucon — St. Anthony

Motor Bus	Motor Bus	Mixed 397	Mls.	Table No. 58 (Mountain Time)	Mixed 392	Motor Bus	Motor Bus
* 7.45	* 8.15	c 7.00	0	Lv Idaho Falls 20, 48, 57. " " " Id. Ar	b 1.40	* 9.40	* 11.20
8.05	8.35	f 7.37	8	Ar Ucon " " " " Ar	f 1.15	9.20	11.00
		f 7.49	12	Ar Grant " " " " Ar	f 12.55		
		f 7.01	16	Ar Lewisville " " " " Ar	f 12.40		
		8.26	18	Ar Menan " " " " Ar	12.30		
		f 9.11	37	Ar Egin " " " " Ar	f 11.28		
9.10	* 9.40	c 9.45	46	Ar St. Anthony 48, 57. " " " Lv	b 10.45	* 8.20	* 10.00

Note A—No Utah Intrastate rail or bus tickets honored between Salt Lake City and Utah-Idaho state line or points intermediate on bus routes operating via Logan.

Note B—No rail or bus tickets honored whose origin and destination is between Salt Lake City and Brigham or points intermediate.

* Daily. ↑ Daily except Sunday. ‖ Meals. (b) Tuesday, Thursday, Saturday. (c) Monday, Wednesday, Friday. (f) Stops only on signal. ▲ Motor train. □ Mixed Passenger Train.

■ Operated only during Yellowstone and Grand Teton Parks travel season, June 19 to Sept. 12.

■ Union Pacific Stages Motor Buses operating over public highway. See General Information, page 57, for optional rail-motor bus ticketing arrangement.

Union Pacific Branch Lines

Minidoka—Oakley—Twin Falls—Buhl—Wells

29-329	41-17-29-329	332-32	340-118	366-
365	117-339	Table No. 60	18-30	18-30
Daily	Mls.	Mountain Time	Daily	Daily
* 8.00	†11.35	* 8.00	0 Lv	Salt Lake City Utah Ar
2.15	9.55	2.15	170 "	Pocatello Ida. Ar
5.30	11.20	4.00	0 "	Minidoka " " " " " " "
† 5.42	† 11.32	† 4.12	8 "	Acequia " Lv
* 6.00	11.42	4.30	1- Ar	Rupert 61. " " " " " " "
11.49	4.38	20 "	" "	Heyburn. " " " " " " "
11.55	4.50	22 Ar	" "	Burley 62, 63. " " " " " " "
Runs to Bliss; see table No. 61	†10.05	44 Ar	" "	Oakley 63 " " " " " " "
†12.01	† 4.58	26 "	" "	Starr's Ferry " " " " " " "
†12.11	† 5.10	34 "	" "	Milner " " " " " " "
†12.22	5.23	41 "	" "	Murtaugh " " " " " " "
†12.35	5.36	50 "	" "	Hansen " " " " " " "
†12.41	5.42	53 "	" "	Kimberly " " " " " " "
†12.55	6.00	59 "	Lv	Twin Falls. " Lv
†12.55	6.45	59 Ar	Lv	Twin Falls. " Lv
† 1.06	7.00	66 Ar	Lv	Filer. " Lv
* 1.20	7.15	74 Ar	Lv	Buhl " Lv
† 6.15	0 Lv	0 Lv	" "	Twin Falls " Lv
† 6.40	11 "	11 "	Lv	Berger " Lv
† 7.05	19 "	19 "	" "	Hollister " " " " " " "
† 7.45	29 "	29 "	" "	Rogerson " " " " " " "
† 8.54	56 "	56 "	" "	Delaplain Nev. " " " " " " "
† 9.25	69 "	69 "	" "	Contact " " " " " " "
†11.10	103 "	103 "	" "	Summer Camp. " " " " " " "
†11.25	109 "	109 "	" "	Melando " " " " " " "
†12.30	124 Ar	124 Ar	Lv	Wells " Lv

Minidoka—Rupert—Bliss

Mixed	Mls.	Table No. 61	Mixed
365		Mountain Time	366
* 5.30	Lv	Minidoka 6, 60 Ida. Ar	* 3.35
† 5.42	"	Acequia " " " " " " "	† 3.18
† 6.10	"	Rupert 60 " " " " " " "	† 3.05
† 6.20	"	Paul. " " " " " " "	† 2.55
† 7.00	"	Hazelton. " " " " " " "	† 2.27
† 7.10	"	Eden. " " " " " " "	† 2.21
† 8.00	"	Jerome. " " " " " " "	† 1.51
† 8.30	"	Wendell. " " " " " " "	† 1.36
† 9.25	Ar	Bliss 6 " " " " " " "	† 1.00

Burley—Idahome

Mixed	Mixed	Mls.	Table No. 62	Mixed	Mixed
389	387		Mountain Time	388	390
a 12.01	c 12.01	0 Lv	Burley 60, 63 Ida. Ar	c 1.10	a 2.50
† 12.30	c 12.30	9 Ar	Declo " " " " " " "	† c 12.40	† 2.20
a 1.20		28 Ar	Idahome " " " " " " "	a 1.30	

Burley—Oakley

Mixed	Mls.	Table No. 63	Mixed
337		Mountain Time	338
† 9.00	0 Lv	Burley 60, 62 Ida. Ar	† 11.25
† 9.10	3 "	Beetville " " " " " " "	† 11.16
† 9.16	5 "	Pella " " " " " " "	† 11.10
† 9.47	16 "	Trout. " " " " " " "	† 10.39
† 9.51	18 "	Marion " " " " " " "	† 10.35
†10.05	22 Ar	Oakley 60 " " " " " " "	†10.20

Shoshone—Ketchum—Sun Valley

See Note A	Daily	Mixed	Mls.	Table No. 64	Mixed	Daily
	225	341		Mountain Time	342	244
Sun Valley is one and one-half miles distant from railroad station at Ketchum, Idaho and there is convenient free bus service.	* 5.00	† 7.00	0 Lv	Shoshone 6 Ida. Ar	† 1.45	* 1.45
	5.28	7.35	15 "	Richfield " " " " " " "	† 1.00	† 1.15
	6.18	8.30	37 "	Picabo " " " " " " "	† 11.55	† 12.40
	6.47	9.00	57 "	Bellevue. " " " " " " "	† 11.25	† 12.12
	6.57	9.10	57 "	Halley. " " " " " " "	† 11.10	† 12.03
	† 7.30	† 9.45	69 Ar	Sun Valley (Ketchum) Lv	† 10.30	* 11.40

Richfield—Hill City

(*) Daily. † Daily except Sunday.	Mixed	Mls.	Table No. 65	Mixed
(a) Thursday only. † Motor train.	379		Mountain Time	380
(c) Daily except Thursday and Sunday.				
(d) Tuesday, Thursday and Saturday.	† 7.10	0 Lv	Shoshone 6 Ida. Ar	† 2.20
(e) Monday and Friday. † Meals.	† 7.50	15 "	Richfield 64 " " " " " " "	† 1.35
(f) Stops only on signal.	† 8.00	20 "	Rawson " " " " " " "	† 1.25
* In service only during winter season, about December 20 to April 1.	† 8.40	37 "	Magic. " " " " " " "	† 12.45
	† 9.00	47 "	Macon. " " " " " " "	† 12.25
	† 9.23	55 "	Selby. " " " " " " "	† 11.55
	† 9.35	59 "	Fairfield. " " " " " " "	† 11.45
	†10.15	73 Ar	Hill City " " " " " " "	† 11.00

Nampa—Murphy

Mixed	Mls.	Table No. 66	Mixed
371		Mountain Time	372
† 8.30	0 Lv	Nampa 6 Ida. Ar	† 12.35
† 8.59	9 "	Bowmont. " " " " " " "	† 11.55
† 9.32	15 "	Melba. " " " " " " "	† 11.29
† 9.50	20 "	Warrens. " " " " " " "	† 11.07
†10.25	30 Ar	Murphy " " " " " " "	† 10.35

Boise—Nampa—Emmett—McCall

Mixed	Mls.	Table No. 67	Mixed
25-385		Mountain Time	386-44
† 7.30	0 Lv	Boise Ida. Ar	† 10.58
8.30	0 "	Nampa 6, 66 " " " " " " "	† 4.20
8.55	9 "	Middleton " " " " " " "	† 3.55
† 9.15	19 "	Jenness " " " " " " "	† 3.20
† 9.30	22 "	Bramwell. " " " " " " "	† 3.05
10.00	27 "	Emmett 71. " " " " " " "	† 2.50
10.55	41 "	Montour. " " " " " " "	† 1.45
11.25	50 "	Horseshoe Bend " " " " " " "	† 1.25
12.40	64 "	Banks " " " " " " "	† 12.40
† 12.45	83 "	Smith's Ferry. " " " " " " "	† 10.00
† 3.00	95 "	Belvidere. " " " " " " "	† 9.10
† 3.30	99 "	Cascade. " " " " " " "	† 9.00
† 3.55	108 "	Arling. " " " " " " "	† 8.05
† 4.35	115 "	Donnelly. " " " " " " "	† 7.40
† 5.30	129 Ar	McCall " " " " " " "	† 7.00

Caldwell—Wilder

Mixed	Mls.	Table No. 68	Mixed
361		Mountain Time	362
d 1.00	0 Lv	Caldwell 6 Ida. Ar	d 3.15
† 1.40	7 "	Greenleaf. " " " " " " "	† 2.35
d 2.00	11 Ar	Wilder " " " " " " "	d 2.15

Nyssa—Homedale—Marsing

Mixed	Mls.	Table No. 69	Mixed
363		Mountain Time	364
e 8.45	0 Lv	Nyssa 6 Ore. Ar	e 1.15
† 9.15	7 "	Kingman " " " " " " "	† 12.50
† 9.20	8 "	Overstreet. " " " " " " "	† 12.40
† 9.35	11 "	Adrian. " " " " " " "	† 12.30
† 9.55	17 "	Napton " " " " " " "	† 12.10
† 10.10	21 "	McCoard. " " " " " " "	† 11.55
† 10.30	25 "	Homedale. " " " " " " "	† 11.45
† 10.50	31 "	Claytonia. " " " " " " "	† 11.25
† 11.00	33 Ar	Marsing " " " " " " "	† 11.15

Ontario—Vale & Brogan; Vale—Crane & Burns

Mixed	Motor	Mls.	Table No. 70	Motor	Mixed
373	569		Mountain Time	570	374
d 11.15	† 11.05	0 Lv	Ontario 6 Ore. Ar	† 10.05	d 4.15
† 11.35	† 11.14	4 "	Cairo. " " " " " " "	† 9.48	† 3.50
† 11.55	† 11.27	10 "	Mallett. " " " " " " "	† 9.39	† 3.35
† 12.15	11.40	16 Ar	Vale " " " " " " "	† 9.30	† 3.25
† 12.30		16 Lv	Vale " " " " " " "		† 3.15
† 12.55		24 "	Dennis. " " " " " " "		† 2.48
† 1.01		27 "	Lancaster. " " " " " " "		† 2.40
† 1.15		33 Ar	Jamieson. " " " " " " "		† 2.25
† 1.40		39 Ar	Brogan " " " " " " "		† 2.00
	11.40	16 Lv	Vale " " " " " " "	Ar	9.30
	† 11.53	24 Ar	Hope " " " " " " "	Lv	9.16
	† 12.18	35 "	Little Valley. " " " " " " "	Ar	8.57
	† 12.32	42 "	Harper. " " " " " " "	Ar	8.39
	† 1.13	62 "	Jonesboro. " " " " " " "	Ar	7.58
	† 1.37	74 "	Juntura. " " " " " " "	Ar	7.36
	† 2.05	87 "	Long. " " " " " " "	Ar	7.07
	† 2.20	93 "	Riverside. " " " " " " "	Ar	6.55
	† 2.55	110 "	Venator. " " " " " " "	Ar	6.22
	† 3.33	127 "	Crane. " " " " " " "	Ar	5.51
	† 3.45	133 "	Albritton. " " " " " " "	Ar	5.40
	† 3.55	138 "	Lawen. " " " " " " "	Ar	5.31
	† 4.20	151 Ar	Rodeo. " " " " " " "	Lv	5.11
	† 4.35	157 Ar	Burns " " " " " " "	Lv	5.00

NOTE

Pacific Time prevails in territory served by this Branch, but trains are operated under Mountain Time, as shown in this table. For equivalent in Pacific Time, figure one hour earlier.

Payette—Emmett

Mixed	Mls.	Table No. 71	Mixed
377		Mountain Time	378
† 7.00	0 Lv	Payette 6 Ida. Ar	† 2.45
† 7.30	5 "	Fruitland " " " " " " "	† 2.25
† 7.40	7 "	Buckingham. " " " " " " "	† 2.06
† 8.00	17 "	New Plymouth. " " " " " " "	† 1.55
† 8.27	21 "	Letha. " " " " " " "	† 1.23
† 8.50	29 Ar	Emmett 67 " " " " " " "	† 1.00

Huntington—Blakes Junction—Robinette

Mixed	Mls.	Table No. 72	Mixed
381		Mountain Time	382
† 11.05	0 Lv	Huntington 6 Ore. Ar	† 3.20
11.15	2 "	Blakes Jct. " " " " " " "	† 3.10
† 11.20	2 "	Blakes. " " " " " " "	† 3.05
† 11.45	10 "	Prevost. " " " " " " "	† 2.41
† 12.05	17 "	Mineral. " " " " " " "	† 2.19
† 12.40	29 "	Sturgill. " " " " " " "	† 1.43
† 1.00	35 Ar	Robinette " " " " " " "	† 1.25

Note A—Bus connections between Shoshone and Sun Valley will be provided passengers arriving or departing Shoshone on principal trains and holding through rail tickets to and from Ketchum and reservations at Sun Valley Lodge or Challenger Inn.

Union Pacific Branch Lines

Portland and Spokane Short Line

Mixed 78 Daily	12 Daily	Mis.	Table No. 74 (Pacific Time)				11-17 Daily
	9.30	0 Lv	Portland 6	Ore.	Ar	7.20	
			Pendleton		Ar	2.55	
		1.45	183 Ar	Umatilla 6, 76		Ar	2.05
		1.50	183 Lv	Umatilla		Lv	1.50
		2.30	210 Ar	Wallula 75, 76	Wash.	Lv	1.07
12.40		2.55	210 Lv	Wallula		Ar	12.49
			213 Ar	Attalla 81		Lv	A. A.
			220	Humorist		"	A. A.
			226	Ash		"	A. A.
			230	Page		"	A. A.
			253	Scott		"	A. A.
			257	Ruxby		"	A. A.
2.06		4.10	264 Ar	Ayer		Lv	11.41
2.06		7.50	264 Lv	Ayer		Ar	2.20
		8.00	268 Ar	Chew		Lv	1.59
		8.30	279	Park		"	1.30
2.45		8.45	v. 286	Hooper Jct.			1.15
		9.00	c. 293	Ankeny		"	1.00
		9.35	v. 297	Mack		"	12.50
		9.55	c. 302	Thavis		"	12.40
		10.32	c. 307	Marengo		"	12.30
		11.12	c. 313	Emden		"	12.15
		11.40	c. 317	Ashby		"	12.05
		11.59	c. 323	Palm Lake		"	11.55
		12.25	c. 329	Wells		"	11.40
		12.35	c. 333	Croskey		"	11.25
		12.47	c. 341	Mason		"	11.01
		1.04	c. 346	Geib		"	10.45
		1.14	c. 351	Cheney		"	10.30
		1.04	c. 358	Marshall		"	10.20
		1.14	c. 362	Cowles		"	9.56
8.05	N1.30	7.00	368 Ar	Spokane 8, 11, 12, 77		Lv	9.30

Portland — Wallula — Walla Walla

12-34.5 Daily	Mis.	Table No. 75 (Pacific Time)				346-11 Daily	Mixed 78 Daily
9.30	0 Lv	Portland	Ore.	Ar	7.20		
		Pendleton		Ar	2.55		
	1.45	183 Ar	Umatilla 6, 8, 11		Lv	2.05	
	1.50	183 Lv	Umatilla		Ar	1.50	
	2.30	210 Ar	Wallula 8, 74	Wash.	Lv	1.07	⊕
	3.30	0 Lv	Wallula 76, 81		Ar	11.50	12.30
f 3.46	9 Ar	Reese		"	Lv	11.20	
f 4.02	15	Touchet		"	Ar	11.05	11.57
f 4.11	20	Lowden		"	Lv	10.55	
f 4.20	24	Whitman		"	Ar	10.45	
5.00	31 Ar	Walla Walla 77, 81, 82, 86		Lv	10.30	11.25	

Portland — Wallula — Lewiston — Moscow

12-62 Daily	Mis.	Table No. 76 (Pacific Time)				61-11 Daily
9.30	0 Lv	Portland	Ore.	Ar	7.20	
		Pendleton		Ar	2.55	
	1.45	183 Ar	Umatilla 6, 74		Lv	2.05
	1.50	183 Lv	Umatilla 75		Ar	1.50
	2.30	210 Ar	Wallula 74, 75	Wash.	Lv	1.07
	4.10	264 Ar	Ayer		Lv	11.41
	4.30	0 Lv	Ayer 74, 83, 85		Ar	11.05
	4.55	13 Lv	Tucannon		Ar	10.40
	5.15	17 Ar	Riparia 77, 85		Lv	10.30
	5.30	0 Lv	Riparia (C.P.R.R.)		Ar	9.50
	7.45	72 Ar	Lewiston 85	Ida.	Lv	7.40
	11.34		Ar Grangeville 85		Lv	11.44
	12.30		Ar Stites 85		Lv	12.53
	5.15	17 Lv	Riparia	Wash.	Ar	10.30
	6.05	41	La Crosse 77, 86		Lv	9.38
	6.25	52	Winona		"	9.20
	7.20	77 Ar	Colfax 77, 86		Lv	8.30
	7.25	77 Lv	Colfax 84		Ar	8.20
f 7.38	82	Risbeck		"	Lv	8.05
f 7.52	87	Shawnee		"	f	7.53
8.00	90	Albion		"	"	7.45
8.20	96	Pullman		"	"	7.30
8.45	105 Ar	Moscow 84	Ida.	Lv	7.10	

Pendleton — Walla Walla — La Crosse — Spokane

Motor Bus 6-68	Motor Bus 62	Motor Bus 66	18-78 Daily	Mis.	Table No. 77 (Pacific Time)				77-25 Daily	Motor Bus 69-5	Motor Bus 61-1	Motor Bus 65-13
* 7.00					0 Lv	Portland	Ore.	Ar	8.55	* 5.30	* 11.20	6.30
2.08					225 Ar	Pendleton		Lv	3.05	10.16	4.26	11.00
					0 Lv	Pendleton 6		Ar	* 1.25	8.00	2.05	9.15
					8	Havana		"				
					11	Adams		"				
					13	Blaney		"	12.50	7.30	1.45	8.65
4.55	10.35	8.40	9.58	18	Athens		"	12.42	7.19	1.40	8.47	
5.06	10.45	8.50	10.07	22	Weston		"	12.35	7.13	1.35	8.41	
5.11	10.50	8.55	10.16	27	Milton	Wash	Lv	12.05	6.55	1.15	8.19	
5.33	11.10	9.10	10.52	37	Walla Walla	Wash	Lv	11.45	6.30	12.50	* 7.50	
6.00	* 11.35	* 9.45	* 11.15	47 Ar	Walla Walla		Ar	11.40				
				62	Prescott 82		Lv	11.01		61		
				67 Ar	Bolles 82		Lv	11.01		Daily		
				72 Lv	Wallula		Lv	10.52				
				95	Stalbusch 83		Ar	10.05				
				99	Tucannon		Lv	9.51		10.40		
				104 Ar	Riparia 78, 85		Lv	9.41		10.30		
				Jct. See table 74 and 75	104 Lv	Riparia	Wash.	Ar	9.41	10.30		
					117 Ar	Hay		Ar	9.17	9.57		
					128	La Crosse 76		"	8.59	9.38		
					133	Winona		"	8.43	9.20		
					144	Endicott		"	8.34	9.09		
					f 6.56	Diamond		"	8.17	8.49		
					7.20	Colfax 78, 86		"	8.00	8.30		
					5.03	Elberton		"	7.35			
					5.17	Garfield		"	7.26			
					5.38	Farmington		"	7.10			
					f 5.52	Seltice		"	f 7.00			
					6.10	Tecoma 88		"	6.50			
					f 6.25	Latah		"	f 6.38			
					f 6.42	Fairfield		"	6.26			
					f 6.56	Rockford		"	f 6.15			
					7.06	Manito		"	6.07			
					f 7.11	Fremman		"	f 6.02			
					7.16	Mica		"	f 5.59			
					f 7.30	Chester		"	f 5.47			
					f 7.40	Dishman		"	f 5.42			
					8.05	Spokane 8		Lv	5.30			

Portland — La Grande — Joseph

Mixed 18-304 Daily	Mis.	Table No. 78 (Pacific Time)				Mixed 305-17 Daily
		0 Lv	Portland	Ore.	Ar	7.20
		299 Ar	La Grande		Lv	9.15
		0 Lv	La Grande 6		Ar	4.00
		f 6.10	3	Island City	Lv	3.40
		f 6.22	8	Alice	"	3.25
		6.32	12	Imbler	"	3.15
		7.05	21	Elgin	"	2.50
		f 7.37	34	Looking Glass	"	2.15
		f 7.54	41	Vincent	"	1.58
		8.10	47	Minam	"	1.42
		8.50	60	Wallowa	"	1.10
		9.07	68	Lostine	"	12.53
		10.00	78	Enterprise	"	12.30
		10.15	84 Ar	Joseph	Lv	11.45

Weiser — New Meadows

Motor 557	Mis.	Table No. 79 (Mountain Time)				Motor 558
		0 Lv	Weiser 6	Ida.	Ar	5.55
10.00	12	Presley		"	Lv	5.25
10.27	32	Midvale		"	"	4.39
11.32	41	Cambridge		"	"	4.15
11.59	50	Goodrich		"	"	3.54
12.30	60	Council		"	"	3.28
12.46	67	Fruitvale		"	"	3.12
12.54	69	Starkey		"	"	3.04
f 1.02	72	Glendale		"	"	2.57
f 1.25	80	Woodland		"	"	2.35
f 1.30	82	Tamarack		"	"	2.30
f 1.50	90 Ar	New Meadows		Lv	2.10	

Apply Now for Training as a U. S. ARMY AVIATION CADET Keep 'em Flying

* Daily. † Daily except Sunday. ‡ Meals. § See Table 76 for complete schedule of trains 61 and 62. ¶ Train will stop for paying passengers. ■ Motor Bus operating over public highway. See General Information, page 57, for optional rail-motor bus ticketing arrangement. Time from 12:01 midnight to 12:00 noon shown in light face type. Time from 12:01 noon to 12:00 midnight shown in heavy face type. Figures opposite junction points refer to tables showing diverging trains.

⊕ Important schedule changes for Nos. 77 and 78 are planned soon. Consult agent.

A Stops to let off paying passengers from points east of Ayer.

C Stops to let off paying passengers from points west of Ayer.

f Stops only on signal.

M Arrives at and departs from West Spokane.

* Mixed trains Pendleton to Walla Walla.

Union Pacific Branch Lines

Portland — Wallula — Kennewick — Yakima

Motor Bus	Motor Bus	12-82 Daily	Mls.	Table No. Pacific Time 81	81 -11-17 Ex. Sun.	85 -11-17 Sunonly	Motor Bus	Motor Bus
		9.30 2.30	211	Lv Portland, Ore. Ar Wallula 11, 74. Wash. Lv	7.20 1.07	7.20 1.07		
		12.05 2.30	0	Lv Pendleton, Ore. Ar Wallula. Wash. Lv	2.55 1.07	2.55 1.07		
**8.30 9.15	**2.30 3.11	10.30 11.50	31	Lv Walla Walla 6, 82. Wash. Ar Wallula 74. Wash. Lv	5.00 3.30	5.00 3.30	*11.35 4.33	*6.15 4.33
9.15	3.11	3.25 3.35 3.45	0	Lv Wallula, Attalla 74, Villard, Kennewick, Leslie, Ledbeder, Acton, Benton City, North Prosser, Grandview, Midvale. Wash. Ar	12.10 11.59 11.45 11.32	12.10 11.59 11.39 11.22	10.53 10.12	4.33 3.50
D1045 10.58	D4.45 5.00	f 5.01 5.14 5.23 5.26	31	Lv Sunnyside, Wash. Ar	9.57 9.54	9.15 9.12	8.55 8.50	2.30 2.25
11.10 11.10	5.15 5.20	5.30 5.33	69	Lv Midvale, Emerald, Granger, Boone, Zillah, Buena, Sawyer, Donald, Parker, Yakima. Wash. Ar	9.45 9.38 9.29	9.03 8.55 8.42	8.34	2.10
11.33	5.45	6.10 6.17 6.23 6.28 6.15 6.22 6.35	81 84 87 89 91 93	Lv Wallula, Walla Walla, Bolles, Dayton, Turner. Wash. Ar	9.21 9.14 9.09 8.09 8.40	8.30 8.21 8.14 8.09 7.40	8.25 A A 7.47 E 7.42 *7.30	2.00 A A 1.18 E 1.13 *1.00

Pendleton — Walla Walla — Bolles — Dayton

	366 Freight	78 Daily	Mls.	Table No. Pacific Time 82	77 Daily	365 Freight
		9.30 11.15	0	Lv Pendleton 6, Wash. Ar Walla Walla. Wash. Lv	1.25 1.45	
		11.40 12.38 12.50	0	Lv Walla Walla, Prescott 77, Bolles 77. Wash. Ar	11.40 11.01 10.52	5.00 4.00 3.45
		12.50 12.59 1.05 1.14 1.25	25 29 31 35 38 50	Lv Bolles, Waitsburg, Huntsville, Long, Dayton, Turner. Wash. Ar		3.45 3.34 3.26 3.16 3.05

Lewiston — Pomeroy — Walla Walla

Motor Bus Daily	Motor Bus Daily	Mls.	Table No. Pacific Time 83	Motor Bus Daily	Motor Bus Daily
5.00 5.52 6.55 7.10 7.40	9.35 10.27 11.50 12.07 12.40		Lv Lewiston, Pomeroy, Dayton, Waitsburg, Walla Walla. Ida. Ar Wash. Ar Wash. Lv Wash. Lv	2.55 2.05 1.05 12.45 12.10	9.00 8.05 7.10 6.50 6.10

Spokane — Colfax — Moscow

Bus	Bus	62	Mls.	Table No. Pacific Time 84	61	Bus	Bus
		8.88	0	Lv Spokane 11, 74, 77, Colfax. Wash. Ar			
*550 7.38 7.47	*815 8.15	*7.25 7.38 7.47	0	Lv Colfax 76, 77, Risbeck, Parvin, Shawnee, Albion, Pullman, Moscow 76. Wash. Ar	8.20 8.05 7.58 7.45 7.30 7.10	*545 545 745 745	*745

Portland — Lewiston — Stites — Grangeville

	12-62-74 -324-Daily	Mls.	Table No. Pacific Time 85	843-323-73-61-Daily
	9.30	0	Lv Portland, Ore. Ar	7.20
	12.05		Lv Pendleton, Ore. Ar	2.55
	1.50 2.55 4.30 5.15		Lv Umatilla, Wallula, Ayer, Riparia. Ore. Wash. Ar Ar	1.50 12.49 11.05 10.30
	No. 74	0	Lv Riparia 76, 77, Central Ferry, Penawawa, Swift, Alkota, Interior, Wawawai, Crum, Truax, Bishop, Indian, Moses, Wilma, Lewiston. Camas Prairie R. R. Ida. Lv	No. 73 9.50 9.13 8.59 8.51 8.38 8.28 8.24 8.18 8.15 8.07 7.57 7.51 7.40
	9.00 9.21 9.22 9.30 9.58 10.13 10.35 11.05 11.26 11.50 12.20 12.30	0	Lv Lewiston, North Lapwal, Spalding, Arrow, Lenore, Peck, Orofino, Greer, Pardee, Kamiah, Kooskia, Stites. Ida. Ar	4.27 4.03 4.00 3.50 3.17 3.02 2.41 2.15 1.51 1.28 1.03 12.53
	8.15 8.34 8.37 8.44 8.48 8.59 9.06 9.48 9.57 10.08 10.27 10.49 11.11 11.34	72	Lv Lewiston 76, North Lapwal, Spalding, Fort Lapwai, Sweetwater, Jacques, Culesac, Reubens, Craig Jet, Craigmont, Ferdinand, Cottonwood, Fenn, Grangeville 76. Ar	3.10 2.47 2.44 2.36 2.32 2.22 2.15 1.33 1.22 1.12 12.52 12.31 12.08 11.44

Pendleton — Walla Walla — La Crosse — Spokane

	78 Daily	Mls.	Table No. Pacific Time 86	77 Daily
	9.30 11.25		Lv Pendleton, Walla Walla, Wallula, Hooper Jct. Ore. Wash. Lv	1.25 1.45
	12.40 2.45		Lv Walla Walla, Hooper Jct. Wash. Lv	1.45
No. 371, freight train carrying passengers leaves La Crosse Saturday nights irregular schedule. Consult agent.	2.48 3.18 4.36 8.05		Lv Connell, Sulphur, Kahlotus, McAdam, Washtucna, Hooper, Hooper, Pampa, La Crosse, Colfax, Spokane. Ar	See Table 77 8.00 5.30

* Daily. † Daily except Sunday.
■ Local Freight; carries passengers.
• Leaves uptown station.

■ Union Pacific Stages Motor Bus operating over public highway. See General Information, page 57, for optional rail-motor bus ticketing arrangement. Buses operate only through towns where time is shown.

A Buses operate via these stations only when passengers originate or are destined beyond Walla Walla; consult agent.

D Time shown is for Prosser.

E Time shown is for East Parker.
(f) Stops only on signal.

▲ Motor Train. □ Mixed Train.

Time from 12.01 noon to 12.00 midnight shown in heavy face type.

Time between 12.01 midnight and 12.00 noon shown in light face type.

Ask About TRAVEL ON CREDIT
NO MONEY DOWN — PAY LATER

Union Pacific Branch Lines

Spokane — Wallace

Motor 585 Daily	Mls.	Table No. (Pacific Time) 88	Motor 586 Daily
7.40	0 Lv	Spokane 11, 74, 77	6.50
8.30	22 Ar	Manito 77	6.01
9.23	50 Ar	Tekoa	5.10
9.25	0 Lv	Tekoa	5.08
f 9.35	7 Lv	Lovell	f 4.55
	12	Watt	
9.52	15	Plummer	4.33
10.06	23	Chatcolet	f 4.13
10.25	31	Harrison	3.57
10.32	34	Springston	3.50
10.40	38	Black Lake	f 3.42
10.47	41	Medimont	3.36
10.54	45	Lane	3.29
11.00	49	Rose Lake	3.22
11.07	52	Dudley	f 3.17
11.18	58	Cataldo	f 3.09
11.29	63	Enaville	3.02
11.45	69	Kellogg-Wardner	2.50
12.01	76	Osburn	f 2.37
12.15	80 Ar	Wallace	2.30

Portland — Heppner Jct. — Heppner

Mixed 18-330	Mls.	Table No. (Pacific Time) 89	Mixed 329-17	Mixed 331-17
* 9.35	0 Lv	Portland	* 7.20	* 7.20
* 12.58	138 Ar	Arlington	* 2.00	* 2.00
† 3.10	138 Lv	Arlington 6, 90	z1205	n1205
3.30	0	Heppner Jct. 6	11.45	9.45
f 3.50	15	Rhea	f11.20	f 9.15
4.13	18	Cecil	10.55	8.55
4.28	20	Morgan	10.25	8.25
	25	McNab	f10.10	f 8.15
4.50	28	Ione	9.55	8.00
5.15	36	Lexington	9.20	7.35
† 6.00	45 Ar	Heppner	z9.00	n7.15

Portland — Arlington — Condon

Mixed 18-328	Mls.	Table No. (Pacific Time) 90	Mixed 327-17	Mixed 317-17
* 9.35	0 Lv	Portland	* 7.20	* 7.20
12.58	138 Ar	Arlington	* 2.00	* 2.00
† 3.15	0 Lv	Arlington 6, 89	v1201	n1000
f 3.40	8	Shutler	f11.20	f 9.35
4.06	16	Rock Creek	10.55	9.10
f 4.25	20	Barnett	f10.35	f 8.50
4.45	24	Mikkalo	10.15	8.25
5.06	29	Olem	9.50	8.05
f 5.25	32	Speece	f 9.35	f 7.50
f 5.40	36	Gwendolen	f 9.21	f 7.35
* 6.30	44 Ar	Condon	v9.00	n7.15

Union Pacific "Meals That Appeal"

Meal Service as explained below is available on Union Pacific Trains.

Regular dining car service on the "Los Angeles Limited", the "Overland Limited", the "Portland Rose", the "Pony Express", the "Columbine", the "Pacific Limited", the "Denver Limited", the Streamliners "City of Portland", "City of Los Angeles", "City of San Francisco" and "City of Denver", on train 5 west of Cheyenne, on trains 561 and 458 between Portland and Seattle, and on trains between Salt Lake City, Pocatello and Butte. (Continental Dinners are served also on the "City of Portland" and the "City of Los Angeles".)

Challenger Dining Car Service featuring special low cost meals is available to coach and tourist sleeping car passengers on the Los Angeles and San Francisco Challengers, the "Portland Rose" (only between Green River and Portland), and the "Pony Express".

Coffee Shop Service is available on the Streamliners "City of San Francisco", "City of Portland" and "City of Los Angeles".

Biggs — Shaniko

Freight 326	Motor Bus Daily	Mls.	Table No. (Pacific Time) 91	Motor Bus Daily	Freight 325
	3.00	0 Lv	The Dalles	12.10	
		5 Lv	Biggs 6		
		7	Thornberry		
		9	Sink		
	3.52	9	Wasco	11.18	
		14	Klondike		
		16	Sandon		
		20	Nish		
		23	De Moss		
	4.14	27	Moro	11.00	
		31	Erskine		
	4.36	38	Grass Valley	10.37	
		45	Bourbon		
	5.00	52	Kent	10.17	
		57	Whicox		
	5.30	69 Ar	Shaniko	9.52	

No. 325 is a freight train carrying passengers on an irregular schedule between Shaniko and The Dalles. Leaves Shaniko on Wednesdays and Saturdays.

The Dalles — Oregon Trunk Jct. — Bend

Motor Bus Daily	Motor Bus Daily	Mls.	Table No. (Pacific Time) 92	Motor Bus Daily	Motor Bus Daily
3.00	8.30	0 Lv	The Dalles 6	12.10	10.05
		17	Oregon Trunk Jct.		
	10.25	69	Maupin		8.30
		89	North Junction		
		99	South Junction		
		108	Gateway		
		113	Paxton		
	7.15	119	Madras	8.40	6.55
	7.21	120	Metolius	8.28	6.43
	7.27	128	Culver	8.21	6.36
	7.47	143	Terrebonne	8.03	6.18
	8.00	148	Redmond	7.55	6.10
	8.25	165 Ar	Bend	7.30	5.45

Portland — Seattle — Hoquiam

N. P. 501-461	Motor 579	Mls.	Table No. (Pacific Time) 93	Motor 578	N. P. 464-458
* 8.30	* 11.30	0 Lv	Portland	* 6.30	* 9.10
† 8.05	* 11.30	0 Lv	Seattle	* 6.45	† 9.05
† 11.31	* 3.15	0 Lv	Centralia 6	* 1.45	† 6.10
	f 3.33	0	Galvin	f 1.23	
	f 3.48	12	Helsing Jct.	f 1.05	
	f 3.55	13	Independence	f 1.00	
	f 4.29	31	Saginaw	f 12.15	Service
	f 4.34	32	South Elma	f 12.10	via
	f 4.59	42 Ar	So Montezano	f 11.50	Gate
		44	Montezano		
	f 5.04	44 Lv	Melbourne	f 11.45	
	5.25	51	Cosmopolis	11.25	
	1.28	54 Ar	Aberdeen	11.15	4.11
† 1.45	* 6.00	57 Ar	Hoquiam	* 11.00	† 4.00

Portland — Seattle — Tacoma — Olympia

561-Bus	Table No. (Pacific Time) 94	Bus-458	Table No. (Pacific Time) 94	Bus-561	423 NP
* 8.30	Lv Portland	9.10	Lv Seattle	* 2.20	† 9.05
12.02	Ar East Olympia	6.07	Lv Tacoma	1.04	7.37
A1205	Lv East Olympia	A6.05	Ar East Olympia	12.02	
A1225	Ar Olympia	A5.35	Lv East Olympia	A1155	
			Ar Olympia	A1135	† 6.12
422 NP	458-Bus				
† 8.05	4.10				
9.31	5.20				
	6.07				
	A6.15				
† 10.51	A6.40				

Footnotes for Page 52

(A) Trains 561 and 458 carry passengers to and from East Olympia and Portland and Seattle. Bus service is only between East Olympia and Olympia, and operates daily to and from U. P. station at Olympia. Bus will handle only hand baggage for passengers. (M) Saturday only. (V) Daily except Saturday. (Z) Daily except Saturday and Sunday. * Daily. † Daily except Sunday. ‡ Daily except Monday. (f) Stops only on signal. ■ Union Pacific rail tickets are honored on buses of Mount Hood Stages operating over Highway. Buses operate only through towns where time is shown.

Union Pacific Branch Lines

Salt Lake City — Provo — Lynndyl — Los Angeles

Table No. 98 Mountain Time. Motor Bus 3, Motor Bus 9, Mixed 305 Daily, Mls., Salt Lake City 3, Murray, Sandy, Draper, Mount, Cutler, Lehi, American Fork, Pleasant Grove, Lakeview, Provo, Springville, Spanish Fork, Payson, Barry, Santaquin, Mona, Neph, Sharp, Mills, Leamington, Lynndyl 3, Union Pacific Stages Time Table Folder, Cedar City 3, 104, Milford 3, Lund 3, 106.

Salt Lake City — Smelter

Table No. 102 Mount Time. Motor 579 Daily, Motor 583 Daily, Motor 581 Daily, Motor 577 Daily, Mls., Salt Lake City, Buena Vista, Riter, Garfield, Smelter, Motor 578 Daily, Motor 582 Daily, Motor 584 Daily, Motor 586 Daily.

Tintic — Mammoth — Silver City — Eureka

Table No. 103 Mount Time. Motor Bus O, Motor Bus O, Motor Bus Daily, Mls., Tintic, Silver City, Mammoth, Eureka, Motor Bus Daily, Motor Bus O, Motor Bus O.

Delta — Fillmore

Table No. 104 Mount Time. Motor Bus Daily, Mls., Delta 3, Harding, McCormick, Greenwood, Fillmore, Motor Bus Daily, Motor Bus Daily, Motor Bus Daily.

Las Vegas — Boulder City — Boulder Dam

Table No. 105 Pacific Time. Motor Bus Daily, Motor Bus Daily, Motor Bus Daily, Motor Bus Daily, Motor Bus Daily, Motor Bus Daily, Motor Bus Daily, Motor Bus Daily, Motor Bus Daily, Motor Bus Daily, Las Vegas, Boulder City, Boulder Dam, Boulder City, Lake Mead.

East Los Angeles — Pasadena — Glendale

Table No. 99 Pacific Time. Motor Bus 121, Motor Bus 107, Motor Bus 105, Motor Bus 1-103, Mls., East Los Angeles, Pasadena Depot, Glendale City, Glendale Depot, Pasadena 3, Long Beach 3, San Pedro (L. A. Harbor).

East Los Angeles — Long Beach — San Pedro

Table No. 100 Pacific Time. Motor Bus 221, Motor Bus 207, Motor Bus 205, Motor Bus 2-103, Mls., East Los Angeles, Bell (Maywood), Rancho Los Amigos, Hynes, Long Beach City (Pine Ave.), Long Beach City (Pine Ave.), San Pedro.

East Los Angeles — Whittier — Anaheim

Table No. 101 Pacific Time. Motor Bus 321, Motor Bus 307, Motor Bus 305, Motor Bus 3-103, Mls., East Los Angeles, Whittier, La Habra, Fullerton, Anaheim.

Union Pacific Stage Co. Motor Coach Service

SPECIAL NOTE—Daily Motor Coach service of the Union Pacific Stage Co., shown in tables 99, 100 and 101 is operated over public highways. Buses 1-103, 2-103, 3-103 connect with Streamliner 103 and run only on 2nd, 5th, 8th, 11th, 14th, 17th, 20th, 23rd, 26th and 29th of each month.

Lund — Cedar City

Table No. 106 Mount Time. Motor Bus Daily, Motor Bus Daily, Motor Bus Daily, Motor Bus Daily, Mls., Lund 3, Avon, Iron Springs, Hallvah, Cedar City.

Caliente — Pioche

Table No. 107 Mount Time. Mls., Caliente 3, 98, Panaca, Delmues, Pioche, Passenger service discontinued, but private bus line available.

Moapa — Mead Lake

Table No. 108 Pacific Time. Mixed 311, Mls., See Note A, Motor Bus 312, Motor Bus Daily, Motor Bus Daily, Motor Bus Daily, Motor Bus Daily, Moapa 3, Logandale, Overton, Mead Lake.

NOTE A—Time of these trains is changed frequently. Consult agent at Moapa for schedules.

NOTE B—For complete schedules between Lynndyl and Los Angeles see table No. 3. *Motor Bus; connections with main line trains at East Los Angeles. Union Pacific Stages Motor Buses operated over public highway. See last section General Information, page 57, for optional rail-motor bus ticketing arrangement.

Connections at Omaha

										C. & N. W.																			
Stream liner	Stream liner	112	88	818	8-18-28	22	14	12		21	Stream liner	111	11	717	7-17-27	87	15	Stream liner											
B430	D145	12.45	8.15	8.45	8.30	10.05	8.55	8.20	Lv Omaha	Ar 10.55	B151	2.01	7.05	9.55	10.00	10.10	3.50	D3.20											
				9.57	10.40	10.26	11.45	11.02	Lv Omaha	Ar 10.07			6.00			9.15	2.45												
		6.50	4.05	3.00	11.05	11.40	11.25	12.35	Lv Omaha	Ar 8.40			3.55	7.05		7.50	12.40												
				3.46	12.30	12.57	H. 1.37	1.35	Lv Omaha	Ar 7.30	11.31	11.42	10.46	5.50	6.10	6.30	11.05	1.01											
		8.43	5.58	4.53	2.10	2.45	2.30	3.05	Lv Omaha	Ar 6.00			1.27		4.40	5.03	9.11												
		10.00	7.15	6.10	3.50	4.40	4.05	4.20	Lv Omaha	Ar 4.23	9.34	9.42	11.45	2.50	3.10	3.30	7.05	11.04											
B1215	D930	8.33	8.20	8.35	8.35	8.40	7.50	8.15	Lv Omaha	Ar 2.45	B1215	6.20	6.25	10.20	2.50	10.30	11.45	D7.45											

										C. & N. W.																			
10-210	202-1-202	204-9-204	C. & N. W.										203-10-203	201-2-201	209-9	102	108	C. M. St. P. & P. R. R.				103	107						
*6.40	*9.15	*8.42	Lv Omaha	Ar 8.00	*7.15	*12.45							12.35	8.40	Lv Omaha	Ar 8.45	8.00												
10.35	12.15	11.40	Lv Omaha	Ar 5.35	4.20	8.30									Ar Sioux City	Lv 11.35	8.00												
1.47	3.00	2.20	Lv Omaha	Ar 2.35	1.38	5.20									Ar Mitchell	Lv 4.20	8.00												
	7.40	4.35	Lv Omaha	Ar 11.50	10.50										Ar Aberdeen	Lv 4.20	8.00												
	3.30	4.25	Lv Omaha	Ar 12.52	11.58	2.55									Ar Madison	Lv 6.05	3.22												
	4.50	5.20	Lv Omaha	Ar 11.58	11.05	1.50									Ar Des Moines	Lv 5.05	2.10												
	8.00	8.00	Lv Omaha	Ar 8.30	7.30	9.35									Ar Marion	Lv 4.24	12.55												
	7.25	7.35	Lv Omaha	Ar 9.15	8.45	11.00									Ar Savanna	Lv 3.00	10.55												
*8.00	*8.10	*7.50	Lv Omaha	Ar 8.40	*8.05	*10.15									Ar Milwaukee	Lv 10.05	6.20												
															Ar Chicago	Lv 12.45	7.20												

										C. & N. W.																					
202-1	204-9-23	C. & N. W.										24-10-203	2-201	14	Wabash						11	8	14	6	10	506	C. R. I. & P.				
*9.15	*8.42	Lv Omaha	Ar 8.00	*7.15	8.30	Lv Omaha	Ar 8.30	12.06	7.30	Lv 1.30	7.15	Lv Omaha	Ar 12.40	8.19	10.55	11.30	Ar Des Moines	Lv 8.00	4.45	7.55	11.05	11.30	Ar Dayenport	Lv 3.40	12.17	4.59	8.04	6.35			
*12.15	*11.40	Lv Omaha	Ar 5.35	4.20	8.42	Lv Omaha	Ar 8.10	2.50	11.10	Lv 4.37	5.46	3.09	Lv 4.48	10.10	Ar Chicago	Lv 12.21	11.30	8.20	1.65	5.05	1.00	Ar Rock Island	Lv 3.30	12.01	4.53	7.58	6.15				
↑ 4.36	↑ 6.05	Lv Omaha	Ar 10.15	11.30	11.50	Lv Omaha	Ar 8.10	5.58	3.24	Lv 1.19	5.30	1.05	Lv 5.00	10.19	Ar Chicago	Lv 11.30	8.20	1.55	5.05	1.00	Ar Joliet	Lv 12.21									
8.55	8.25	Lv Omaha	Ar 8.00	9.05	2.49	Lv Omaha	Ar 8.10	8.50	7.30	Lv 11.25	5.30	5.00	Lv 12.21	11.30	Ar Chicago	Lv 11.30	8.20	1.55	5.05	1.00	Ar Delmar (Blvd)	Lv 8.14									
9.30	8.25	Lv Omaha	Ar 4.15	7.45	8.08	Lv Omaha	Ar 8.00	8.50	7.30	Lv 11.25	5.30	5.00	Lv 12.21	11.30	Ar Chicago	Lv 11.30	8.20	1.55	5.05	1.00	Ar St. Louis	Lv 8.14									
11.05	11.05	Lv Omaha	Ar 4.15	7.45	8.08	Lv Omaha	Ar 8.00	8.50	7.30	Lv 11.25	5.30	5.00	Lv 12.21	11.30	Ar Chicago	Lv 11.30	8.20	1.55	5.05	1.00	Ar St. Louis	Lv 8.14									
↑ 1.00		Lv Omaha	Ar 4.15	7.45	8.08	Lv Omaha	Ar 8.00	8.50	7.30	Lv 11.25	5.30	5.00	Lv 12.21	11.30	Ar Chicago	Lv 11.30	8.20	1.55	5.05	1.00	Ar St. Louis	Lv 8.14									

Connections at Kansas City

										C. G. W.																							
16-25	12-23	C. G. W.										26-11	24-15		6	4	24	2	8	2	20	A. T. & S. F.					23	19	3	5	1	11	7
11.30	5.20	Lv Kansas City	Ar 1.30	7.40	11.00	9.00	8.30	10.00	7.40	2.00	4.00	Lv Kansas City	Ar 9.00	9.40	12.15	7.00	8.00	5.00	8.05														
6.30	10.55	Ar Des Moines	Lv 7.15	1.05	3.43	2.15	2.17	2.55	12.53	5.27	8.34	Ar Ft. Madison	Lv 3.35		6.54	1.40	3.10	1.10	3.20														
	7.15	Ar Rochester	Lv 6.00		4.50	3.24	3.27	4.20	2.01	6.25	Ar Galesburg	Lv 2.23		5.40	1.22	2.06	12.17	2.16															
	7.30	Ar St. Paul	Lv 8.45	3.30	5.45	4.25	4.30	5.20	2.58	7.04	Ar Chillicothe	Lv 1.19		4.37	11.15	12.12	11.35	1.12															
	8.10	Ar Minneapolis	Lv 8.10	3.00	9.00	7.50	8.10	8.45	6.20	9.30	Ar Chicago	Lv 10.30	12.01	1.35	8.15	10.25	9.30	10.35															

										K. C. S.																			
1	15	K. C. S.										16	2		8	26	C. M. St. P. & P. R. R.					25	3						
10.00	9.55	Lv Kansas City	Ar 8.35	7.55	10.00	8.35	7.55																						
10.30	12.55	Ar Shreveport	Lv 6.15	7.30	8.50	10.00	11.00																						
7.00	8.50	Ar New Orleans	Lv 10.00	11.00																									
	6.15	Ar Lake Charles	Lv 12.20																										
	6.25	Ar Beaumont	Lv 12.10																										
	7.05	Ar Port Arthur	Lv 11.30																										


										Frisco Lines																			
105	111-9	117	Frisco Lines										118	112	106														
7.00	10.45	8.30	Lv Kansas City	Ar 7.10	7.33	7.45																							
6.55			Lv Memphis	Ar 7.10	7.33	7.45																							
1.30			Ar Birmingham	Lv 7.10	7.33	7.45																							
			Ar Tulsa	Lv 2.13	11.40																								
			Ar Oklahoma City	Lv 11.55																									

										C. B. & Q.																			
4	56	C. B. & Q.										55	3																
11.00	8.00	Lv Kansas City	Ar 7.45	7.20	2.55	1.45	7.25																						
10.00	2.38	Lv Quincy	Ar 1.00	8.10	7.20	8.00	2.15	8.10	7.20	8.00	2.15	8.10	7.20	8.00	2.15	8.10	7.20	8.00	2.15										
6.00	8.00	Ar Chicago	Lv 6.30	10.30																									

										Mo. Pac.																				
34	14	16	10	6	12	Mo. Pac.										9	33	5	15	11	19									
10.15	4.25	2.45	11.30	12.40	8.05	Lv Kansas City	Ar 7.00	3.40	1.50	9.20	20.60	11.40																		
6.15	4.45	2.00	2.25	9.50	Ar Sedalia	Lv 4.20																								
3.15	7.21	5.55	3.32	11.00	Ar Jefferson City	Lv 2.35	10.55	10.56	10.35	4.5	8.35	0.35																		
9.00	9.35	8.38	7.10	5.40	1.15	Ar St. Louis	Lv 11.59	7.20	8.50	4.01	11.45	5.45																		

										Alton																			
20-5	22	Alton										5-23	7-21																
↑ 6.55	11.45	Lv Kansas City	Ar 7.45	↑ 6.35																									
↑ 9.05	11.45	Ar Chicago	Lv 6.45	11.30																									

										Alton																			
32	30	20-35	22-26	Alton										25-23	12-34	29	33												
8.20	4.30	↑ 6.55	11.45	Lv Kansas City	Ar 7.45	↑ 6.35	2.00	7.45																					
1.20	9.30	↑ 5.45	17.45	Ar St. Louis	Lv 12.15	↑ 7.20	9.00	2.45																					



OVERLAND TERMINAL WAREHOUSE

Alameda & Olympic

Los Angeles

SERVED BY

FRANK STRONG,
PresidentGORDON ROSS,
Manager

General Merchandise Storage

U. S. Customs Bonded Warehouse No. 11

Cool Room Accommodations

Contents Insurance 10.8c

CALIFORNIA'S MOST MODERN WAREHOUSE

OFFERING EVERY STORAGE CONVENIENCE AND FACILITY

Write us direct or nearest General Agent Union Pacific

Eastern Associates:

CROOKS TERMINAL WAREHOUSES, Inc.

Chicago, Kansas City, New York

Farming Opportunities in Union Pacific Territory

For the—

Livestock Producer
Dairyman
Poultryman
Wheat GrowerSmall Seed Grower
Vegetable Grower
General Farming, or
Diversified Farming

There is a "spot" — in California, Oregon, Washington, Idaho, Utah, Nevada, Montana, Wyoming, Colorado, Kansas, or Nebraska that will fit your desires.

You have a choice of areas from high mountain valleys to sea-level, in nationally known irrigated and dryland sections.

For latest information, communicate today, indicating the kind of agriculture and the state that interests you most.



Joe. W. Jarvis, Supervisor

Agricultural Development

UNION PACIFIC RAILROAD

Room 10, 1416 Dodge Street,
Omaha, Nebraska

Connecting Lines Train Service

Connections at Seattle

	358	360	Great Northern	359	355		
	5.40	8.15	Lv Seattle..... Wash. Ar	12.45	10.00		
	6.37	9.15	" Everett..... " Lv	11.50	9.05		
	8.47	11.30	" Bellingham..... " " "	9.55	7.07		
	10.17	1.20	" New Westminster. B.C. Lv	8.24	5.39		
	10.40	1.45	Ar Vancouver..... " Lv	8.00	5.15		
C. P. S. S.							
		7.20	Lv Seattle..... Wash. Ar	9.50			
		12.35	Ar Victoria..... B. C. Lv	4.30			
	11.59	1.20	Lv Victoria..... " Ar	3.45	7.00		
	7.00	6.40	Ar Vancouver..... " Lv	10.30	11.59		
P. S. N. Co.							
		11.59	Lv Seattle..... Wash. Ar	5.30			
		8.35	Ar Victoria..... B. C. Lv	9.15			
P. S. N. Co.							
NOTE:—Daily steamer service between Seattle and Bremerton (U. S. Navy Yard). (29 round trips from 6:15 a.m. to 12:30 a.m.)							

Connections at Portland

See Page 27 for service north and south of Portland.

	21	S. P. & S.	24		
	8.00	Lv Portland..... Ar	8.05		
	11.35	Lv Astoria..... Lv	4.45		
	12.30	Ar Seaside..... Lv	3.45		

Connections at Salt Lake City

	39	W. P.	40		
	11.35	Lv Salt Lake City..... Ar	7.20		
	6.04	Ar Sacramento..... Lv	12.32		
	7.06	" Stockton..... " "	11.33		
	10.30	Ar San Francisco..... Lv	8.35		

Connections at Laramie

	1	L. N. P. & W.	2		
	H8.00	Lv Laramie..... Ar	L2.05		
	9.00	" Millbrook..... Lv	1.10		
	9.50	" Centennial..... " "	12.30		
	10.40	" Albany..... " "	11.40		
	12.10	" Fox Park..... " "	10.30		
	1.52	" Northgate..... " "	7.45		
	2.33	" Walden..... " "	7.15		
	H3.43	Ar Coalmont..... Lv	L6.00		

Footnotes for Page 56

* Daily. † Daily except Sunday. (f) Stops only on signal.
H Monday, Wednesday and Friday only. L Tuesday, Thursday and Saturday only.

for Women Only!

The sole purpose of the Women's Travel Departments of the Union Pacific is to lend every possible assistance to women who travel. They are staffed by women who are travel experts—ready and willing always to give helpful, intelligent, women's answers to women's questions, without charge.

You will find this accommodating service in Chicago, Omaha, Denver and Los Angeles.

THE PROGRESSIVE
UNION PACIFIC RAILROAD

GENERAL INFORMATION

Ticket Offices at all local stations open thirty minutes before departure of passenger trains, affording passengers ample time to procure tickets and get baggage checked before departure of train. Station baggagemen are required to examine tickets before checking baggage. Before entering a train passengers should ascertain from the Ticket Agent or Trainmen whether the train stops at the station which is their destination, in order that no mistakes may occur at Flag or Signal stations.

Persons desiring Coupon Tickets at stations where not regularly sold can obtain them by giving Ticket Agent sufficient notice to enable him to procure them in advance.

Children under 5 years of age free, when accompanied by parent or guardian; 5 years of age and under 12, one-half fare; 12 years of age or over, full fare.

Special Fare Tickets sold at reduced fares account charity, railroad employe, blind and attendant, DVS, VAH, CCC, CCCC, etc., are not honored on "The Forty Niner", or any of the Streamliner trains. All classes of tickets are honored on "The Streamliner, City of Denver". Drivers and Caretakers tickets issued at Kansas City, Mo., are honored on the "City of Salina". Tickets sold account Blind and Attendant, Caretakers or Drivers, CCC and Circus or Show Scrip will not be honored on the Los Angeles Limited or the San Francisco Overland Limited except that Caretakers or Drivers tickets will be honored between Chicago and points west of the California-Nevada state line on the San Francisco Overland Limited.

The Federal Revenue Tax Act imposes a tax of five per cent on the amount paid for all transportation within the United States or from and to points outside of the United States. Fares quoted in this folder do not include federal tax.

No person, who because of mental, physical or other disability, is incapable of caring properly for himself or herself will be received as a passenger unless accompanied by a competent attendant, and no contract for transportation or ticket purchased by or for such a person in contravention of this rule shall be valid.

Adjustment of Fares. In case of dispute with Conductors or Agents, pay the fare required, take receipt and write to the General Passenger Traffic Manager, Union Pacific Railroad, Omaha, Nebraska.

Limit on Tickets. All standard local and interline one-way tickets will be limited to 30 days in addition to date of sale. Stop-overs will be allowed at all points within limit, upon application to conductor without deposit of ticket.

Redemption of Tickets. Tickets unused, or partly used, will be redeemed under tariff regulations at proper value, after deducting proper tariff charges for service rendered thereon.

Side Trips: Arrangements are in effect whereby passengers may obtain side trips to Colorado Springs, Salt Lake City, Cedar City, Utah, Boulder City, Nev. (entrance to Boulder Dam area), Ketchum, Idaho, (Sun Valley), Seattle and Tacoma on certain tickets without additional charge.

Ask your Local Ticket Agent or Union Pacific representative for details regarding stop-overs, side trips and optional routes.

Baggage Maximums. For passengers presenting full standard ticket, 150 pounds; half ticket, 75 pounds. Free allowances subject to tariff stipulations as to contents, weight, value and size. For Around-the-World and Trans-Pacific passengers, 350 pounds of baggage, not exceeding \$100.00 in value, may be checked without additional charge for each adult ticket, and 175 pounds not exceeding \$50.00 in value for each child traveling on half ticket.

EXCEPTIONS:—Any single piece of baggage, any dimension of which exceeds 72 inches, any that weighs over 300 pounds, or any single shipment valued in excess of \$2,500.00 will not be accepted in baggage service.

Baggage Valuation. Checkable baggage consists of wearing apparel, toilet articles (except liquids) and such personal effects as the passenger may need for use and comfort while on the journey. *Dishes, glassware, liquids, radios, etc., are not checkable and should not be included in baggage. Cedar chests will not be accepted as containers of checkable baggage.*

Passengers are urged, for the convenience and comfort of themselves and others on the train, to check all of their hand baggage except that actually needed for personal use enroute. It will be given best of care in the baggage car and be quickly available at the end of the journey.

See footnote at bottom of page 6 regarding a distinctive tag for each piece of baggage to be handled on certain Streamliner Trains.

The value of baggage must be declared at time of checking on prescribed form in passenger's own handwriting. Checkable baggage should be enclosed in strong locked containers and be plainly marked with name and permanent address of owner.

Railroads will not be responsible for loss or damage to articles not properly checkable as baggage, or damage caused to legitimate baggage thereby.

Air-conditioned Trains. Air-conditioned cars have been assigned to regular sections of trains as indicated on pages 8 to 27 of this folder. Every effort is made to provide such cars as specified, but the right is reserved to use non-air-conditioned cars in these trains when traffic or operating necessities require them.

Lost Articles should be inquired for by addressing H. C. Forgy, Supervisor, Mail and Baggage Traffic, Union Pacific Railroad, Omaha, Nebraska.

Raising Grade of Ticket. Provided space desired in sleeping cars is available passengers holding tickets good in coaches may have the grade of their ticket increased to intermediate class good in tourist sleeping cars or to first class good in standard sleeping cars on additional collection. Likewise if they hold intermediate class ticket and desire to use standard sleeper, they may have the grade of such ticket increased to first class on additional charge. Consult Ticket Agent or Conductor enroute for full information about this arrangement.

Stopping Trains on Signal. Where trains are scheduled to stop only on Flag or Signal, advance notice should be given to Agent or Conductor, as the case may be, so that necessary arrangements may be perfected.

Parmelee Transportation Co. Passenger and Baggage Transfer in Chicago. A former agent of Parmelee Transportation Company will be on incoming trains or at Chicago Passenger Stations near the train gates to arrange for the transfer of passengers and baggage to other railroad stations or to loop hotels; also for delivery of baggage to any address in Chicago, and some suburbs.

Passengers holding through tickets and wishing to visit in Chicago between trains, may, on arrival in Chicago, deliver their hand baggage to Parmelee Company's Agent and secure claim check for it. The baggage will be transferred to the parcel room of the station from which departure will be made and should be claimed on presentation of the claim check. The charge, on presentation of transfer coupon, including the parcel room fee for the first 24 hours, is only 10c for each of the first three pieces and 35c for each additional piece over three.

Western Union Telegraph Offices are maintained at all stations, enabling passengers to communicate conveniently at any time with home or business anywhere. Telegram blanks in Pullman cars.

Some Safety Suggestions. Thoughtfulness for your own welfare increases your safety; courtesy toward your fellow travelers enhances the pleasure of your journey. Don't try to get on or off a moving train; let the trainmen stop it for you. Keep hand baggage out of car aisles; all except very heavy parcels may be put in the overhead racks. You may ask the trainmen to handle your baggage for you. This will add to your convenience, and remove a cause of annoyance, possibly of accidents, to others. Don't put your hands or head out of open windows, or throw articles therefrom. If you raise your window see that it is securely latched. Walk carefully when entering or leaving train; high heeled shoes are sometimes a cause of tripping or stumbling on car steps. Don't stand or walk close to the railroad track; and look both ways before starting across.

Pullman Exclusive Occupancy Rate. For Pullman rates and information about exclusive occupancy of sections, bedrooms, drawing-rooms and compartments by one person, see table of Pullman rates on pages 60 and 61. Consult Agent or Pullman Company employes for particulars.

Union Pacific Rail Tickets Good Optionally on Buses of Interstate Transit Lines or Union Pacific Stages, Inc. Tickets good for passage over Union Pacific rail lines between any two points between which the Interstate Transit Lines or Union Pacific Stages, Inc. furnish motor bus service will be honored on motor buses with some exceptions. Consult Agent.

In cases where the Interstate Transit Lines or Union Pacific Stages, Inc. do not parallel the Union Pacific but reach a point located on a branch line of the Union Pacific, rail tickets will be honored to such branch line point by Union Pacific Railroad and from such point by the Interstate Transit Lines or Union Pacific Stages, Inc., or the reverse; provided published round trip rail side trip fare or double local is collected from main line junction and side trip rail coupons are attached to the through ticket.

This applies to all classes of tickets—one-way or round trip—except Caretakers or Drivers tickets, tickets endorsed "Railroad Special Rate Order", or tickets endorsed "not good on Motor Bus." Ask agent for particulars.

Mileage on mile posts reads from Council Bluffs, Iowa, legal eastern terminus of the Union Pacific. Mileage in this folder is shown from Omaha because passengers (for operating reasons) transfer at that point, unless traveling in through trains or cars. This accounts for the difference of 2 or 3 miles between mile post and time table mileage in certain instances.

Not Responsible. The Union Pacific Railroad is not responsible for errors in time tables, inconvenience or damage resulting from delayed trains or failure to make connections; schedules, consists and designations of trains shown herein are subject to change without notice. No responsibility is assumed for unchecked articles left in stations or cars.

STEAMSHIP CONNECTIONS

ALASKA CRUISES —

ALASKA STEAMSHIP COMPANY
H. N. Peterson, *Passenger Traffic Mgr.*
Pier One, Seattle, Wash.

CANADIAN NATIONAL STEAMSHIPS
Vancouver, B. C.

NORTHLAND TRANSPORTATION CO.
I. J. James, *General Passenger Agent*
Pier 5, Seattle, Wash.

UNION STEAMSHIP LTD. OF B. C.
G. A. Rushton, *Traffic Manager*
Ft. Carrall St., Vancouver, B. C.

CARIBBEAN CRUISES —

UNITED STATES LINES
One Broadway, New York City, N. Y.

GREAT WHITE FLEET
111 W. Washington, St., Chicago, Ill.

GRACE LINE
10 Hanover, New York City, N. Y.

SOUTH AMERICAN CRUISES —

MOORE-McCORMACK LINES
5 Broadway, New York City, N. Y.

ORIENT CRUISES —

OSAKA SYOSEN KAISYA
Edwin A. Gardner, *General Passenger Agent*
621 So. Hope St., Los Angeles, Calif.

NIPPON YUSEN KAISYA
500 California St., San Francisco, Calif.

MATSON NAVIGATION COMPANY
215 Market, San Francisco, Calif.

AMERICAN PRESIDENT LINES
Hugh MacKenzie, *V. P. Passenger Traffic*
311 California St., San Francisco, Calif.

ROUND TRIP RAIL FARES

Quoted by the Union Pacific Railroad October 28, 1941. Charges shown do not include federal tax. For information only and subject to change without notice.

Table with 18 columns: TO, FROM, and fare categories for four destinations: Los Angeles, San Diego, San Francisco, California; Portland, Oregon; Tacoma, Seattle, Washington; Spokane, Walla Walla, Washington; Lewiston, Idaho; Ogden, Salt Lake City, Utah. Each category includes 3 Months Limit and 6 Mos. Limit sub-headers, and each sub-header lists Stnd'rd, Stnd'rd Inter-mediate, and Coach Inter-mediate fares.

ROUND TRIP RAIL FARES

Quoted by the Union Pacific Railroad October 28, 1941. Charges shown do not include federal tax. For information only and subject to change without notice.

TO

Sun Valley, Idaho Ketchum, Idaho
West Yellowstone Montana and Victor, Idaho (A)
Cedar City, Utah To Zion, Bryce and Grand Canyon Nat'l Parks (A)
West Yellowstone Cedar City Combined Tours (A)
Denver, Colorado



FROM

Table with columns for TO (Destination), FROM (Origin), and various fare types including 3 Months Limit, 21 Day Limit, 3 Mos. Limit, 6 Mos. Limit, and Oct. 31st Limit. Rows list numerous cities from Aberdeen, S.D. to Youngstown, Ohio.

Explanation of Symbols on pages 58 and 59

- * Applies one way via Omaha and one way via Northern Lines.
* Applies to Los Angeles and San Diego. Fares to San Francisco slightly higher.
* Applies only to Portland. Fares to Tacoma or Seattle slightly higher.
* Fare to Walla Walla slightly lower.
^ Via St. Louis, Mo.
* Fare slightly higher via Richmond Fredericksburg and Potomac R. R.
* Via Kansas City.
* On sale May 15 to October 15, 1941 inclusive, and during same period of succeeding years.
* On sale June 1 to September 7, 1941 inclusive, and during same period of succeeding years.
^ Applies from St. Paul: from Minneapolis first class \$40.05, Coach \$32.10.
* On sale May 15 to September 30, 1941 inclusive, and during same period of succeeding years.
† Via Chicago.
(A) Rail fare only. Does not include Motor Bus Tours through the Park.
ASK AGENT FOR FARES FROM CITIES NOT LISTED
See Pages 60 and 61 for Sleeping Car Rates.

PASADENA, CALIF.—Union Pacific Station 205 W. Colorado St.—Ph. *Sycamore 8-1107*
 T. L. VOGEL..... General Agent
 R. J. SHEEHAN..... City Passenger Agent
 W. H. LINDSEY..... Passenger and Freight Traffic Agent
 PHILADELPHIA, PA.—904 Girard Trust Bldg., Broad St. & So. Penn Sq.—
 MORTON MANN..... General Agent
 L. J. MCKERNAN..... City Passenger Agent
 THOMAS CLIFT..... Traveling Freight and Passenger Agent
 T. M. J. FRITZ..... Traveling Freight and Passenger Agent
 FREDERIC S. PERLEY..... Sun Valley Representative
 PITTSBURGH, PA.—216 Oliver Bldg., Smithfield Street and Sixth Avenue—
 JOHN D. CARTER..... General Agent
 GREGG W. COOK..... District Passenger Agent
 C. O. HASENFRITZ..... Traveling Freight and Passenger Agent
 HARRY M. BACK..... City Passenger Agent
 POMONA, CALIF.—Union Pacific Passenger Station—
 P. L. MORGAN..... Passenger and Freight Traffic Agent
 PORTLAND, ORE.—751 Pittock Block—
 H. E. LOUNSBURY..... Traffic Manager
 C. W. EVERS..... Assistant Traffic Manager
 J. C. CUMMING..... General Passenger Agent
 G. L. LEONARD..... General Agent, Freight Department
 SAM D. ALLEN..... Traveling Passenger Agent
 W. D. CROOKES..... Sun Valley Representative
 W. D. LOOMIS..... District Baggage Agent
 City Ticket Office, 701 S. W. Washington Street—
 Phone *Broadway 7771*
 N. B. FALLAS..... General Agent, Passenger Department
 S. J. MCCLURE..... City Ticket Agent
 R. E. WURSTER..... City Passenger Agent
 J. B. O'HARE..... City Passenger Agent
 O. M. HANSEN..... City Passenger Agent
 M. W. LIXINS..... City Passenger Agent
 WM. S. RUSH..... City Passenger Agent
 REDLANDS, CALIF.—6 Orange Street, Fisher Building—
 Phone *5311*
 RALPH E. TUTTLE..... Passenger and Freight Traffic Agent
 RENO, NEV.—200 Lyon Bldg., Second and Center Streets—
 Phone *Reno 4831*
 E. E. LARKIN..... General Agent
 RIVERSIDE, CALIF.—Union Pacific Pass. Station, 7th & Vine Sts.—
 Phone *626*
 W. H. SHOOK..... General Agent
 W. H. MCPHERSON..... Traveling Freight and Passenger Agent
 ST. JOSEPH, MO.—City Ticket Office, 517 Francis Street—
 Phone *2-5455*
 F. F. ROBINSON..... General Freight and Passenger Agent
 F. X. SCROENBERG..... Passenger and Ticket Agent
 J. W. MARTIN (Hastings, Nebr.)..... Traveling Freight and Passenger Agent
 ST. LOUIS, MO.—1223 Ambassador Bldg., 411 North 7th St.—
 Phone *Chestnut 7762*
 W. W. HOTT..... General Agent
 C. F. SCROENING..... City Passenger Agent
 N. M. REBMAN..... Traveling Passenger Agent
 F. L. REDFERN..... Traveling Freight and Passenger Agent
 D. J. NELSON..... Traveling Passenger Agent
 SACRAMENTO, CALIF.—217 Forum Bldg., 1107 Ninth St.—
 Phone *2-1025*
 F. A. FOX..... General Agent
 H. C. LAMBERT..... Traveling Freight and Passenger Agent
 H. C. DARNER (Astoria, Calif.)..... Traveling Freight and Passenger Agent
 B. P. COSTELLO (Klamath Falls, Ore.)..... Traveling Freight and Passenger Agent
 SALINA, KANS.—Third and Ash Streets—
 Phone *297*
 J. M. BROWN..... General Agent
 SALT LAKE CITY, UTAH—Union Pacific Bldg. No. 10 Main St.
 Phone *3-1544*
 B. W. HANSON..... Traffic Manager
 City Ticket Office, Hotel Utah, Main & S. Temple Sts.,
 Phone *3-1544*
 C. H. SALT MARSH..... General Agent, Passenger Department
 W. J. THOMAS..... District Passenger Agent
 E. A. OLSON..... City Ticket Agent
 F. L. MCKEAN..... City Passenger Agent
 KENNETH E. KNAPP..... City Passenger Agent
 ROYAL R. CHAMBERLAIN..... Traveling Passenger Agent
 JUNE M. FORSHA..... Passenger Representative
 J. J. CUMMINS..... Depot Passenger Agent
 D. H. VOLTZ..... General Agent, Freight Department

SAN DIEGO, CALIF.—City Ticket Office, 320 Broadway—
 Phone *Franklin 7211*
 R. C. BREMMER..... General Agent
 E. H. HODGINS..... District Freight and Passenger Agent
 SAN FRANCISCO, CALIF.—City Ticket Office, at Geary and Powell Sts.,
 Phone *2-1025*
 W. H. OLIN..... Traffic Manager
 H. W. HICKS..... General Agent, Passenger Department
 C. H. MERTENS..... City Ticket Agent
 L. A. WYBARGER..... Traveling Freight and Passenger Agent
 E. A. ODELL..... City Passenger Agent
 R. J. KENNEDY (Santa Rosa, Calif.)..... Traveling Freight and Passenger Agent
 J. L. TOTTON..... General Agent, Freight Department
 SAN JOSE, CALIF.—205 1st Nat. Bk. Bldg., Santa Clara & 1st Sts.—
 Phone *Ballard 1634*
 R. M. RITCHIEY..... General Agent
 B. C. CROOK (Salinas, Calif.)..... Traveling Freight and Passenger Agent
 F. C. BELL..... Traveling Freight and Passenger Agent
 SAN PEDRO, CALIF.—City Ticket Office, 808 South Pacific Ave.—
 Phone *5285*
 J. V. CONNETT..... General Agent
 JOHN M. GARNER..... City Freight and Passenger Agent
 C. W. BURTON..... City Freight and Passenger Agent
 SANTA ANA, CALIF.—City Ticket Office—305 North Main Street—
 Phone *1877*
 WALTER DITTMER..... General Agent
 H. E. FERGUSON..... City Freight and Passenger Agent
 SANTA MONICA, CALIF.—307 Santa Monica Boulevard—
 Phone *31213*
 S. G. FROST..... General Agent
 JAMES K. MURRAY..... City Passenger Agent
 P. J. PAYNE..... City Freight and Passenger Agent
 SEATTLE WASH.—204 Union Station, 4th Avenue & Jackson St.—
 Phone *Elliott 6933*
 H. M. WEST..... Assistant Traffic Manager
 P. A. AULENBACHER..... General Agent, Freight Department
 RAY S. ELLIOTT..... Traveling Freight and Passenger Agent
 City Ticket Office—1403 Fourth Avenue—
 Phone *Elliott 6933*
 A. L. IVES..... General Agent, Passenger Department
 C. L. SPEAR..... City Passenger Agent
 F. R. STERN..... City Passenger Agent
 SIOUX CITY, IOWA—405 Commerce Bldg., 520 Neb. St.—
 Phone *5-5323*
 M. B. MOORE..... General Agent, Freight Department
 SPOKANE, WASH.—City Ticket Office—727 Sprague Ave., Corner Post St.—
 Phone *4121*
 H. M. ADKINS..... General Agent
 W. H. AHLGIM, JR..... City Passenger Agent
 W. O. BALDWIN..... Traveling Passenger Agent
 WILLIAM BELL..... Trav. Fht. & Pasgr. Agt., 818-16th Ave. West, Calgary, Canada
 Phone *R-1170*
 SUN VALLEY, IDAHO—
 Phone *Halley 215*
 W. H. WATSON..... Transportation Agent
 TACOMA, WASH.—City Ticket Office, 114 South Ninth St.—
 Phone *Broadway 2275*
 JOHN W. PADDEN..... General Agent
 A. A. BRUSH..... City Passenger Agent
 PERRY A. COLE..... Traveling Passenger Agent
 V. E. BUCHANAN (Lovevlew, Wash.)..... Traveling Freight and Passenger Agent
 TORONTO, ONT.—201-2 Canadian Pacific Bldg., 69 Yonge St.—
 Phone *Elgin 4555*
 W. W. CREIGHTON..... General Agent
 TULSA, OKLA.—823 Kennedy Bldg., 321 South Boston St.—
 Phone *2889*
 L. B. BRADLEY..... General Agent
 SAM REINHARDT..... Traveling Freight and Passenger Agent
 WALLA WALLA, WASH.—1st. Nat'l Bank Bldg., 2nd & Alder Sts.—
 Phone *50*
 J. H. CUNNINGHAM..... General Agent
 L. E. MCHARGUE..... City Freight and Passenger Agent
 J. I. PURDY (Pendleton, Ore.)..... Traveling Freight and Passenger Agent
 WASHINGTON, D.C.—300 National Press Bldg., F & 14th Sts., N. W.—
 Phone *30*
 HOWARD B. BLANCHARD..... Washington Representative
 GAYLOR F. ALLEN..... District Freight and Passenger Agent
 J. E. LUNDQUIST..... District Freight and Passenger Agent
 WINSTON-SALEM, N.C.—632 Reynolds Bldg., 4th and Main Sts.—
 Phone *4851*
 J. O. DUCKETT..... Traveling Freight and Passenger Agent
 YAKIMA, WASH.—Union Pacific Building, 104 W. Yakima Ave.—
 Phone *4151*
 L. P. MCARTHUR..... General Agent
 C. E. TOMPKINS..... Traveling Freight and Passenger Agent

C. J. COLLINS
 Passenger Traffic Manager
 OMAHA, NEBR.

F. W. ROBINSON
 Vice-President—Traffic
 OMAHA, NEBR.

W. S. BASINGER
 General Passenger Traffic Mgr.
 OMAHA, NEBR.

DEPARTMENT OF TOURS (UNION PACIFIC RAILROAD—CHICAGO & NORTH WESTERN RY.) 148 So. Clark Street, Chicago, Ill.

JOHN C. POLLOCK, Manager

(See Department of Tours Advertisement on Page 41.)

Union Pacific Trains Use These Stations

Boise, Idaho: Union Pacific Station.
 Butte, Montana: Union Station, 820 East Front Street.
 Cheyenne, Wyoming: Union Pacific Station, 15th Street at Capitol Avenue.
 Chicago, Illinois: C. & N. W. Terminal, Canal and Madison Streets.
 Denver, Colorado: Union Station, Foot of Seventeenth Street.
 Kansas City, Mo.: Union Station, Main Street and Union Station Plaza.
 Los Angeles, Calif.: Los Angeles Union Passenger Terminal, Alameda and Aliso Streets.
 Oakland, Calif.: Southern Pacific 16th Street Station, Foot of 16th Street.
 Oakland Pier, Calif.: Southern Pacific Terminal.
 Ogden, Utah: Union Station, 25th and Wall Streets.
 Olympia, Wash.: Union Pacific Station, Corner 4th Avenue and Adams Street.
 Omaha, Nebraska: Union Station, 10th and Marcy Streets.
 Pendleton, Oregon: Union Pacific Station, Corner Main and Railroad Sts.

Pocatello, Idaho: Union Pacific Station, Foot of West Bonneville Street.
 Portland, Oregon: Union Station, Sixth and Johnson Streets.
 Riverside, Calif.: Union Pacific Station, 7th and Vine Streets.
 San Bernardino, Calif.: Union Station, West Third Street.
 San Francisco, Calif.: Ferry Depot, Foot of Market Street.
 Salina, Kansas: Union Station, 400 North 13th Street.
 Salt Lake City, Utah: Union Pacific Station, South Temple and Third West Streets.
 Seattle, Wash.: Union Station, 4th Avenue, South, and Jackson Street.
 Spokane, Wash.: Union Station, Corner Trent Avenue and Washington Street.
 St. Louis, Mo.: Union Station, 18th and Market Streets.
 Tacoma, Wash.: Union Station, 1713 Pacific Avenue.
 Topeka, Kansas: Union Pacific Station, Railroad and North Jackson Streets.
 Yakima, Wash.: Union Pacific Station, West Yakima and South Second Ave.

TRAIN-AUTO SERVICE

If you've ever said: "I'd much rather travel by train, but I need a car when I arrive at my destination," here's news that will interest you. There is now available in many of the larger cities and towns along the Union Pacific and other western railroads, a new, convenient, time-saving **TRAIN-AUTO Service**.

This means you can now combine the speed, safety and comfort of Union Pacific train service with the convenience of automobiles, for local use. When buying your railroad transportation, simply ask your Union Pacific ticket agent or representative to wire ahead to any of the points where this service is maintained and reserve an automobile for you. Then, when you arrive at your destination, a current model, five-passenger sedan, conventional in appearance and without identification signs of any kind, will be yours for as long as you need it.

And—the cost is moderate per mile, per hour, per day or per week. The low rental charge includes gas, oil, maintenance and insurance protection. For the ultimate in travel convenience and economy—ask for information on Union Pacific's **TRAIN-AUTO Service**.

UNION PACIFIC RAILROAD

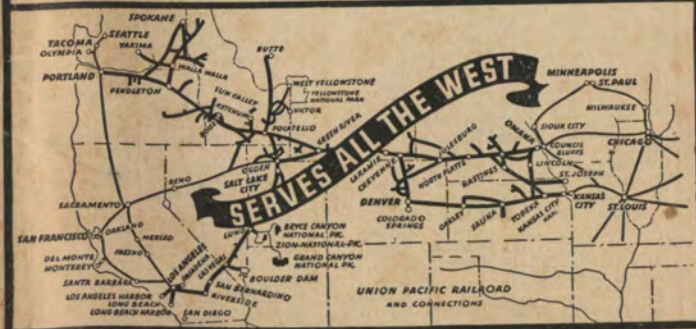
Time Tables



SHIP AND RIDE UNION PACIFIC

UNION PACIFIC RAILROAD

Time Tables



SHIP AND RIDE UNION PACIFIC