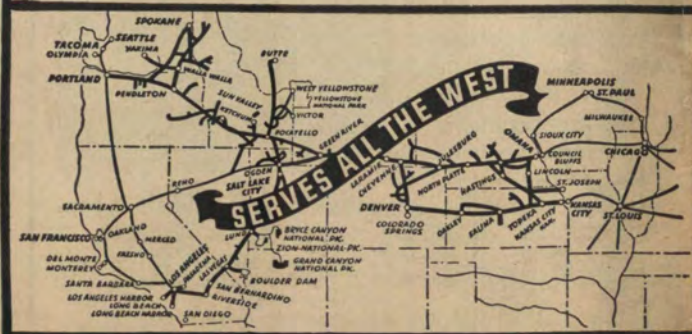


UNION PACIFIC RAILROAD

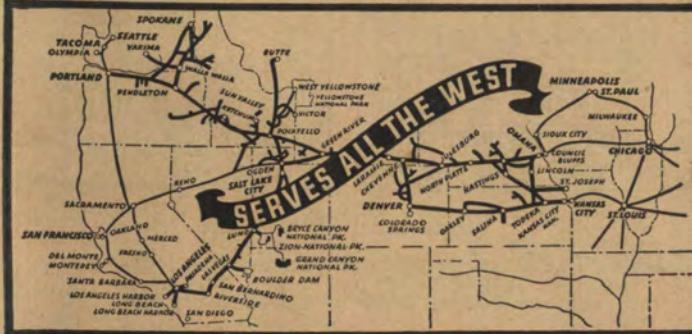
Time Tables



SHIP AND RIDE UNION PACIFIC

UNION PACIFIC RAILROAD

Time Tables



SHIP AND RIDE UNION PACIFIC



A complete
dinner for
35¢

UNION PACIFIC'S
ALL COACH PULLMAN-TOURIST
SLEEPING CAR TRAIN
BETWEEN CHICAGO AND
CALIFORNIA

The **Challenger**
"EVERYBODY'S LIMITED"

See
**BOULDER
DAM**
and
Lake Mead
En Route



Add an extra thrill to your trip to or from California by seeing this world famous engineering feat and beautiful Lake Mead, huge 100-mile long reservoir above the dam. Convenient stop-over. All-expense tour from Las Vegas, Nevada, for as little as \$4.65

Thousands have discovered that *THE CHALLENGER* combines travel economy and comfort to a degree they did not dream was possible. Substantial breakfasts for only 25¢; lunches for 30¢; complete dinners for 35¢ are served in the attractive dining car . . . There is porter service in the coaches; free pillows and soft blue night lights Women and children can enjoy the privacy of their own de luxe coaches . . . A Stewardess, who is also a registered-nurse, is in attendance . . . Comfortable Pullman-Tourist Sleeping Cars assure restful sleep. Every car is air-conditioned.

Westbound *THE CHALLENGER* leaves Chicago at 10:20 p. m. daily. Eastbound *THE CHALLENGER* leaves Los Angeles at 8:05 p. m. daily.

\$57.35 in coaches between Chicago and Los Angeles, Calif. or Portland, Ore., and return.

\$68.80 in Pullman Tourist Sleepers (berth extra), between Chicago and Los Angeles, Calif. or Portland, Ore., and return.



THE PROGRESSIVE
UNION PACIFIC RAILROAD
Road of the Streamliners

General Index

Section	Page	Section	Page
General Information	2	Branch Lines in Montana	33
Index to Union Pacific Stations	3 to 5	Branch Lines in Oregon	34, 35, 36 and 37
Streamliner Time Tables	6	Branch Lines in Washington	35, 36 and 37
Condensed Time Tables	7 to 9	Bonneville Dam Information	37
Equipment of Through Trains	10 to 13	Branch Lines in Nevada	34, 38 and 39
Main Line Train Schedules	14 to 29	Branch Lines in California	38 and 39
Union Pacific Historical Museum	20	Department of Tours Service	38
Map of Union Pacific Railroad and Connections	24 and 25	Connecting Line Train Service	39 to 41
Winter Excursion Fares	26	Connecting Steamship Lines	42
Branch Lines in Nebraska	30 and 31	Pullman Sleeping Car Rates	44
Branch Lines in Kansas	30, 31 and 32	Coach Meals and Dining Car Menus	45
Branch Lines in Colorado	32	Union Pacific Traffic Representatives	46 and 47
Branch Lines in Wyoming	31 and 32	Handy Calendar	47
Branch Lines in Utah	32, 33, 38 and 39	Sun Valley Lodge, Ketchum, Idaho	47
Branch Lines in Idaho	33, 34, 35, 36 and 37	The Challenger Information	Cover

GENERAL INFORMATION

Not Responsible. The Union Pacific Railroad is not responsible for errors in time tables, inconvenience or damage resulting from delayed trains or failure to make connections; schedules herein are subject to change without notice.

Buy Tickets before boarding trains and avoid payment of extra charge.

Ticket Offices at all local stations open thirty minutes before departure of passenger trains, affording passengers ample time to procure tickets and get baggage checked before departure of train. Station baggagemen are required to examine tickets before checking baggage. Before entering a train passengers should ascertain from the Ticket Agent or Trainmen whether the train stops at the station which is their destination, in order that no mistakes may occur at Flag or Signal stations.

Persons desiring Coupon Tickets at stations where not regularly sold can obtain them by giving Ticket Agent sufficient notice to enable him to procure them in advance.

Children under 5 years of age free, when accompanied by parent or guardian; 5 years of age and under 12, one-half fare; 12 years of age or over, full fare.

Special Fare Tickets sold at reduced fares account charity, railroad employe, DVS, VAH, CCC, CCCC, FERA, etc., are not honored on the Los Angeles Limited, the San Francisco Overland Limited, or on any of the Streamliner trains. Clergy tickets are honored in coaches only, on "The Streamliner, City of Denver", but not on any other Streamliner train.

Adjustment of Fares. In case of dispute with Conductors or Agents, pay the fare required, take receipt and write to the Passenger Traffic Manager, Union Pacific Railroad, Omaha, Nebraska.

Limit on Tickets. All standard local and interline one-way tickets will be limited to 30 days in addition to date of sale. Stop-overs will be allowed at all points within limit, upon application to conductor without deposit of ticket.

Redemption of Tickets. Tickets unused, or partly used, will be redeemed under tariff regulations at proper value, after deducting proper tariff charges for service rendered thereon.

Stopping Trains on Signal. Where trains are scheduled to stop only on Flag or Signal, advance notice should be given to Agent or Conductor, as the case may be, so that necessary arrangements may be perfected.

Side Trips: Arrangements are in effect whereby passengers may obtain side trips to Colorado Springs, Salt Lake City, Cedar City, Utah, Boulder City, Nev. (entrance to Boulder Dam area), Ketchum, Idaho, (Winter Sports Resort), Seattle and Tacoma on certain tickets without additional charge.

Ask your Local Ticket Agent or Union Pacific representative for details regarding stop-overs, side trips and optional routes.

Baggage Maximums. For passengers presenting full standard ticket, 150 pounds; half ticket, 75 pounds. Free allowances subject to tariff stipulations as to contents, weight, value and size. For around-the-world and Trans-Pacific passengers, 350 pounds of baggage, not exceeding \$100.00 in value, may be checked without additional charge for each adult ticket, and 175 pounds not exceeding \$50.00 in value for each child traveling on half ticket.

EXCEPTIONS:—Any single piece of baggage, any dimension of which exceeds 72 inches, any that weighs over 300 pounds, or any single shipment valued in excess of \$2,500.00 will not be accepted in baggage service.

Baggage Valuation. Checkable baggage consists of wearing apparel, toilet articles (except liquids) and such personal effects as the passenger may need for use and comfort while on the journey. Dishes, glassware, liquids, etc., are not checkable and should not be included in baggage. Cedar chests will not be accepted as containers of checkable baggage.

Passengers are urged, for the convenience and comfort of themselves and others on the train, to check all of their hand baggage except that actually needed for personal use enroute. It will be given best of care in the baggage car and be quickly available at the end of the journey.

The value of baggage must be declared at time of checking on prescribed form in passenger's own handwriting. Checkable baggage should be enclosed in strong locked containers and be plainly marked with name and permanent address of owner. Passengers will not be permitted to declare valuation in excess of \$25.00 when baggage is in unlocked containers.

Railroads will not be responsible for loss or damage to articles not properly checkable as baggage, or damage caused to legitimate baggage thereby.

Lost Articles should be inquired for by addressing Supervisor, Mail and Baggage Traffic, Union Pacific Railroad, Omaha, Nebraska.

No Responsibility Is Assumed for unchecked articles left in stations or cars.

Air-conditioned Trains. Air-conditioned cars have been assigned to regular sections of trains as indicated on pages 10, 11, 12 and 13 of this folder. Every effort is made to provide such cars as specified, but the right is reserved to use non-air-conditioned cars in these trains when volume of traffic or operating necessities require them.

Parmelee Transportation Co. Passenger and Baggage Transfer in Chicago. A uniformed agent of Parmelee Transportation Company will be on incoming trains or at Chicago Passenger Stations near the train gates to arrange for the transfer of passengers and baggage to other railroad stations or to loop hotels; also for delivery of baggage to any address in Chicago, and some suburbs.

Passengers stopping at Chicago between trains and departing from a station other than that at which they arrive may on arrival in Chicago deliver their hand baggage to the Agent of Parmelee Transportation Company at the station, who will issue a claim check for it. The baggage will then be transferred by Parmelee Transportation Company to the parcel check room of the station from which departure will be made and can be claimed at parcel room on presentation of the claim check. A nominal charge including the parcel room fee, will be made for this service.

Western Union Telegraph Offices are maintained at all stations, enabling passengers to communicate conveniently at any time with home or business anywhere. Telegram blanks in Pullman cars.

Some Safety Suggestions. Thoughtfulness for your own welfare increases your safety; courtesy toward your fellow travelers enhances the pleasure of your journey. Don't try to get on or off a moving train; let the trainmen stop it for you. Keep hand baggage out of car aisles; all except very heavy parcels may be put in the overhead racks. You may ask the trainmen to handle your baggage for you. This will add to your convenience, and remove a cause of annoyance, possibly of accidents, to others. Don't put your hands or head out of open windows, or throw articles therefrom. If you raise your window see that it is securely latched. Walk carefully when entering or leaving train; high heeled shoes are sometimes a cause of tripping or stumbling on car steps. Don't stand or walk close to the railroad track; and look both ways before starting across.

Pullman Exclusive Occupancy Rate. For Pullman rates and information about exclusive occupancy of sections, bedrooms, drawing-rooms and compartments by one person, see table of Pullman rates on page 44. Consult Agent or Pullman Company employes for particulars.

Union Pacific Rail Tickets Good Optionally on Buses of Interstate Transit Lines or Union Pacific Stages, Inc. Tickets good for passage over Union Pacific rail lines between any two points between which the Interstate Transit Lines or Union Pacific Stages, Inc. furnish motor bus service will be honored on motor buses with some exceptions. Consult Agent.

In cases where the Interstate Transit Lines or Union Pacific Stages, Inc. do not parallel the Union Pacific but reach a point located on a branch line of the Union Pacific, rail tickets will be honored to such branch line point by Union Pacific Railroad and from such point by the Interstate Transit Lines or Union Pacific Stages, Inc., or the reverse; provided published round trip rail side trip fare or double local is collected from main line junction and side trip rail coupons are attached to the through ticket.

This applies to all classes of tickets—one-way or round trip—except Caretakers or Drivers tickets, tickets endorsed "Government", "CCC", "CCCC", "DVS", "VAH", "Clergy", "Charity", "Railroad Special Rate Order", or tickets endorsed "not good on Motor Bus." Ask agent for particulars.

Mileage on mile posts reads from Council Bluffs, Iowa, legal eastern terminus of the Union Pacific. Mileage in this folder is shown from Omaha because passengers (for operating reasons) transfer at that point, unless traveling in through trains or cars. This accounts for the difference of 2 or 3 miles between mile post and time table mileage in certain instances.

INDEX TO UNION PACIFIC STATIONS

Each Time Table is numbered. The numbers opposite the Stations are the numbers of the time tables in which the stations are shown.
Stations marked ■ are located on Divisions indicated by table numbers, but are not shown in folders tables.

Table No.	Table No.	Table No.	Table No.	Table No.	Table No.	Table No.	Table No.	
Aberdeen Idaho. 62	Auburn, Wash. 23	Big Springs, Idaho. 65	Bryce Canyon Park, Ut. (See Cedar City, Ut.)	Champlin, Utah. 21	Cornish, Utah. 32	De Woff, Idaho. 23	Emerald, Wash. 86	
Aberdeen, Wash. 98	Ault, Colo. 30	Big Springs, Neb. 19, 20, 28	Bryman, Calif. 21	Chapman, Kans. E, 29	Corral, Idaho. 72	Dexter, Neb. 23	Emmett, Kans. 37	
Aberdeen Jct., Ida. 62	Austin, Idaho. 64	Big Stranger, Kans. 45	Buck Creek, Kans. 29	Chapman, Nebr. 19, 20, 28, 38	Cortland, Nebr. 37	Diamond, Wash. 83	Emmett, Idaho. 74, 78	
Abilene, Kans. E, 29	Austin, Nebr. 41	Birdwood, Neb. 19, 20, 28	Buckingham, Ida. 78	Chappell, Nebr. 19, 20, 28	Cosgriff, Wash. 23	Diamondville, Wyo. 23	Emory, Utah. 19, 20	
Acequia, Ida. 67, 68	Austin, Ore. 115	Bishop, Wash. 89	Bucoda, Wash. 23	Chard, Wash. 88	Cosmopolis, Wash. 98	Dietrich, Idaho. 23	Enaville, Idaho. 90	
Acoma, Calif. 120	Axtell, Kans. 34	Bismark Grove, Kans. 45	Buda, Nebr. 19, 20, 42	Chase, Calif. 81	Cotatieland, Nebr. 40	Dillon, Mont. 24, 32	Encampment, Wyo. 27	
Acoma, Nev. 21	Ayer, Wash. 6, 9, 13, 15, 25, 26, 80, 82, 88, 89	Bitter Creek, Wyo. 19, 20	Budge, Idaho. 68	Chatolet, Idaho. 92	Cottonwood, Idaho. 89	Dingle, Idaho. 23	Encino, Ore. 23	
Acton, Nev. 21	Azusa, Wyo. 19, 20	Black Buttes, Wyo. 19, 20	Buena, Wash. 86	Chelan, Wash. 23	Coulam, Idaho. 32	Dishman, Wash. 83	Endicott, Wash. 83	
Acton, Wash. 86		Blackfoot, Ida. 24, 32, 62	Buena Vista, Utah 21, 103	Chesung, Colo. 29	Council, Idaho. 85	Divide, Mont. 24, 32	Endicott, Nebr. 34	
Adams, Ore. 81		Black Lake, Idaho. 92	Buffalo Park, Kans. 29	Cherney, Wash. 25, 26, 80	Council Bluffs, Ia. 19	Divide, Wash. 81	Ennis, Wash. 83, 87	
Adams, Utah. 21		Black Rock, Utah. 21	Buhol, Wyo. 19, 20	Cherokee, Wyo. 19, 20	Crocker, Wyo. 23	Dix, Nebr. 19, 20	Enola, Nebr. 39	
Adelaide, Idaho. 23		Black Wolf, Kans. 29	Buik, Colo. 29	Cherry Creek, Utah 58	Crest, Wash. 83	Dodge, Wash. 88	Enterprise, Kans. (see Detroit)	
Adger, Idaho. 23	■ Bach, Idaho. 32	Black Wolf, Kans. 29	Bullen, Idaho. 59	Chester, Idaho. 65	Crestline, Nev. 21	Dodge, Wash. 88	Enterprise, Ore. 84	
Adrian, Colo. 28	■ Bacon, Ore. 23	Black Wolf, Kans. 29	Bunker Hill, Kans. 69	Chester, Wash. 83	Creston, Wyo. 19, 20	Dodson, Ore. 23	Erb, Idaho. 76	
Adrian, Ore. 76	■ Bade, Ore. 83	Black Wolf, Kans. 29	Burley, Ida. 67, 69, 70	Chew, Wash. 26, 80	Crockett, Calif. 22	Donald, Wash. 86	Erdia, Utah. 21	
Afton, Calif. 21	■ Badger, Nebr. 37	Blaine, Idaho. 72	Burnham, Idaho. 72	Cheyenne, Wyo. A, B, C, D, 1, 2, 3, 4, 5, 7, 8, 19, 20, 21, 22, 23, 24, 25, 30, 44	Crook, Colo. 28	Doniphan, Nebr. 84	Erie, Colo. 21	
Agate, Colo. 29	■ Badgad, Colo. 29	Blair, Kans. 34	Burns, Wyo. 19, 20	Cheyenne Wells, Colo. 29	Crooks, Ore. 23	Donovan, Mont. 116	Erie, Nev. 21	
Agnew, Nebr. 37	■ Bailey, Ore. 23	Blakeley, Ore. 83	Burns, Wyo. 19, 20	Chicago, Ill. A, B, C, D, 1, 2, 5, 6, 7, 11, 19, 20, 21, 22, 23, 24, 25, 30, 44	Crozier, Utah. 21	Downey, Idaho. 32	Erskine, Ore. 96	
Aiken, Idaho. 62	■ Baileyville, Kans. 34	Blakes, Ore. 79	Burns, Ore. 77		Crozier, Utah. 21	Downing, Ore. 83	Estas, Wash. 90	
Alkins, Kans. 37	Baker, Calif. 120	Blakes Jct., Ore. 79	Burrison, Utah. 102		Crozier, Utah. 21	Downing, Ore. 83	Estes Park, Colo. 28, 53	
Ajax, Utah. 21	Baker, Ore. 5, 8, 23, 27, 115	Blatt, Idaho. 23	Butt, Nebr. 19, 20		Crozier, Utah. 21	Downing, Ore. 83	Etna, Nev. 21	
Albany, Wyo. 114	Bakers, Utah. 32	Bloom, Utah. 21	Buxton, Mont. 24, 32		Crozier, Utah. 21	Downing, Ore. 83	Eugene, Ore. 15	
Albin, Wyo. 44	■ Balaam, Idaho. 71	Blue Canyon, Calif. 22	Byers, Colo. 29		Crozier, Utah. 21	Downing, Ore. 83	Eureka, Utah. 104	
Albina, Ore. 23	■ Balch, Calif. 21	Blue Mountain, Ore. 83	Byrne, Idaho. 63		Crozier, Utah. 21	Downing, Ore. 83	Eureka Lake, Kans. 29	
Albion, Nebr. 35	■ Balf, Kans. 29	Blue Rapids, Kans. 46	Byron, Nev. 21		Crozier, Utah. 21	Downing, Ore. 83	Evaline, Wash. 23	
Albion, Wash. 82, 91	■ Balzac, Colo. 28	Blue Springs, Nebr. 37			Crozier, Utah. 21	Downing, Ore. 83	Evans, Colo. 30	
Albritton, Ore. 77	■ Bancroft, Idaho. 23	Bly, Calif. 21			Crozier, Utah. 21	Downing, Ore. 83	Evans, Utah. 58	
Alda, Nebr. 19, 20, 28	Banks, Idaho. 74	Boardman, Ore. 23, 26, 27	■ Caberton, Idaho. 74		Crozier, Utah. 21	Downing, Ore. 83	Evansville, Wyo. 5, 8, 1, 2, 3, 4, 19, 20, 21, 22, 30, 31, 32, 33, 34, 35, 36, 37, 38, 39, 40, 41, 42, 43, 44, 45, 46, 47, 48, 49, 50, 51, 52, 53, 54, 55, 56, 57, 58, 59, 60, 61, 62, 63, 64, 65, 66, 67, 68, 69, 70, 71, 72, 73, 74, 75, 76, 77, 78, 79, 80, 81, 82, 83, 84, 85, 86, 87, 88, 89, 90, 91, 92, 93, 94, 95, 96, 97, 98, 99, 100, 101, 102, 103, 104, 105, 106, 107, 108, 109, 110, 111, 112, 113, 114, 115, 116, 117, 118, 119, 120, 121, 122, 123, 124, 125, 126, 127, 128, 129, 130, 131, 132, 133, 134, 135, 136, 137, 138, 139, 140, 141, 142, 143, 144, 145, 146, 147, 148, 149, 150, 151, 152, 153, 154, 155, 156, 157, 158, 159, 160, 161, 162, 163, 164, 165, 166, 167, 168, 169, 170, 171, 172, 173, 174, 175, 176, 177, 178, 179, 180, 181, 182, 183, 184, 185, 186, 187, 188, 189, 190, 191, 192, 193, 194, 195, 196, 197, 198, 199, 200, 201, 202, 203, 204, 205, 206, 207, 208, 209, 210, 211, 212, 213, 214, 215, 216, 217, 218, 219, 220, 221, 222, 223, 224, 225, 226, 227, 228, 229, 230, 231, 232, 233, 234, 235, 236, 237, 238, 239, 240, 241, 242, 243, 244, 245, 246, 247, 248, 249, 250, 251, 252, 253, 254, 255, 256, 257, 258, 259, 260, 261, 262, 263, 264, 265, 266, 267, 268, 269, 270, 271, 272, 273, 274, 275, 276, 277, 278, 279, 280, 281, 282, 283, 284, 285, 286, 287, 288, 289, 290, 291, 292, 293, 294, 295, 296, 297, 298, 299, 300, 301, 302, 303, 304, 305, 306, 307, 308, 309, 310, 311, 312, 313, 314, 315, 316, 317, 318, 319, 320, 321, 322, 323, 324, 325, 326, 327, 328, 329, 330, 331, 332, 333, 334, 335, 336, 337, 338, 339, 340, 341, 342, 343, 344, 345, 346, 347, 348, 349, 350, 351, 352, 353, 354, 355, 356, 357, 358, 359, 360, 361, 362, 363, 364, 365, 366, 367, 368, 369, 370, 371, 372, 373, 374, 375, 376, 377, 378, 379, 380, 381, 382, 383, 384, 385, 386, 387, 388, 389, 390, 391, 392, 393, 394, 395, 396, 397, 398, 399, 400, 401, 402, 403, 404, 405, 406, 407, 408, 409, 410, 411, 412, 413, 414, 415, 416, 417, 418, 419, 420, 421, 422, 423, 424, 425, 426, 427, 428, 429, 430, 431, 432, 433, 434, 435, 436, 437, 438, 439, 440, 441, 442, 443, 444, 445, 446, 447, 448, 449, 450, 451, 452, 453, 454, 455, 456, 457, 458, 459, 460, 461, 462, 463, 464, 465, 466, 467, 468, 469, 470, 471, 472, 473, 474, 475, 476, 477, 478, 479, 480, 481, 482, 483, 484, 485, 486, 487, 488, 489, 490, 491, 492, 493, 494, 495, 496, 497, 498, 499, 500, 501, 502, 503, 504, 505, 506, 507, 508, 509, 510, 511, 512, 513, 514, 515, 516, 517, 518, 519, 520, 521, 522, 523, 524, 525, 526, 527, 528, 529, 530, 531, 532, 533, 534, 535, 536, 537, 538, 539, 540, 541, 542, 543, 544, 545, 546, 547, 548, 549, 550, 551, 552, 553, 554, 555, 556, 557, 558, 559, 560, 561, 562, 563, 564, 565, 566, 567, 568, 569, 570, 571, 572, 573, 574, 575, 576, 577, 578, 579, 580, 581, 582, 583, 584, 585, 586, 587, 588, 589, 590, 591, 592, 593, 594, 595, 596, 597, 598, 599, 600, 601, 602, 603, 604, 605, 606, 607, 608, 609, 610, 611, 612, 613, 614, 615, 616, 617, 618, 619, 620, 621, 622, 623, 624, 625, 626, 627, 628, 629, 630, 631, 632, 633, 634, 635, 636, 637, 638, 639, 640, 641, 642, 643, 644, 645, 646, 647, 648, 649, 650, 651, 652, 653, 654, 655, 656, 657, 658, 659, 660, 661, 662, 663, 664, 665, 666, 667, 668, 669, 670, 671, 672, 673, 674, 675, 676, 677, 678, 679, 680, 681, 682, 683, 684, 685, 686, 687, 688, 689, 690, 691, 692, 693, 694, 695, 696, 697, 698, 699, 700, 701, 702, 703, 704, 705, 706, 707, 708, 709, 710, 711, 712, 713, 714, 715, 716, 717, 718, 719, 720, 721, 722, 723, 724, 725, 726, 727, 728, 729, 730, 731, 732, 733, 734, 735, 736, 737, 738, 739, 740, 741, 742, 743, 744, 745, 746, 747, 748, 749, 750, 751, 752, 753, 754, 755, 756, 757, 758, 759, 760, 761, 762, 763, 764, 765, 766, 767, 768, 769, 770, 771, 772, 773, 774, 775, 776, 777, 778, 779, 780, 781, 782, 783, 784, 785, 786, 787, 788, 789, 790, 791, 792, 793, 794, 795, 796, 797, 798, 799, 800, 801, 802, 803, 804, 805, 806, 807, 808, 809, 810, 811, 812, 813, 814, 815, 816, 817, 818, 819, 820, 821, 822, 823, 824, 825, 826, 827, 828, 829, 830, 831, 832, 833, 834, 835, 836, 837, 838, 839, 840, 841, 842, 843, 844, 845, 846, 847, 848, 849, 850, 851, 852, 853, 854, 855, 856, 857, 858, 859, 860, 861, 862, 863, 864, 865, 866, 867, 868, 869, 870, 871, 872, 873, 874, 875, 876, 877, 878, 879, 880, 881, 882, 883, 884, 885, 886, 887, 888, 889, 890, 891, 892, 893, 894, 895, 896, 897, 898, 899, 900, 901, 902, 903, 904, 905, 906, 907, 908, 909, 910, 911, 912, 913, 914, 915, 916, 917, 918, 919, 920, 921, 922, 923, 924, 925, 926, 927, 928, 929, 930, 931, 932, 933, 934, 935, 936, 937, 938, 939, 940, 941, 942, 943, 944, 945, 946, 947, 948, 949, 950, 951, 952, 953, 954, 955, 956, 957, 958, 959, 960, 961, 962, 963, 964, 965, 966, 967, 968, 969, 970, 971, 972, 973, 974, 975, 976, 977, 978, 979, 980, 981, 982, 983, 984, 985, 986, 987, 988, 989, 990, 991, 992, 993, 994, 995, 996, 997, 998, 999, 1000	

Table with 10 columns (Table No. 1-10) listing various locations and their corresponding table numbers. Locations include states like Idaho, Kansas, Nebraska, and cities like Grand Island, Lincoln, and Omaha. The table is organized into 10 columns, each headed 'Table No.' followed by a list of entries.

Union Pacific STREAMLINER Schedules

THE STREAMLINER, CITY OF PORTLAND

No Extra Fare

BETWEEN CHICAGO-PORTLAND

Westbound Read Down (See NOTE A)

Eastbound Read Up

Same Sailing Dates Each Mo. See Calendar, page 47	Stream- liner No. 1 ①	Table A	Stream- liner No. 2 ②	Same Sailing Dates Each Mo. See Calendar, page 47							
C. & N. W.											
28	22	16	10	4	6.15 Lv Chicago (C.T.) Ill. Ar	9.30	3	9	15	21	27
28	22	16	10	4	8.22 Lv Clinton Iowa Ar	7.15	3	9	15	21	27
28	22	16	10	4	9.38 Lv Cedar Rapids Iowa Ar	5.58	3	9	15	21	27
28	22	16	10	4	11.31 Lv Boone Iowa Ar	4.05	3	9	15	21	27
29	23	17	11	5	1.51 Ar Omaha Neb. Lv	1.45	3	9	15	21	27
Union Pacific											
29	23	17	11	5	2.00 Lv Omaha Neb. Ar	1.35	3	9	15	21	27
29	23	17	11	5	4.01 Lv Grand Island Neb. Lv	11.30	2	8	14	20	26
29	23	17	11	5	5.55 Ar North Platte (C.T.) Neb. Lv	9.44	2	8	14	20	26
29	23	17	11	5	4.56 Lv North Platte (M.T.) Neb. Ar	8.43	2	8	14	20	26
29	23	17	11	5	6.40 Lv Sidney Neb. Lv	6.59	2	8	14	20	26
29	23	17	11	5	8.25 Ar Cheyenne Wyo. Lv	5.25	2	8	14	20	26
29	23	17	11	5	8.35 Lv Cheyenne Wyo. Ar	5.15	2	8	14	20	26
29	23	17	11	5	10.05 Lv Laramie Wyo. Lv	3.55	2	8	14	20	26
29	23	17	11	5	11.52 Lv Rawlins Wyo. Lv	1.59	2	8	14	20	26
29	23	17	11	5	1.58 Lv Green River Wyo. Lv	11.50	2	8	14	20	26
29	23	17	11	5	6.25 Lv Pocatello Ida. Lv	7.15	2	8	14	20	26
29	23	17	11	5	10.37 Lv Boise Ida. Lv	3.04	2	8	14	20	26
30	24	18	12	6	12.30 Ar Huntington (M.T.) Ore. Lv	1.25	2	8	14	20	26
30	24	18	12	6	11.32 Lv Huntington (P.T.) Ore. Ar	12.23	2	8	14	20	26
30	24	18	12	6	3.58 Lv Pendleton Ore. Lv	7.51	1	7	13	19	25
30	24	18	12	6	8.00 Ar Portland Ore. Lv	3.45	1	7	13	19	25

THE STREAMLINER, CITY OF DENVER

BETWEEN CHICAGO-DENVER No Extra Fare

Westbound Read Down (See NOTE A)		Table C		Eastbound Read Up	
Stream- liner No. 111 Daily		C. & N. W.		Stream- liner No. 112 Daily	
6.20 Lv Chicago (C.T.) Ill. Ar	9.23			9.23	
8.27 Lv Clinton Iowa Ar	7.05			7.05	
9.43 Lv Cedar Rapids Iowa Ar	5.48			5.48	
11.37 Lv Boone Iowa Ar	3.59			3.59	
2.01 Ar Omaha Neb. Lv	1.35			1.35	
Union Pacific					
2.10 Lv Omaha Neb. Ar	1.25			1.25	
4.11 Lv Columbus Neb. Lv	12.06			12.06	
4.45 Lv Grand Island Neb. Lv	11.20			11.20	
6.02 Ar Kearney Neb. Lv	10.46			10.46	
6.17 Ar North Platte (C.T.) Neb. Lv	9.35			9.35	
6.17 Lv North Platte (M.T.) Neb. Ar	8.33			8.33	
7.11 Ar Julesburg Colo. Lv	7.30			7.30	
8.33 Ar Sterling Colo. Lv	6.44			6.44	
9.20 Ar La Salle Colo. Lv	5.27			5.27	
	4.45			4.45	

THE STREAMLINER, CITY OF LOS ANGELES

Extra Fare

BETWEEN CHICAGO-LOS ANGELES

Westbound Read Down (See NOTE A)

Eastbound Read Up

Same Sailing Dates Each Mo. See Calendar, page 47	Stream- liner No. 103 ①	Table B	Stream- liner No. 104 ②	Same Sailing Dates Each Mo. See Calendar, page 47							
C. & N. W.											
24	18	12	6	6.15 Lv Chicago (C.T.) Ill. Ar	9.30	5	11	17	23	29	
24	18	12	6	8.22 Lv Clinton Iowa Ar	7.15	5	11	17	23	29	
24	18	12	6	9.38 Lv Cedar Rapids Iowa Ar	5.58	5	11	17	23	29	
24	18	12	6	11.31 Lv Boone Iowa Ar	4.05	5	11	17	23	29	
1	25	19	13	7	1.51 Ar Omaha Neb. Lv	1.45	5	11	17	23	29
Union Pacific											
1	25	19	13	7	2.00 Lv Omaha Neb. Ar	1.35	5	11	17	23	29
1	25	19	13	7	4.01 Lv Grand Island Neb. Lv	11.30	4	10	16	22	28
1	25	19	13	7	5.55 Ar North Platte (C.T.) Neb. Lv	9.44	4	10	16	22	28
1	25	19	13	7	4.56 Lv North Platte (M.T.) Neb. Ar	8.43	4	10	16	22	28
1	25	19	13	7	6.40 Lv Sidney Neb. Lv	6.59	4	10	16	22	28
1	25	19	13	7	8.25 Ar Cheyenne Wyo. Lv	5.25	4	10	16	22	28
1	25	19	13	7	8.35 Lv Cheyenne Wyo. Ar	5.15	4	10	16	22	28
1	25	19	13	7	10.05 Lv Laramie Wyo. Lv	3.55	4	10	16	22	28
1	25	19	13	7	11.52 Lv Rawlins Wyo. Lv	1.59	4	10	16	22	28
1	25	19	13	7	1.58 Lv Green River Wyo. Lv	11.50	4	10	16	22	28
1	25	19	13	7	3.45 Lv Evanston Wyo. Lv	10.08	4	10	16	22	28
1	25	19	13	7	5.20 Ar Ogden Utah Ar	8.35	4	10	16	22	28
1	25	19	13	7	5.30 Lv Ogden Utah Ar	8.25	4	10	16	22	28
1	25	19	13	7	6.05 Ar Salt Lake City Utah Ar	7.47	4	10	16	22	28
1	25	19	13	7	6.10 Lv Salt Lake City (M.T.) Utah Ar	7.42	4	10	16	22	28
1	25	19	13	7	10.27 Lv Caliente (P.T.) Nev. Ar	1.21	4	10	16	22	28
2	26	20	14	8	1.06 Lv Las Vegas Nev. Lv	10.43	3	9	15	21	27
2	26	20	14	8	6.17 Ar San Bernardino Cal. Lv	5.23	3	9	15	21	27
2	26	20	14	8	7.37 Ar East Los Angeles Cal. Lv	4.05	3	9	15	21	27
2	26	20	14	8	8.00 Ar Los Angeles Cal. Lv	3.45	3	9	15	21	27
2	26	20	14	8	8.10 Ar Pasadena Cal. Lv	3.10	3	9	15	21	27
2	26	20	14	8	8.40 Ar Glendale Cal. Lv	2.40	3	9	15	21	27
2	26	20	14	8	8.25 Ar Long Beach Cal. Lv	2.50	3	9	15	21	27
2	26	20	14	8	8.50 Ar San Pedro (P.T.) Cal. Lv	2.15	3	9	15	21	27

THE STREAMLINER, CITY OF SAN FRANCISCO

BETWEEN CHICAGO-SAN FRANCISCO Extra Fare

Westbound Read Down (See NOTE A)		Table D		Eastbound Read Up							
Same Sailing Dates Each Mo. See Calendar, page 47		Stream- liner No. 101 ①		Stream- liner No. 102 ②							
See Calendar, page 47		C. & N. W.		See Calendar, page 47							
29	23	17	11	5	6.15 Lv Chicago (C.T.) Ill. Ar	9.30	4	10	16	22	28
29	23	17	11	5	8.22 Lv Clinton Iowa Ar	7.15	4	10	16	22	28
29	23	17	11	5	9.38 Lv Cedar Rapids Iowa Ar	5.58	4	10	16	22	28
29	23	17	11	5	11.31 Lv Boone Iowa Ar	4.05	4	10	16	22	28
30	24	18	12	6	1.51 Ar Omaha Neb. Lv	1.45	4	10	16	22	28
Union Pacific											
30	24	18	12	6	2.00 Lv Omaha Neb. Ar	1.35	4	10	16	22	28
30	24	18	12	6	4.01 Lv Grand Island Neb. Lv	11.30	3	9	15	21	27
30	24	18	12	6	5.55 Ar North Platte (C.T.) Neb. Lv	9.44	3	9	15	21	27
30	24	18	12	6	4.56 Lv North Platte (M.T.) Neb. Ar	8.43	3	9	15	21	27
30	24	18	12	6	6.40 Lv Sidney Neb. Lv	6.59	3	9	15	21	27
30	24	18	12	6	8.25 Ar Cheyenne Wyo. Lv	5.25	3	9	15	21	27
30	24	18	12	6	8.35 Lv Cheyenne Wyo. Ar	5.15	3	9	15	21	27
30	24	18	12	6	10.05 Lv Laramie Wyo. Lv	3.55	3	9	15	21	27
30	24	18	12	6	11.52 Lv Rawlins Wyo. Lv	1.59	3	9	15	21	27
30	24	18	12	6	1.58 Lv Green River Wyo. Lv	11.50	3	9	15	21	27
30	24	18	12	6	3.45 Lv Evanston Wyo. Lv	10.08	3	9	15	21	27
30	24	18	12	6	5.20 Ar Ogden (MT) Utah Ar	8.35	3	9	15	21	27
Southern Pacific											
30	24	18	12	6	4.30 Lv Ogden (P.T.) Utah Ar	7.25	3	9	15	21	27
31	25	19	13	7	1.11 Ar Reno Nev. Lv	10.25	2	8	14	20	26
31	25	19	13	7	5.37 Ar Sacramento Cal. Lv	5.50	2	8	14	20	26
31	25	19	13	7	7.08 Ar Berkeley Cal. Lv	4.23	2	8	14	20	26
31	25	19	13	7	7.16 Ar Oakland (16th St.) Cal. Lv	4.16	2	8	14	20	26
31	25	19	13	7	7.52 Ar San Fran. (P.T.) Cal. Lv	3.40	2	8	14	20	26

THE STREAMLINER, CITY OF SALINA

BETWEEN KANSAS CITY-TOPEKA-SALINA No Extra Fare

Westbound Read Down		Table E (Central Time)		Eastbound Read Up	
Stream- liner No. 99 Daily		Stream- liner No. 105 Daily		Stream- liner No. 100 Daily	
				Stream- liner No. 106 Daily	
4.00	11.00	Lv Kansas City Un. Pac.	Mo. Ar	10.30	1.38
f 4.05	11.05	Lv Kansas City Kan.	Ar	f 10.22	f 1.32
4.42	11.42	Lv Lawrence Kan.	Ar	9.46	12.55
5.12	12.08	Lv Topeka Kan.	Ar	9.18	12.30
5.12		Lv Topeka Ar	Ar	9.18	
①		Lv St. Mary Kan.	Ar	①	
f 5.47		Lv Wamego Kan.	Ar	f 8.38	
6.02		Lv Manhattan Kan.	Ar	8.22	
6.30		Lv Junction City Kan.	Ar	7.55	
①		Lv Chapman Kan.	Ar	①	
6.58		Lv Abilene Kan.	Ar	7.27	
②		Lv Solomon Kan.	Ar	②	
7.30		Lv Salina Un. Pac. Kan.	Lv	7.00	

NOTE A: See pages 10-13 for equipment carried on Streamliners; page 44 for Pullman rates.

● Reservations for space, Pullman or coach, should be applied for as much in advance as possible. Tickets for or between intermediate stations will not be sold until day of departure from terminal, if and when space is available. This applies to both coach and Pullmans. Reduced fare tickets for clergy, charity, etc., are not honored on Streamliner trains, except clergy tickets are honored in coaches on "The Streamliner, City of Denver".

▲ Motor Bus connection with The Streamliner at East Los Angeles. Also see page 39.

(C.T.) Central Time. (M.T.) Mountain Time. (P.T.) Pacific Time.

Time from 12:01 midnight to 12:00 noon shown in light face type; time from 12:01 noon to 12:00 midnight shown in heavy face type.

① Stops to take or let off passengers to or from regular or flag stops.
 ② Stops to let off passengers from Junction City and east.
 ③ Stops to take passengers for Junction City and east. (f) Stops only on signal.
 ④ Stops to let off passengers from Kansas City, Lawrence and Topeka.
 ⑤ Stops to take passengers for Topeka, Lawrence and Kansas City.

◆ Reservations for space, Pullman or coach, should be applied for as much in advance as possible. The "City of Los Angeles" and the "City of San Francisco" are operated primarily for through passengers and will not carry local passengers between points east of Ogden. If there is vacant space (Pullman or coach) available 24 hours prior to departure from terminal, it may be sold from intermediate scheduled stops westbound to Ogden and points beyond, or eastbound from points between Los Angeles or San Francisco and Ogden to any scheduled stop. Reduced fare tickets for clergy, charity, etc. are not honored on these trains.

CONDENSED TIME TABLES

CHICAGO—LOS ANGELES

ST. LOUIS—KANSAS CITY—LOS ANGELES

Main table containing schedules for Chicago-Los Angeles and St. Louis-Kansas City-Los Angeles. It includes columns for Westbound and Eastbound directions, train names (e.g., Pacific Limited, The Challenger), and various station stops with corresponding arrival and departure times.

CHICAGO—SAN FRANCISCO

ST. LOUIS—KANSAS CITY—SAN FRANCISCO

Table containing schedules for Chicago-San Francisco and St. Louis-Kansas City-San Francisco. It includes columns for Westbound and Eastbound directions, train names (e.g., Pacific Limited, The Challenger), and various station stops with corresponding arrival and departure times.

Footnotes for Page 7
★ S. P. 27 and 28 carry only standard Pullmans. Coaches and tourist Pullmans leave Ogden on S. P. 9 at 8:35 a. m., and leave San Francisco on S. P. 30 at 8:00 p. m. See Table 22.
● Makes 5 round trips each month; see page 6 for sailing dates.
◆ The Challenger carries only coaches, and Pullman tourist sleeping cars. See pages 11 and 13 for equipment.
▲ Motor Bus connects with main line trains at East Los Angeles.
(f) Stops on signal.
○ Motor Bus between Lund and Cedar City.
③ Conditional stop; see table No. 19.
(C.T.) Central time.
(M.T.) Mountain time.
(P.T.) Pacific time.

CONDENSED TIME TABLES

CHICAGO—PORTLAND—SEATTLE

WESTBOUND, Read Down

via OMAHA

EASTBOUND, Read Up

Pacific Limited 21 Daily	Portland Rose 17 Daily	Streamliner, City of Portland 1	Table No. 5 For complete schedules, see tables 19, 20 and 23			Streamliner, City of Portland 2	Portland Rose 18 Daily	Pacific Limited 14 Daily
Sun. 10.30 Sun. 10.50	Sun. 10.15 Mon. 9.55	Sun. 6.15 Mon. 1.51	C. & N. W. Lv. Chicago (C.T.) Lv. Omaha			Ar. Tue. 9.30 Tue. 1.45	8.42 Wed. 8.30 Tue.	8.45 Tue. 8.55 Tue.
	Sun. 7.30 Mon. 8.15		Wabash Lv. St. Louis Lv. Omaha				8.20 Wed. 8.30 Tue.	
Sun. 11.20 Mon. 11.20 " 2.15 " 3.10 " 5.05 " 4.15 " 7.45 " 11.30 " 1.12 " 4.02 " 6.29 " 7.45 Mon. 9.35 Tue. 2.00	Mon. 10.25 " 11.12 " 1.23 " 2.15 " 4.00 " 3.10 " 5.42 " 8.15 " 9.57 Tue. 12.30 " 2.55 " 4.10 " 6.00 " 9.50	Mon. 2.00 " 4.01 " 5.55 " 4.56 " 6.40 " 8.35 " 10.05 " 11.52 " 1.58 " 6.20	Union Pacific Lv. Omaha Lv. Fremont Lv. Grand Island Lv. Kearney Ar. No. Platte (C.T.) Ar. No. Platte (M.T.) Lv. Sidney Lv. Cheyenne Lv. Laramie Lv. Rawlins Lv. Rock Springs Lv. Green River Lv. Kemmerer Lv. Pocatello			Ar. Tue. 1.35 Mon. 11.30 Mon. 9.44 " 8.43 " 6.59 " 5.25 " 8.20 " 6.18 " 3.37 " 1.09 " 11.50 " 7.15	8.00 Tue. 6.55 " 4.40 " 3.34 " 1.48 " 12.38 " 10.18 " 8.20 " 6.18 " 3.37 " 1.09 " 12.45 Tue. 10.48 Mon. 6.40 "	8.30 Tue. 7.33 " 5.25 " 4.15 " 2.30 " 1.23 Tue. 11.08 Mon. 9.15 " 7.10 " 4.05 " 1.25 " 1.02 " 10.13 " 5.30 Mon.
Sun. 7.30 Mon. 7.00	Tue. 2.45		Ar. W. Yellowstone Lv. W. Yellowstone				Mon. 7.00 Tue. 7.30	Sun. 7.00 Mon. 2.45
Tue. 2.25 " 3.50 " 5.03 " 8.30 " 10.28 " 11.30 " 10.40 " 12.06 " 1.35 " 4.00 " 7.10 " 7.43 " 9.40	Tue. 10.20 " 11.45 " 12.45 " 4.10 " 5.58 " 7.00 " 6.10 " 7.35 " 9.15 Tue. 11.56 Wed. 5.05 Tue. 5.40 " 7.35	Mon. 6.25 " 10.37 " 12.30 " 11.32 " 7.35 " 9.15 " 3.58 " 8.35 " 1.04 " 2.20	Lv. Pocatello Lv. Minidoka Lv. Shoshone Lv. Boise Lv. Payette Ar. Huntington (M.T.) Ar. Huntington (P.T.) Lv. Baker Lv. La Grande Lv. Pendleton Lv. The Dalles Lv. Hood River Lv. Portland			Ar. Mon. 7.10 Mon. 3.04 Mon. 1.25 Ar. Mon. 12.23 " 7.51 " 3.30 " 12.21 " 11.20 " 9.35 " 8.20	6.15 Mon. 4.57 " 3.55 " 12.43 " 10.50 " 9.55 " 8.45 " 7.15 " 5.55 " 3.30 " 12.01 Mon. 11.20 Sun. 9.35 " 8.00 "	5.10 " 3.50 " 2.40 Mon. 11.25 Sun. 9.34 " 8.45 " 7.35 " 5.50 " 4.25 " 1.55 " 10.30 " 9.41 " 8.00 "
Tue. 11.30 Wed. 5.05 Wed. 6.45	" 8.35 " 1.04 Wed. 2.20	Tue. * 8.35 " 1.04 Tue. * 2.20	Lv. Portland Lv. Tacoma Lv. Seattle (P.T.)			Ar. Sun. * 2.20 " 9.40 " 8.20	9.20 " 5.30 " 4.20 Sun.	Tue. 11.30 Wed. 5.05 Wed. 6.45

KANSAS CITY—PORTLAND—SEATTLE

WESTBOUND, Read Down

via DENVER

EASTBOUND, Read Up

Pacific Limited 21 Example	Denver Ltd. Portland Rose 23-37-17 Example	Table No. 8 For complete schedules, see tables 23 and 29			Denver Ltd. Portland Rose 18-38-22 Example	Pacific Limited 14-24 Example	
Sun. 9.10 Sun. 2.40	Sun. 3.30 Sun. 9.00	Wabash Lv. St. Louis (C.T.) Lv. Kansas City			Ar. Wed. 2.00 Wed. 8.15	Tue. 9.30 Tue. 4.00	
Sun. 5.30 " 6.21 " 6.58 " 8.00 " 8.35 " 9.55	Sun. 10.10 " 11.07 Sun. 11.50 Mon. 1.05 " 1.47 " 3.15 " 5.17	Union Pacific Lv. Kansas City Lv. Lawrence Lv. Topeka Lv. Manhattan Lv. Junction City Lv. Salina Lv. Ellis (M.T.) Lv. Oakley Ar. Denver Lv. Denver Lv. La Salle Via Borie Lv. Cheyenne Lv. Laramie Lv. Rawlins Lv. Rock Springs Lv. Green River Lv. Kemmerer Lv. Pocatello			Ar. Wed. 7.30 Wed. 6.32 Wed. 5.59 Wed. 4.52 Wed. 4.20 Wed. 3.05 Wed. 11.25 Tue. 9.49 Tue. 4.30 Ar. 10.30 Tue. 9.22 Via Borie Tue. 6.40 Tue. 3.45 Tue. 1.18 Tue. 12.55 Mon. 10.48 Tue. 6.40	Tue. 3.45 " 2.45 " 2.15 " 1.05 " 12.30 " 11.05 " 7.20 " 5.24 " 11.59 " 11.35 " 10.31 " 9.10 " 7.10 " 4.05 " 1.25 " 1.02 " 10.13 " 5.30	
Sun. 7.30 Mon. 7.00	Tue. 2.45		Ar. W. Yellowstone Lv. W. Yellowstone			Mon. 7.00 Tue. 7.30	
Tue. 2.25 " 3.50 " 5.03 " 8.30 " 10.28 " 11.30 " 10.40 " 12.06 " 1.35 " 4.00 " 7.10 " 7.43 " 9.40	Tue. 10.20 " 11.45 " 12.45 " 4.10 " 5.58 " 7.00 " 6.10 " 7.35 " 9.15 Tue. 11.56 Wed. 5.05 Tue. 5.40 " 7.35	Mon. 6.25 " 10.37 " 12.30 " 11.32 " 7.35 " 9.15 " 3.58 " 8.35 " 1.04 " 2.20	Lv. Pocatello Lv. Minidoka Lv. Shoshone Lv. Boise Lv. Payette Ar. Huntington (M.T.) Ar. Huntington (P.T.) Lv. Baker Lv. La Grande Lv. Pendleton Lv. The Dalles Lv. Hood River Lv. Portland			Ar. Mon. 7.10 Mon. 3.04 Mon. 1.25 Ar. Mon. 12.23 " 7.51 " 3.30 " 12.01 " 11.20 " 9.35 " 8.00	6.15 Mon. 4.57 " 3.55 " 12.43 " 10.50 " 9.55 " 8.45 " 7.15 " 5.55 " 3.30 " 12.01 Mon. 11.20 Sun. 9.35 " 8.00 "
Tue. 11.30 Wed. 5.05 Wed. 6.45	" 8.35 " 1.04 Wed. 2.20	Tue. * 8.35 " 1.04 Tue. * 2.20	Lv. Portland Lv. Tacoma Lv. Seattle (P.T.)			Ar. Sun. * 2.20 " 9.40 " 8.20	9.20 " 5.30 " 4.20 Sun.

CHICAGO—OMAHA—SPOKANE

WESTBOUND, Read Down

EASTBOUND, Read Up

No. 21-Bus 68 Example	No. 17-62-12 Example	All trains daily Table No. 6 For complete schedules, see tables 19, 20, 23 and 25		No. 11-61-18 Example	No. 77-14 Example
Sun. 10.30 Sun. 10.50	Sun. 10.15 Mon. 9.55	C. & N. W. Lv. Chicago (C.T.) Lv. Omaha		8.42 Wed. 8.30 Tue.	8.45 Tue. 8.55 Tue.
Sun. 11.20 Mon. 7.45 Tue. 2.25 " 5.00	Mon. 10.25 " 4.10 Tue. 10.20 Wed. 12.13	Union Pacific Lv. Omaha Lv. Green River (M.T.) Lv. Pocatello Lv. Umatilla Lv. Wallula		8.00 Tue. 12.45 Tue. 6.40 Mon. 3.30 "	8.30 Tue. 1.02 Tue. 5.30 Mon. 1.55 Sun.
Wed. 1.05 Tue. 6.45	Wed. 7.30 " 5.00	Lv. Yakima Lv. Walla Walla Lv. Wallula Lv. Ayer		8.10 Sun. 10.30 "	8.30 Sun. 12.15 "
Tue. 11.00 Tue. 11.59	Tue. 7.40 Wed. 7.00	Lv. Lewiston Lv. Ayer Lv. Spokane (P.T.)		10.30 Sun. 11.59 "	10.30 Sun. 6.00 Sun.

ST. LOUIS—KANSAS CITY—SPOKANE

WESTBOUND, Read Down

via DENVER

EASTBOUND, Read Up

No. 21-Bus 68 Example	No. 23-37-17-62-12 Example	All trains daily Table No. 9 For complete schedules, see tables 23, 25 and 29		No. 11-61-18-38-22 Example	No. 77-14-24 Example
Sun. 9.10 Sun. 2.40	Sun. 3.30 Sun. 9.00	Wabash Lv. St. Louis (C.T.) Lv. Kansas City		Ar. Wed. 2.00 Wed. 8.15	Tue. 9.30 Tue. 4.00
Sun. 5.30 Mon. 8.00 Tue. 2.25 " 5.00	Sun. 10.10 " 5.45 " 10.20 Wed. 12.13	Union Pacific Lv. Kansas City Lv. Denver (M.T.) Lv. Pocatello Lv. Pendleton (P.T.) Lv. Umatilla Lv. Wallula		Ar. Wed. 7.30 Tue. 4.30 Mon. 6.40 Mon. 3.30 Lv. 1.55 " 1.15	Tue. 3.45 Mon. 11.59 Mon. 5.30 " 1.55
Wed. 1.05 Tue. 6.45	Wed. 7.30 " 5.00	Lv. Yakima Lv. Walla Walla Lv. Wallula Lv. Ayer		8.10 Sun. 10.30 "	8.30 Sun. 12.15 "
Tue. 11.00 Tue. 11.59	Tue. 7.40 Wed. 7.00	Lv. Lewiston Lv. Ayer Lv. Spokane (P.T.)		10.30 Sun. 11.59 "	10.30 Sun. 6.00 Sun.

Footnotes for Page 8

- Makes 5 round trips each month. See Table A, page 6, for sailing dates and schedule.
- ④ Coach and Pullman tourist car from No. 17 leave Chicago at 10:20 p. m. on The Challenger, No. 717.
- Through sleeping car daily during Yellowstone season, June 20 to Sept. 15.
- * Connecting sleeping car service during Yellowstone season, June 20 to Sept. 15.
- (a) Parlor car between Ashton and Victor, Idaho from June 20 to Sept. 15.
- ① Tri-weekly sleeping car service from Umatilla; see equipment, page 10.
- ② Conditional stop, see table No. 19.
- ♦ Motor Bus.
- * Daily.
- (C.T.) Central time.
- (M.T.) Mountain time.
- (P.T.) Pacific time.
- Time from 12.01 midnight to 12.00 noon shown in light face type.
- Time from 12.01 noon to 12.00 midnight shown in heavy face type.

CHICAGO—WEST YELLOWSTONE

WESTBOUND, Read Down

via OMAHA

EASTBOUND, Read Up

No. 21-29-45 Example	No. 17-35 Example	All trains daily Table No. 7 Summer Season Schedules For complete schedules, see tables 23, 32 and 65		No. 36-30-18 Example	No. 46-32-14-24 Example
Sun. 10.30 Sun. 11.20 Mon. 11.30 Tue. 2.00 " 2.15 " 3.40	Sun. 10.15 " 10.25 " 8.15 " 9.25 " 10.55	C. & N. W. Lv. Chicago (C.T.) Lv. Omaha Lv. Cheyenne (M.T.) Lv. Pocatello Lv. Pocatello Lv. Idaho Falls		8.42 Tue. 8.00 Mon. 8.00 Mon. 6.40 Sun. 6.10 " 4.50 "	8.45 Tue. 8.30 Tue. 8.50 Mon. 5.30 " 2.00 " 12.30 Mon.
" 7.30	" 2.45	Lv. Victor Lv. W. Yellowstone		11.00 " 1.00 "	" 7.00 Sun. " 1.00 "

KANSAS CITY—WEST YELLOWSTONE

WESTBOUND, Read Down

via DENVER

EASTBOUND, Read Up

No. 21-29-45 Example	No. 23-37-17-31-35 Example	All trains daily Table No. 10 Summer Season Schedules For complete schedules, see tables 29, 32 and 65		No. 36-30-18-38-22 Example	No. 46-32-14-24 Example
Sun. 9.10 Sun. 5.30 Mon. 8.00 Tue. 2.00 " 2.15 " 3.40	Sun. 3.30 Sun. 9.00 " 5.45 " 10.20 Wed. 9.25 " 10.55	Wabash Lv. St. Louis (C.T.) Lv. Kansas City Lv. Denver (M.T.) Lv. Pocatello Lv. Idaho Falls		Ar. * 2.00 Tue. 7.30 Tue. 3.45 Mon. 10.30 Sun. 6.40 Ar. 6.10 " 4.50	Tue. 9.30 Tue. 3.45 Tue. 11.35 Mon. 5.30 " 2.00 " 12.30 " 1.00 " 7.00
" 7.30	" 2.45	Lv. Victor Lv. W. Yellowstone		11.00 " 1.00 "	" 7.00 Sun. " 1.00 "

For equipment of trains, see pages 10 to 13, inclusive.

CHICAGO-OMAHA-DENVER

WESTBOUND, Read Down

EASTBOUND, Read Up

Table with columns for Pacific Limited, The Columbine, Streamliner City of Denver, and All trains daily Table No. 11. Includes destinations like Chicago (C.T.), Omaha, Fremont, Grand Island, Kearney, No. Platte (C.T.), No. Platte (M.T.), Julesburg, Sterling, La Salle, Brighton, and Denver.

ST. LOUIS-KANSAS CITY-DENVER

WESTBOUND, Read Down

EASTBOUND, Read Up

Table with columns for Denver Limited, Pacific Limited, All trains daily Table No. 14, and Denver Limited. Includes destinations like St. Louis (C.T.), Kansas City, Lawrence, Topeka, St. Mary, Manhattan, Junction City, Salina, Ellis (C.T.), Ellis (M.T.), Oakley, Limon, and Denver.

SALT LAKE CITY-PORTLAND-SEATTLE

WESTBOUND, Read Down

EASTBOUND, Read Up

Table with columns for No. 29-21, No. 41-17, All trains daily Table No. 12, No. 18-30, and No. 14-42. Includes destinations like Salt Lake City (MT), Ogden, Brigham, Pocatello, Poccatello, Minidoka, Shoshone, Boise, Nampa, Caldwell, Payette, Huntington (MT), Baker, La Grande, Pendleton, The Dalles, and Portland.

SPOKANE-SEATTLE-LOS ANGELES

SOUTHBOUND, Read Down

via PORTLAND NORTHBOUND, Read Up

Table with columns for No. 77-458-17, No. 458-15, No. 11-402-7, All trains daily Table No. 15, No. 51-20-401-12, No. 18-459, and No. 224-16-561. Includes destinations like Spokane, Ayer, Wallula, Umatilla, Portland, Seattle, Tacoma, Portland, Klamath Falls, Redding, Marysville, Sacramento, San Francisco, Sacramento, Stockton, Fresno, and Los Angeles.

FOOTNOTES FOR PAGE 9

- ① Conditional stop, see table 28.
② Conditional stop, see table 29.
③ Runs via Davis.
(f) Stops on signal.
Operates only during Yellowstone Park season, June 20 to Sept. 15. Has through sleeping car daily from and to Chicago, and connecting service from the Pacific Coast and Salt Lake City.
Operates only during Yellowstone Park season, June 20 to Sept. 15. Has through sleeping car daily from and to Salt Lake City.
Motor Train.
Motor Bus.
Will hold, if necessary until 11:00 a.m. to connect with Northern Pacific No. 288.
Change trains at Salt Lake City.
Mixed passenger train.
(C.T.) Central time.
(M.T.) Mountain time.
(P.T.) Pacific time.
Time from 12:01 midnight to 12:00 noon shown in light face type.
Time from 12:01 noon to 12:00 midnight shown in heavy face type.

SALT LAKE CITY-BOISE-SPOKANE

WESTBOUND, Read Down

EASTBOUND, Read Up

Table with columns for No. 29-21, No. 41-17-62-12, All trains daily Table No. 13, No. 11-61-18-30, and No. 77-14-42. Includes destinations like Salt Lake City (MT), Ogden, Pocatello, Boise, Pendleton (P.T.), Umatilla, Wallula, Ayer, and Spokane (P.T.).

BUTTE-SALT LAKE CITY-LOS ANGELES

SOUTHBOUND, Read Down

NORTHBOUND, Read Up

Table with columns for No. 30-21, No. 32-7, All trains daily Table No. 16, No. 8-29, and No. 14-31. Includes destinations like Butte (M.T.), Idaho Falls, Pocatello, Ogden, Salt Lake City, Salt Lake City, San Bernardino (P.T.), Riverside, and Los Angeles.

SALT LAKE CITY-POCATELLO-WEST YELLOWSTONE-BUTTE

NORTHBOUND, Read Down

SOUTHBOUND, Read Up

Table with columns for Northwest Express, Butte Express, Yellowstone Special, Butte Special, All trains daily Table No. 17, Butte Express, Yellowstone Special, Salt Lake Special, Yellowstone Express, and Utah Express. Includes destinations like Salt Lake City, Ogden, Pocatello, Idaho Falls, Ashton, West Yellowstone, Idaho Falls, Armstead, Silver Bow, and Butte.

Sun Valley Lodge
Ketchum, Idaho
OPEN UNTIL April 15, 1937
SEE INFORMATION ABOUT IT ON PAGE 47 OF THIS FOLDER

EQUIPMENT

For condensed schedules see preceding tables indicated by number shown below.

Trains not shown carry no sleeping cars.

WESTBOUND

★ No. 1 Streamliner, City of Portland Condensed Table A

Leave Chicago via C. & N. W. Ry. 4th, 10th, 16th, 22nd and 28th of each month.

Berths in this train are slightly less than standard width and should not be sold for two adults, without explanation.

Diner-Lounge (Radio)....Serving all meals; see page 45 for sample menus.
Standard Sleeping Cars....Chicago to Portland—8 Sections, 1 Compartment, 1 Bedroom (2 cars).
Chicago to Portland—10 Sections, 1 Compartment, 1 Bedroom.
Coach-Buffer.....Chicago to Portland (54 reclining seats). Buffet meal service to coach passengers at reasonable prices.

★ No. 7 Los Angeles Limited Daily Condensed Tables 1 & 3

All Pullman, no extra fare, Chicago to Los Angeles, Pullman tourist sleeping cars and coaches formerly carried on this train are on No. 717, THE CHALLENGER. (See page 11 for equipment of No. 717).

Club Observation Car....Chicago to Los Angeles. (Maid, hairdresser, barber, valet, bath; buffet, soda-fountain; radio).
Standard Sleeping Cars....Chicago to Los Angeles—6 Compartments, 3 D. R. Chicago to Los Angeles—12 Sections, D. R. Chicago to Los Angeles—14 Sections.
Minneapolis-St. Paul to Los Angeles—8 Sec., Compts., Drawing-room. (C. & N. W. 201-2-201 to Omaha).
St. Louis to Los Angeles—10 Sections, Compartments, Drawing-room. (Wabash 11 to Omaha).
Denver to Los Angeles—12 Sections, Drawing-room. (No. 37 to Salt Lake City).
Butte to Los Angeles—12 Sections, Drawing-room (No. 32 to Salt Lake City).
Dining Car.....Serving all meals; see page 45 for sample menus.

No. 11 The Spokane Daily Condensed Tables 6, 9, 13 & 15

Limousine Lounge Car...★Spokane to Portland—8 Sections (Buffet and soda fountain); (No. 17, The Dalles to Portland).
Standard Sleeping Cars...★Spokane to Portland—10 Sections, Compartment, Drawing-room. (No. 17, The Dalles to Portland).
★Spokane to Salt Lake City—14 Sections (Nos. 61-18-30, Wallula to Salt Lake City).
Tourist Sleeping Cars...★Spokane to Portland—12 Sections.
Spokane to Walla Walla—Coach-Tourist Sleeper, 6 Sections. (Mondays, Thursdays and Saturdays only); (No. 345 beyond Wallula. Occupancy till 8:00 a.m.).
Walla Walla to Portland—Coach-Tourist Sleeper, 6 Sections. (No. 346, Walla Walla to Wallula; No. 17 west of The Dalles); (Open 9:30 p. m.).
Lewiston to Portland—Coach-Tourist Sleeper, 6 Sections. (Mon., Wed. and Fri. only). (Nos. 73-61, Lewiston to Wallula; No. 17 west of The Dalles).
Yakima to Portland—Coach-Tourist Sleeper, 6 Secs. (Tue., Thur., and Sat only). (No. 591, Yakima to Wallula; No. 17 west of The Dalles).
Reclining Seat Coach...★Spokane to Portland (No. 17 west of The Dalles).

★ No. 15 The Columbine Daily Condensed Table 11

Cars from Chicago run via C. & N. W. to Omaha, thence U. P.

Club Observation Car....Chicago to Omaha. (soda fountain; beverages).
Chicago to Denver. (soda fountain, beverages; radio).
Standard Sleeping Car....Chicago to Denver—10 Sections, Compartment, Drawing-room. (Open 9:30 p. m.).
Coaches.....Chicago and Omaha to Denver.
Dining Car.....Serving all meals; see page 45 for sample menus.

★ No. 17 Portland Rose Daily Condensed Tables 5, 6, 8, 9 & 12

Cars from Chicago run via C. & N. W. to Omaha, thence U. P.

Club Observation Car....Chicago to Portland (barber, valet, buffet, soda-fountain; radio).
Standard Sleeping Cars....Chicago to Portland—8 Sections, Compts., D. R. Chicago to Portland—12 Sections, D. R.
Chicago to West Yellowstone—10 Sections, Compartments, D. R. (No. 36, Pocatello to West Yellowstone). (Only during Yellowstone season, June 20 to Sept. 15).
Denver to Portland—12 Sections, Drawing-room, (No. 37 to Green River).
Salt Lake City to Spokane—14 Sections (No. 41 to Pocatello; Nos. 17-62-12 beyond).

(Continued in next column.)

WESTBOUND

★No. 17 Portland Rose Daily Condensed Tables 5, 6, 8, 9 & 12

(Continued from previous column)

IMPORTANT—Pullman Tourist Sleeping Car and Reclining Seat Coach listed below leave Chicago at 10:20 P.M. on the Challenger, No. 717.

Tourist Sleeping Car....Chicago to Portland—16 Sections. (No. 717 Chicago to Green River).
Reclining Seat Coach....Chicago to Portland. (No. 717 Chicago to Green River).
Coaches.....Kansas City to Portland (No. 23-37 to Green River).
Portland to Seattle (No. 561).
Dining Car.....Serving all meals; see page 45 for sample menus.

★No. 21 Pacific Limited Daily Condensed Tables 1, 2, 3, 4, 5, 8 & 14

Club Observation Cars...Chicago to Grand Island; North Platte to Ogden; Kansas City to Los Angeles. (soda fountain, beverages; radio).
Observation Sleeping Car...Salt Lake City to San Francisco—10 Sections (No. 41 to Ogden).
Cafe Observation Car....Green River to Portland; see page 45 for sample menus. (Cafe Observation Car Not Air-Conditioned)
Standard Sleeping Cars...Chicago to Los Angeles—12 Sections, D. R. Chicago to San Francisco—12 Sections, D. R. Chicago to Ketchum, Ida. (Sun Valley)—8 Sections, 2 Compts., D. R. (Car leaves Chicago each Friday; runs in train No. 221 north of Shoshone, Ida.).
Omaha to Cheyenne—12 Sections, D. R.
St. Louis to San Francisco, via Kansas City—10 Sections, Compartments, Drawing-room.
Kansas City to Los Angeles—12 Secs., Compt., D. R.
Kansas City to Portland—12 Sections, Drawing-room.
Salt Lake City to Las Vegas—12 Sections, Drawing-room. (Open 9:30 p. m.).
Salt Lake City to Boise—12 Sections, Drawing-room (No. 29 to Pocatello).
Salt Lake City to Ketchum, Ida. (Sun Valley)—8 Sections, 2 Compts., D. R. (Car leaves Salt Lake City each Saturday in train 29 to Pocatello; runs in train No. 221 north of Shoshone, Ida.).
Tourist Sleeping Cars....Chicago to Los Angeles—16 Sections.
Chicago to San Francisco—16 Sections.
Chicago to Cheyenne and to San Francisco.
Coaches.....Omaha to Los Angeles.
Kansas City to Los Angeles; Denver to Cheyenne.
Green River to Portland, Salt Lake City to Los Angeles.
Salt Lake City to Portland (No. 29 to Pocatello).
Kansas City to San Francisco.
Dining Car.....Serving all meals, except between Green River and Portland where cafe observation car service is available; see page 45 for sample menus.

★No. 23 Denver Limited Daily Condensed Tables 4 & 14

Club Observation Car....Kansas City to Denver.
Standard Sleeping Car...St. Louis to San Francisco—12 Sections, Drawing-room (Wabash 9 to Kansas City; No. 23-37 to Ogden; S. P. 27 west of Ogden).
Kansas City to Denver—12 Sections, Drawing-room.
Tourist Sleeping Car....Kansas City to San Francisco—16 Sections (No. 37 west of Denver; S. P. 9-287 west of Ogden).
Chair Car.....St. Louis to Denver (Wabash 9 to Kansas City).
Coaches.....Kansas City to Portland (Nos. 37-17 west of Denver).
Kansas City to Denver.
Dining Car.....Serving all meals; see page 45 for sample menus.

★No. 27 San Francisco Overland Limited Daily Condensed Tables 2 & 4

Tourist sleeping cars and coaches run in S. P. 9-287 west of Ogden; all other cars run in S. P. 27.

Club Car.....Chicago to San Francisco (barber, valet, bath; radio).
Observation Sleeping Car...Chicago to San Francisco—3 Compartments, 2 Drawing-rooms. (Maid service and hair-dresser).
Standard Sleeping Cars...Chicago to San Francisco—6 Compts., 3 D. R. Chicago to San Francisco—8 Secs., Compts., D. R. Chicago to San Francisco—12 Sections, D. R. Chicago to San Francisco—14 Sections.
Cars from Chicago run via C. & N. W. to Omaha; U.P. to Ogden; S. P. to San Francisco. St. Louis to Kansas City is via Wabash.
St. Louis to San Francisco, via Kansas City—12 Sections, D. R. (No. 23-37 Kansas City to Ogden).
Salt Lake City to San Francisco—12 Sections, Drawing-room (No. 31 to Ogden).
Tourist Sleeping Cars....Chicago to San Francisco—16 Sections.
Kansas City to San Francisco—16 Sections. (No. 23-37 to Ogden).
Coach.....Chicago to San Francisco.
Dining Car.....Serving all meals; see page 45 for sample menus.

★ Regularly Assigned Through Cars Air-Conditioned.

EQUIPMENT—Continued

For condensed schedules see preceding tables indicated by numbers shown below

Trains not shown carry no sleeping cars.

WESTBOUND

No. 29 Butte Special Daily Condensed Tables 12, 13 & 17

Cafe Observation Car.... Salt Lake City to Butte; see page 45 for sample menus.
 Standard Sleeping Cars... ★Salt Lake City to Boise—12 Sections, Drawing-room (No. 21 west of Pocatello; passengers for Portland and other Pacific Northwest points can make car-to-car change prior to arrival Boise).
 ★Salt Lake City to Ketchum, Ida. (Sun Valley)—8 Sections, 2 Compts., D. R. (Car leaves Salt Lake City each Saturday; runs in train 21 west of Pocatello and in train No. 221 north of Shoshone, Ida.).
 ★Los Angeles to Butte—12 Sections, Drawing-room (No. 8 to Salt Lake City).
 ★Salt Lake City to Butte.
 Coach..... ★Salt Lake City to Portland (No. 21 west of Pocatello).
 Chair Car..... ★Salt Lake City to Portland (No. 21 west of Pocatello).

No. 31 Butte Express Daily Condensed Table 17

Cafe Observation Car.... Ogden to Butte; see page 45 for sample menus.
 Standard Sleeping Car... ★Salt Lake City to San Francisco—12 Sections, Drawing-room (S. P. 27 west of Ogden).
 Chair Car or Coach.... ★Salt Lake City to Butte.

No. 29-45 Yellowstone Special Daily Condensed Table 17
Operated Only During Yellowstone Travel Season, June 20 to Sept. 15.
 Cafe Observation Car.... Salt Lake City to West Yellowstone.
 Standard Sleeping Car.... Salt Lake City to West Yellowstone—12 Secs., D. R. Chair or Chair Car.... Salt Lake City to West Yellowstone.

No. 35 Yellowstone Express Daily Condensed Tables 7 & 17
Operated Only During Yellowstone Travel Season, June 20 to Sept. 15.
 Cafe Observation Car.... Pocatello to West Yellowstone. Table d'hotel luncheons, \$1.00; also a la carte service.
 Parlor Car..... Ashton to Victor (No. 65).
 Standard Sleeping Car.... ★Chicago to West Yellowstone—10 Sections, Compartments, Drawing-room (No. 17 to Pocatello).
 Coach or Chair Car.... Pocatello to West Yellowstone; Ashton to Victor (No. 65).

★No. 37 Pony Express Daily Condensed Tables 3, 4 & 8
Registered Nurse—Stewardess Service without Charge.
 Club Observation Car.... Denver to Salt Lake City (barber, valet, beverages; radio).
 Standard Sleeping Cars... Denver to Los Angeles—12 Sections, Drawing-room (No. 7 west of Salt Lake City).
 Denver to Salt Lake City—12 Sections, Drawing-room.
 Denver to Portland—12 Sections, Drawing-room (No. 17 west of Green River).
 St Louis to San Francisco—12 Sections, Drawing-room (Wabash 9 to Kansas City; No. 23 to Denver; S. P. 27 west of Ogden).
 Tourist Sleeping Car.... Kansas City to San Francisco—16 Sections (No. 23 to Denver; S. P. 9-287 west of Ogden).
 Coaches..... Denver to Los Angeles (No. 717 west of Salt Lake City).
 Denver to Salt Lake City.
 Kansas City to Portland (No. 23 to Denver and No. 17 west of Green River).
 Dining Car..... Serving all meals; see page 45 for sample menus.

No. 41 Northwest Express Daily Condensed Tables 12, 13 & 17

Observation Sleeping Car ★Salt Lake City to San Francisco—10 Sections (S. P. 21 west of Ogden). (Open 9:30 p. m.).
 Standard Sleeping Car... ★Salt Lake City to Spokane—14 Sections (Open 9:30 p.m.) (Nos. 17-62-12 west of Pocatello; passengers for Portland and other Pacific Northwest points can make car-to-car change after leaving Pocatello).
 Coach or Chair Car..... Salt Lake City to Pocatello.

No. 73-61 Daily Condensed Tables 6, 9 & 13

(No. 73—Lewiston to Riparia; No. 61—Riparia via Ayer and Wallula to Pendleton)
 Standard Sleeping Car... ★Spokane to Salt Lake City—14 Sections.
 (No. 11 to Wallula; Nos. 18-30 east of Pendleton).
 Tourist Sleeping Car.... Lewiston to Portland—Coach-Tourist Sleeper, 6 Sections, (Mon., Wed. and Fri. only). (Nos. 11-17 west of Wallula).
 Coach..... Moscow to Pendleton.

★No. 101 Streamliner, City of San Francisco Condensed Table D

Leave Chicago via C. & N. W. Ry. 5th, 11th, 17th, 23rd and 29th of each month.
 Arrive San Francisco via Southern Pacific.
Registered Nurse—Stewardess Service without Charge.
Radio Sets in Diner-lounge and in all Coaches.
 Diner-Lounge..... Serving all meals; see page 45 for sample menus.
 Standard Sleeping Cars... Chicago to San Francisco—2 Compts., 7 Bedrooms.
 Chicago to San Francisco—11 Sections (3 cars).
 Coach..... Chicago to San Francisco (48 reclining seats).
 Coach-Buffer..... Chicago to San Francisco (38 reclining seats). Buffet meal service to coach passengers at reasonable prices.

WESTBOUND

★No. 103 Streamliner, City of Los Angeles Condensed Table B

Leave Chicago via C. & N. W. Ry. 6th, 12th, 18th, 24th, and last day of each month.
Registered Nurse—Stewardess Service without Charge.
Radio Sets in Diner-lounge and in all Coaches.
 Diner-Lounge..... Serving all meals; see page 45 for sample menus.
 Standard Sleeping Cars... Chicago to Los Angeles—2 Compartments, 7 Bedrooms.
 Chicago to Los Angeles—11 Sections (3 cars).
 Coach..... Chicago to Los Angeles (48 reclining seats).
 Coach-Buffer..... Chicago to Los Angeles (38 reclining seats). Buffet meal service to coach passengers at reasonable prices.

★No. 111 Daily Streamliner, City of Denver Condensed Table C

Leave Chicago via C. & N. W. Ry.
Registered Nurse—Stewardess Service without Charge.
All-usage Radio Sets in Diner-lounge, Observation Lounge and Coaches.
 Diner-Lounge..... Serving all meals; see page 45 for sample menus.
 Observation Sleeping Car... Chicago to Denver—5 Bedrooms, 1 Compartment.
 Standard Sleeping Cars... Chicago to Denver—12 Sections (2 cars).
 Chicago to Denver—8 Sections, 2 Bedrooms, 1 Compartment.
 Coaches..... Chicago to Denver—2 Cars, 50 reclining seats each.

No. 401 Daily Condensed Tables 5, 8, 12 & 15 Table 23

Standard Sleeping Cars... Portland to Seattle—10 Sec., Compts., Drawing-room.
 Portland to Tacoma—12 Sections, Drawing-room.
 ★San Francisco to Seattle—10 Sections, Compartments, Drawing-room (S. P. 20 to Portland).
 Tourist Sleeping Car... ★San Francisco to Seattle—16 Sections (S.P. 20 to Portland).
 Standard and tourist sleeping cars open at Portland 9:30 p.m., parked at destination until 8:00 a.m.
 Coaches..... Portland to Seattle.

★No. 407 Daily Table 23

Observation Parlor Car... Portland to Seattle.
 Reclining Seat Coach.... Portland to Seattle.
 Dining Car..... Serving necessary meals enroute

No. 459 Daily Condensed Table 15 Table 23

Observation Parlor Car... Portland to Seattle.
 Standard Sleeping Car... ★San Francisco to Seattle—10 Sec., Compartments, Drawing-room (S. P. 18 to Portland).
 Coaches..... ★Portland to Seattle.
 Dining Car..... ★Serving necessary meals enroute.

★No. 561 Daily Condensed Tables 5, 8, 12 & 15 Table 23

Parlor Cars..... Portland to Seattle.
 Standard Sleeping Car... Los Angeles to Seattle—10 Sections, Compartments, Drawing-room (S. P. 59-16, via Bakersfield and Sacramento to Portland).
 Coaches..... Portland to Seattle.
 Dining Car... Serving necessary meals enroute.

★No. 717 The Challenger Daily Condensed Table 1

Registered nurse—Stewardess and Porter Service without charge.
Ladies Lounge. Free pillows day or night. Free drinking cups.
Cars from Chicago and Twin Cities run via C.&N.W. to Omaha, thence U. P.
 Tourist Sleeping Cars... Chicago to Los Angeles—14 Sections.
 Chicago to Portland—16 Sections. (No. 17 west of Green River).
 Minneapolis—St. Paul to Los Angeles—14 Sections. (Tuesdays and Saturdays only.)
 Womens Deluxe Coaches... Chicago to Los Angeles (Reclining seats).
 Omaha to Los Angeles (Reclining seats).
 Reclining Seat Coaches... Chicago to Los Angeles.
 Omaha to Los Angeles.
 Chicago to Portland. (No. 17 west of Green River).
 Coach..... Denver to Los Angeles (No. 37 to Salt Lake City).
 Dining Car... Serving all meals. See page 45 for sample menus of low cost meals; breakfast 25 cents; luncheon 30 cents; dinner 35 cents.

★ Regularly Assigned Through Cars Air-Conditioned.

EQUIPMENT—Continued

For condensed schedules see preceding tables by numbers shown below.

Trains not shown carry no sleeping cars.

EASTBOUND

- ★ **No. 2 Streamliner, City of Portland** Condensed Table A
Leave Portland 1st, 7th, 13th, 19th and 25th of each month. Arrive Chicago via C. & N. W. Ry.
Berths in this train are slightly less than standard width and should not be sold for two adults, without explanation.
- Diner-Lounge (Radio).....Serving all meals; see page 45 for sample menus.
Standard Sleeping Cars....Portland to Chicago—8 Sections, 1 Compartment, 1 Bedroom (2 cars).
Portland to Chicago—10 Sections, 1 Compartment, 1 Bedroom.
Coach-Bufferet.....Portland to Chicago (54 reclining seats). Buffet meal service to coach passengers at reasonable prices.

- ★ **No. 8 Los Angeles Limited Daily Condensed Tables 1 & 3**
All Pullman, no extra fare, Los Angeles to Chicago. Pullman tourist sleeping cars and coaches formerly carried on this train are on No. 818, THE CHALLENGER. (See page 13 for equipment of No. 818).
- Club Observation Car.....Los Angeles to Chicago. (Maid, hairdresser, barber, valet, bath; buffet, soda-fountain; radio).
Standard Sleeping Cars....Los Angeles to Chicago—6 Compartments, 3 D. R. Los Angeles to Chicago—12 Sections, D. R. Los Angeles to Chicago—14 Sections. Los Angeles to St. Paul-Minneapolis—8 Secs., Compts. D. R. (C. & N. W. 202-1-202 east of Omaha). Los Angeles to St. Louis, via Omaha—10 Sects., Compts., Drawing-room. Los Angeles to Butte—12 Sections, Drawing-room (No. 29 north of Salt Lake City). Los Angeles to Denver—12 Sections, Drawing-room (No. 38 east of Salt Lake City).
Dining Car.....Serving all meals; see page 45 for sample menus.

- ★ **No. 12 The Columbine Daily Condensed Table 11**
Cars to Chicago run via C. & N. W. east of Omaha.
- Club Observation Car.....Denver to Omaha (soda fountain, beverages; radio). Omaha to Chicago. (soda fountain; beverages).
Standard Sleeping Cars....Denver to Chicago—10 Sections, Compartments, D. R. Cheyenne to Omaha (No. 34 west of North Platte).
Coaches.....Denver to Omaha and to Chicago.
Dining Car.....Serving all meals; see page 45 for sample menus.

- No. 12 The Spokane Daily Condensed Tables 6, 9, 13 & 15**
- Limousine Lounge Car..★Portland to Spokane—8 Sections (Buffet and soda fountain).
Standard Sleeping Cars..★Portland to Spokane—10 Sections, Compartment, D. R. ★Salt Lake City to Spokane—14 Sections (Nos. 41-17-62 Salt Lake City to Wallula; open 9:30 p.m.).
Tourist Sleeping Cars...★Portland to Spokane—12 Sections. Portland to Walla Walla—Coach-Tourist Sleeper, 6 Sections. (No. 345, Wallula to Walla Walla). Portland to Lewiston—Coach-Tourist Sleeper, 6 Sections. (Sun., Tues., Thurs. only; No. 62-74, Wallula to Lewiston).
Sleepers parked at Spokane, Walla Walla and Yakima for occupancy till 8:00 a. m. Portland to Yakima—Coach-Tourist Sleeper, 6 Sections. (Mon., Wed., Fri. only; No. 592, Wallula to Yakima). Walla Walla to Spokane—Coach-Tourist Sleeper, 6 Sections. (Tuesdays, Fridays and Sundays only). (No. 346, Walla Walla to Wallula; open 9:30 p.m.).
Reclining Seat Coach...★Portland to Spokane.

- ★ **No. 14 Pacific Limited Daily Condensed Tables 1, 2, 3, 4, 5, 8 & 14**
- Club Observation Cars....Los Angeles to Kansas City (No. 24 east of Cheyenne); Ogden to North Platte; Grand Island to Chicago (soda fountain, beverages; radio).
Observation Sleeping Car..San Francisco to Salt Lake City—10 Sections (No. 717 south of Ogden).
Cafe Observation Car....Portland to Green River; see page 45 for sample menus. (*Cafe Observation Car Not Air-Conditioned*)
Standard Sleeping Car....Los Angeles to Chicago—12 Sections, D. R. San Francisco to Chicago—12 Sections, D. R. Los Angeles to Kansas City—12 Sec., Compt., D. R. Portland to Denver—12 Sections, Drawing-room. Passengers for Chicago or Kansas City will be transferred to the Los Angeles-Chicago or the Los Angeles Kansas City car at Green River. Denver to Kansas City—12 Sections, Drawing-room (Open 9:30 p. m.). Las Vegas to Salt Lake City—12 Sections, Drawing-room. (May be occupied till 7:30 a. m.). Boise to Salt Lake City—12 Sections, Drawing-room (No. 42 south of Pocatello).

(Continued in next column)

EASTBOUND

- ★ **No. 14 Pacific Limited Daily Condensed Tables 1, 2, 3, 4, 5, 8 & 14**
(Continued from previous column)
- Tourist Sleeping Cars....Los Angeles to Chicago—16 Sections. San Francisco to Chicago—16 Sections.
Coaches.....San Francisco to Kansas City—16 Sections. Los Angeles to Chicago and to Kansas City. San Francisco to Chicago and to Kansas City. Los Angeles to Omaha.
Chair Cars.....Portland to Green River.
Dining Car.....Portland to Salt Lake City (No. 42 south of Pocatello). Serving all meals, except between Portland and Green River where cafe observation car service is available; see page 45 for sample menus.

- ★ **No. 18 Portland Rose Daily Condensed Tables 5, 6, 8, 9 & 12**
Cars to Chicago run via C. & N. W. east of Omaha.
- Club Observation Car....Portland to Chicago; (barber, valet, buffet, soda-fountain; radio).
Standard Sleeping Cars....Portland to Chicago—8 Sections, Compts., D. R. Portland to Chicago—12 Sections, Drawing-room. Portland to Denver—12 Sections, Drawing-room, (No. 38 east of Green River). Spokane to Salt Lake City—14 Sections (No. 11-61 to Pendleton; No. 30 south of Pocatello). *West Yellowstone to Chicago—10 Sections, Compartments, Drawing-room (No. 36-30 to Pocatello). (Only during Yellowstone season June 20 to Sept. 15).* Ketchum, Ida. (Sun Valley) to Chicago—8 Sections, 2 Compts., D. R. (Car leaves Ketchum each Sunday; runs in train No. 218 to Shoshone, Ida.). Ketchum, Ida. (Sun Valley) to Salt Lake City—8 Sec., 2 Compts., D. R. (Car leaves Ketchum each Sunday; runs in train No. 218 to Shoshone, Ida., and in train 30 south of Pocatello).
Tourist Sleeping Car....Portland to Chicago—16 Sections. (No. 818 Green River to Chicago).
Coaches.....Seattle to Portland (No. 458). Portland to Kansas City (No. 38-22 east of Green River).
Reclining Seat Coach....Portland to Chicago (No. 818 Green River to Chicago).
Dining Car.....Serving all meals; see page 45 for sample menus.

- ★ **No. 22 Denver Limited Daily Condensed Tables 4 & 14**
- Club Observation Car....Denver to Kansas City.
Standard Sleeping Cars....San Francisco to St. Louis—10 Sections, Compartments, Drawing-room (S. P. 28 to Ogden; Nos. 38-22 to Kansas City; Wabash 2 to St. Louis). Denver to Kansas City—12 Sections, Drawing-room.
Coach.....Portland to Kansas City. (No. 18-38 to Denver).
Chair Car.....Denver to St. Louis (Wabash 2).
Dining Car.....Serving all meals; see page 45 for sample menus.

No. 24 Daily (See No. 14 Pacific Limited)

- ★ **No. 28 San Francisco Overland Limited Daily Condensed Table 2 & 4**
Tourist Sleeping Cars and Coaches run in S. P. 20 to Ogden; all other cars run in S. P. 28.
- Club Car.....San Francisco to Chicago; (barber, valet, bath; radio).
Observation Sleeping Car..San Francisco to Chicago—3 Compartments, 2 Drawing-rooms. (Maid service and hair-dresser).
Standard Sleeping Cars....San Francisco to Chicago—6 Compts., 3 D. R. San Francisco to Chicago—8 Sections, Compts., D. R. San Francisco to Chicago—12 Sections, D. R. San Francisco to Chicago—14 Sections. *Cars from San Francisco run via S. P. to Ogden. Cars to Chicago run via C. & N. W. east of Omaha. Omaha or Kansas City to St. Louis is via Wabash.* San Francisco to St. Louis, via Omaha—12 Sec., D. R. San Francisco to St. Louis, via Denver—10 Sections, Compartments, Drawing-room. (U. P. 38-22 from Ogden to Kansas City; Wabash 2 to St. Louis). San Francisco to Salt Lake City—12 Sections, Drawing-room (U. P. 19 south of Ogden).
Tourist Sleeping Car....San Francisco to Chicago—16 Sections.
Coach.....San Francisco to Chicago.
Dining Car.....Serving all meals; see page 45 for sample menus.

No. 30 Salt Lake Special Daily Condensed Tables 12, 13 & 17

- Cafe Observation Car....Butte to Salt Lake City; see page 45 for sample menus.
Standard Sleeping Car...★Spokane to Salt Lake City—14 Sections (No. 11-61-18 to Pocatello; passengers for Denver and points east thereof can make car-to-car change before arrival Pocatello).
★Ketchum, Ida. (Sun Valley) to Salt Lake City—8 Sec., 2 Compts., D. R. (Car leaves Ketchum each Sunday; runs in train No. 218 to Shoshone, Ida., and in train 18 to Pocatello).
Coach or Chair Car....★Butte to Salt Lake City. Butte to Salt Lake City.

EQUIPMENT—Concluded

For condensed schedules see preceding tables indicated by numbers shown below.

Trains not shown carry no sleeping cars.

EASTBOUND

No. 32 Butte-Northwest Express Daily Condensed Tables 16 & 17

Cafe Observation Car... Butte to Pocatello; see page 45 for sample menus.
Standard Sleeping Cars... ★Butte to Los Angeles—12 Sections, Drawing-room (No. 7 south of Salt Lake City).
Coach... ★Butte to Salt Lake City.

★ No. 34 Cheyenne-Omaha Passenger Daily Local Table 20

Standard Sleeping Car... Cheyenne to Omaha—12 Sections, D. R. (No. 12 east of North Platte).
Coach... Cheyenne to Chicago (No. 16 North Platte to Omaha; C. & N. W. 16 to Chicago).

No. 36-30 Yellowstone Express Daily Condensed Tables 7, 10 & 17 Operated Only During Yellowstone Travel Season, June 20 to Sept. 15.

Observation Car Service... West Yellowstone to Salt Lake City.
Parlor Car... Victor to Ashton (No. 66).
Standard Sleeping Cars... ★West Yellowstone to Chicago—10 Sections, Compartments, Drawing-room (No. 18 east of Pocatello).
Coach or Chair Car... West Yellowstone to Pocatello; Victor to Ashton (No. 66).

★ No. 38 Pony Express Daily Condensed Tables 3, 4 & 8

Registered Nurse—Stewardess Service without Charge.

Club Observation Car... Salt Lake City to Denver (barber, valet, beverages; radio).
Standard Sleeping Cars... Los Angeles to Denver—12 Sections, Drawing-room (No. 8 to Salt Lake City).
Salt Lake City to Denver—12 Sections, Drawing-room.
Portland to Denver—12 Sections, Drawing-room (No. 18 to Green River).
San Francisco to St. Louis—10 Sections, Compartments, Drawing-room (S. P. 28 to Ogden; U. P. 38-22 to Kansas City; Wabash 2 to St. Louis).
Coaches... Los Angeles to Denver (No. 818 to Salt Lake City).
Salt Lake City to Denver.
Portland to Kansas City (No. 18 to Green River and No. 22 east of Denver).
Dining Car... Serving all meals; see page 45 for sample menus.

No. 46-32 Yellowstone Special Daily Condensed Tables 7, 10 & 17 Operated Only During Yellowstone Travel Season, June 20 to Sept. 15.

Club Observation Car... West Yellowstone to Pocatello.
Standard Sleeping Car... West Yellowstone to Salt Lake City—12 Sections, Drawing-room.
Coach Service... West Yellowstone to Salt Lake City.

No. 42 Utah Express Daily Condensed Tables 13 & 17

Cafe Observation Car... Pocatello to Ogden. See page 45 for sample menus.
Standard Sleeping Car... ★Boise to Salt Lake City—12 Sections, Drawing-room (No. 14 to Pocatello).
Chair Car... ★Portland to Salt Lake City (No. 14 to Pocatello).

No. 62-74 Daily Condensed Tables 6, 9 & 13

(No. 62—Pendleton via Wallula and Ayer to Riparia; No. 74—Riparia to Lewiston)
Standard Sleeping Car... ★Salt Lake City to Spokane—14 Sections. (Nos. 41-17 to Pendleton; No. 12 north of Wallula).
Tourist Sleeping Car... Portland to Lewiston—Coach-Tourist Sleeper, 6 Sections. (Sun., Tues., and Thurs. only). (No. 12 to Wallula).
Coach... Pendleton to Moscow.

★ No. 102 Streamliner, City of San Francisco Condensed Table D

Leave San Francisco via S. P. 2nd, 8th, 14th, 20th and 26th of each month.

Arrive Chicago via C. & N. W. Ry.

Registered Nurse—Stewardess Service without Charge.

Radio Sets in Diner-lounge and in all Coaches.

Diner-Lounge... Serving all meals; see page 45 for sample menus.
Standard Sleeping Cars... San Francisco to Chicago—2 Compartments, 7 Bedrooms.
San Francisco to Chicago—11 Sections (3 cars).
Coach... San Francisco to Chicago (48 reclining seats).
Coach-Bufferet... San Francisco to Chicago (38 reclining seats). Buffet meal service to coach passengers at reasonable prices.

EASTBOUND

★ No. 104 Streamliner, City of Los Angeles Condensed Table B

Leave Los Angeles 3rd, 9th, 15th, 21st and 27th of each month.
Arrive Chicago via C. & N. W. Ry.

*Registered Nurse—Stewardess Service without Charge.
Radio Sets in Diner-lounge and in all Coaches.*

Diner-Lounge... Serving all meals; see page 45 for sample menus.
Standard Sleeping Cars... Los Angeles to Chicago—2 Compartments, 7 Bedrooms.
Los Angeles to Chicago—11 Sections (3 cars).
Coach... Los Angeles to Chicago (48 reclining seats).
Coach-Bufferet... Los Angeles to Chicago (38 reclining seats). Buffet meal service to coach passengers at reasonable prices.

★ No. 112 Daily Streamliner, City of Denver Condensed Table C

Arrive Chicago via C. & N. W. Ry.

*Registered Nurse—Stewardess Service without Charge.
All-wave Radio Sets in Diner-lounge, Observation Lounge and Coaches.*

Diner-Lounge... Serving all meals; see page 45 for sample menus.
Observation Sleeping Car... Denver to Chicago—5 Bedrooms, 1 Compartment.
Standard Sleeping Cars... Denver to Chicago—12 Sections (2 cars).
Denver to Chicago—8 Sections, 2 Bedrooms, 1 Compartment.
Coaches... Denver to Chicago—2 Cars, 50 reclining seats each.

No. 402 Daily Condensed Tables 5, 8, 12 & 15 Table 23

Standard Sleeping Cars... Seattle to Portland—10 Sections, Compartments, Drawing-room (Occupancy at Portland till 7:30 a.m.).
Sleepers open at Tacoma to Portland—12 Sections, Drawing-room.
Seattle at 9:30 p.m. (Occupancy at Portland till 7:30 a.m.).
★Seattle to San Francisco—10 Sections, Compartments, Drawing-room (S. P. 19 south of Portland).
Tourist Sleeping Car... ★Seattle to San Francisco—16 Sections (S.P. 19 south of Portland).
Coaches... Seattle to Portland.

★ No. 408 Daily Table 23

Observation Parlor Car... Seattle to Portland.
Reclining Seat Coach... Seattle to Portland.
Dining Car... Serving necessary meals enroute.

★ No. 458 Daily Condensed Tables 5, 8, 12 & 15 Table 23

Parlor Cars... Seattle to Portland.
Standard Sleeping Cars... Seattle to San Francisco—10 Sections, Compartments, Drawing-room (S. P. 17 south of Portland).
Seattle to Los Angeles—10 Sections, Compartments, Drawing-room (S. P. 17-74-76 south of Portland, via Oakland Pier and Coast Line).
Coaches... Seattle to Portland.
Dining Car... Serving necessary meals enroute.

No. 562 Daily Condensed Table 15 Table 23

Observation Parlor Car... Seattle to Portland.
Coaches... ★Seattle to Portland.
Dining Car... ★Serving necessary meals enroute.

★ No. 818 The Challenger Daily Condensed Table 1

*Registered nurse—Stewardess and Porter Service without charge.
Ladies Lounge. Free pillows day or night. Free drinking cups.
Cars to Chicago and Twin Cities run via C. & N. W. east of Omaha.*

Tourist Sleeping Cars... Los Angeles to Chicago—14 Sections.
Portland to Chicago—16 Sections. (No. 18 to Green River).
Los Angeles to St. Paul—Minneapolis—14 Sections, (Wednesdays and Saturdays only).
Womens Deluxe Coaches... Los Angeles to Chicago (Reclining seats).
Los Angeles to Omaha (Reclining seats).
Reclining Seat Coaches... Los Angeles to Chicago.
Los Angeles to Omaha.
Portland to Chicago (No. 18 to Green River).
Coach... Los Angeles to Denver (No. 38 east of Salt Lake City).
Dining Car... Serving all meals. See page 45 for sample menus of low cost meals; breakfast 25 cents; luncheon 30 cents; dinner 35 cents.

★ Regularly Assigned Through Cars Air-Conditioned.

CHICAGO AND OMAHA TO COLORADO, UTAH, CALIFORNIA AND PACIFIC NORTHWEST

THE CHALLENGER—Coaches and Pullman tourist sleeping cars on a fast schedule between Chicago and Los Angeles.

WESTBOUND—Read Down

Table No. **19**
The Overland Route

MILES	Table No. 19 The Overland Route	Elevation	To Pacific Coast							To Colorado		Nebraska Locals		Motor Buses			
			The Streamliner, City of Portland 1	The Streamliner, City of San Fr'n 101	The Streamliner, City of Los Ang. 103	Los Angeles Limited 7 Daily	The Challenger 717 Daily	Portland Rose 17 Daily	San Francisco Overland Limited 27 Daily	Pacific Limited 21 Daily	California Fast Mail 5 Daily	The Streamliner, City of Denver 111 Daily	The Columbine 15 Daily	Grand Island Motor 539 Daily	Motors 527 and 547 Daily	Mixed 235 and 237 Daily Ex. Sun.	Motor Bus 1 Daily
Read Down																	
0	Chicago (Central Time)	Ill. Lv	590	6.15	6.15	6.15	10.15	10.20	10.15	10.20	10.30						
488	Council Bluffs	Iowa Ar	983				9.30	9.40	9.30	9.50	10.33		6.20	11.45			
485	Omaha	Nebr. Ar	1033	1.51	1.51	1.51	9.55	10.05	9.55	10.15	10.50		2.01	4.05	7.17	1.05	7.15
0	St. Louis (Central Time)	Mo. Lv	480				7.30	7.30	7.30	7.30							
414	Omaha	Nebr. Ar	1033				8.15	8.15	8.15	8.15							
0	Omaha (Central Time)	Nebr. Lv	1033	2.00	2.00	2.00	10.25	10.35	10.25	10.45	11.20	11.20	2.10	4.25	8.00	1.30	11.45
4	South Omaha		1107											8.09	1.39		
19	Gilmore		991											8.23	1.53		
14	Papillion		1023											8.30	2.00		
20	Portal		1032											8.34	2.04		
17	Millard		1067											8.39	2.09		
14	Lane		1093														
19	Elkhorn		1166														
22	Waterloo (Elkhorn River)		1126														
25	Valley 37, 38		1140														
37	Mercer		1176														
32	Fremont	{ Named for Gen. Fremont }	1197														
44	Ames	{ Gen. Fremont }	1231				11.12	11.20	11.12	11.32	12.07						
52	North Bend		1275														
54	Bay State		1287														
59	Rogers		1312														
66	Schuyler		1350														
82	Richland		1401								12.38						
89	Columbus 41, 42, 43	(Loup River)	1447				12.04	12.11	12.04	12.22	12.57						
82	Duncan		1494														
100	Silver Creek		1548														
111	Clarks	(Grand Pavane Village, 1805)	1622														
132	Central City 38		1701					12.56									
144	Chapman, 38		1766														
144	Grand Island 34		1864	4.01	4.01	4.01	1.15	1.25	1.15	1.35	2.08		4.11	8.15	7.10	2.37	6.00
152	Grand Island 38, 40, 41		1816	4.01	4.01	4.01	1.23	1.32	1.23	1.42	2.15		4.11	8.30	7.30	2.37	6.00
160	Alda		1964								2.15			8.40			8.50
167	Wood River		1966								2.32			8.51			9.20
173	Shelton		2019								2.42			9.02			9.50
182	Gibbon 42		2061								2.49			9.11	1.00		10.20
186	Buda	(Old Fort Kearny)	2118											1.12	1.30		10.40
196	Kearney 41, 44	(State Normal)	2149				2.15	2.27	2.15	2.35	3.10		4.45	9.45	1.30	6.00	11.00
202	Odessa		2222								3.20			9.58			
211	Elm Creek	(Indian Fights, 1867)	2265								3.27			10.06			
222	Overton		2318								3.36			10.18			
230	Lexington		2389					3.02			3.50			10.40			
236	Darr		2451								3.10			10.40			
240	Cozad		2487								3.24			10.59			
246	Willow Island		2523								3.42			11.25			
259	Gothenburg		2563								3.38			11.43			
259	Brady Island		2561								4.24			11.57			
268	Maxwell	(Old Ft. McPherson)	2711								4.49		5.05	11.57	11.05		7.00
281	North Platte 44	{ North Platte River, former Buffalo Bill ranch, north. }	2802	5.55	5.55	5.55	4.00	4.10	4.00	4.25	5.05	5.05	6.02	12.30	11.59		7.20
281	North Platte		2802	4.56	4.56	4.56	3.10	3.20	3.10	3.35	4.15	5.30	5.10	11.50			6.20
288	Birdwood		2851														6.55
290	Nichols	(South Platte River)	2880														
294	Hershey		2903														
296	O'Fallons 44		2938														
301	Sutherland		2959														
313	Paxton		3056								4.38			12.15			7.30
325	Roscoe		3166								4.49			12.28			7.50
332	Ogallala		3213								5.01			12.40			8.10
341	Brule		3288								5.12			12.54			8.22
351	Big Springs		3369								5.22			1.05			8.35
363	Julesburg 28	{ Indian Battles, 1865-75 }	3467								5.33			1.18			8.52
378	Chappell	{ Capital of Wyo. }	3695								5.50			1.40			9.27
387	Lodge Pole		3831								6.45			1.40			9.39
394	Sunol		3925								6.58			1.40			9.49
405	Sidney	{ Lookout Sta., old Pt. Sidney, north }	4091	6.40	6.40	6.40	5.42	5.57	5.42	6.13	7.45	8.28					10.09
413	Brownson		4215														6.59
424	Potter		4387														
433	Dix		4551														
442	Kimball		4766														
448	Oliver		4788														
454	Bushnell		4866														
464	Pine Bluffs	(Nebr.-Wyo. State line)	5047														
475	Egbert 44		5286														
480	Burns		5455														
487	Hillsdale	(Rocky Mts. to South)	5638														
507	Cheyenne 44	{ Capital of Wyo. }	6060	8.25	8.25	8.25	8.00	8.15	8.00	8.35	10.45	10.50					
507	Cheyenne 30	{ Fort Warren }	6060	8.35	8.35	8.35	8.15	8.30	8.15	8.45	11.30	11.25					
516	Borle		6561														
526	Granite Canon		7315											11.20			

Continued on following page

NOTE Coach and Pullman tourist car from No. 17 leave Chicago at 10:20 p.m. on The Challenger, No. 717.

CALIFORNIA, PACIFIC NORTHWEST, UTAH AND COLORADO TO OMAHA AND CHICAGO

THE CHALLENGER—Coaches and Pullman tourist sleeping cars on a fast schedule between Los Angeles and Chicago.

EASTBOUND—Read Down

MILES	Table No. 20 The Overland Route		From Pacific Coast										Local Trains		Motor Buses		FOOTNOTES FOR TABLE 20
	Pacific Time		Elevation	The Streamliner	The Streamliner	The Streamliner	Los Angeles Limited	The Challenger	Mixed Passenger	San Fran. Overland Limited	Pacific Limited	California Fast Mail	Pony Express	Mixed Passenger	Motor Bus 6	Motor Bus 2	
	Read Down			City of Portland	City of San Fran	City of Los Ang.	8 Daily	818 Daily	226 Daily Except Sunday	28 Daily	14 Daily	6 Daily	38 Daily	320 Daily	Daily	Daily	
	So. Pac. Co.		14						8.20	8.20		8.20					
	Union Pacific		270	3.40					See Table 22.		8.00	10.30	8.00	11.00	9.30		
	Mountain Time		4251						See Table 21.		6.45	6.50	7.30	1.30	12.01		
0	SALT LAKE CITY		4298	8.35	8.35	8.00	8.05	6.30	7.40	8.35	7.55	8.35	12.30	2.45	1.15		
8	Ogden 31, 32		4554					f 6.45					f 12.45				
15	Strawberry		4850														
17	Peterson (Weber Canyon)		4889					f 7.05					f 1.04	3.15	1.45		
24	Morgan		5071					f 7.25					f 1.20	3.30	2.00		
31	Devil's Slide (Devil's Slide to south)		5251					f 7.40					f 1.35	3.42	2.12		
36	Henefer		5337					f 7.49					f 1.43				
40	Echo 56 ("The Witches," north)		5460					f 8.01					2.00	3.53	2.23		
40	Echo		5460										2.00	3.53	2.23		
50	Emory ("Echo Canyon")		5911										f 2.26				
56	Castle Rock		6224										f 2.39				
65	Wahsatch		6800										f 3.05				
69	Wyuta (Utah-Wyoming State line)		6739														
76	Evanston		6747	10.08	10.08	9.59	10.06		9.37	10.30		10.27	3.28	4.50	3.25		
76	Evanston		6747	10.08	10.08	10.06	10.13		9.44	10.37		10.34	3.45	5.00	3.35		
80	Mills		6890											4.50	3.35		
84	Knight		7075											For Complete Motor Bus Service See Union Pacific Stages Time Table Folder			
89	Altamont		7227										f 4.18				
91	Aspen (Aspen tunnel, 5,900 feet)		7183										f 4.25				
95	Spring Valley		7011										f 4.32				
103	Leroy		6710										f 4.45				
108	Bridger (Named for famous scout)		6630											5.10			
118	Carter		5498										f 5.30				
127	Hampton		6409														
134	Church Buttes		6353														
146	Granger 23		6271						11.40				f 5.58	6.45	5.23		
155	Marston		6210														
163	Bryan (Uinta Range to south)		6181														
169	Peru		6388														
176	Green River (Picturesque Cliffs)		6083	11.49	11.49	11.49	12.20	12.32	12.25	11.59	12.47	12.10	12.35	7.30	7.30	6.15	
176	Green River 23		6083	11.50	11.50	11.50	12.45	1.05	12.45	12.10	1.02	12.35	12.55	7.30	6.15		
184	Kanda		6209											7.30	6.15		
191	Rock Springs (Coal Mines)		6263				1.09	1.29	1.09	1.25	1.25	1.18		8.25	7.10		
197	Baxter		6309														
204	Salt Wells (Aspen Mts. south)		6374														
209	Thayer Jct. (Leucite Hills to north)		6441														
216	Point of Rocks		6509														
222	Hallville		6561														
227	Black Buttes		6616														
236	Bitter Creek		6699														
246	Table Rock (Table Rock to south)		6843														
253	Tipton		7001														
260	Red Desert		6722														
269	Wamsutter		6709														
277	Latham		6952														
281	Creston (Continental Divide)		7107														
288	Cherokee		6831														
292	Riner		6756														
296	Daley's Ranch		6689														
303	Hadsell (Ferris Mts. to north)		6918														
310	Rawlins		6747	1.59	1.59	1.59	3.30	3.50	3.30	3.05	3.58	3.17	3.37	11.10	9.55		
310	Rawlins		6747	1.59	1.59	1.59	3.37	3.57	3.37	3.12	4.05	3.22	3.45	11.40	10.15		
317	Parco (Large oil refinery)		6586											11.49	10.24		
325	Ft. Steele (North Platte River)		6511											12.00	10.35		
331	Walcott (St. Mary Pk., north)		6624														
336	Edson		6733														
341	Dana		6791														
345	Percy (Elk Mt. 15 miles south)		6935														
350	Hanna (Coal Mines)		6775														
361	Como (Fossil Dinosaur beds)		6712														
366	Calvin		6613														
370	Medicine Bow		6564														
376	Ridge		6693														
384	Wilcox		6969														
388	Rock River (Oil fields)		6910														
394	Harper (18 miles south)		7079														
399	Lookout		7125														
402	Cooper Lake (Laramie Peak)		7037														
408	Bosler (45 miles north)		7082														
415	Wyoming		7143														
419	Howell		7118														
427	Laramie (State University)		7151	3.55	3.55	3.55	6.10	6.30	6.10	5.47	7.03	5.40	6.20	2.44	1.19		
427	Laramie (Snowy Range to west)		7151	3.55	3.55	3.55	6.18	6.45	6.18	5.55	7.10	5.45	6.40	2.54	1.19		
439	Colores (Bizarre eroded rocks)		7623														
445	Hermosa		7899														
450	Dale Creek (Rocky Mts. to south)		7921														

For equipment, see pages 10 to 13, inclusive.

Continued on following page

CALIFORNIA, PACIFIC NORTHWEST, UTAH AND COLORADO TO OMAHA AND CHICAGO

THE CHALLENGER—Coaches and Pullman tourist sleeping cars on a fast schedule between Los Angeles and Chicago.

EASTBOUND—Read Down

MILE	Table No. 20 (Continued) The Overland Route <i>Mountain Time</i> Read Down	Elevation	From Pacific Coast			From Colo.			Local Trains		Motor Buses							
			The Streamliner, City of Portland 2	The Streamliner, City of San Fr'n 102	The Streamliner, City of Los Ang. 104	Los Angeles Limited 8 Daily	The Challenger 818 Daily	Portland Rose 18 Daily	San Fran. Overland Limited 28 Daily	Pacific Limited 14 Daily	California Fast Mail 6 Daily	The Streamliner, City of Denver 112 Daily	The Columbine 12 Daily	Local Passenger 16 Daily	Local Passenger 34 Daily	North Platte Valley Express 354-54 Daily	Motor Bus 6 Daily	Motor Bus 2 Daily
453	Sherman ^{Highest point en route} Wyo. Lv	8013				⓪	⓪	⓪	⓪	⓪								
457	Buford ^{Source of U. P. red gravel} Lv	7862				⓪	⓪	⓪	⓪	⓪								
461	Ozone	7557				⓪	⓪	⓪	⓪	⓪								
464	Granite Cañon	7315				⓪	⓪	⓪	⓪	⓪								
474	Borie ^{Capital of Wyoming}	6561				⓪	⓪	⓪	⓪	⓪								
484	Cheyenne 44 ^{Fort Warren} Ar	6060	5.15	5.15	5.15	8.00	8.30	8.00	7.35	8.50								
484	Cheyenne 30	6060	5.25	5.25	5.25	8.20	8.45	8.20	7.50	9.15								
503	Hillsdale ^{Rocky Mts. to Burns south}	5638				⓪	⓪	⓪	⓪	⓪								
510	Burns	5455				⓪	⓪	⓪	⓪	⓪								
516	Egbert 44	5286				⓪	⓪	⓪	⓪	⓪								
526	Pine Bluffs	5047				⓪	⓪	⓪	⓪	⓪								
536	Bushnell	4866				⓪	⓪	⓪	⓪	⓪								
542	Oliver	4788				⓪	⓪	⓪	⓪	⓪								
549	Kimball	4706				⓪	⓪	⓪	⓪	⓪								
558	Dix	4551				⓪	⓪	⓪	⓪	⓪								
567	Potter	4387				⓪	⓪	⓪	⓪	⓪								
578	Brownson	4215				⓪	⓪	⓪	⓪	⓪								
586	Sidney ^{Lookout Sta., Old Ft. Sidney north}	4091	6.59	6.59	6.59	10.18	10.38	10.18	9.58	11.08								
597	Lodge Pole	3925				⓪	⓪	⓪	⓪	⓪								
603	Chappell	3831				⓪	⓪	⓪	⓪	⓪								
613	Julesburg 28	3695				⓪	⓪	⓪	⓪	⓪								
628	Julesburg	3467				⓪	⓪	⓪	⓪	⓪								
639	Big Springs ^{So. Platte River} Nebr.	3467				⓪	⓪	⓪	⓪	⓪								
649	Brule	3369				⓪	⓪	⓪	⓪	⓪								
658	Ogallala	3288				⓪	⓪	⓪	⓪	⓪								
665	Roscoe	3213				⓪	⓪	⓪	⓪	⓪								
678	Paxton	3166				⓪	⓪	⓪	⓪	⓪								
690	Sutherland	3056				⓪	⓪	⓪	⓪	⓪								
692	O'Fallons 44	2959				⓪	⓪	⓪	⓪	⓪								
696	Hershey	2938				⓪	⓪	⓪	⓪	⓪								
699	Nichols	2903				⓪	⓪	⓪	⓪	⓪								
703	Birdwood	2880				⓪	⓪	⓪	⓪	⓪								
709	N. Platte 44 ^{Central Time} Ar	2851				⓪	⓪	⓪	⓪	⓪								
709	North Platte ^{"Buffalo Bill" Ranch, north} Lv	2802	8.43	8.43	8.43	12.38	12.55	12.38	12.18	1.23	1120	8.33	1.10					
709	Maxwell ^{Old Ft. McPherson}	2802	9.44	9.44	9.44	1.48	2.05	1.48	1.28	2.30	1230	9.35	2.20					
722	Brady Island	2711				⓪	⓪	⓪	⓪	⓪								
732	Gotenburg	2651				⓪	⓪	⓪	⓪	⓪								
744	Willow Island	2563				⓪	⓪	⓪	⓪	⓪								
750	Cozad	2523				⓪	⓪	⓪	⓪	⓪								
755	Darr	2487				⓪	⓪	⓪	⓪	⓪								
761	Lexington ^{Indian fights 1867}	2451				⓪	⓪	⓪	⓪	⓪								
769	Overton	2389				⓪	⓪	⓪	⓪	⓪								
780	Elm Creek	2318				⓪	⓪	⓪	⓪	⓪								
788	Odesa	2265				⓪	⓪	⓪	⓪	⓪								
795	Kearyne 42, 43 ^{State Normal School}	2222				⓪	⓪	⓪	⓪	⓪								
804	Buda	2149				⓪	⓪	⓪	⓪	⓪								
809	Gibbon 42	2118				⓪	⓪	⓪	⓪	⓪								
817	Shelton	2061				⓪	⓪	⓪	⓪	⓪								
823	Wood River	2019				⓪	⓪	⓪	⓪	⓪								
831	Alda	1966				⓪	⓪	⓪	⓪	⓪								
839	Grand Island ³⁴ Ar	1916				⓪	⓪	⓪	⓪	⓪								
846	Grand Island ^{38, 40, 41} Lv	1864	11.30	11.30	11.30	4.35	4.50	4.35	4.15	5.18	2.50	11.20	4.45	11.15				
858	Chapman	1864	11.30	11.30	11.30	4.40	4.55	4.40	4.20	5.25	2.55	11.20	4.50	11.35				
868	Central City 38	1766				⓪	⓪	⓪	⓪	⓪								
879	Clarks ^{Grand Pawnee Village, 1805}	1701				⓪	⓪	⓪	⓪	⓪								
891	Silver Creek	1622				⓪	⓪	⓪	⓪	⓪								
901	Duncan	1548				⓪	⓪	⓪	⓪	⓪								
909	Richland ^{35, 36, 39 (Loup River)}	1494				⓪	⓪	⓪	⓪	⓪								
916	Schuyler	1447				⓪	⓪	⓪	⓪	⓪								
924	Rogers	1401				⓪	⓪	⓪	⓪	⓪								
932	Bay State	1350				⓪	⓪	⓪	⓪	⓪								
937	North Bend	1312				⓪	⓪	⓪	⓪	⓪								
939	Ames	1287				⓪	⓪	⓪	⓪	⓪								
947	Fremont ^{Named for Mercer—Gen. Fremont}	1275				⓪	⓪	⓪	⓪	⓪								
954	Waterloo ^(Elkhorn River)	1231				⓪	⓪	⓪	⓪	⓪								
959	Elkhorn	1197				⓪	⓪	⓪	⓪	⓪								
965	Lane	1176				⓪	⓪	⓪	⓪	⓪								
969	Millard	1126				⓪	⓪	⓪	⓪	⓪								
971	Portal	1166				⓪	⓪	⓪	⓪	⓪								
976	Papillion	1093				⓪	⓪	⓪	⓪	⓪								
980	Gilmore	1067				⓪	⓪	⓪	⓪	⓪								
985	South Omaha ^{The original Union Pacific Line}	1032				⓪	⓪	⓪	⓪	⓪								
990	Omaha	1023	1.35	1.35	1.35	8.00	8.05	8.00	7.40	8.30	5.40	1.25	7.50	3.10	9.45	10.10	7.00	6.00
0	Omaha (Wab.)	1033				8.30	8.30	8.30	8.30	8.30								
414	St. Louis	480				8.20	8.20	8.20	8.20	8.20								
0	Omaha (C. & N.W.)	1033	1.45	1.45	1.45	8.30	8.35	8.30	8.10	8.55		1.35	8.10		9.55	10.15	8.00	7.30
3	Council Bluffs	983				8.45	8.55	8.45	8.25	9.15			8.25	10.10	10.30	8.20	8.00	7.50
488	Chicago	590	9.30	9.30	9.30	8.42	8.45	8.42	8.35	8.45		9.23	7.50			11.45	11.00	

For equipment, see pages 10 to 13, inclusive.

For explanation of reference marks, see page 16.

BETWEEN CHICAGO, OMAHA, DENVER, OGDEN, SALT LAKE CITY AND LOS ANGELES
THE CHALLENGER—Coaches and Pullman tourist sleeping cars on a fast schedule between Chicago and Los Angeles.

Table No. 21: The Overland Route. Includes columns for Motor Bus 1, Motor Bus 3, California Fast Mail, Pacific Limited, The Challenger, Los Angeles Limited, Streamliner, MILES, and EASTBOUND Read Up. Lists routes from Chicago to Los Angeles with fares and schedules.

Table No. 21
The Overland Route

Read Down WESTBOUND

EASTBOUND Read Up

Main table containing route details, station names (e.g., Chicago, Council Bluffs, Omaha, St. Louis, Omaha, Fremont, Columbus, Grand Island, Kearney, North Platte, Julesburg, Sidney, Cheyenne, Denver, Cheyenne, Laramie, Rawlins, Rock Springs, Green River, Evanston, Ogden, SALT LAKE CITY, SALT LAKE CITY, Buena Vista, Riter, Garfield, Smelter, Lake Point, Morris, Erda, Shields, Warner, Stockton, St. John, Ajax, Faust, Pehrson, Dunbar, Lofgreen, Boulter, Tintic, McIntyre, Jericho, Champlin, Lyndyl, Cline, Delta 105, Oasis, Van, Clear Lake, Needs, Borden, Bloom, Punice, Black Rock, Malone, Read, Opal, Milford 107, Milford, Laho, Thermo, Nada, Lund 108, Lund, Cedar City 108, Cedar City, Lund, Lund 108, Zane, Beryl, Yale, Modena, Uvada, Crestline, Brown, Acoma), fares, and schedules.

Continued on following page

For equipment, see pages 10 to 13, inclusive. For explanation of reference marks, see page 19.

For Complete Motor Bus Service see Union Pacific Stages Time Table Folder

Motor Buses Run via St. George to Las Vegas

Motor Buses Run via Provo see table No. 102

For Complete Motor Bus Service See Union Pacific Stages Time Table Folder

Motor Buses Run via St. George to Cedar City

BETWEEN CHICAGO, OMAHA, DENVER, OGDEN, SALT LAKE CITY AND LOS ANGELES

THE CHALLENGER—Coaches and Pullman tourist sleeping cars on a fast schedule between Chicago and Los Angeles.

Table with columns for WESTBOUND—Read Down and EASTBOUND—Read Up. Includes station names like Islen, Eccles, Caliente, Meadows Valley, etc., and arrival/departure times. Features a central 'Table No. 21 The Overland Route' and 'THE STREAMLINER CITY OF LOS ANGELES' sections.

ASK ABOUT LOW COST MEALS served to COACH and PULLMAN TOURIST CAR PASSENGERS on Union Pacific

Breakfast . . . 25¢ Lunch 30¢ Dinner 35¢

FOOTNOTES FOR TABLE 21. (a) Makes five trips each way between Chicago and Los Angeles each month. See table B, page 6, for sailing dates and schedule.

(b) Mileage shown on mile posts is from Council Bluffs. See last paragraph under General Information, page 2.

(c) Motor Bus between Lund and Cedar City. (d) Meals.

(e) Stops only on signal. (f) Motor Bus connections with main line trains at East Los Angeles. Also see page 39.

(g) Conditional stop; see table 20. (h) See tables 29 and 30 for service between St. Louis, Kansas City, Denver and Cheyenne.

(i) Stops to take on paying passengers for San Bernardino and west.

(j) Stops to let off paying passengers from San Bernardino and west.

(k) Stops on Monday, Wednesday, and Saturday.

(l) Stops to take paying passengers for Salt Lake City or east, and to let off from San Bernardino or west.

(m) Stops to let off paying passengers from Salt Lake City and east; also to take for San Bernardino and west.

(n) Stops to take paying passengers for Salt Lake City or east.

(o) Stops to let off paying passengers from Salt Lake City and east. (p) No local bus passengers carried in California.

Time from 12.01 midnight to 12.00 noon shown in light face type; time from 12.01 noon to 12.00 midnight is shown in heavy face type.

Where no time is shown trains do not stop, except as indicated by reference marks.

For equipment, see pages 10 to 13, inclusive.

BETWEEN CHICAGO OMAHA, DENVER, OGDEN AND SAN FRANCISCO

WESTBOUND—Read Down

EASTBOUND—Read Up

Free Side Trip to Salt Lake City

Free side trip, Ogden to Salt Lake City and return, if your one way or round trip ticket is from Denver, Cheyenne, or east thereof, to or west of Cobre, Nevada, or Pocatello, Idaho, or the reverse; and if routed via Union Pacific Railroad between Denver, Cheyenne and Ogden or Pocatello. Apply to agent issuing your through ticket, agent at Ogden, or conductor on your train into Ogden.

FOOTNOTES FOR TABLE 22

★ S. P. trains 27 and 28 carry only standard Pullman sleeping cars, dining car and club and observation cars between Ogden and San Francisco; tourist Pullman sleeping cars, chair cars or coaches and a dining car are carried west on S. P. No. 9-287 and east on S. P. No. 30.

● Makes five trips each way between Chicago and San Francisco each month. See table D, page 6, for sailing dates and schedule.

① See tables 29 and 30 for service between St. Louis, Kansas City, Denver and Cheyenne.

② Stops to let off paying passengers from Colfax or west; also to take on for beyond Ogden.

③ Stops to take paying passengers for Reno and east.

④ Conditional stop; see table 19.

⑤ Stops to let off paying passengers from Sparks or west; also to take on for Ogden or beyond.

⑥ Stops to take passengers for east of Sparks.

⑦ Stops to let off passengers from Ogden and east.

⑧ Stops to let off passengers from Sacramento and east.

(a) Stops to take paying passengers for Ogden and east.

(d) Stops to let off passengers from east of Sparks.

(e) Stops to let off passengers from Cheyenne or east.

(f) Stops only on signal.

(g) Stops to let off passengers from Reno and east; also to take for Sacramento and west.

(p) Stops to let off passengers from Roseville or east.

⊕ See table 31 for service between Ogden and Salt Lake City.

◆ Mileage shown on mile posts is from Council Bluffs. See last paragraph under General Information, pg. 2.

Table No. 22
The Overland Route

WESTBOUND—Read Down		EASTBOUND—Read Up		MILE S		Elevation	
Pacific Limited 21 Daily	San Francisco Overland Limited 27 Daily	The Streamliner, City of San Fr'n 101	◆	The Streamliner, City of San Fr'n 102	San Francisco Overland Limited 28 Daily	Pacific Limited 14 Daily	◆
10.30	10.20	6.15	0	9.30	8.35	8.45	
10.33	9.50	488	Ar	9.30	8.25	9.15	
10.50	10.15	1.51	Ar	10.33	8.10	8.55	
	7.30		0		8.20		
	8.15		414		8.30		
	11.20	10.45	2.00		7.40	8.30	
f12.07	f11.32	37	Ar	f 6.35	7.33		
12.57	f12.22	82	Ar	f 5.40	6.40		
2.15	1.42	4.01	144	f 4.15	5.18		
3.10	2.35	186	Ar	f 3.15	4.15		
5.05	4.25	5.55	281	f 2.20	2.30		
4.15	3.35	4.56	281	f 1.23	1.23		
6.20	⑤	363	Ar	f 10.42	11.51		
7.45	6.13	6.40	405	f 9.50	11.00		
10.45	8.35	8.25	507	f 7.50	9.15		
① 9.10	① 3.30		0	① 2.00	① 9.30		
5.30	10.10		0	7.30	3.45		
8.00	5.45		640	10.30	11.35		
① 11.10	①	746	Ar	①	① 9.10		
1.10	8.45	8.35	507	5.15	7.35	8.50	
1.12	10.40	10.05	563	3.55	5.47	7.03	
4.02	1.30	11.52	680	1.59	3.05	3.58	
6.29	3.55	7.99	799		12.35	1.25	
6.52	4.20	8.14	814		12.10	1.02	
7.10	4.35	1.57	814	11.50	11.49	12.47	
9.35	6.53	3.45	914	11.49	9.37	10.30	
11.50	9.05	5.20	990	8.35	7.40	8.35	
11.20	8.15		0		8.40	9.30	
★ 8.35	★ 9.00	4.30	990	★ 7.25	★ 6.10	6.55	★ 6.00
f12.08	e	1014	Ar	②	②	②	②
f 1.00	e	1038	Ar	②	②	②	②
2.11	e	1093	Ar	②	②	②	②
f 2.28	e	1105	Ar	②	②	②	②
11.15	11.56	1111	Ar	②	3.05	3.46	2.50
11.50	12.40	1128	Ar	②	f 2.36	2.15	
12.45	4.14	1166	Ar	②	f 1.39	f 2.19	1.18
f 4.37	e	1184	Ar	②	②	②	②
f 4.53	e	1196	Ar	②	f 1.53	②	②
1.45	5.26	1217	Ar	②	f 1.40	②	②
2.15	6.01	1239	Ar	②	12.30	1.07	12.15
f 6.24	e	1247	Ar	②	11.59	12.35	11.40
f 6.47	e	1265	Ar	②	②	②	②
7.27	f 4.32	1297	Ar	②	②	②	②
f 8.13	e	1339	Ar	②	②	②	②
4.37	8.37	1356	Ar	②	②	②	②
5.15	9.17	1389	Ar	②	9.33	9.43	9.08
6.10	10.12	1428	Ar	②	8.40	8.50	8.20
7.17	11.30	1485	Ar	②	f 7.42	7.50	7.18
f11.47	e	1497	Ar	②	f 6.40	6.32	6.13
f	e	1527	Ar	②	②	f 6.12	②
8.32	1.00	1530	Ar	②	②	5.15	②
10.30	2.05	11.25	1555	②	10.25	5.20	4.35
f	d	1607	Ar	②	5.20	4.10	3.25
f	d	1617	Ar	②	②	②	②
f	d	1618	Ar	②	②	②	②
1.50	f 4.37	1629	Ar	②	②	1.25	1.05
2.45	d	1647	Ar	②	②	f 12.47	f12.28
3.00	d	1652	Ar	②	②	②	f12.10
f 3.12	d	1655	Ar	②	②	②	②
3.24	d	1658	Ar	②	②	②	②
3.45	5.56	1665	Ar	②	②	②	②
4.40	6.35	1683	Ar	②	②	②	②
5.00	6.45	1683	Ar	②	②	②	②
6.20	②	1696	Ar	②	②	②	②
②	②	1743	Ar	②	②	②	②
②	②	1749	Ar	②	②	②	②
7.15	8.34	7.33	7.08	②	②	②	②
7.24	8.47	7.45	7.16	②	②	②	②
7.35	8.55	7.55	7.22	②	②	②	②
8.12	9.32	8.32	7.52	②	②	②	②

Union Pacific
Historical
Museum

• A most complete and intensely interesting record of western pioneer and Union Pacific Railroad construction days, is on display in a museum on the first floor of the Union Pacific Headquarters Bldg., 1416 Dodge Street, Omaha.

• It contains relics, souvenirs, trophies, animal mountings, firearms, photographs, valuable documents and numerous other articles, the history of which extends over a period of 100 years. Travelers with a little time to spare between train connections in Omaha could spend it to rare advantage in this Historical Museum.

• The public is invited and urged to inspect this valuable collection. Admission is always free. Visiting hours are from 10 to 12 a.m. and from 2 to 4 p.m. each day except Saturday and Sunday. Any street car going north from the Omaha Union Station will take you to Fifteenth and Farnam Streets. The Union Pacific Building is two blocks north from that corner.

"Going To Sea By Rail" across Great Salt Lake, Utah

Fifteen miles west of Ogden, Overland Route trains actually "go to sea by rail" — over the famous "cut-off" across Great Salt Lake. For nearly 103 miles they skim over this remarkable man-made pathway. The Wasatch Mountains of Utah rim

this vast dead sea. The beauty and the silence of the desert, the wheel of seagulls, far from their native oceans, the strange play of sunsets, make the passage of Great Salt Lake one of the memorable events of a journey to or from San Francisco.

Great Salt Lake is 75 miles long and 31 wide. It is one of the world's most remarkable bodies of water — more salty than any except the Dead Sea of Palestine. Bathers float or swim in it but never sink! The lake is 22 per cent salt.

BETWEEN CHICAGO, OMAHA AND SPOKANE, PORTLAND, TACOMA AND SEATTLE

Read Down WESTBOUND

Table with columns for Motor Bus 3 Daily, Motor Bus 1 Daily, Pacific Limited 21 Daily, Portland Rose 17 Daily, Streamliner 1 Daily, and Mileage. Includes notes for connecting buses and schedules.

Explanation of Reference Marks, Pages 21 and 22. The Portland Streamliner makes five trips each way between Chicago and Portland each month; leaves Chicago on the 4th, 10th, 16th, 22nd and 28th; leaves

Table No. 23 The Overland Route See Tables Nos. 19 and 20 for complete schedules between Omaha and Green River

Main routing table with columns for station names, mileages, and elevation. Stations include Chicago, Council Bluffs, Omaha, St. Louis, Omaha, Fremont, Grand Island, Kearney, North Platte, Julesburg, Sidney, Cheyenne, St. Louis, Kansas City, Denver, Cheyenne, Laramie, Rawlins, Rock Springs, Green River, Granger 19, 20, Moxa, Nutria, Opal, Waterfall, Diamondville, Kemmerer, Moyer Jct., Fossil, Nugget, Sage, Beckwith, Pixley, Cokeville, Border, Pegram, Dingle, Montpelier 60, Montpelier, Pescadero, Georgetown, Cavanaugh, Manson, Rose, Soda Springs, Alexander 61, Bancroft, Kinport, Pebble, Blaser, Lava Hot Springs, Topaz, McCammon 32, Onyx, Inkom, Portneuf, Pocatello 32, Pocatello, W. Yellowstone 5, 7, 8, W. Yellowstone 10, 32, 65, Salt Lake City 32, Bannock, American Falls, Coolidge, Quilge, Wapi, Minidoka 67, Kimama, Owinsa, Dietrich, Shoshone 71, 72, Tunupa, Gooding, Fuller, and Bliss 68.

EASTBOUND Read Up

Table with columns for Elevation, Streamliner 2 Daily, Portland Rose 18 Daily, Pacific Limited 14 Daily, Motor Bus 2 Daily, and Motor Bus 6 Daily. Includes notes for connecting buses and schedules.

IMPORTANT NOTICE

Coach and Pullman tourist car on the Portland Rose, trains 17 and 18, are carried on THE CHALLENGER between Chicago and Green River. Westbound Challenger leaves Chicago 10.20 p.m.

FOOTNOTES FOR PAGES 21 AND 22

- List of 20 numbered footnotes providing details on passenger rules, stopping points, and schedule variations.



Figures opposite junction points refer to numbers of time tables showing diverging trains. Time from 12.01 midnight to 12.00 noon shown in light face type; time from 12.01 noon to 12.00 midnight shown in heavy face type.

BETWEEN CHICAGO, OMAHA AND SPOKANE, PORTLAND, TACOMA AND SEATTLE

FOOTNOTES FOR PAGE 23

WESTBOUND—Read Down					Table No. (Continued) 23		EASTBOUND—Read up					
Motor Bus 3 Daily	Motor Bus 1 Daily	Pacific Limited 21 Daily	Portland Rose 17 Daily	The Stream-liner 1	M I L E S	The Overland Route	Elevation	The Stream-liner 2	Portland Rose 18 Daily	Pacific Limited 14 Daily	Motor Bus 2 Daily	Motor Bus 6 Daily
9.40	12.28	5.40	1.19	●	1195	Bliss 68 (M.T.)	Idaho	Ar 3265	c	1.54	4.34	6.49
10.07	12.55	k	①		1201	" Pleska	"	Lv 3087	c	f 1.44	4.02	6.17
10.17	1.05	f 6.02	2.00		1211	" King Hill	"	" 2532	c	f 1.29	3.52	6.07
10.17	1.35	6.28	2.10		1218	Ar Glenns Ferry Snake River	"	" 2562	2.38	1.20	3.52	5.37
10.34	1.52	①	①		1227	Lv Glenns Ferry Snake River	"	Ar 2562	2.30	1.12	3.52	5.20
11.09	2.27	k	2.58		1236	" Hammett	"	Lv 2544	c		3.05	4.50
		k	①		1246	" Reverse Mountain Home	"	" 3089	1.50	12.35	3.05	4.50
		k	①		1257	" Cleff	"	" 3148	c			
		k	①		1263	" Sunnyside	"	" 3232	c			
		f 7.43	①		1267	Ar Orchard	"	" 3179	c	f 12.05		
For Complete Motor Bus Service See Union Pacific Stages Time Table Folder	Motor 567	Via Boise Main Line	Boise		1267	Lv Orchard	"	Ar 3157	Via Boise Main Line	Motor 568	For Complete Motor Bus Service See Union Pacific Stages Time Table Folder	
	2.15				1279	" Owyhee	"	Lv 2971	2.10			
	2.40				1287	" Mora	"	Lv 2775	1.45			
					1291	" Kuna	"	" 2690				
					1301	Ar Nampa 73, 74 (To Payette Lake)	"	Lv 2489				
					1267	Lv Orchard	"	Ar 3157	12.05		1.50	3.35
12.19	3.37	8.13	4.00	10.37	1293	Ar Boise (Capital of Idaho)	"	Lv 2692	3.04	12.43	1.30	3.15
12.50	4.10	8.30	4.10	10.37	1293	Lv Boise (Arrowrock Dam)	"	Ar 2692	3.04	12.33	1.10	2.53
1.10	4.30	8.43	①		1301	" Meridian	"	" 2605	c	11.05	12.52	2.35
1.28	4.48	9.00	4.35		1312	Ar Nampa 73	"	Lv 2489	12.08	10.40	12.52	2.35
		9.08	4.40		1312	Lv Nampa	"	Ar 2489	12.01	10.35	12.52	2.35
		k	①		1316	" Moss	"	Lv 2441	c		12.32	2.15
1.48	5.08	9.23	4.56		1321	" Caldwell 75 (Boise River)	"	" 2375	11.45	10.24		
		9.34	5.07		1328	" Notus	"	" 2325	c	11.05		
		9.45	5.18		1336	" Parma	"	" 2231	c	11.05		
		9.55	5.29		1345	" Nysa 76 (Snake River)	Ore.	" 2185	c	9.56		
		k	①		1347	" Arcadia	"	" 2178	c			
2.45	6.05	10.18	①		1354	" Ontario 77 (Snake River)	"	" 2165	11.03	9.43	11.31	1.11
3.00	6.20	10.28	5.58		1358	" Payette 76	Idaho	" 2154	10.50	9.34	11.15	12.55
		①	①		1365	" Crystal	"	" 2131	c			
3.25	6.45	10.50	6.20		1371	" Weiser 119	"	" 2121	10.25	9.15	10.48	12.28
		k	①		1377	" Eaton	"	" 2111	c			
		k	①		1381	" Cobb	"	" 2097	c			
		k	①		1385	" Olds Ferry (Snake River)	"	" 2085	c			
4.00	7.20	11.30	7.00	12.30	1394	Ar Huntington 79 (Burnt River)	Ore.	" 2116	1.25	9.58	8.45	10.10
3.10	6.50	10.40	6.10	11.32	1394	Lv Huntington (Pacific Time)	"	Ar 2116	12.23	8.45	7.35	11.50
		b	b		1406	" Weatherby	"	Lv 2405	①		9.05	10.20
3.50	7.30	11.15	b		1415	" Durkee (Burnt River)	"	" 2657	①	f 6.42	8.25	9.40
4.14	7.54	b	b		1428	" Pleasant Valley	"	" 3746	①	f 5.50	8.05	9.20
4.32	8.17	12.06	7.35		1442	" Baker 115 (To Sumpter Valley)	"	" 3438	7.15	5.50	7.40	8.55
4.52	8.37	12.20	f 7.54		1452	" Haines (Blue Mountains)	"	" 3336	①	f 5.29	6.55	8.40
5.07	8.52	12.34	f 8.12		1462	" North Powder (Powder River Valley)	"	" 3251	①	f 5.15	6.40	8.25
		b	b		1471	" Telocast	"	" 3449	①	f 5.00	6.15	8.00
5.35	9.20	f 1.06	b		1481	" Union Jct. (Grande Ronde Valley)	"	" 2718	①	f 4.45	6.05	7.50
5.47	9.32	f 1.14	b		1485	" Hot Lake (Hot Springs and Sanatorium)	"	" 2708	①	f 4.38	5.50	7.35
6.15	9.55	b	9.15		1494	" La Grande 84 (To Wallowa Lake)	"	" 2788	5.55	4.25	5.50	7.35
		b	b		1502	" Hilgard (Grande Ronde River)	"	" 3008	①	f 3.53	5.15	7.00
6.55	10.35	f 2.14	b		1513	" Kamela	"	" 4205	①	f 3.50	5.15	7.00
7.05	10.45	f 2.25	b		1519	" Meacham	"	" 3680	①	f 3.14	5.00	6.45
		b	b		1526	" Huron Blue Mountains	"	" 2915	①	①		
		f 2.52	b		1536	" Duncan	"	" 2305	①	①		
		f 3.10	b		1547	" Gibbon (Umatilla River)	"	" 1742	①	f 2.39		
		f 3.30	b		1557	" Cayuse (Indian Reservation)	"	" 1414	①	f 2.22		
8.00	11.40	The Spokane 62-11-17 Daily	3.55	11.40	1568	Ar Pendleton 83 (Umatilla River)	Wash.	Lv 1069	7.51	3.30	The Spokane 12-61 Daily	3.45
10.00	1.15	Daily	6.55		47	Ar Walla Walla 81 Spokane (a)	Wash.	Lv 996	①	12.15	1.50	3.45
3.20	6.00		11.59		252	Ar Pendleton (Scene of Annual "Roundup")	Ore.	Lv 1069	7.51	3.05	8.30	11.00
			4.00	11.56	1568	Lv Pendleton	"	Ar 974		1.45	3.10	5.01
			4.10		1572	" Rieth	"	" 737		1.35		
			b		1585	" Nolin	"	" 641		①		
9.11	12.38	12.47	f 4.35		1592	" Echo	"	" 593		f 1.05	2.34	4.23
9.16	12.44	12.54	f 4.40		1595	" Stanfield	"	" 610		12.57	2.27	4.18
		①	①		1600	" Hinkle	"	" 459		①		
9.26	12.53	f 1.08	Via	Via	1604	" Hermiston (Umatilla River)	"	Lv 296	Via	Via	2.20	4.08
9.38	1.00	1.20			1610	Ar Umatilla 80, 81 (Columbia River)	"	Lv 1895	9.45	①	2.07	3.57
		7.00			185	Ar Spokane (a)	"	Lv 1895			7.00	
		9.45				Lv Spokane (a)	"	Ar 1895				
9.38	1.05	2.25	Cut-off	Cut-off	1610	Lv Umatilla 82	"	Ar 296	Cut-off	Cut-off	1.55	2.02
		①	b		1603	" Westland	"	Lv 577	①	①		3.57
10.05	1.32	①	b		1620	" Boardman (Columbia River)	"	" 252	①	11.23	f 1.21	
10.25	1.54	①	b		1635	" Heppner Jct. 94	"	" 239	①	1.15	1.14	3.06
10.50	2.10	①	b		1646	" Arlington 94, 95	"	" 225	①	11.47	12.49	12.59
		f 5.44	b		1654	" Blalock	"	" 217	①	11.34	①	2.49
11.34	2.54	f 6.21	b		1674	" Rufus	"	" 174	①	11.09	①	11.46
		b	b		1677	" Grant	"	" 174	①	①	①	2.07
11.41	3.01	f 6.29	b		1680	" Biggs 96	"	" 170	①	11.00	①	11.38
11.58	3.19	①	b		1687	" Cello (Celilo Falls and Canal)	"	" 159	①	①	①	1.59
12.15	3.36	①	b		1700	Ar The Dalles (Mt. Hood to south)	"	" 98	12.01	10.30	11.45	1.28
12.45	3.46	5.05	7.10	5.05	1700	Lv The Dalles (Columbia River Gorge)	"	Ar 98	11.55	10.25	11.40	1.20
1.34	4.35	5.40	7.43	5.40	1721	" Hood River (Mt. Adams, no.)	"	Lv 100	11.20	9.41	11.05	10.06
2.01	5.02	①	b		1734	" Wyeth	"	" 97	n	f 9.16	①	9.34
2.15	5.16	①	b		1741	" Cascade Locks	Co-lumbia River Highway	" 101	n	f 9.07	①	9.19
2.29	5.30	f 8.24	b		1745	" Bonneville (Bonneville Dam)	"	" 51	n	f 8.59	①	11.25
		①	b		1752	" Oneonta (Oneonta Gorge)	"	" 44	n	f 8.48	①	
		①	b		1754	" Multnomah Falls	"	" 42	n	①	①	8.48
2.46	5.47	①	b		1757	" Bridal Veil (Bridal Veil Falls)	"	" 43	n	f 8.42	①	11.09
		f 8.41	b		1761	" Rooster Rock (Latourel Falls)	"	" 43	n	①	①	
		①	b		1768	" Troutdale (Mt. St. Helena, no.)	"	" 51	n	8.28	①	
4.05	7.00	7.35	9.40	7.35	1784	Ar Portland	"	Lv 29	3.45	9.35	8.00	7.30

IMPORTANT
For footnotes and explanation of reference marks on this page, see page 21.

Continued on following page.

- ① Conditional stop; see table 23.
- ② Runs via Borie Cut-off, see Table 30.
- ③ Stops to take paying passengers for north of Umatilla.
- ④ Stops to let off paying passengers from north of Umatilla.
- ⑤ Stops to let off paying passengers from points west of Ayer.
- ⑥ Stops to let off paying passengers from points east of Ayer.
- ⑦ No. 30 will hold, if necessary, till 11.00 a.m. for N. P. 288.
- (a) Stops to take paying passengers for Vancouver and beyond and to let off from points north of Seattle.
- (b) Stops to let off paying passengers from Vancouver and beyond and to take on for points beyond Seattle.
- (c) Stops to take paying passengers for south of Tacoma, and to let off from north of Seattle.
- (f) Stops on signal.
- (g) Stops on flag to take on or let off paying passengers to or from scheduled stops.
- (h) No. 18 holds 30 minutes at Portland for No. 458.
- (i) Via North Puyallup.
- (j) Via Puyallup.
- (m) Via Kelso. Bus service between Kelso and Longview every 20 minutes. Tickets to Longview honored to Kelso or vice versa.
- (n) Stops to let off paying passengers from Vancouver and beyond, and to take for Tacoma and north.
- (o) Stops to let off paying passengers from Tacoma and beyond, and to take for Seattle and north.
- (p) Train will stop for paying passengers.
- (q) Stops to take paying passengers for Tacoma and south.
- (r) Stops to let off paying passengers from south of Tacoma and to take for points beyond Seattle.
- (s) Stops to take on paying passengers for points south of Tacoma and to let off from Seattle.
- (v) Stops to take on paying passengers for south of Tacoma.
- (z) Stops to let off paying passengers from Tacoma and north and to take for Vancouver and south.
- ☒ Coach and Pullman tourist car from No. 17 leave Chicago 10.15 p.m. on The Challenger No. 717.
- ▲ Motor Bus.

BETWEEN PORTLAND, TACOMA AND SEATTLE

All tickets over these lines are interchangeable and will be good on any train

Table No. 23 Overland Route Pacific Time. Columns include Daily Union Station, Miles, and various train routes like Portland, Tacoma, Seattle, and Cheyenne.

CHICAGO-OMAHA-DENVER-SPOKANE (via PENDLETON)

Table No. 25 (Central Time). Columns include Daily Union Station, Miles, and various train routes like Chicago, Omaha, Denver, and Spokane.

CHICAGO AND ST. LOUIS TO BUTTE (via POCATELLO)

Table No. 24 (Central Time). Columns include Daily Union Station, Miles, and various train routes like Chicago, St. Louis, Butte, and Cheyenne.

PORTLAND-SPOKANE (via UMATILLA)

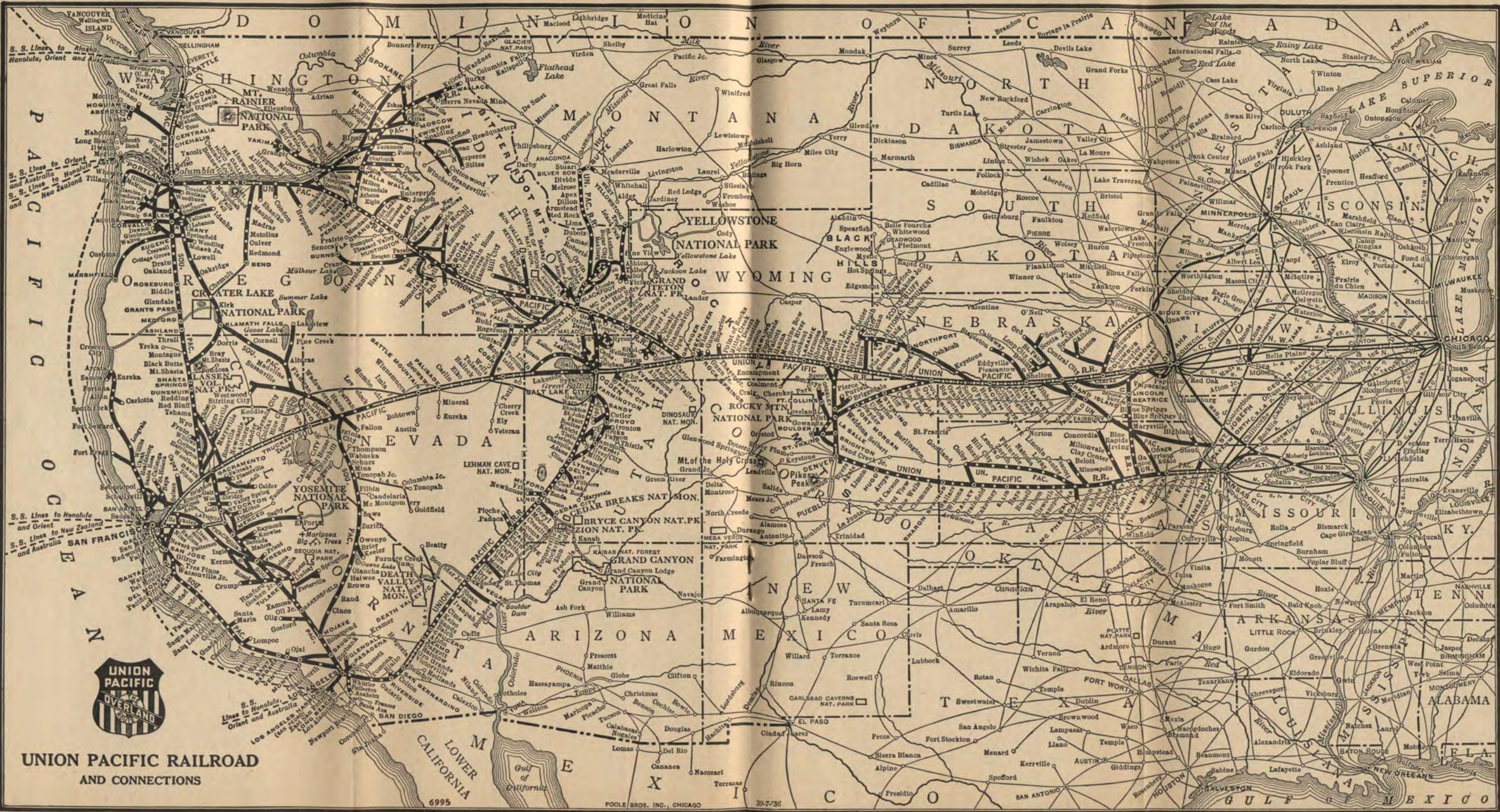
Table No. 26 (Pacific Time). Columns include Daily Union Station, Miles, and various train routes like Portland, Spokane, Umatilla, and Wallula.

SALT LAKE CITY-PORTLAND-SEATTLE (via POCATELLO)

Table No. 27 (Mountain Time). Columns include Daily Union Station, Miles, and various train routes like Salt Lake City, Portland, Seattle, and Cheyenne.

For footnotes and explanation of reference marks on this page, see page 22.

For equipment, see pages 10 to 13, inclusive.



UNION PACIFIC RAILROAD
AND CONNECTIONS

6995

POOLE BROS. INC., CHICAGO

10-7-'36

BETWEEN CHICAGO, OMAHA AND DENVER

WESTBOUND—Read Down

Table No. 28
The Overland Route
Central Time
C. & N. W.

EASTBOUND—Read Up

Motor Bus 1 Daily	Motor Bus 3-75 Daily	Pacific Limited 21-111 Daily	The Streamliner 111 Daily	The Columbine 15 Daily	MILE S	City	State	Elevation	The Columbine 12 Daily	The Streamliner 112 Daily	Motor Bus 2 Daily	Motor Bus 74-4 Daily
7.15	4.00	10.30	6.20	11.45	0	Chicago	Ill.	590	7.50	9.23	11.00	5.55
10.45	7.00	10.33	6.40	11.45	485	Council Bluffs	Iowa	983	8.25		7.50	3.15
11.05	7.20	10.50	2.01	4.05	488	Omaha	Nebr.	1033	8.10	1.35	7.30	3.00
11.45	8.00	11.20	2.10	4.25	0	Omaha	Nebr.	1033	7.50	1.25	6.00	1.55
12.25	8.40			14.58	22	Waterloo	Iowa	1126	c		5.20	1.15
12.30	8.45			5.03	25	Valley	Iowa	1140	c		5.15	1.10
1.05	9.20	f12.07		5.25	37	Fremont	Nebr.	1197	6.55		4.50	12.45
1.15	9.30			a	44	Ames	Iowa	1231	c		4.25	12.20
1.27	9.42			5.45	52	North Bend	Iowa	1275	c		4.13	12.08
1.49	10.04	f12.38		6.07	66	Schuyler	Mo.	1350	f 6.21		3.51	11.46
2.16	10.31	12.57		6.35	82	Columbus (Loup River)	Mo.	1447	6.03	12.06	3.28	11.23
2.26	10.41			6.51	89	Duncan	Mo.	1494	c			
2.41	10.56			7.05	100	Silver Creek	Mo.	1548	c		3.03	10.58
2.56	11.11	f 1.41		7.20	111	Clarks (Grand Pawnee Village, 1805)	Mo.	1622	c		2.48	10.43
3.16	11.31			7.40	122	Central City	Mo.	1701	c		2.34	10.29
3.29	11.44			7.52	132	Chapman	Mo.	1766	c		2.21	10.16
3.59	12.34			8.30	144	Grand Island	Nebr.	1864	4.50	11.20	2.00	9.55
		f 2.15		8.40	152	Alda	Nebr.	1916	c			
4.24	12.59	f 2.23		8.51	160	Wood River	Nebr.	1966	c		1.06	9.21
4.36	1.11	f 2.32		9.02	167	Shelton	Nebr.	2019	c		12.54	9.09
4.46	1.21	f 2.42		9.11	173	Gibbon	Nebr.	2061	c		12.44	8.59
5.08	1.41	f 2.49		9.45	186	Kearney	Nebr.	2149	3.55	1046	12.24	8.39
		f 3.20		9.58	190	Odessa	Nebr.	2222	c			
5.28	2.03	f 3.27		10.06	202	Elm Creek	Nebr.	2265	c		11.51	8.06
5.40	2.15	f 3.36		10.18	211	Overton	Nebr.	2318	c		11.40	7.55
5.55	2.30	f 3.50		10.40	222	Lexington	Mo.	2389	c		11.25	7.40
6.15	3.00	f 4.05		10.59	236	Cozad	Nebr.	2487	c		11.05	7.20
		f 4.24		a	240	Willow Island	Nebr.	2523	c			
6.30	3.15	f 4.39		11.25	246	Gothenburg	Nebr.	2563	c		10.48	7.03
		f 4.49		11.43	259	Brady Island	Nebr.	2651	c			
7.00	3.45	f 5.05		11.57	268	Maxwell (Old Fort McPherson)	Nebr.	2711	c		10.20	6.35
7.20	4.05	f 5.05		12.30	281	North Platte	Nebr.	2802	2.20	9.35	10.00	6.15
		f 4.15		5.10	281	North Platte	Nebr.	Ar 2802	1.10	8.33	9.30	4.45
6.55	3.15			11.50	281	Birdwood	Nebr.	Ar 2851	c		8.30	4.45
		f 4.38		a	288	Nichols	Nebr.	2880	c			
7.30	3.48			a	290	Hershey	Nebr.	2903	c			
		f 4.49		12.07	294	O'Fallons	Nebr.	2938	c			
		f 5.01		12.15	301	Sutherland	Nebr.	2959	c		8.00	4.13
		f 5.12		a	305	Dexter	Nebr.	2996	c			
		f 5.22		12.28	313	Paxton	Nebr.	3056	c		7.45	3.56
7.50	4.06	f 5.33		12.40	325	Roscoe	Nebr.	3166	c		7.25	3.39
8.10	4.24			12.54	332	Ogallala	Nebr.	3213	c		7.13	3.27
8.22	4.36			1.05	341	Brule	Nebr.	3288	c		6.50	3.01
8.35	4.52			a	346	Megeath	Nebr.	3329	c			
		f 5.50		1.18	351	Big Springs	Nebr.	3369	c		6.38	2.45
8.52	5.09	f 6.17		a	357	Barton	Nebr.	3415	c			
				6.17	1.40	Julesburg	Colo.	3467	11.45	7.30	2.28	2.28
				6.17	1.45	Julesburg	Colo.	Ar 3467	11.43	7.30	2.28	2.06
				6.17	1.54	Ovid (Old Ft. Sedgewick)	Colo.	Ar 3531	11.29		2.17	2.06
				6.17	2.03	Sedgwick	Colo.	3589	11.18			
				6.17	3.85	Red Lion	Colo.	3655	11.07		1.43	f 1.21
				6.17	3.93	Crook	Colo.	3714	10.57		f	1.05
				6.17	4.01	Proctor	Colo.	3786	10.47			
				6.17	4.08	Illif	Colo.	3841	10.36			
				6.17	4.20	Sterling (Sugar Factory)	Colo.	3939	10.20			
				6.17	4.27	Atwood (Battle Summit Spgs., '69)	Colo.	3993			9.30	9.18
				6.17	4.32	Merino (Irrigated farms)	Colo.	4042			9.18	9.08
				6.17	4.39	Messex	Colo.	4090			9.00	9.00
				6.17	4.44	Union	Colo.	4129			8.54	8.54
				6.17	4.50	Snyder (Fremont Buttes So.)	Colo.	4180			8.47	8.47
				6.17	4.61	Ft. Morgan (Sugar Factory)	Colo.	4276			8.31	8.31
				6.17	4.72	Weldona	Colo.	4351			8.17	8.17
				6.17	4.77	Goodrich	Colo.	4383			8.08	8.08
				6.17	4.80	Orchard	Colo.	4411			8.02	8.02
				6.17	4.87	Masters	Colo.	4458			7.52	7.52
				6.17	4.97	Hardin	Colo.	4534			7.38	7.38
				6.17	5.06	Kersey (Ft. Latham, 1862)	Colo.	4621			7.27	7.27
				6.17	5.10	La Salle 30, 53	Colo.	Ar 4681	8.49	5.27	7.15	7.15
				6.17	5.15	Greeley* (Greeley State College)	Colo.	4648	5.05	5.05	5.05	5.05
				6.17	5.18	La Salle 30, 53	Colo.	Ar 4681	8.49	5.27	5.05	5.05
				6.17	5.20	Peckham	Colo.	4723			5.05	5.05
				6.17	5.25	Gilcrest	Colo.	4752			5.05	5.05
				6.17	5.30	Platteville (Fr. Vaquero, 1827)	Colo.	4817			5.05	5.05
				6.17	5.34	Ione (Trappers Ft., 1842)	Colo.	4858			5.05	5.05
				6.17	5.41	Lupton (Ft. Lupton, 1836)	Colo.	4906			5.05	5.05
				6.17	5.46	Brighton 30, 52	Colo.	4979			5.05	5.05
				6.17	5.48	Henderson	Colo.	5036			5.05	5.05
				6.17	5.52	Hazeltine	Colo.	5076			5.05	5.05
				6.17	5.52	Dupont	Colo.	5121			5.05	5.05
				6.17	5.50	Denver 29, 30, 52, 55	Colo.	Ar 5188	8.00	4.45	5.05	5.05
				6.17	5.50	Denver	Colo.	Ar 5188	8.00	4.45	5.05	5.05
				6.17	5.50	Estes Park	Colo.	Ar 5188	8.00	4.45	5.05	5.05

Sun Valley Lodge
Ketchum, Idaho

Winter Sports UNTIL April 15, 1937

SEE INFORMATION ON PAGE 47 OF THIS FOLDER

♦ Mileage shown on mile posts is from Council Bluffs. For explanation see last paragraph under General Information, page 2.

♠ Union Pacific Stages Motor Bus operating over public highway. See General Information, page 2, for optional rail-motor bus ticketing arrangement.

⊞ No local bus passengers carried between Sterling and Denver.

○ No local bus passengers carried between Greeley and Denver.

Where no time is shown, trains do not stop, except as indicated by reference marks.

Time from 12.01 midnight to 12.00 noon shown in light face type; time from 12.01 noon to 12.00 midnight shown in heavy face type.

37 Daily	21 Daily	3 Daily
1.30	10.25	6.56
1.20	10.15	6.34
1.14	10.10	f 8.57
1.11		f 8.43
1.02	9.59	f 8.36
		f 8.31
		f 8.23
		f 8.17
		f 8.15
		6.00

Winter Excursion Fares

• Union Pacific offers very attractive money-saving fares for winter travel. Tickets on sale daily to May 14, 1937.

• Tickets good in standard Pullman cars have a limit of 30 days from date they are purchased. Also some at slightly higher cost have a one-year limit.

• Tickets good only in coaches and Pullman tourist cars have a limit of 6 months beyond purchase date.

• In most cases these fares bring the cost of winter excursion travel to about the same as that enjoyed in summer.

• Consult your Railroad Agent about your own travel problems this winter or write
W. S. Basinger,
P. T. M.
Omaha, Nebr.

Union Pacific

24 Daily	334 Mixed	38 Daily	4 Daily	6.00	9.47
10.31	*5.27	9.22	8.50	6.10	9.55
①			8.57	6.16	10.01
②			9.06	6.28	10.12
③			9.11		
④			9.17	6.43	10.27
⑤			9.29	6.55	10.38
⑥			9.35	7.04	10.46
⑦			9.39		
⑧				9.35	11.10
⑨				9.20	
11.55	*7.15	10.30	10.00	7.30	11.10
		k2.30			
		k5.20			

* Daily. † Daily except Sunday. ‡ Meals. (a) Stops to take on paying passengers for scheduled stopping points in Colorado. (c) Stops to let off paying passengers from scheduled stops in Colorado. (d) Stops to take paying passengers for points east of Sterling. (f) Stops only on signal. (k) Ticket during Park season, about June 1 to Sept. 30. (*) Yellow Cab Co. operates between La Salle and Greeley, meeting all trains at 75c per person, minimum of \$1.00 for only one person. Arrange in advance with La Salle agent. ① Stops to let off paying passengers from Granger and west. See table 30. ⊞ Stops to let off paying passengers from Laramie and west. See table 30.

BETWEEN ST. LOUIS, KANSAS CITY, TOPEKA, SALINA AND DENVER

WESTBOUND—Read Down

EASTBOUND—Read Up

Table No. 29

The Overland Route

Table with columns for Motor Bus, Mixed Passenger, Stream Line, Denver Limited, Pacific Limited, Miles, and station names (St. Louis, Kansas City, Topeka, Salina, Denver). Includes sub-sections for time from Marysville and Beloit to various locations.

- FOOTNOTES FOR PAGE 27
* Daily, // Meals.
Mixed passenger.
+ Daily except Sunday.
(a) Stops to take paying passengers...
(b) Stops to take paying passengers...
(c) No local bus passengers...
(d) Stops to let off paying passengers...
(e) Stops to take passengers...
(f) Stops on signal.
1 Stops to take or let off paying passengers...
2 Stops to let off paying passengers...
3 Stops to let off paying passengers...
4 Stops to take paying passengers...
5 Stops to let off paying passengers...
6 Stops to take on sleeping car passengers...
7 Stops to let off paying passengers...
8 Stops to let off paying passengers...
9 Stops to take on paying passengers...
10 Stops to let off paying passengers...

Union Pacific Stages Motor Bus operated over public highway. See last section General Information, page 2, for optional rail-motor bus ticketing arrangement. Time from 12.01 midnight to 12.00 noon shown in light face type; time from 12.01 noon to 12.00 midnight shown in heavy face type.

BETWEEN ST. LOUIS, KANSAS CITY AND DENVER - Continued

WESTBOUND-Read Down Table No 29 (Continued) Mountain Time EASTBOUND-Read Up. Includes routes like Cheyenne Wells, First View, Arena, Kit Carson, Sorrento, Wild Horse, Aroya, Boyero, Clifford, Hugo, Lake, Limon, River Bend, Cedar Point, Bulck, Agate, Deer Trail, Peoria, Byers, Strasburg, Bennett, Manila, Watkins, Sable, and Denver 28.

BOULDER DAM Only 29 Miles from Las Vegas, Nevada SEE IT ENROUTE TO OR FROM CALIFORNIA For an Illustrated Leaflet Ask Agent. UNION PACIFIC

FOOTNOTES FOR PAGE 28 Note A.—See tables 23 and 25 for detail schedules to Portland, Seattle and Spokane. Note B.—See table 22 for detail schedules to San Francisco. Note C.—See table 21 for detail schedules to Los Angeles. Motor Bus. See General Information, page 2, for optional rail-motor bus ticketing arrangement.

BETWEEN DENVER, CHEYENNE AND SALT LAKE CITY

WESTBOUND-Read Down Table No. 30 (Mountain Time) EASTBOUND-Read Up. Includes routes like Denver 28, 29, 52, 55, Henderson, Brighton, Lupton, Platteville, Gilcrest, La Salle, Evans, Greeley, Lucerne, Eaton, Ault, Pierce, Nunn, Carr, Speer, Cheyenne, Borie, Laramie, Rock River, Medicine Bow, Hanna, Wamutter, Rock Springs, Green River, Evanston, Ogden, and Salt Lake City.

For complete schedules of all connecting service between Cheyenne and points west, see following tables: Between Cheyenne and Ogden, tables 19 and 20; between Ogden and Los Angeles, table 21; between Ogden and San Francisco, table 22; between Green River and Portland, table 23. Mixed passenger train. * Daily. Conditional stop; see table 19. Stops to let off paying passengers from Denver or west. Stops to let off paying passengers from Laramie or west. Stops to let off paying passengers from Cheyenne and beyond. Stops to let off paying passengers from Granger and beyond. Stops to take on paying passengers for Laramie and west. Stops to take on sleeping car passengers for stations beyond Granger. Stops to let off paying passengers from Lymndyl and beyond and to take for Cheyenne and beyond. No passengers carried locally between Denver and Greeley. Stops to take on paying passengers for points west and north of Pocatello. Stops only on signal. Stops to let off paying passengers from Cheyenne and east, and to take for points west of Salt Lake City at which train is scheduled to stop. Time from 12:01 midnight to 12:00 noon shown in light face type. Time from 12:01 noon to 12:00 midnight shown in heavy face type. Figures opposite junction points refer to numbers of time tables showing diverging trains.

BETWEEN OGDEN AND SALT LAKE CITY

SOUTHBOUND, Read Down Table No. 31 (Mountain Time) NORTHBOUND, Read Up. Includes routes like Ogden 19, 20, 32, 58, 59, Roy, Clearfield, Layton, Kaysville, Farmington, Centerville, Woods Cross, No. Salt Lake, and Salt Lake 19, 20, 23, 30, 32.

BETWEEN SALT LAKE CITY, OGDEN, POCATELLO, WEST YELLOWSTONE AND BUTTE

Read Down WESTBOUND										EASTBOUND Read Up															
Motor Bus 89 Daily	Motor Bus 81 Daily	Yellowstone Special *29-45 Daily	Motor No. 31-559 Daily	North-west Express 41-333-33 Daily	Butte Express 31 Daily	Butte Special 29 Daily	M I L E S	Table No. 32 The Overland Route For other trains between Salt Lake and Ogden see Table No. 31. <i>Mountain Time</i>										Elevation	Butte-Salt Lake Express 32 Daily	Salt Lake Special 30 Daily	Motor 560-No. 19 Daily	Utah Express 34-334-42 Daily	Yellowstone Special *46-32 Daily	Motor Bus 84 Daily	Motor Bus 88 Daily
12.30	7.00	8.30	8.15	11.20	8.15	8.30	0	Lv SALT LAKE CITY 19, 20, 23, 31, 58	Utah Ar	4251	7.10	11.25	8.40	9.55	7.10	9.30	6.00	9.30	6.00						
1.30	8.00	9.35	9.20	12.15	9.20	9.45	36	Ar Ogden 19, 20, 31, 58	"	Lv	4298	6.20	10.31	7.25	8.55	8.30	5.00	8.30	5.00						
1.35	8.05	10.00	9.45	12.40	9.40	10.15	0	Lv Ogden (Ogden Canyon)	"	Ar	4298	6.10	10.15	7.55	8.45	8.00	4.50	8.00	4.50						
See Note ①	See Note ①		f 9.57	f 9.50	p		5	Harrisville	"	Lv	4289					See Note ①	See Note ①								
2.10	8.40	10.35	f 10.04	f 12.57	f 9.55		9	Hot Springs (Mineral Springs)	"	"	4274	f 5.52		f 6.35	f 8.26	f 5.52									
			f 10.11	f 1.03	f 10.01		14	Willard (Great Salt Lake to west)	"	"	4285	f 5.46		f 6.29	f 8.20	f 5.46									
			f 10.16		f 10.05		17	Perry	"	"	4286	f 5.42		f 6.25	f 8.16	f 5.42									
			10.35	10.25	1.19	10.15	10.46	Brigham 58 {Wasatch Mts. to east}	"	"	4306	5.37	9.40	6.20	8.11	5.37			7.13	4.10					
						10.21		Bakers	"	"				8.02											
			f 1.31	f 10.27	p		30	Honeyville	"	"	4266	f 5.22	f 9.25		f 7.56	f 5.22									
			f 1.37	f 10.34	p		36	Dewey (Bear River)	"	"	4324	f 5.15	f 9.19		f 7.50	f 5.15									
			f 1.43	f 10.40	p		40	Collinston (Bear River Canyon)	"	"	4416	f 5.09	f 9.14		f 7.45	f 5.09									
			f 1.49	f 10.45	p		45	Wheeler	"	"	4417	f 5.03	f 9.09		f 7.40	f 5.03									
			11.23	2.10	11.05	11.30	49	Cache Junction 59	"	"	4445	4.48	8.55		7.25	4.48									
			f 11.39	f 2.27	f 11.21	f 11.46	21	Trenton	"	"	4461	f 4.30	8.35		f 7.09	f 4.30									
				f 2.30	f 11.24		61	Cornish	"	"	4481	f 4.25	8.31		f 7.04	f 4.25									
				f 2.35	f 11.32		65	Utida (Utah-Idaho boundary)	"	"	4522	f 4.22			f 7.02	f 4.22									
			11.54	f 2.47	f 11.43	f 12.01	71	Weston	Idaho	4605	f 4.17	8.25		f 6.59	f 4.17										
				f 2.54	f 11.49		75	Dayton (Battle Creek Butte to east)	"	"	4746	f 4.08	8.16		f 6.51	f 4.08									
				f 2.59	f 11.53		78	Clifton	"	"	4747	f 4.02	8.11		f 6.46	f 4.02									
				f 3.05	f 11.59		81	Coulam	"	"	4747	f 3.58	8.07		f 6.42	f 3.58									
				f 3.11	f 12.05		84	Oxford	"	"	4748	f 3.54	8.03		f 6.39	f 3.54									
				f 3.20	f 12.12		90	Swan Lake (Red Rock Pass)	"	"	4779	f 3.49	7.58		f 6.35	f 3.49									
4.50	11.35	12.26	3.35	12.21	12.31		95	Zenda	"	"	4797	f 3.42	7.52		f 6.29	f 3.42									
			f 3.41	f 12.27	p		100	Downey (Oxford Peak to east)	"	"	4854	3.35	7.45		6.22	3.35		4.35	1.30						
			3.51	12.34	f 12.44		105	Virginia	"	"	4795	f 3.28	7.37		f 6.15	f 3.28									
5.08	11.53	12.21	4.05	12.45	12.55		111	Arimo	"	"	4735	f 3.21	7.31		f 6.09	f 3.21									
5.22	12.07	1.00	4.10	12.50	1.00		111	McCannon 23 (Columbar basal)	"	"	4751	3.10	7.20	Motor 556	6.00	3.10	Yellowstone Express *36-30 Daily	4.10	1.15						
6.15	12.55	1.35	4.50	1.25	1.35		134	McCannon	"	Ar	4751	3.05	7.15	5.55	3.05		4.00	1.05							
7.00	1.30	9.40	6.00	1.40	1.50		134	Pocatello 23 (Portneuf River)	"	Ar	4463	2.35	6.45	5.25	2.35		3.15	12.25							
			f 6.00	1.45	2.15		140	Pocatello	"	Ar	4463	2.00	6.15	9.45	1.30	2.00	6.10	2.55	12.10						
			f 6.15	f 1.53			140	Thyee (Ft. Hall Indian)	"	"	4459	f 5.50	f 9.25	f 12.54		f 5.50									
7.30	2.00	12.55	6.23	1.59	f 2.33		146	Fort Hall (Reservation-Bannocks and Shoshonis)	"	"	4447	f 1.33	f 5.44	f 9.17	f 12.44	f 1.33	f 5.44	2.25	11.40						
			f 6.31	f 2.05			151	Gibson	"	"	4466	f 5.38	f 9.11	f 12.34		f 5.38									
7.55	2.25	10.15	6.42	2.18	2.50		158	Blackfoot 24, 62	"	"	4500	1.14	5.28	9.00	f 12.20	7.14	5.28	2.05	11.20						
			f 6.51	f 2.25	f 3.00		164	Wapello	"	"	4543	f 5.18	f 8.48	f 12.08		f 5.18									
8.15	2.45	13.07	7.00	2.32	f 3.07		169	Firth (Snake River)	"	"	4568	f 12.53	5.11	8.41	f 11.57	f 12.53	5.11	1.45	11.00						
8.25	2.55	13.15	7.09	2.42	f 3.15		176	Shelley (Three Buttes west, Caribou Pk. no.)	"	"	4627	12.45	5.03	8.32	f 11.46	12.45	5.03	1.35	10.50						
8.45	3.15	10.55	7.30	3.02	f 3.40		185	Idaho Falls 24, 63, 64, 65	"	"	4708	12.30	4.50	8.15	f 11.30	12.30	4.50	1.15	10.30						
9.00	3.25	11.05	7.45	3.25	3.40		0	Lv Idaho Falls	Idaho	Ar	4708	*11.45	4.05	11.45	4.05	11.45	4.30	12.55	7.20						
10.30	4.55	12.13	8.40	3.50	4.40		37	St. Anthony 63, 64 (Snake River)	"	Lv	4971	10.35	2.57	10.35	2.57	10.25	3.25	11.25	5.50						
			8.59	4.40	5.10		51	Ashton 65, 66 (Grand Teton Nat. Park, east)	"	"	5255	*10.15	2.30	10.15	2.30	9.55	3.05								
			9.30	5.10			107	Ar W. Yellowstone 65 (Western Entrance to Yellowstone Park)	Mont. Lv	6665						7.00	1.00								

Your Car CAN RIDE ON A Railroad Ticket

Two passengers traveling on one-way or round-trip tickets good in standard sleeping or parlor cars, or three passengers traveling on one-way or round-trip tickets good in tourist sleeping cars or coaches, may ship their automobile at an additional cost of only 4 cents a mile. There is a minimum total charge of \$54.00 for transportation of the automobile and passengers.

Enjoy the comfort, convenience and safety of train travel, and have your own car upon arrival at destination.

Ask For Particulars

3.02	3.40	185	Lv Idaho Falls (Falls in Snake River)	Idaho	Ar	4708	12.10	4.50
f 3.15	f 3.54	191	Payne	"	"	4745	f 12.01	f 4.25
f 3.21	f 4.00	197	Bassett	"	"	4770	f 11.55	f 4.18
3.28	4.08	202	Roberts	"	"	4775	11.49	4.11
f 3.40		212	Hawgood	"	"	4821		f 3.56
f 3.48	f 4.26	217	Hamer	"	"	4802	f 11.30	3.48
f 3.54	f 4.31	223	Camas	"	"	4816	f 11.22	f 3.41
f 4.01		228	Jones	"	"	4899		f 3.33
f 4.15	f 4.55	235	Dubois	"	"	5149	11.08	3.25
f 4.27		243	High Bridge	"	"	5547	f 10.56	f 3.13
f 4.40	f 5.23	248	Spencer (Beaver Canyon)	"	"	5883	f 10.46	3.03
f 5.05	f 5.47	258	Humphrey	"	"	6512	f 10.26	f 2.45
f 5.16	f 6.03	265	Monida (Idaho-Mont. boundary)	Mont.	"	6798	f 10.17	2.33
f 5.30		273	Snowline	"	"	6564		f 2.21
f 5.42	f 6.30	280	Lv Lima	"	"	6258	9.55	2.10
f 5.50	f 6.40	280	Lv Lima	"	Ar	6258	9.45	2.00
f 6.02	f 6.55	288	Lv Lima	"	Lv	6014	f 9.32	1.43
f 6.09	f 7.01	294	Kidd	"	"	5819	f 9.24	f 1.34
f 6.20	f 7.12	303	Red Rock	"	"	5595	f 9.12	f 1.21
f 6.27	f 7.20	307	Armstead (To Salmon City)	"	"	5495	f 9.05	f 1.14
f 6.35	f 7.29	313	Grayling	"	"	5388	f 8.55	f 1.01
	f 7.38	320	Barratts	"	"	5258	f 8.45	f 12.48
	f 7.50	328	Dillon (State Normal College)	"	"	5096	8.35	12.38
f 7.08	f 7.58	334	Bond	"	"	5164	f 8.24	f 12.28
f 7.18	f 8.06	340	Apex	"	"	5427	f 8.17	f 12.20
	f	348	Glen	"	"	5000		
f 7.39	f 8.28	352	Lv Avon	"	"	5050	f 7.58	f 12.01
f 7.49	f 8.40	359	Melrose (Phosphate Beds)	"	"	5183	f 7.49	11.43
f 8.01	f 8.51	365	Quinn	"	"	5294	f 7.35	f 11.32
f 8.13	f 9.02	370	Divide	"	"	5397	f 7.22	11.21
f 8.19	f 9.08	375	Woodin	"	"	5575	f 7.15	f 11.13
f 8.32	f 9.21	381	Feely	"	"	5814	f 7.05	f 11.03
f 8.40	f 9.32	385	Buxton	"	"	5519	f 6.56	f 10.54
9.00	9.45	390	Ar Silver Bow	"	"	5338	6.45	10.45
9.15	10.00	397	Ar Butte (Largest mining camp on earth)	"	"	5490	6.30	10.25



One of Five Power Development Plants on Historic Bear River, Utah

* Daily.
† Daily except Sunday.
(f) Stops only on signal.
(p) Stops to take on paying passengers for north and west of Pocatello.
☒ Mixed passenger train.
① No local bus passengers carried between Salt Lake City and Brigham.

☒ Meals.
☒ Yellowstone Express is operated only during Yellowstone season, June 20 to Sept. 15, and carries through sleeping cars in connection with trains 17 and 18 from and to Chicago, and has connecting service from the Pacific Coast and Salt Lake City.
③ No. 30 will hold, if necessary, until 11.00 a.m. for Northern Pacific train No. 288.

☒ Yellowstone Special is operated only during Yellowstone season, June 20 to Sept. 15, and has through sleeping car daily from and to Salt Lake City.
☒ Union Pacific Stages Motor Bus operating over public highway; see General Information, page 2, for optional rail-motor bus ticketing arrangement.

UNION PACIFIC BRANCH LINES

ST. JOSEPH-MARYSVILLE-GRAND ISLAND

Table 34: Train schedule for St. Joseph-Marysville-Grand Island branch. Columns include Motor 501/543, Mils., and Motor 502/544. Destinations listed include St. Joseph Mo., Elwood Kan., Wathena, Blair, Troy, Moray, Stout, Severance, Leona, Robinson, Manvil, Hiawatha, Hamlin, Morrill, Sabetha, Price, Oneda, Seneca, Baileyville, Axtell, Summit, Beattie, Home, Upland, Carden, Ar. Marysville, 37, 46., Lv. Marysville, Herkimer, Bremen, Hanover, Spence, Hollenberg, Steele City Nebr., Endicott, Fairbury, Powell, Alexandria, Belvidere, Carleton, Davenport, Sedan, Edgar, Fairfield, Anan, Glenvil, Level, Hastings, 42., Farmer, Hansen, Donphan, Haspur, River, Schimmer, and Grand Island, 19, 20, 38, 40.

COUNCIL BLUFFS-OMAHA-LINCOLN-BEATRICE MARYSVILLE-TOPEKA-KANSAS CITY

Table 37: Train schedule for Council Bluffs-Omaha-Lincoln-Beatrice-Marysville-Topeka-Kansas City branch. Columns include Motor 548, Motor 527, Mixed 539-73, Mls., Motor 528, Mixed 74, Motor 547, Motor 105, Motor 540, and Motor 549 Daily. Destinations listed include Co. Bluffs Tr. Ia., Omaha Neb., Lane, Elkhorn, Waterloo, Ar. Valley 19, 20, 38, Lv. Valley, Yutan, Mead, Wahoo, Weston, Touhy, Ar. Valparaiso 38, Lv. Valparaiso, Agnew, Raymond, Ar. Lincoln 46, Lv. Lincoln, Jamaica, Hanlon, Princeton, Cortland, Pickrell, Ar. Beatrice 46, Lv. Beatrice, Holmesville, Blus Springs, Barnesston, Oketo Kan., Marietta, Hu, Ar. Marysville 34, Ar. Marysville 38, Winifred, Frankfort, Sullivan, Lillis, Duluth, Onaga, Aikins, Emmett, Della, Grove, Menoken 29, Topeka 29, Topeka, Grantville, Newman, Perry, Williamst'n, Lawrence 29, 45, Fall Leaf, Linwood, Lenape, Loring, Bonner Spgs., Edwardsville, Muncie, Ar. Kansas City, and Ar. Kansas City, Mo. Lv.

OMAHA-COLUMBUS-ALBION

Table 35: Train schedule for Omaha-Columbus-Albion branch. Columns include Mixed 81, Motor 523, Mils., Table No. 35 Central Time, Motor 524, Mixed 82, Motor 523, and Motor 524. Destinations listed include Omaha Nebr., Columbus 19, 20, 36, 39, Ocoone 36, 39, Monroe, Genoa 36, Woodville, St. Edward, Boone, and Albion.

OMAHA-COLUMBUS-SPALDING

Table 36: Train schedule for Omaha-Columbus-Spalding branch. Columns include Mixed 521, Mixed 79, Mils., Table No. 36 Central Time, Motor 522, Mixed 80, Mixed 180, Motor 522, Mixed 80, Mixed 180, Motor 522, Mixed 80, Mixed 180, Motor 522, Mixed 80, Mixed 180, Motor 522, Mixed 80, Mixed 180. Destinations listed include Omaha Nebr., Columbus 19, 20, 35, 39, Ocoone 35, 39, Monroe, Genoa 35, Kent, Merchiston, Fullerton, Belgrade, Cedar Rapids, Primrose, and Spalding.

COUNCIL BLUFFS-OMAHA-VALPARAISO-CENTRAL CITY

Table 38: Train schedule for Council Bluffs-Omaha-Valparaiso-Central City branch. Columns include Mixed 539-73, Mixed 75, Motor 527-547, Mls., Motor 548-528, Mixed 76, Mixed 74, Motor 548-528, Mixed 76, Mixed 74, Motor 548-528, Mixed 76, Mixed 74. Destinations listed include Council Bluffs (Transfer Sta.) Ia., Omaha Nebr., Ar. Valley 19, 20, 37, Lv. Valley, Yutan, Mead, Wahoo, Weston, Touhy, Valparaiso, Ar. Valparaiso 37, Loma, Brainard, Yanka, David City, Foley, Rising City, Shelby, Osceola, Stromsburg, Durant, Polk, Hordville, Heber, Ar. Central City 19, 20, Chapman 19, 20, and Grand Island 19, 20, 34, 40, 41.

* Daily. || Meals. † Daily except Sunday. (h) Stops on flag to take on paying passengers. (k) Mondays, Wednesdays and Fridays only. (l) Sunday only. ‡ Daily except Saturday. (a) Nos. 73 and 74 arrive at and depart from Freight Station, therefore no baggage checked. (f) Stop only on signal. ▲ Motor train. (b) Stops to take on or let off paying passengers. (c) Local freight train carrying passengers. (d) On days live stock is to be carried train 82 runs about one hour later than schedule shown.

UNION PACIFIC BRANCH LINES

OMAHA-COLUMBUS-NORFOLK

Table No. 39 Central Time. Motor Bus, Mixed 77, 129, 529, Mls. Omaha, Nebr. Ar. Columns include times and destinations like Columbus, Oconee, Platte Center, Tarnov, Humphrey, Peck, Madison, Enola, Warnerville, Norfolk.

OMAHA-GRAND ISLAND-ORD

Table No. 40 Central Time. Motor 83, Motor 535, Mls. Omaha, Nebr. Ar. Columns include times and destinations like Grand Island, St. Libory, Dublin, St. Paul 41, Elba, Cotesfield, Scotia, North Loup, Olean, Ord.

OMAHA-GRAND ISLAND-LOUP CITY-PLEASANTON

Table No. 41 Central Time. Mixed 83-87, Motor 535-503, Mls. Omaha, Nebr. Ar. Columns include times and destinations like Grand Island, St. Paul 40, Dannebrog, Kenyon, Boelus, Boelus, Nantasket, So. Ravenna, Poole, Pleasanton, Boelus, Rockville, Austin, Loup City.

HASTINGS-KEARNEY

Table No. 42 Central Time. Motor Bus, Motor 519, Mls. Hastings, Nebr. Ar. Columns include times and destinations like Hastings, Newmarch, Hayland, Denman, Gibbon, Optic, Buda, Kearney.

OMAHA-KEARNEY-STAPLETON

Table No. 43 Central Time. Mixed 95, Motor 519, Motor 517, Mls. Omaha, Nebr. Ar. Columns include times and destinations like Kearney, Glenwood Park, Riverdale, Amherst, Watertown, Miller, Summer, Eddyville, Lomax, Oconto, Lodi, Callaway, Mildade, Finchville, Arnold, Logan, Gandy, Stapleton.

OMAHA-NORTH PLATTE-YODER-EGBERT-SO. TORRINGTON

Table No. 44 Mountain Time. Mixed 57, Mixed 97, Mixed 53, Mls. Omaha, Nebr. Ar. Columns include times and destinations like North Platte, O'Fallons, Sarben, Keystone, Martin, Lemoynes, Belmar, Lewellen, Lutherville, Oshkosh, Lisco, Kuhn, Broadwater, Northport, South Bayard, McGrew, Melbeta, Gering, Halg, South Mitchell, South Morrill, Lyman, Huntley, Yoder, Yoder, Veteran, Cottier, South Torrington, Yoder, Creighton, Hawk Springs, Duroc, Wycross, Lagrange, Tremain, Albin, Lindbergh, Egbert, Cheyenne, Denver.

LAWRENCE-LEAVENWORTH

Table No. 45 Central Time. Mixed 172, Mls. Lawrence, Kan. Ar. Columns include times and destinations like Lawrence, Six Corners, Reno, Tonganoxie, Moore, Big Stranger, Hoge, Fairmount, Lansing, Cochrane, Leavenworth.

LINCOLN-BATRICE-MARYSVILLE-MANHATTAN

Table No. 46 Central Time. Loc. Frt. 174, Motor 106-542, Mls. Lincoln, Nebr. Ar. Columns include times and destinations like Lincoln, Batrice, Marysville, Schroyer, Blue Rapids, Irving, Cleburne, Randolph, Garrison, Stockdale, Manhattan.

* Daily. § Sunday only. || Meals. ■ Union Motor Buses operating over public highways. See General Information page 2, for optional rail-motor bus ticketing arrangement. Time from 12:01 midnight to 12:00 noon shown in light face type; time from 12:01 noon to 12:00 midnight shown in heavy face type.

From the Office ... or the Home

Telephone

Your Travel Requirements

You'll find your nearest Union Pacific office and our freight and passenger representatives listed on pages 46 and 47.



UNION PACIFIC BRANCH LINES

KANSAS CITY—JUNCTION CITY—CLAY CENTER—CONCORDIA

Mixed 175	Motor 507	Mls.	Table No. 48 Central Time		Motor 506	Mixed 176
*10.10	* 4.00		Lv	Kansas City Mo.	*10.30	
† 1.30	6.30	0	Lv	Junction City 29 Kan.	7.45	† 7.30
1.55	6.47	8	Lv	Alida	7.20	6.47
2.15	6.57	14	"	Millford	7.10	6.20
2.35	7.08	19	"	Wakefield	6.58	6.05
f 2.45	7.16	23	"	Gatesville	f 6.48	f 5.52
f 2.57	7.25	28	"	Broughton	6.40	f 5.42
3.45	7.40	33	"	Clay Center	6.30	5.30
f 4.02	7.56	41	"	Idana	6.15	f 4.45
f 4.11	8.05	46	"	Browndale	f 6.05	f 4.30
5.00	8.18	52	"	Miltonvale	5.55	f 4.15
† 6.00	* 9.00	73	Lv	Concordia	Ar * 5.15	† 3.30

KANSAS CITY—SALINA—SOLOMON—BELOIT

Mixed 166	Motor 532	Mls.	Table No. 49 Central Time		Motor 531	Mixed 165
*10.10	*10.00		Lv	Kansas City Mo.	* 3.45	* 8.10
† 12.30	† 4.15	0	Lv	Salina 29, 50, 51 Kan.	† 12.01	† 2.55
† 4.30	6		Lv	New Cambria 29 Kan.	† 11.48	
† 2.35	4.55	14	"	Solomon 29 Kan.	† 11.25	† 2.15
2.50	5.07	21	"	Niles	11.05	1.55
f 3.05	f 5.13	23	"	Verd	f 10.57	f 1.40
3.20	5.25	29	"	Bennington	10.48	1.25
f 3.40	f 5.37	35	"	Lindsey	f 10.36	f 12.50
4.10	5.45	38	"	Minneapolis	10.30	12.40
f 4.25	f 5.56	43	"	Sumnerville	f 10.17	f 12.10
4.50	6.08	49	"	Delphos	10.07	11.55
5.20	6.23	56	"	Glasco	9.52	11.30
5.50	6.35	61	"	Simpson	9.41	11.00
6.15	6.42	64	"	Asherville	9.35	10.50
† 8.00	† 7.00	72	Ar	Beloit	Lv † 9.20	† 10.30

KANSAS CITY—SALINA—McPHERSON

Mixed 181	Mls.	Table No. 50 Central Time		Mixed 182
*10.10		Lv	Kansas City Mo.	† 8.10
f 7.40	0	Lv	Salina 29, 49, 51 Kan.	† 2.00
f 8.20	8	Lv	Mentor	f 1.15
8.35	12	"	Assaria	12.50
f 8.45	16	"	Bridgeport	† 12.25
9.15	21	"	Lindsborg	12.01
f 9.28	27	"	Johnstown	† 11.39
f 9.40	30	"	Hilton	† 11.15
† 10.00	36	Ar	McPherson	† 11.00

KANSAS CITY—SALINA—PLAINVILLE—COLBY—OAKLEY

Motor 533	Motor 545	Mixed 183-185	Mls.	Table No. 51 Central Time		Mixed 534-184	Motor 186-546	Mixed 190
*10.00	*10.10		Lv	Kansas City Mo.	Ar * 3.45	*10.30		
* 4.30	* 5.00	0	Lv	Salina 29, 49, 50 Kan.	a 5.30	*10.30	† 5.00	
f 4.40	f 5.18	6	Lv	Shipton	f 4.53	† 10.10	f 4.20	
4.50	5.40	12	"	Culver	f 4.35	9.59	f 4.00	
5.02	6.00	19	"	Tescott	f 4.20	9.45	f 3.40	
5.12	6.20	24	"	Beverly	f 4.05	9.34	f 3.20	
5.16	f 6.30	27	"	Shady Bend	f 3.55	9.29	f 3.10	
5.30	7.00	34	"	Lincoln Center	f 3.30	9.14	f 2.50	
5.42	7.25	41	"	Vesper	f 3.05	9.02	f 2.35	
5.55	7.50	47	"	Sylvan Grove	2.50	8.50	f 2.20	
6.15	8.33	56	"	Lucas	f 2.25	8.33	f 1.55	
6.35	9.00	62	"	Luray	f 2.00	8.15	f 1.30	
6.46	9.20	72	"	Waldo	f 1.48	8.03	f 1.15	
7.02	9.45	79	"	Paradise	1.30	7.46	† 12.55	
7.20	10.10	87	"	Natoma	f 1.10	7.30	† 12.35	
7.38	10.30	95	"	Codell	† 12.50	7.14	† 12.15	
* 8.00	* 11.00	104	Ar	Plainville	a 12.35	* 7.00	† 11.55	
* 3.00	b * 11.15	104	Lv	Plainville	Ar * 12.30	* 2.30	11.00	
3.14	11.35	111	"	Zurich	12.08	1.40	† 10.25	
3.28	11.53	118	"	Palco	11.53	1.18	† 10.00	
3.38	12.20	123	"	Damar	11.42	1.00	† 9.40	
3.51	12.40	129	"	Bogue	11.28	12.40	† 9.15	
4.08	1.10	138	"	Hill City	11.12	12.15	† 8.50	
4.20	1.30	145	"	Penokee	11.00	11.50	† 8.30	
4.30	1.50	150	"	Morland	10.50	11.30	† 8.10	
4.40	2.10	155	"	Studley	10.40	11.00	† 7.50	
5.10	2.55	170	"	Hoxie	10.10	10.10	† 7.00	
5.40	3.45	186	"	Menlo	9.35	8.35	† 6.10	
6.15	b * 4.50	204	Ar	Colby	Lv 9.00	c * 7.45	† 5.00	
6.15	† 5.00	204	Lv	Colby	Ar 9.00	† 7.15		
6.35	f 5.20	213	Lv	Mingo	8.40	f 6.30		
* 7.00	† 6.00	225	Ar	Oakley 29	Ar * 8.20	† 6.00		

* Daily. † Daily except Sunday. § Sunday only. ‡ Saturday only. (a) Daily except Saturday. (b) Monday, Wednesday and Friday. (c) Tuesday, Thursday and Saturday only. (d) Service only during Park summer travel season, June 1 to Sept. 30. (f) Stops only on signal. (h) Leave Denver on passenger train No. 21. * Motor train. ■ Local freight; carries passengers. □ Mixed Passenger train. || Meals.

DENVER—BOULDER

Motor 515 Daily	Mls.	Table No. 52 Mountain Time		Motor 516 Daily	Motor 508 Daily
10.40	0	Lv	Denver Colo.	Ar 4.20	
f 11.00	14	Lv	East Lake	f 3.53	
f 11.05	18	Ar	Darlow	f 3.45	
11.10	22	Lv	Brighton 28, 30	Ar	
		Lv	St. Vrain 53	Ar	3.37
11.10	22	Lv	St. Vrain	Ar	11.25
11.15	26	Ar	Frederick	Ar	11.16
11.25	22	Lv	St. Vrain	Ar	3.37
† 11.30	31	Lv	Parkdale Jct.	Lv	† 3.32
11.35	34	"	Erie	"	3.27
† 11.38	36	"	Tabor	"	f 3.24
† 11.44	39	"	Liggett	"	f 3.18
† 11.51	44	"	Valmont	"	f 3.09
12.01	48	Ar	Boulder	Lv	3.00

DENVER—LA SALLE—STERLING—FT. COLLINS

21-211 Daily	Mls.	Table No. 53 Mountain Time		15 Daily	212-334 Daily
8.00	0	Lv	Denver Colo.	Ar 7.00	□ 7.15
14	31	Lv	East Lake	f 6.27	f 6.33
18	31	"	Darlow	f 6.16	
Via Brighton	22	"	St. Vrain 52	Ar	f 6.07
See Table No. 30	28	"	Frederick	Lv	5.57 f 6.07
	30	"	Firestone	"	f 5.52 f 6.02
	35	"	Harney	"	f 5.47
9.10	51	Ar	La Salle 28, 30	Lv	5.15 □ 5.27
7.15		Lv	Sterling 28	Ar	9.30
9.25		Lv	La Salle	Ar	5.20
		Ar	Dent	Lv	
		Lv	Dent	Ar	
f 9.43	44	"	Milliken	Lv	f 4.59
f 9.50	50	"	Koenig	"	f 4.51
f 9.55	52	"	Keim	"	f 4.48
† 10.01	56	"	Boyd Lake	"	f 4.42
† 10.05	59	"	Redmond	"	f 4.38
† 10.11	62	"	Harmony	"	f 4.33
10.25	68	Ar	Fort Collins	Lv	4.25

DENVER—GREELEY—BRIGGSDALE

Freight 193	21-191	Mls.	Table No. 54 Mountain Time		192-334	Freight 194
* 8.00	0	Lv	Denver Colo.	Ar	* 7.15	
* 9.25	52	Ar	Greeley	Lv	* 5.05	
c 9.30	b 9.30	0	Lv	Greeley 30, 55	Ar b12.45	c12.15
c 9.50	6	"	Cloverly 55	Lv	12.25	c11.55
See Table 55	f 10.03	10	"	Gill	† 12.10	See Table 55
	† 10.17	15	"	Barnesville	"	† 11.50
	† 10.29	19	"	Cornish	"	† 11.35
	† 10.43	23	"	Fosston	"	† 11.15
	b 10.55	28	Ar	Briggsdale	Lv b11.00	

DENVER—GREELEY—PURCELL

Freight 193	Mls.	Table No. 55 Mountain Time		Freight 194
* 8.00		Lv	Denver Colo.	Ar * 7.15
c 9.30	0	"	Greeley 30, 54	" c12.15
c 9.50	6	Ar	Cloverly 54	Lv 11.55
† 10.10	11	"	Gaeton	" 11.35
† 10.25	15	"	Camfield	" 11.20
† 10.35	17	"	Meyer	" 11.10
c 10.45	20	Ar	Purcell	Lv c11.00

OGDEN—ECHO—COALVILLE—PARK CITY

Mixed 226	Mls.	Table No. 56 Mountain Time		Mixed 225
† 6.30	0	Lv	Ogden Utah	Ar † 5.30
8.01	40	Ar	Echo	Lv 3.10
† 9.00	40	Lv	Echo	Ar † 2.55
9.15	45	"	Coalville	Lv 2.15
f 9.38	53	"	Wanship	" f 1.45
† 11.00	68	Ar	Park City	Lv † 1.00

SARATOGA AND ENCAMPMENT VALLEY R. R. CO.

201 Mixed	Mls.	Table No. 57 Mountain Time		202 Mixed
b 4.40	0	Lv	Walcott 19, 20 Wyo.	Ar b 2.30
f 5.00	7	"	Meads	" f 2.10
f 5.20	12	"	Overland	" f 1.53
f 5.45	21	"	Fish Hatchery	" f 1.28
6.10	24	"	Saratoga	" f 1.16
f 6.25	28	"	Dahlstrom	" f 1.00
f 6.31	30	"	Davis	" 12.52
f 6.37	32	"	Days	" 12.46
f 7.05	40	"	Canyon	" 12.18
b 7.25	44	Ar	Encampment	Lv b12.01

■

Union Pacific Stages Motor Buses operating over public highway. See General Information, page 2, for optional rail-motor bus ticketing arrangement.

Ship and Travel by Rail

UNION PACIFIC BRANCH LINES

OGDEN-BRIGHAM-MALAD

Table No. 58 Mountain Time. Schedule for Ogden, Salt Lake, and Malad routes. Includes times for various stations like Harrisville, Hot Springs, Willard, Brigham 32, Corinne, Holmgren, Evans, Cropley, Elmwood, Tremonton, Garland, Belmont, Portage, and Malad.

ORVIN-ST. ANTHONY

Table No. 63 Mountain Time. Schedule for Orvin and St. Anthony routes. Includes times for stations like Idaho Falls, Orvin, Lincoln, Iona, Ririe, Byrne, Walker, and Newdale.

CACHE JUNCTION-LOGAN-PRESTON

Table No. 59 Mountain Time. Schedule for Cache Junction, Logan, and Preston routes. Includes times for stations like Salt Lake, Cache Jct., Mendon, Wellsville, Hyrum, Logan, Smithfield, Richmond, Webster, Franklin, and Preston.

UCON-ST. ANTHONY

Table No. 64 Mountain Time. Schedule for Ucon and St. Anthony routes. Includes times for stations like Idaho Falls, Ucon, Grant, Lewisville, Menan, Egin, and St. Anthony.

SALT LAKE-IDAHO FALLS-ASHTON-W. YELLOWSTONE

Table No. 65 Mountain Time. Schedule for Salt Lake, Idaho Falls, Ashton, and West Yellowstone routes. Includes times for stations like Salt Lake City, Ogden, Pocatello, Idaho Falls, Idaho Falls, Ucon, Orvin, Rigny, Lorenzo, Thornton, Rexburg, Sugar City, St. Anthony 63, 64, Ar. Ashton 32, 66, Warm River, Trude, Big Springs, and West Yellowstone.

MONTPELIER-PARIS

Table No. 60 Mountain Time. Schedule for Montpelier and Paris routes. Includes times for stations like Montpelier, Ovid, and Paris.

ALEXANDER-GRACE

Table No. 61 Mountain Time. Schedule for Alexander and Grace routes. Includes times for stations like Alexander and Grace.

ASHTON-VICTOR

Table No. 66 Mountain Time. Schedule for Ashton and Victor routes. Includes times for stations like Ashton, Marysville, Grainville, Drummond, France, Lamont, Judkins, Felt, Tetonla, Driggs, and Victor.

BLACKFOOT-ABERDEEN-MACKAY

Table No. 62 Mountain Time. Schedule for Blackfoot, Aberdeen, and Mackay routes. Includes times for stations like Blackfoot, Moreland, Aberdeen Jct., Rockford, Pingree, Sterling, Aberdeen, Aberdeen Jct., Taber, Cerro Grande, Arco, Moore, Darlington, Leslie, and Mackay.

There Must Be Good Reasons Why More Than 300 Families Chose

to locate on the Vale and Owyhee Federal Irrigation Project lands in southeastern Oregon and western Idaho in 1936.

Favorable locations are also available in Utah, Nevada, California, Colorado and Wyoming.

Write today for pamphlets and descriptive literature and information on farms and ranches, business, industrial opportunities, and possibilities in "the best of the West" served by the progressive Union Pacific Railroad. You will then be prepared to choose YOUR opportunity.

ADDRESS

EARLE G. REED, Supervisor Agricultural Development Room 10, Union Pacific Railroad, 1416 Dodge Street, Omaha, Nebr.

ORGAN RECITALS AT SALT LAKE CITY, UTAH

By courtesy of the First Presidency of the Mormon Church, free organ recitals are given in the Tabernacle at Salt Lake City daily except Sundays, at 12:00 Noon, lasting 45 minutes. Doors to the Tabernacle are closed promptly at 12 o'clock.

*Daily. †Daily except Sunday. ‖Meals. (b) Tuesday, Thursday, Saturday. (c) Monday, Wednesday, Friday. (f) Stops only on signal. *Motor train. ‡ Mixed passenger train. § Operated only during Yellowstone and Grand Teton Parks travel season June 20 to Sept. 15. ¶ Union Pacific Stages Motor Buses operating over public highway. See General Information, page 2, for optional rail-motor bus ticketing arrangement.

Time from 12:01 midnight to 12:00 noon shown in light face type; time from 12.01 noon to 12.00 midnight shown in heavy face type.

Figures opposite junction points refer to numbers of time tables showing diverging trains.

UNION PACIFIC BRANCH LINES

MINIDOKA-OAKLEY-TWIN FALLS-BUHL-ROGERSON-WELLS

Table No. 67 Mountain Time. Routes: Salt Lake City, Pocatello, Minidoka 23, 68, Acequia, Rupert 68, Heyburn, Burley 69, 70, Oakley 70, Starrh's Ferry, Milner, Murtaugh, Hansen, Kimberly, Twin Falls, Filer, Buhl, Twin Falls, Godwin, Berger, Hollister, Rogerson, Delaplain, Contact, Red Point, Summer Camp, Melandco, Wells.

MINIDOKA-RUPERT-BLISS

Table No. 68 Mountain Time. Routes: Minidoka 23, 67, Acequia 67, Rupert 67, Paul, Schodde, Hazelton, Eden, Jerome, Wendell, Bliss 23.

BURLEY-IDAHO

Table No. 69 Mountain Time. Routes: Burley 67, 70, Declo, Idaho.

BURLEY-OAKLEY

Table No. 70 Mountain Time. Routes: Burley 67, 69, Bestville, Pella, Kanyon, Trout, Marion, Oakley, 67.

SHOSHONE-KETCHUM-SUN VALLEY

Table No. 71 Mountain Time. Routes: Shoshone 23, 72, Richfield 72, Picabo, Bellevue, Halley, Ketchum (Sun Valley).

RICHFIELD-HILL CITY

Table No. 72 Mountain Time. Routes: Shoshone 23, 71, Richfield 71, Rawson, Burmah, Magic, Macon, Selby, Fairfield, Hill City.

NAMPA-MURPHY

Table No. 73 Mountain Time. Routes: Nampa 23, 74, Bowmont, Melba, Warrens, Murphy.

NAMPA-EMMETT-McCALL

Table No. 74 Mountain Time. Routes: Boise, Nampa 23, 73, Middleton, Jenness, Bramwell, Emmett 78, Montour, Horseshoe Bend, Banks, Smith's Ferry, Cabarton, Belvidere, Cascade, Arling, Donnelly, McCall.

CALDWELL-WILDER

Table No. 75 Mountain Time. Routes: Caldwell 23, Greenleaf, Wilder.

NYSSA-HOMEDALE-ERB

Table No. 76 Mountain Time. Routes: Nyssa 23, Kingman, Overstreet, Adrian, Napton, McCoard, Homedale, Stacey, Claytonia, Erb.

ONTARIO-VALE AND BROGAN; VALE-CRANE AND BURNS

(See note below regarding Mountain and Pacific Time)

Table No. 77 Mountain Time. Routes: Ontario 23, Cairo, Mallett, Vale, Brogan, Vale, Hope, Little Valley, Harper, Jonesboro, Juntura, Long, Riverside, Venator, Crane, Albritton, Lawen, Redess, Rodeo, Burns.

NOTE

Pacific Time prevails in territory served by this Branch, but trains are operated under Mountain Time, as shown in this table. For equivalent in Pacific Time, figure one hour earlier.

Sun Valley Lodge

INFORMATION ABOUT IT ON PAGE 47 OF THIS FOLDER

PAYETTE-EMMETT

Table No. 78 Mountain Time. Routes: Payette 23, Fruitland, Buckingham, New Plymouth, Falks, Letha, Emmett 74.

BLAKES JUNCTION-ROBINETTE

Table No. 79 Mountain Time. Routes: Huntington 23, Blakes Jct, Blakes, Prevost, Mineral, Sturgill, Robinette.

* Daily. † Daily except Sunday. ‡ Meals. § Sunday only. (a) Thursday only. (c) Daily except Thursday and Sunday. (d) Tuesday, Thursday and Saturday. (e) Monday and Friday. * Motor train. ⊗ Buses operate only for interstate traffic and run to and from Ketchum and Shoshone only when passengers are leaving Sun Valley or are reported arriving Shoshone by train. Time from 12:01 midnight to 12:00 noon shown in light face type; time from 12:01 noon to 12:00 midnight in heavy type.

UNION PACIFIC BRANCH LINES

PORTLAND AND SPOKANE SHORT LINE

Mixed 78 Daily	62 Daily	12 Daily	Mls.	Table No. 80 (Pacific Time)		11-17 Daily	61 Daily
		9.30	0	Lv.	Portland Ore.	Ar	7.35
				Lv.	Pendleton	Ar	3.10
				Lv.	Umatilla 23, 82	Ar	2.25 2.00
				Lv.	Umatilla 81	Ar	2.20 1.55
				Lv.	Wallula 81, 82 Wash.	Lv	1.35 1.15
12.40	2.55	3.10	210	Lv.	Wallula	Ar	1.05 12.35
	3.02		213	Ar.	Attalia 86	Lv	a f12.25
	3.11		220		Humorist		a f12.20
	3.18		226		Ash		a f12.13
	3.26		233		Page		a f12.04
	3.45		250		Scott		a f11.38
	3.54		257		Ruxby		a f11.28
2.06	4.05	4.20	264	Ar.	Ayer	Lv	11.59 11.15
	7.50	4.20	264	Lv.	Ayer	Ar	11.59
	8.00	c	268	Lv.	Chew	Lv	1.63
	8.15	c	273		Joso		1.39
	8.30	c	279		Park		1.24
f 2.45	8.45	①	283		Hooper Jct.		1.10
	9.05	c	296		Ankeny		12.50
	9.15	c	297		Mack		12.40
	9.25	c	302		Thavis		12.30
	9.45	5.31	307		Marengo		11.00
	10.03	c	313		Emden		12.20
	10.14	c	317		Ashby		11.56
	10.31	c	323		Palm Lake		11.48
	11.58	c	329		Wells		11.38
	12.08	c	333		Croskey		11.18
	12.25	c	341		Mason		11.18
	12.35	c	346		Geib		11.04
	12.47	6.26	351		Cheney		10.55
	1.04	c	358		Marshall		10.45
	1.14	c	362		Cowles		10.30
8.05	1.30	7.00	368	Ar.	Spokane 25, 26, 83	Lv	9.45 n10.10

PORTLAND-WALLULA-WALLA WALLA

12-345 Daily	Mls.	Table No. 81 (Pacific Time)		346-11 Daily	Mixed 78 Daily
		Lv.	Portland Ore.	Ar	7.35
		Lv.	Pendleton	Ar	3.10
		Lv.	Umatilla 23, 25, 26	Lv	2.25
		Lv.	Umatilla 80, 82	Ar	2.20
		Lv.	Wallula 25, 80 Wash.	Lv	1.35
		Lv.	Wallula 80, 82	Ar	11.50 12.30
		Lv.	Reese	Ar	11.20
		Lv.	Divide	Ar	11.15
		Lv.	Touchet	Ar	11.05 11.57
		Lv.	Lowden	Ar	11.05
		Lv.	Whitman	Ar	11.05
		Ar.	Wallawalla 83, 86, 87, 90	Lv	10.30 11.25

PORTLAND-WALLULA-LEWISTON-MOSCOW

12-62 Daily	Mls.	Table No. 82 (Pacific Time)		61-11 Daily	
		Lv.	Portland Ore.	Ar	7.35
		Lv.	Pendleton	Ar	3.10
		Lv.	Umatilla 23, 80	Ar	2.00
		Lv.	Umatilla 81	Ar	1.55
		Lv.	Wallula 80, 81 Wash.	Lv	1.15
		Lv.	Ayer	Lv	11.15
		Lv.	Ayer 80, 88, 89	Ar	11.10
		Lv.	Tucannon	Ar	10.40
		Lv.	Riparia 83, 89	Ar	10.30
		Lv.	Riparia (C.P.R.R.)	Ar	10.00
		Lv.	Lewiston 89, Ida.	Ar	7.40
		Lv.	Grangeville 89	Lv	12.27
		Lv.	Stites 89	Lv	12.53
		Lv.	Riparia	Ar	10.30
		Lv.	La Crosse 83, 90	Ar	9.30
		Lv.	Winona	Ar	9.10
		Lv.	Colfax 83, 90	Lv	8.20
		Lv.	Colfax 91	Ar	8.10
		Lv.	Risbeck	Ar	7.57
		Lv.	Parvin	Ar	7.48
		Lv.	Shawnee	Ar	7.43
		Lv.	Albion	Ar	7.35
		Lv.	Pullman	Ar	7.20
		Lv.	Moscow 91, Ida.	Lv	7.00

PENDLETON-WALLA WALLA-LA CROSSE-SPOKANE

Motor Bus 2-68	Motor Bus 66	Motor Bus 16-62	18-78 Daily	Mls.	Table No. 83 (Pacific Time)		77-21 Daily	Motor Bus 69-3	Motor Bus 61-5	Motor Bus 65-1	
* 7.30		*11.59	9.35	0	Lv.	Portland Ore.	Ar	9.40	* 4.05	*11.20	* 7.00
3.22		7.25	3.25	205	Ar.	Pendleton	Lv	4.00	8.30	3.35	11.59
5.00	*12.30	8.30	* 9.30	0	Lv.	Pendleton 23	Ar	1.50	8.15	3.20	10.00
				8	Lv.	Havana	Ar				
				11	Lv.	Blakeley	Ar				
				13	Lv.	Adams	Ar	1.19	7.45	2.45	9.25
5.28	12.58	8.55	9.58	18	Lv.	Athens	Ar	1.11	7.34	2.40	9.20
5.40	1.10	9.05	10.07	22	Lv.	Weston	Ar	1.04	7.28	2.35	9.15
5.50	1.16	9.10	10.16	22	Lv.	Milton-Freewater	Ar	12.35	7.08	2.10	8.55
6.15	1.38	9.34	10.52	37	Lv.	Ar Wallawalla 81, 86, 87, 90 Wash.	Lv	*12.15	* 6.45	1.50	* 8.30
6.45	* 2.00	*10.00	*11.15	47	Lv.	Walla Walla	Ar	12.10			
				67	Ar.	Prescott 87	Lv		①		
				72	Ar.	Bolles 87	Lv	f11.22	61 Daily		
				95	Lv.	Starbuck 88	Ar	10.35			
				99	Lv.	Tucannon	Ar	10.21	10.40		
				104	Ar.	Riparia 82, 89	Lv	10.11	10.30		
10.00		7.40	Jct. See Tables 80 and 81	104	Ar.	Lewiston Ida.	Lv	7.40	*10.30		
		5.18	f 5.18	117	Ar.	Riparia Wash.	Ar	10.11	10.30		
		5.46	f 6.09	117	Ar.	Hay	Ar	9.47	f 9.51		
		6.29	f 3.38	128	Ar.	La Crosse 82, 90	Ar	9.29	9.30		
		6.41	f 3.45	144	Ar.	Winona	Ar	9.13	9.10		
		7.04	f 4.10	155	Ar.	Endicott	Ar	9.04	9.00		
		7.25	f 4.47	164	Ar.	Diamond	Ar	8.47	f 8.40		
			5.03	176	Ar.	Colfax 82, 90, 91	Ar	8.30	8.20		
			5.17	182	Ar.	Elberton	Ar	8.05			
			5.38	191	Ar.	Garfield	Ar	7.56			
			5.52	197	Ar.	Farmington	Ar	7.40			
			6.10	203	Ar.	Seltice	Ar	f 7.30			
			6.25	210	Ar.	Tekoa 92	Ar	f 7.20		Ar 9.05	Ar 6.45
			6.42	218	Ar.	Latah	Ar	f 7.06		Ar 8.50	Ar 6.30
			6.56	225	Ar.	Fairfield	Ar	f 6.53		Ar 8.35	Ar 6.15
			7.06	230	Ar.	Rockford	Ar	f 6.42		Ar 8.21	Ar 6.00
			7.11	233	Ar.	Manito	Ar	f 6.35		f 8.13	
			7.16	236	Ar.	Freeman	Ar	f 6.30		f 8.08	
			7.30	242	Ar.	Mica	Ar	f 6.26		f 8.03	
			7.40	245	Ar.	Chester	Ar	f 6.17		f 7.44	
			8.05	252	Ar.	Dishman	Ar	f 6.12		f 7.40	
					Ar.	Spokane 25, 26, 83	Lv	6.00		7.25	5.00

PORTLAND-LA GRANDE-JOSEPH

Mixed 18-304 Daily	Mls.	Table No. 84 (Pacific Time)		Mixed 305-17 Daily	
		Lv.	Portland Ore.	Ar	7.35
		Lv.	La Grande	Ar	9.15
		Lv.	La Grande 23	Ar	4.15
		Lv.	Island City	Lv	3.50
		Lv.	Alcea	Lv	3.30
		Lv.	Imbler	Ar	3.20
		Lv.	Elgin	Ar	2.55
		Lv.	Looking Glass	Ar	2.15
		Lv.	Vincent	Ar	1.58
		Lv.	Minam	Ar	1.42
		Lv.	Wallowa	Ar	1.10
		Lv.	Lostine	Ar	12.53
		Lv.	Enterprise	Ar	12.30
		Lv.	Joseph	Lv	12.05

WEISER-NEW MEADOWS

Motor 557	Mls.	Table No. 85 (Mountain Time)		Motor 558
† 9.45	0	Lv.	Weiser 23 Ida.	Ar † 5.45
† 10.16	12	Lv.	Presley	Lv † 5.15
† 11.02	32	Lv.	Midvale	Ar † 4.29
† 11.28	41	Lv.	Cambridge	Ar † 4.05
† 11.49	50	Lv.	Goodrich	Ar † 3.44
† 12.20	60	Lv.	Council	Ar † 3.18
† 12.36	67	Lv.	Fruitvale	Ar † 3.02
† 12.44	69	Lv.	Starkey	Ar † 2.54
† 12.52	72	Lv.	Glendale	Ar † 2.47
† 1.15	80	Lv.	Woodland	Ar † 2.25
† 1.20	82	Lv.	Tamarack	Ar † 2.20
† 1.40	90	Ar.	New Meadows	Lv † 2.00

Ship and Travel by Rail

* Daily.
† Daily except Sunday.
‡ Meals.
(a) Stops to let off paying passengers from points east of Ayer.
(c) Stops to let off paying passengers from points west of Ayer.
(f) Stops only on signal.
(n) Arrives at and departs from West Spokane.
• Mixed trains between Pendleton and Walla Walla.

■ Motor Bus operating over public highway. See General Information, page 2, for optional rail-motor bus ticketing arrangement.
② See table 82 for complete schedule of trains 61 and 62.
③ Train will stop for paying passengers.
Time from 12:01 midnight to 12:00 noon shown in light face type.
Time from 12:01 noon to 12:00 midnight shown in heavy face type.
Figures opposite junction points refer to number of time tables showing diverging trains.

UNION PACIFIC BRANCH LINES

PORTLAND—WALLULA—KENNEWICK—YAKIMA

Motor Bus	Motor Bus	12-346-592 Daily	Mls.	Table No. Pacific Time 86	591-345-11-17 Ex. Sun.	595-345-11-17 Sunonly	Motor Bus	Motor Bus
		9.30	0	Lv. Portland Ore. Ar.	7.35	7.35		
		2.45	211	Ar. Wallula 26, 80 Wash. Lv.	1.35	1.35		
		12.13	0	Lv. Pendleton Ore. Ar.	3.10	3.10		
		2.15	0	Ar. Wallula Wash. Lv.	1.15	1.15		
*8.55	*2.00	10.30	0	Lv. Walla Walla 23, 87, 90 Ar.	5.00	5.00	*12.10	*5.55
9.40	2.47	11.50	31	Ar. Wallula 26, 80 Wash. Lv.	3.30	3.30	11.23	5.05
		3.25	0	Lv. Wallula " Ar.	12.10	12.10	11.23	5.05
		3.35	3	" Attala 80 " Ar.	11.59	11.59		
		3.41	6	" Two Rivers " Ar.	11.52	11.45		
		3.46	9	" Villard " Ar.	11.44	11.36		
10.21	3.26	4.06	16	" Kennewick " Ar.	11.30	11.15	10.42	4.27
			23	" Leslie " Ar.				
			29	" Ledbeder " Ar.				
			34	" Acton " Ar.				
			39	" Benton City " Ar.	10.40	10.10		
d11.14	d 4.15	5.18	53	" North Prosser " Ar.	10.14	9.30	d 9.55	d 3.29
9.40	4.30	5.33	60	" Grandview " Ar.	9.59	9.12	9.40	3.15
		5.44	66	Ar. Midvale " Lv.	9.45	8.56		
11.40	4.45	5.53	69	" Sunnyside Wash. " Ar.	9.35	8.46	9.25	3.00
11.50	4.50	5.56	69	Lv. " " Lv.	9.32	8.43	9.20	2.52
		6.06	66	" Midvale " Ar.	9.23	8.33		
		6.13	70	" Emerald " Ar.	9.16	8.23		
12.05	5.08	6.27	76	Ar. Granger " Lv.	9.04	8.07	9.04	2.34
			79	" Boone " Ar.			8.59	2.29
			81	" Zillah " Ar.	8.54	7.53	8.54	2.25
		6.46	84	" Buena " Ar.	8.46	7.45	a	a
		6.48	87	" Sawyer " Ar.	8.40	7.37	a	a
		6.59	89	" Donald " Ar.	8.35	7.30	8.17	1.48
		6.00	93	" Parker " Ar.			8.12	1.43
		6.06	97	" Union Gap " Ar.			8.07	1.38
1.05	6.15	7.30	101	Ar. Yakima " Lv.	8.10	7.00	8.00	1.30

PENDLETON—WALLA WALLA—BOLLES—DAYTON

Freight	78 Daily	Mls.	Table No. Pacific Time 87	77 Daily	365 Freight
	9.30	0	Lv. Pendleton 23 Ore. Ar.	1.50	
	11.15	47	Ar. Walla Walla 23 Wash. Lv.	12.15	
11.20		0	Lv. Walla Walla 23, 86, 90 " Ar.	12.10	5.00
12.38		21	" Prescott 83 " Ar.	11.31	4.00
12.50		25	Ar. Bolles 83 " Lv.	11.22	3.45
		25	Lv. Bolles " Ar.		3.45
12.50		29	" Waitsburg " Ar.		3.34
12.59		31	" Huntsville " Ar.		3.26
1.05		35	" Long " Ar.		3.16
1.14		38	Ar. Dayton " Lv.		3.05
1.25		50	Ar. Turner " Lv.		

PORTLAND—AYER—POMEROY

Mixed Ex. Sun.	11-12-62 Daily	Mls.	Table No. Pacific Time 88	61-11-12 Daily	Mixed Ex. Sun.
	9.45	0	Lv. Spokane Wash. Ar.	7.00	
	11.59	104	Ar. Ayer 80, 82 " Ar.	4.20	
	9.30	0	Lv. Portland " Ar.	7.35	
	4.05	264	Ar. Ayer " Lv.	11.15	
Mixed Ex. Sun.	4.05	0	Lv. Ayer " Ar.	11.10	Mixed Ex. Sun.
	4.12	3	" Rifton " Ar.	10.54	
	4.30	12	" Tucannon " Ar.	10.40	
	5.05	13	Lv. Tucannon " Lv.	10.25	
	5.30	17	" Starbuck " Ar.	9.40	8.05
	5.55	25	" Delaney " Ar.	9.10	7.37
	6.05	28	" Jackson " Ar.	9.00	7.26
	6.15	32	" Chard " Ar.	8.50	7.16
	6.25	34	" Dodge " Ar.	8.40	7.10
	6.35	36	" Houser " Ar.	8.25	7.01
	6.52	42	" Zumwalt " Ar.	8.15	6.44
	7.15	47	Ar. Pomeroy " Lv.	8.00	6.30

PORTLAND—LEWISTON—STITES—GRANGEVILLE

Motor Bus	Motor Bus	12-62-74-324-344 Daily	Mls.	Table No. Pacific Time 89	343-323-73-61-11 Daily
		9.30	0	Lv. Portland Ore. Ar.	7.35
		12.13	0	Lv. Pendleton " Ar.	3.10
		1.20	0	Lv. Umatilla Ore. Ar.	2.20
		2.55	0	Lv. Wallula Wash. Ar.	1.05
		4.05	47	Ar. Ayer " Ar.	11.10
		5.15	281	Ar. Riparia " Lv.	10.30
		74	0	Camas Prairie R. R.	73
		5.20	0	Lv. Riparia 82, 83 " Ar.	10.00
		5.45	15	" Central Ferry " Ar.	9.17
		6.01	24	" Penawawa " Ar.	9.00
		6.13	29	" Swift " Ar.	8.51
		6.25	36	" Almota " Ar.	8.40
		6.38	42	" Interior " Ar.	8.29
		6.41	43	" Wawawai " Ar.	8.27
		6.43	44	" Crum " Ar.	8.25
		6.49	48	" Truax " Ar.	8.20
		6.53	50	" Bishop " Ar.	8.16
		7.03	55	" Indian " Ar.	8.08
		7.15	62	" Moses " Ar.	7.58
		7.24	66	" Wilma " Ar.	7.52
		7.40	72	Ar. Lewiston Ida. Lv.	7.40
		9.00	0	Lv. Lewiston Ida. Ar.	4.27
		9.21	9	" North Lapwai " Ar.	4.03
		9.22	10	" Spalding " Ar.	4.00
		9.30	14	" Arrow " Ar.	3.50
		9.58	27	" Lenore " Ar.	3.24
		10.13	34	" Peck " Ar.	3.10
		10.35	43	" Orofino " Ar.	2.51
		11.05	51	" Greer " Ar.	2.25
		11.26	58	" Pardee " Ar.	1.58
		11.50	65	" Kamiah " Ar.	1.33
		12.20	73	" Kooskia " Ar.	1.03
		12.30	76	Ar. Stites " Lv.	12.53
		8.30	72	Lv. Lewiston 82 " Ar.	4.00
		8.51	81	" North Lapwai " Ar.	3.40
		8.52	82	" Spalding " Ar.	3.35
		9.01	86	" Fort Lapwai " Ar.	3.26
		9.08	88	" Sweetwater " Ar.	3.19
		9.21	92	" Jacques " Ar.	3.06
		9.31	94	" Caldes " Ar.	2.58
		10.17	108	" Reubens " Ar.	2.16
		10.28	112	" Craig Jct. " Ar.	2.05
		10.39	117	" Craigmont " Ar.	1.54
		10.57	125	" Ferdinand " Ar.	1.34
		11.16	133	" Cottonwood " Ar.	1.15
		11.39	142	" Fenn " Ar.	12.52
		12.04	149	Ar. Grangeville 82 " Lv.	12.27

PENDLETON—WALLA WALLA—LA CROSSE—SPOKANE

No. 371, freight train carrying passengers leaves La Crosse Saturday nights irregular schedule. Consult agent.	78 Daily	Mls.	Table No. Pacific Time 90	77 Daily	No. 372, freight train carrying passengers leaves Connell on Sundays on irregular schedule. Consult agent.
	9.30	0	Lv. Pendleton Ore. Ar.	1.50	
	11.25	0	Lv. Walla Walla Wash. Ar.	12.10	
	12.40	0	Lv. Wallula " Ar.		
	2.45	0	Ar. Hooper Jct. " Ar.		
		0	" Connell " " "		
		0	" Sulphur " " "		
		0	" Kahlotus " " "		
		0	" McAdam " " "		
		0	" Washtucna " " "		
		0	" Hooper " " "		
	2.45	0	" Hooper " " "		
		0	" Pampa " " "		
	3.18	0	" La Crosse " " "	9.29	
	4.36	0	" Colfax " " "	8.30	
	8.05	0	Ar. Spokane " Lv.	6.00	

SPOKANE—COLFAX—MOSCOW

Bus	77-Bus	62	Mls.	Table No. Pacific Time 91	61	Bus	Bus
	* 6.00		0	Lv. Spokane 26, 80, 83 Wash. Ar.			
	* 8.30		88	Ar. Colfax " Lv.			
*550	*905	* 7.25	0	Lv. Colfax 82, 83 " Ar.	8.10	*545	*815
		f 7.38	4	" Risbeck " Ar.	7.57		
		f 7.47	8	" Parvin " Ar.	7.48		
		f 7.52	15	" Shawnee " Ar.	7.43		
		8.00	13	" Albion " Ar.	7.35		
6.15	9.35	8.20	19	" Pullman " Ar.	7.20	5.20	7.45
*635	*1000	* 8.45	28	Ar. Moscow 82 " Ida. Lv.	7.00	*500	*715

A Useful "Tip" About Luggage

• One medium size handbag or grip usually is ample to hold all the clothing you will require while on the train. Besides, you will be more comfortable in your seat or berth if you take advantage of your free baggage allowance and check your extra luggage.

• Your bags will be safe under the watchful eye of our attendant, and will be available when you reach your destination.

Union Pacific Railroad

Union Pacific Stages Motor Bus operating over public highway. See General Information, page 2, for optional rail-motor bus ticketing arrangement. Buses operate only thru towns where time is shown. □ Local Freight; carries passengers. * Leaves uptown station.

(a) Daily. † Daily except Sunday.
 (d) Buses operate via these stations only when passengers originate or are destined beyond Walla Walla; consult agent.
 (d) Time shown is for Prosser. ◻ Mixed Train.
 (e) Sunday only. (f) Stops only on signal.
 † Motor Bus. * Motor Train. ◻ Meals.

Time from 12:01 midnight to 12:00 noon shown in light-face type: time from 12:01 noon to 12:00 midnight shown in heavy face type. Figures opposite junction points refer to numbers of time tables showing diverging trains.

UNION PACIFIC BRANCH LINES

SPOKANE—WALLACE

Motor 585 Daily	Mls.	Table No. 92 Pacific Time	Motor 586 Daily
7.25	0	Lv. Spokane 26, 80, 83 Wash.	Ar 6.50
f 8.13	22	Ar Manito 83	Lv f 6.06
9.05	60	" Tekoa	Lv f 5.15
9.15	0	Lv Tekoa	Ar f 5.10
f 9.28	7	Ar Lovell	Lv f 4.54
	12	Ar Watt	Lv
9.53	15	Lv Plummer Ida.	Ar 4.28
f 10.06	23	Lv Chatoleet	Ar f 3.58
10.24	31	" Harrison	Ar f 3.40
10.31	34	" Springston	Ar f 3.32
10.39	38	" Black Lake	Ar f 3.23
10.47	41	" Medimont	Ar f 3.17
10.55	45	" Lane	Ar f 3.08
11.03	49	" Rose Lake	Ar f 3.01
11.09	52	" Dudley	Ar f 2.55
11.20	58	" Cataldo	Ar f 2.45
11.31	63	" Enaville	Ar f 2.36
11.50	69	" Kellogg-Wardner	Ar f 2.20
12.11	76	" Osburn	Ar f 2.08
12.25	80	Ar Wallace	Lv 2.00

PORTLAND—SEATTLE—CENTRALIA—ABERDEEN—HOQUIAM

N. P. 501-461	337 Mixed Daily	Mls.	Table No. 98 Pacific Time	338 Mixed	336	N. P. 464-458
* 8.35	* 11.30		Lv. Portland	Ore. Ar	* 6.30	* 6.30
* 8.00	* 11.30		Lv. Seattle	Wash. Ar	* 6.45	* 6.45
* 11.31	* 3.15	0	Lv. Centralia 23	Wash. Ar	† 12.25	§ 1.45
	f 3.31	0	Lv. Galvin	"	† 11.45	f 1.23
	f 3.45	12	" Helsing Jct.	"	† 11.30	f 1.05
	f 3.50	13	" Independence	"	† 11.25	f 1.00
Service via Gate	f 4.22	31	" Saginaw	"	† 10.45	† 12.15
	f 4.26	32	" South Elma	"	† 10.40	† 12.10
	f 4.50	42	Ar So. Montesano	Lv	† 10.15	† 11.50
		44	" Montesano	"	Lv	
	f 4.53	44	Lv. Melbourne	"	† 10.05	† 11.45
	f 5.10	51	" Cosmopolis	"	† 9.40	† 11.25
1.27	f 5.25	54	Ar Aberdeen	"	† 9.30	† 11.15
* 1.40	* 6.00	57	Ar Hoquiam	Lv	† 9.15	† 11.00
						* 4.00

PORTLAND—HEPPNER JCT.—HEPPNER

Mixed 18-330	Mls.	Table No. 94 Pacific Time	Mixed 329-17	Mixed 331-17
* 9.35	0	Lv. Portland	Ore. Ar	* 7.35
* 1.15	138	Ar Arlington	Lv	* 2.00
† 3.30	138	Lv. Arlington 23, 95	Ar	† 12.05
3.50	0	" Heppner Jct. 23	"	† 11.45
4.33	15	" Cecil	"	† 10.55
4.18	20	" Morsil.	"	† 10.35
4.48	20	" Morgan	"	† 10.25
4.28	25	" McNab	"	† 10.10
5.10	28	" Ione	"	† 9.55
5.35	36	" Lexington	"	† 9.20
† 6.00	45	Ar Heppner	Lv	† 9.00

PORTLAND—SEATTLE—TACOMA—OLYMPIA

321-561 Bus	Table No. 99 Pacific Time	458 Bus
* 8.35	Lv. Portland	Ar 9.20
12.02	Ar East Olympia	Lv 6.17
* 12.05	Lv. East Olympia	Ar 6.15
* 12.25	Ar Olympia	Lv 5.45

422 NP	458 Bus	Table No. 99 Pacific Time	322-561 Bus	423 NP
* 8.00	4.20	Lv. Seattle	Ar	* 2.20
9.25	5.30	Lv. Tacoma	Ar	* 8.55
6.17	Ar East Olympia	Lv	12.02	
6.25	Lv. East Olympia	Ar	11.55	
10.48	* 6.50	Ar Olympia	Lv	11.35

PORTLAND—ARLINGTON—CONDON

Mixed 18-330	Mixed 18-328	Mls.	Table No. 95 Pacific Time	Mixed 327-17	Mixed 317-17	Mixed 307-17
* 9.35	* 9.35	0	Lv. Portland	Ore. Ar	* 7.35	* 7.35
* 1.15	* 1.15	138	Ar Arlington	Lv	* 2.00	* 2.00
z 3.35	x 4.45	0	Lv. Arlington 23, 94	Ar	† 12.40	† 10.00
f 4.00	f 5.10	8	" Shuttler	"	† 12.05	† 9.35
4.26	5.35	16	" Rock Creek	"	† 11.35	† 9.10
f 4.45	f 6.00	20	" Barnett	"	† 11.15	† 8.50
5.05	6.20	24	" Mikkaloo	"	† 10.55	† 8.25
5.26	6.41	29	" Clem	"	† 10.30	† 8.05
f 5.45	f 7.00	32	" Speece	"	† 10.15	† 7.50
f 6.00	f 7.15	36	" Gwendolen	"	† 10.01	† 7.35
z 6.30	x 8.00	44	Ar Condon	Lv	† 9.40	† 7.15

SEATTLE—BREMERTON (U. S. NAVY YARD)

Table No. 100 Pacific Time	

NOTE:—Daily steamer service between Seattle and Bremerton (U. S. Navy Yard) by the Puget Sound Navigation Company.

BIGGS—SHANIKO

Freight 326	Mls.	Table No. 96 Pacific Time	Freight 325
0	Lv.	Biggs 23	Ar
5	"	Thornberry	"
7	"	Sink	"
9	"	Wasco	"
14	"	Klondike	"
16	"	Sandon	"
20	"	Nish	"
23	"	De Moss	"
27	"	Moro	"
31	"	Erskine	"
38	Ar	Grass Valley	Lv
38	Lv	Grass Valley	Ar
45	"	Bourbon	"
52	"	Kent	"
57	"	Wilcox	"
69	Ar	Shaniko	Lv

from Grass Valley to Biggs, and Biggs to Shaniko; Saturdays from Shaniko to The Dalles. No service on Sundays. Mount Hood Stages operate a bus line with daily service, leaving Shaniko 9:40 a. m. and arriving Biggs Jct. 11:20 a. m.; leave Biggs Jct. 4:05 p. m. and arrive Shaniko 5:55 p. m.

THE DALLES—OREGON TRUNK JCT.—BEND

Motor Bus Daily	* Freight 314 Ex. Sat.	Mls.	Table No. 97 Pacific Time	* Freight 313 Ex. Sun. & Mon.	* Freight 315 Sat. only	Motor Bus Daily
8.15	0	Lv.	The Dalles 23	Ore. Ar		10.20
10.15	k 10.30	17	Lv. Oregon Trunk Jct.	Ar	x 10.00	n 9.30
	12.45	69	" Maupin	"	Lv 7.53	f 6.50
	1.42	89	" North Junction	"	" 7.02	f 5.51
	2.10	99	" South Junction	"	" 6.35	f 5.20
	2.35	108	" Gateway	"	" 5.57	f 4.54
	2.50	113	" Paxton	"	" 5.30	f 4.35
11.45	3.10	119	" Madras	"	" 5.03	f 4.15
11.53	3.25	124	" Metolius	"	" 4.45	f 4.00
12.00	3.41	128	" Culver	"	" 4.30	f 3.50
12.20	4.35	143	" Terrebonne	"	" 3.45	f 3.10
12.40	5.25	148	" Redmond	"	" 3.25	f 3.05
1.15	k 6.10	165	Ar Bend	Lv	x 2.30	n 2.30

Bonneville Dam

• The giant Bonneville project for navigation and hydro-electric development is but a short distance from Portland, Ore.—42 miles. It is located just at the head of tide-water on the Columbia River. With a moderate amount of work on the channel between the mouth of the Willamette River and Bonneville, vessels in the deep sea trade of the world will be able to proceed not only to the Dam, but on through its lock to The Dalles. Construction work is in full progress.

• Splendid car window views of the work on this great Dam may be had by passengers to and from Portland on trains of the

Union Pacific

UNION PACIFIC BRANCH LINES

SALT LAKE CITY—PROVO—LYNN DYL—LOS ANGELES

Motor Bus 3	Motor Bus 1	Mixed 305 Daily	Mls.	Table No. 102 Mountain Time	Elevation	Mixed 306 Daily	Motor Bus 2	Motor Bus 6
*3.00	*7.00	2.00	0	Lv. Salt Lake City	Utah	Ar	4251	1.45
3.15	7.15	f2.32	7	----- Murray	-----	-----	4350	11.00
-----	See Note	f2.50	13	----- Sandy	-----	-----	4496	f12.30
-----	①	f3.00	17	----- Draper	-----	-----	4510	f12.15
-----	-----	f3.20	25	----- Mount	-----	-----	4806	f11.55
-----	-----	f3.30	29	----- Cutler	-----	-----	4607	f11.30
3.50	7.50	f3.35	31	----- Lehl	-----	-----	4583	f11.15
3.56	7.56	f3.42	34	----- American Fork	-----	-----	4618	f11.05
4.02	8.02	f3.50	37	----- Pleasant Grove	-----	-----	4559	f10.50
-----	-----	f4.05	43	----- Lakeview	-----	-----	4553	f10.25
4.20	8.20	6.30	47	Ar. Provo	-----	-----	4624	10.15
4.25	8.25	6.30	50	Lv. Provo	-----	-----	4497	10.15
4.36	8.36	f6.40	52	----- Springville	-----	-----	4515	9.00
4.45	8.45	f6.55	56	----- Pleasant Fork	-----	-----	4549	8.47
4.59	8.59	f7.30	63	----- Payson	-----	-----	4614	8.30
-----	-----	f7.45	67	----- Barry	-----	-----	4786	8.10
5.09	9.09	f8.06	69	----- Santaquin	-----	-----	4887	8.06
-----	-----	f8.24	78	----- Starr	-----	-----	4907	7.44
5.27	9.27	f8.34	82	----- Mona	-----	-----	4917	7.34
6.10	9.45	f9.01	89	Ar. Nephi	-----	-----	5120	7.10
6.29	10.04	f9.35	101	----- Levan	-----	-----	5163	6.30
-----	-----	f9.45	104	----- Juab	-----	-----	5087	6.20
-----	-----	f10.05	111	----- Mills	-----	-----	4931	6.00
For Complete Motor Bus Service See Union Pacific Stages Time Table Folder	-----	f10.55	129	Ar. Leamington	-----	-----	4738	6.15
-----	-----	f11.15	134	Ar. Lynn Dyl	-----	-----	4796	5.00
-----	-----	1.35	134	Ar. Lynn Dyl	-----	-----	4796	3.02
-----	-----	1.54	150	Ar. Delta 21, 105	-----	-----	4649	2.40
-----	-----	①	155	----- Oasis	-----	-----	4607	2.31
-----	-----	3.45	223	Ar. Milford 21, 107	-----	-----	4968	1.03
-----	-----	4.42	258	Ar. Lund 21, 108	-----	-----	5091	12.15
10.55	2.52	*5.55	291	Ar. Cedar City	To Zion-Bryce Canyon-Grand Canyon	Ar	5805	*10.30
11.20	3.00	*3.00	0	Lv. Cedar City	-----	-----	5805	*9.00
-----	-----	7.00	340	Ar. Callente 21, 109	Nev.	Lv	4396	10.00
3.32	7.42	9.30	466	Ar. Las Vegas	-----	-----	2034	5.35
10.27	3.25	5.55	732	----- San Bernardino (Redlands) Calif.	-----	-----	1076	10.20
10.35	3.40	f6.08	735	----- Colton	-----	-----	979	f10.02
10.51	3.55	6.25	742	----- Riverside	-----	-----	866	9.50
-----	-----	8.00	794	Ar. East Los Angeles	-----	-----	205	8.25
*12.50	*6.00	8.35	800	Ar. Los Angeles	-----	-----	270	8.00
-----	-----	*8.50	812	Ar. Pasadena 21	-----	-----	848	*7.25
-----	-----	*8.57	823	Ar. Long Beach (Pine Ave.) 21, 113	-----	-----	31	*7.05
-----	-----	*9.35	824	Ar. San Pedro (L. A. Harbor)	-----	-----	-----	*6.25

SALT LAKE CITY—SMELTER

Motor 583 Daily	Motor 581 Daily	Motor 577 Daily	Mls.	Table No. 103 Mountain Time	Motor 578 Daily	Motor 580 Daily	Motor 582 Daily	Motor 584 Daily
10.45	2.45	6.45	0	Lv. Salt Lake City	Utah	Ar	8.35	4.35
11.00	3.00	6.59	5	----- Buena Vista	-----	-----	8.15	4.18
f11.08	f3.08	f7.06	10	----- Riter	-----	-----	8.06	4.11
11.16	3.16	7.17	16	----- Garfield	-----	-----	7.59	4.04
11.20	3.20	7.22	17	Ar. Smelter	-----	-----	7.55	4.00

TINTIC—MAMMOTH—SILVER CITY—EUREKA

Motor Bus Daily	Motor Bus Daily	Motor Bus Daily	Motor Bus Daily	Mls.	Table No. 104 Mountain Time	Motor Bus Daily	Motor Bus Daily	Motor Bus Daily	Motor Bus Daily
7.35	4.05	12.35	4.00	0	Lv. Tintic	Utah	Ar	3.45	12.20
7.55	4.25	12.55	4.20	0	Ar. Eureka	-----	-----	11.50	3.25
8.05	4.35	1.05	4.40	3.0	Lv. Mammoth	-----	-----	-----	-----
8.10	4.40	1.10	4.45	2.3	Lv. Silver City	-----	-----	3.35	11.40
-----	-----	-----	-----	3.0	Lv. Mammoth	-----	-----	3.30	11.35
-----	-----	-----	-----	3.5	Lv. Eureka	-----	-----	3.20	11.25

DELTA—FILLMORE

Motor Bus Daily	Mls.	Table No. 105 Mountain Time	Motor Bus Daily
8.00	0	Lv. Delta 21, 102	Utah
8.20	11	----- Harding	-----
8.30	19	----- McCormick	-----
8.50	25	----- Greenwood	-----
9.30	40	Ar. Fillmore	-----

LAS VEGAS—BOULDER CITY—BOULDER DAM AND LAKE MEAD

Motor Bus Daily	Motor Bus Daily	Motor Bus Daily	Motor Bus Daily	Mls.	Table No. 106 Pacific Time	Motor Bus Daily	Motor Bus Daily	Motor Bus Daily	Motor Bus Daily
6.00	5.40	1.00	7.00	0	Lv. Las Vegas 21, 102	Nev.	Ar	11.55	5.30
6.45	6.20	1.35	7.40	22	Ar. Boulder City	-----	-----	11.10	4.50
-----	-----	1.45	7.45	-----	Lv. Boulder City	-----	-----	8.55	3.05
-----	-----	2.05	8.05	-----	Ar. Boulder Dam	-----	-----	8.35	2.45
-----	-----	3.10	9.00	-----	Lv. Boulder City	-----	-----	10.50	4.45
-----	-----	3.25	9.15	-----	Ar. Lake Mead	Nev.	Lv	10.25	4.15

NOTE ♦:—For complete schedules between Lynn Dyl and Los Angeles see table No. 21.
 * Motor Bus; connections with main line trains at East Los Angeles. ■ Union Pacific Stages Motor Buses operated over public highway. See last section General Information, page 2, for optional rail-motor bus ticketing arrangement. ① No passengers carried locally between Salt Lake City and Payson except on 7:00 a.m. bus leaving Salt Lake City Mondays. ② Conditional stop, see table 21. * Daily, † Daily except Sunday. ‡ Meals. (f) Stops only on signal. * A north-bound connection between main line and Provo branch requires a late night wait at Lynn Dyl. Advance plans should be made if meals and lodging are desired at Lynn Dyl.

PLAN NOW!

FOR A GLORIOUS

WESTERN VACATION

this summer!!!

Summer will soon be here and with it the urge to "go places". Make the most of your summer vacation by planning now. Find out about vacation opportunities in the glorious West. Write for our booklet, SUMMER TOURS, illustrated with natural color photos and describing carefree, economical, escorted, all-expense tours to Yellowstone, Zion-Bryce-Grand Canyon, Yosemite and Rocky Mountain National Parks; Colorado; California; Boulder Dam; Pacific Northwest and Alaska



JOHN C. POLLOCK, Manager, Department of Tours,
 Union Pacific—Chicago & North Western Lines,
 400 West Madison Street, Chicago, Illinois.
 Please send me SUMMER TOURS. I am interested in.....
 (region)
 Name..... State.....
 Address.....
 City.....
 BEAUTIFULLY ILLUSTRATED BOOKLET
FREE!

UNION PACIFIC BRANCH LINES

MILFORD—NEWHOUSE

		Ms.	Table No. 107 Mountain Time			
Service temporarily discontinued	0	6	Lv.	Milford 21, 102	Utah	Ar
	10	6	"	Hickory	"	"
	17	6	"	Solus	"	"
	24	6	Ar	Frisco	"	Lv
			Ar	Newhouse	"	Lv

SALT LAKE CITY—LUND—CEDAR CITY (Zion-Bryce-Grand Canyon)

Motor Bus Daily	Motor Bus Daily	Motor Bus Daily	Ms.	Table No. 108 Mountain Time		Motor Bus Daily	Motor Bus Daily	Motor Bus Daily
12.50	4.55	8.00	0	Lv.	Salt Lake City	Utah	Ar	
			9	"	Lund 1, 3, 21, 102	"	"	4.00
			21	"	Avon	"	"	11.30
			25	"	Iron Springs	"	"	12.00
1.50	5.55	9.00	33	Ar	Hallvahl	"	Lv	10.30
					Cedar City	"	Lv	3.00

To Zion-Bryce Canyon-Grand Canyon Nat. Parks

CALIENTE—PIOCHE

		Mixed 303	Ms.	Table No. 109 Mountain Time		Mixed 304
	† 7.30	0		Lv.	Caliente 21, 102	Nev.
	8.43	15		"	Panaca	"
	9.18	21		"	Delmues	"
	† 10.15	33		Ar	Pioche	Lv

MOAPA—ST. THOMAS

		Mixed Extra	Ms.	Table No. 110 Pacific Time		Mixed Extra
	† 11.05	0		Lv.	Moapa 21, 102	Nev.
	† 11.55	10		"	Logandale	"
	† 12.20	15		"	Overton	"
	† 1.00	21		Ar	St. Thomas	Lv

CONNECTING LINES TRAIN SERVICE

LARAMIE, NORTH PARK & WESTERN RAILWAY

Ship and Travel by Rail	1 Mixed or Motor	Ms.	Table No. 114 Mountain Time		2 Mixed or Motor
	b 8.00	0	Lv.	Laramie 19, 20	Wyo.
	9.00	18	"	Millbrook	"
	9.50	30	"	Centennial	"
	10.40	40	"	Albany	"
	12.10	55	"	Fox Park	"
	1.52	80	"	Northgate	Colo.
	2.33	92	"	Walden	"
	b 3.43	111	Ar	Coalmont	Wyo.

SUMPTER VALLEY RAILROAD

		Mixed 1 Daily	Ms.	Table No. 115 Pacific Time		Mixed 2 Daily
		8.00	0	Lv.	Baker 23	Ora.
		9.35	29	"	Sumpter	"
		11.50	59	Ar	Austin	"
		12.05	60	Ar	Bates	Lv

GILMORE AND PITTSBURGH RAILROAD

		Motor	Ms.	Table No. 116 Mountain Time		Motor
	† 1.25	0	Lv.	Armstead 32	Mont.	Ar
	2.30	21	"	Brenner	"	Lv
	2.50	33	"	Donovan	"	"
	3.57	45	"	Cruik	Ida.	"
	4.25	55	Ar	Leadore	"	Lv
	⊙ 10.50	75	Ar	Gilmore	"	Lv
	5.25	68	Lv.	Lemhi	"	Lv
	5.50	81	"	Tendoy	"	Lv
	† 6.50	100	Ar	Salmon	"	Lv

UNION PACIFIC STAGE CO. MOTOR COACH SERVICE

■ SPECIAL NOTE—Daily Motor Coach service of the Union Pacific Stage Co., shown in tables 111, 112 and 113 is operated over public highways. Buses 1-103, 2-103, 3-103 connect with Streamliner 103 and run only on 2nd, 8th, 14th, 20th, 26th of each month. Buses 1-104, 2-104, 3-104 connect with Streamliner 104 and run only on 3rd, 9th, 15th, 21st and 27th of each month. Buses 321 and 314 run only on call. Rail tickets honored on motor coaches. Check baggage through via U. P. to any destination shown in tables. Consult agent regarding points of arrival and departure at intermediate towns. See General Information, page 2, for optional rail-motor bus ticketing arrangement.

EAST LOS ANGELES—PASADENA—GLENDALE

Motor Bus 121	Motor Bus 107	Motor Bus 1-103	Ms.	Table No. 111 Pacific Time		Motor Bus 1-104	Motor Bus 114	Motor Bus 108
* 9.30	* 8.15	7.40	0	Lv.	East Los Angeles	Calif.	Ar	3.45
10.00	8.50	8.10	12.1	"	Pasadena Depot	"	Lv	3.10
10.15	9.10	8.35	18.6	"	Glendale City	"	Lv	2.45
* 10.20	* 9.15	8.40	19.5	Ar	Glendale Depot	"	Lv	2.40

EAST LOS ANGELES—LONG BEACH—SAN PEDRO (LOS ANGELES HARBOR)

Motor Bus 221	Motor Bus 207	Motor Bus 2-103	Ms.	Table No. 112 Pacific Time		Motor Bus 2-104	Motor Bus 214	Motor Bus 208
9.30	8.15	7.40	0	Lv.	Los Angeles	Calif.	Ar	3.45
c	c	c	4.3	"	East Los Angeles	"	"	* 7.55
c	c	c	7.3	"	Bell (Maywood)	"	"	c
c	c	c	9.3	"	South Gate	"	"	c
c	c	c	11.7	"	Workman	"	"	c
c	c	c	13.0	"	Rancho Los Amigos	"	"	c
10.10	8.57	8.25	23.3	Ar	Hynes	"	"	c
10.12	9.00	8.25	23.3	Ar	Long Beach City (Pine Ave.)	"	Lv	2.50
* 10.45	* 9.35	8.50	31.3	Ar	Long Beach City (Pine Ave.)	"	Lv	2.50
				Ar	San Pedro	"	Lv	2.15

EAST LOS ANGELES—WHITTIER—ANAHEIM

Motor Bus 321	Motor Bus 307	Motor Bus 3-103	Ms.	Table No. 113 Pacific Time		Motor Bus 3-104	Motor Bus 314	Motor Bus 308
9.30	8.15	7.40	0	Lv.	East Los Angeles	Calif.	Ar	3.45
9.45	8.30	7.55	7.6	"	Whittier	"	Lv	3.25
10.00	8.50	8.15	15.3	"	La Habra	"	Lv	3.10
10.10	9.05	8.30	20.3	"	Fullerton	"	Lv	2.55
10.20	* 9.15	8.40	23.4	Ar	Anaheim	"	Lv	2.45

GREAT NORTHERN R. R.—SEATTLE AND VANCOUVER

		358 Daily	360 Daily	Table No. 117 Pacific Time		359 Daily	355 Daily
		5.00	8.05	Lv.	Seattle (x)	Wash.	Ar
		5.57	9.15	"	Everett	"	Lv
		8.00	11.35	"	Bellingham	"	Lv
		9.48	1.25	"	New Westminster	B. C.	Lv
		10.15	2.00	Ar	Vancouver (x)	"	Lv

SPOKANE INTERNATIONAL RAILWAY
CANADIAN PACIFIC RAILWAY

		2 Daily	Ms.	Table No. 118 Pacific Time		1 Daily
		11.45	0	Lv.	Spokane (Spok. Int'l)	Wash.
		3.35	11	"	Bonners Ferry	Idaho
		5.10	142	"	Kingsgate (Can. Pac.)	B. C.
		10.30	516	Ar	Calgary	"

TONOPAH & TIDEWATER RAILROAD

Motor 818-25	Mixed 8-25	Motor 14-7	Ms.	Table No. 120 Pacific Time		Motor 6-21	Mixed 24-21
* 8.05	* 8.00	* 8.00	0	Lv.	Los Angeles (U.P.)	Calif.	Ar
10.05	9.55	9.50	54	"	Riverside (U.P.)	"	Lv
10.35	10.25	10.20	64	"	San Bernardino (U.P.)	"	Lv
* 2.20	* 2.03	* 1.56	205	Ar	Cruzero (U.P.)	"	Lv
⊙ 3.00	⊙ 3.00	⊙ 2.30	0	Lv.	Crucero (T. & T.)	Calif.	Ar
3.45	3.45	2.57	16	"	Baker	"	Lv
4.15	4.15	3.12	24	"	Silver Lake	"	Lv
f 5.56	f 5.56	f 4.29	57	"	Acme	"	Lv
6.18	6.18	4.47	62	"	Tecopa	"	Lv
f 6.35	f 6.35	f 4.57	66	"	Zabriskie	"	Lv
6.52	6.52	5.10	71	"	Shoshone	"	Lv
⊙ 8.00	⊙ 8.00	⊙ 6.00	96	Ar	Death Valley Jct.	"	Lv
				0	Death Valley Jct.	Calif.	Ar
				21	Ryan	"	Lv
				96	Death Valley Jct.	"	Ar
				102	Bradford	"	Lv
				104	Jenifer	Nev.	Lv
				135	Carra	"	Lv
⊙ 10.45	⊙ 10.45	143		Ar	Beatty	Nev.	Lv

(x) For steamship connections between Seattle and Vancouver, see page 42. (b) Monday, Wednesday and Friday. (c) Stops only to take on or let off passengers. (e) Tuesday, Thursday and Saturday. (f) Stops only on signal. ⊙ Monday, Wednesday and Saturday. Ⓞ Monday and Thursday. ⊙ Tuesday and Friday. ⊙ Tuesday, Friday and Sunday. * Daily. † Daily except Sunday.

For equipment, see pages 10 to 13, inclusive.

CONNECTIONS AT OMAHA

Stream-liners	112	18-8	818	28	22	14	12	C. & N. W.			21	Stream-liners	111	11	27	717	17-7	15		14	Wabash		11										
② 145	1.35	8.30	8.35	8.10	7.15	8.55	8.10	Lv. Omaha	Ar	10.50	⑤ 151	2.01	7.20	10.15	10.05	9.55	4.05	-----	-----	8.30	Lv. Omaha	Ar	8.15										
					8.05	9.43	8.56	Lv. Mo. Valley	Ar	10.03		6.05	-----	-----	-----	2.55	-----	-----	-----	8.42	Lv. Council Bluffs	Ar	7.55										
4.05	3.55	10.38	10.53	11.25	9.45	11.15	10.28	Ar. Carroll	Lv	8.33		4.00	-----	-----	7.10	12.33	-----	-----	11.50	Ar. Maryville	Lv	4.30											
			1.35	12.20	10.55	12.25	11.35	Ar. Boone	Lv	7.10	11.31	11.37	2.45	6.35	6.15	5.55	10.50	-----	-----	12.40	Ar. Stanberry	Lv	3.35										
5.58	5.48	3.00	3.30	2.40	2.05	3.40	2.27	Ar. Marshalltown	Lv	5.37		1.22	5.05	-----	9.00	-----	-----	-----	2.40	Ar. Chillicothe	Lv	1.15											
7.15	7.05	5.05	5.15	4.40	3.40	5.15	4.15	Ar. Cedar Rapids	Lv	3.45	9.38	9.43	11.40	3.25	3.05	2.53	6.45	-----	4.35	Ar. Moberly	Lv	11.20											
② 910	9.23	8.42	8.45	8.30	7.15	8.45	7.50	Ar. Clinton	Lv	2.00	8.22	8.27	9.55	1.40	1.30	1.20	4.10	-----	7.57	Ar. Delmar (Blvd Sta)	Lv	7.44											
								Ar. Chicago	Lv	10.30	⑥ 615	6.20	6.25	10.20	10.20	10.15	11.45	-----	8.20	Ar. St. Louis	Lv	7.30											
202-1-202	204-9-204	C. & N. W.						203-22-203	201-2-201	209			C. M. St. P. & P. R. R.			3	7		16	12	I. C.		11	15									
* 9.15	② 6.40	* 7.35	Lv. Omaha	Ar	* 9.05	* 7.31	① 1240	12.15	12.15	8.15	Lv. Omaha	Ar	12.50	7.15	-----	-----	-----	-----	-----	6.05	Lv. Omaha	Ar	8.00	-----	-----								
11.27		9.50	Lv. Onawa	Ar	7.08	5.26		8.15	8.15	-----	Ar. Sioux City	Lv	12.01	-----	-----	-----	-----	-----	-----	10.35	Lv. Ft. Dodge	Ar	4.00	12.35	-----								
12.20	10.30	10.45	Ar. Sioux City	Lv	6.20	4.30		8.40	12.05	12.05	Ar. Mitchell	Lv	8.00	-----	-----	-----	-----	-----	-----	1.35	Lv. Waterloo	Ar	1.25	9.30	-----								
	12.00	12.15	Ar. Alton	Lv	4.40	-----		6.53	3.18	3.18	Ar. Aberdeen	Lv	4.20	-----	-----	-----	-----	-----	-----	4.15	Lv. Dubuque	Ar	10.54	6.30	-----								
2.55	1.40	1.45	Ar. Worthington	Lv	3.05	-----		5.18	4.46	4.46	Ar. Madrid	Lv	7.51	3.12	-----	-----	-----	-----	-----	5.03	Lv. Galena	Ar	10.17	5.38	-----								
7.35	7.35	4.55	Ar. Sioux Falls	Lv	11.30	10.50	10.50	8.07	8.07	2.45	Ar. Marion	Lv	4.23	12.22	-----	-----	-----	-----	-----	6.25	Lv. Freeport	Ar	9.00	4.01	-----								
	5.20	4.40	Ar. Mankato	Lv	11.55	11.00	1.50	10.25	11.00	4.52	Ar. Savanna	Lv	2.00	10.25	-----	-----	-----	-----	-----	7.15	Lv. Rockford	Ar	8.15	2.50	-----								
7.35	7.20	7.00	Ar. St. Paul	Lv	9.15	8.45	11.00	-----	-----	9.20	Ar. Milwaukee	Lv	5.55	-----	-----	-----	-----	-----	-----	9.40	Lv. Chicago	Ar	6.15	12.15	-----								
* 8.10	* 7.55	* 7.35	Ar. Minneapolis	Lv	* 8.05	* 10.15	2.20	3.05	8.15	Ar. Chicago	Lv	10.00	7.00	-----	-----	-----	-----	-----	-----	-----	-----	-----	-----	-----	-----	-----							
202-1	204-9-23	C. & N. W.						24-22-203	2-201			C. R. I. & P.						5	43-23	7	9												
* 9.15	* 7.35	Lv. Omaha						Ar	* 9.05	* 7.31	Lv. Omaha						Ar	12.45	8.25	10.55	Ar	8.00											
12.20	10.45	Ar. Sioux City						Lv	6.20	4.30	Lv. Des Moines						Ar	8.00	4.30	7.10	11.40	-----	-----										
	6.40	Ar. Salem						Lv	11.30	-----	Lv. Davenport						Ar	3.35	12.20	2.45	6.37	-----	-----										
	9.05	Ar. Huron						Lv	9.10	-----	Lv. Rock Island						Ar	3.25	12.10	2.35	6.25	-----	-----										
	9.15	Ar. Redfield						Lv	6.15	-----	Lv. Joliet						Ar	-----	-----	-----	-----	-----	-----	-----	-----								
	10.57	Ar. Aberdeen						Lv	4.15	-----	Lv. Chicago						Ar	11.30	8.20	10.30	1.45	-----	-----										
	1.15	Ar. Oakes						Lv	1.45	-----	-----						-----	-----	-----	-----	-----	-----	-----	-----	-----	-----	-----						
10	30	2	12	6	C. B. & Q.			5	9	3	15	1	C. B. & Q.						15-23	41	21	27											
12.49	6.45	4.25	8.30	8.10	Lv. Omaha			Ar	7.15	10.50	3.40	8.25	1.15	Lv. Omaha						Ar	7.00	-----	6.20	1.50									
	8.08	6.16	9.58	9.33	Ar. Red Oak			Lv	5.35	9.00	1.35	6.40	-----	Ar. St. Joseph						Lv	2.00	12.40	3.53	10.05									
	2.34	9.15	7.45	11.07	10.48	Ar. Creston			Lv	4.20	7.45	12.10	5.18	11.22	Ar. Kansas City						Lv	11.58	10.30	2.30	8.15								
	4.28	12.15	-----	1.53	1.25	Ar. Ottumwa			Lv	1.07	4.56	8.40	2.42	9.32	Ar. St. Louis						Lv	2.00	8.50	-----									
	5.38	2.13	-----	3.40	3.09	Ar. Burlington			Lv	11.14	3.04	6.40	1.08	8.24	-----						-----	-----	-----	-----									
	6.21	3.25	-----	4.40	4.15	Ar. Galesburg			Lv	10.12	2.05	4.25	12.14	7.42	-----						-----	-----	-----	-----									
	8.40	7.30	-----	8.30	7.50	Ar. Chicago			Lv	6.15	10.30	11.30	9.00	5.30	-----						-----	-----	-----	-----									
	34-21						32-27	C. G. W.			22-31	26-33	C. R. I. & P.						106-16	120-20	112-20	15-105	9-109	19-119									
	Lv. Omaha						Ar	8.00	7.30	Lv. Omaha						Ar	8.30	1.30	6.58	-----	-----	-----	-----	-----	-----								
	Ar. Ft. Dodge						Lv	3.40	3.20	Lv. Atchison						Ar	5.23	9.40	1.40	-----	-----	-----	-----	-----	-----								
	Ar. Mason City						Lv	1.28	1.05	Lv. Leavenworth						Ar	5.00	9.05	12.40	-----	-----	-----	-----	-----	-----								
	Ar. St. Paul						Lv	8.45	8.55	Lv. Kansas City						Ar	4.30	8.25	11.59	-----	-----	-----	-----	-----	-----								
	Ar. Minneapolis						Lv	8.10	8.20	Lv. St. Louis						Ar	9.05	11.59	5.15	-----	-----	-----	-----	-----	-----	-----							
K. C. S.						C. M. St. P. & P. R. R.						C. R. I. & P.						M. K. T.															
	15	Lv. Kansas City						Ar	8.10	Lv. Kansas City						Ar	* 7.50	† 6.40	Lv. Kansas City						Ar	1.50	7.15	10.10					
	10.00	Ar. Texarkana						Lv	4.15	Lv. Excelsior Springs						Ar	6.50	5.28	Lv. Oklahoma City						Ar	11.00	12.30	-----					
	4.30	Ar. Shreveport						Lv	1.55	Ar. Cedar Rapids						Lv	2.33	11.21	Lv. Dallas						Ar	11.00	6.15	8.15					
	10.55	Ar. Lake Charles						Lv	7.45	Lv. Davenport						Ar	11.57	† 7.45	Lv. Ft. Worth						Ar	1.00	6.05	8.30					
	11.25	Ar. Beaumont						Lv	7.25	Lv. Chicago						Ar	7.00	-----	Lv. San Antonio						Ar	1.00	9.00	11.00					
	12.15	Ar. Port Arthur						Lv	6.45	Ar. Milwaukee						Lv	* 5.55	-----	-----						-----	-----	-----	-----					
105	111-3	107	107-117	Frisco Lines			118-108	108	112	106	C. R. I. & P.						44	12	4	3	7-11	43											
7.00	10.58	8.20	8.20	Lv. Kansas City			Ar	8.10	8.10	7.12	7.45	Lv. Kansas City						Ar	7.45	9.30	9.00	Ar	9.15	11.10	9.05								
7.30	-----	9.10	-----	Ar. Memphis			Lv	7.35	-----	-----	7.05	Lv. Excelsior Springs						Ar	8.32	10.17	9.47	Ar	8.20	10.10	8.05								
2.40	-----	6.50	-----	Ar. Birmingham			Lv	11.15	-----	12.15	-----	Lv. Chicago						Ar	8.45	9.55	9.00	Ar	9.15	10.30	8.20								
	5.58	-----	3.59	Ar. Tulsa			Lv	12.30	-----	11.40	-----	-----						-----	-----	-----	-----	-----	-----	-----	-----	-----	-----						
	12.59	-----	8.40	Ar. Oklahoma City			Lv	8.25	-----	-----	-----	-----						-----	-----	-----	-----	-----	-----	-----	-----	-----	-----						
	56	C. B. & Q.						55	3	C. R. I. & P.						12-512	18-17	58-59	C. R. I. & P.						16-15	32-31	511-11						
	8.15	Lv. Kansas City						Ar	7.50	7.15	Lv. Kansas City						Ar	9.30	5.45	11.59	Lv. Kansas City						Ar	7.00	1.15	11.10			
	2.53	Lv. Quincy						Ar	1.10	7.43	Lv. Des Moines						Ar	3.20	11.45	7.05	Lv. Des Moines						Ar	12.30	7.10	4.45			
	8.35	Lv. Chicago						Ar	7.00	11.30	Lv. St. Paul						Ar	7.15	2.00	Ar	7.55	2.50	Lv. Minneapolis						Ar	5.00	10.40		
14	10	20	16	12	Mo. Pac.			9	5	15	11	19	M. K. T.						23	27	25	24	8	26									
5.15	11.59	10.45	1.35	8.20	Lv. Kansas City			Ar	7.15	2.30	4.10	8.55	11.45	Lv. Kansas City						Ar	10.10	4.45	8.30	Lv	7.15	10.10							
7.00	2.40	1.50	3.49	10.20	Ar. Sedalia			Lv	4.20	12.38	1.30	7.00	9.20	Lv. Oklahoma City						Ar	7.30	-----	6.10	Ar	10.00	12.30							
8.20	4.20	3.30	5.10	11.40	Ar. Jefferson City			Lv	2.35	11.15	11.55	5.37	7.40	Lv. Dallas						Ar	12.15	6.45	9.55	Ar	11.00	6.15	8.15						
10.45	7.23	7.10	8.30	2.10	Ar. St. Louis			Lv	11.59	9.00	9.05	3.25	5.15	Lv. Ft. Worth						Ar	12.30	6.40	9.45	Ar	1.00	6.05	8.30						
	16-25	12-23	C. G. W.						28-11	24-15	6	4	24	2	8	10	20	A. T. & S. F.						15	19	9	5	1	3	23			
11.30	5.30	Lv. Kansas City	Ar	1.45	7.40	Lv. Kansas City						Ar	11.00	10.25	9.00	8.45	7.00	9.45	3.55	Lv. Kansas City						Ar	1.30	9.45	9.05	7.15	7.20	9.00	11.00
6.30	11.05	Ar. Des Moines	Lv	7.05	1.10	Ar. Ft. Madison						Lv	4.00	-----	2.18	2.03	1.00	3.05	-----	Ar. Ft. Madison						Lv	7.10	-----	3.42	1.37	2.07	-----	5.21
3.30	7.00	Ar. Rochester	Lv	10.00	6.00	Ar. Galesburg						Lv	5.04	-----	3.27	3.11	2.03	4.15	-----	Ar. Galesburg						Lv	5.52	-----	2.				

CONNECTIONS AT OGDEN AND SALT LAKE CITY

Table with columns for train numbers (4, 16, 6, 2, 1, 5, 15, 3) and destinations (Ogden, Salt Lake City, Provo, Coitton, Price, Green River, Thompson, Mack, Grand Jct., Glenwood Spgs., Leadville, Salida, Canon City, Pueblo, Colorado Springs, Denver).

CONNECTIONS AT PORTLAND

Table with columns for train numbers (23, 21, 22, 24) and destinations (Portland, Astoria, Seaside).

CONNECTIONS AT SACRAMENTO

Table with columns for train numbers (15-60, 231-52, 59-16, 51-282) and destinations (Sacramento, Stockton, Modesto, Merced, Fresno, Bakersfield, Mojave, Los Angeles).

CONNECTIONS AT MARTINEZ & OAKLAND PIER

Table with columns for train numbers (52, 51) and destinations (Oakland Pier, Martinez, Modesto, Turlock, Merced, Fresno, Bakersfield, Los Angeles).

CONNECTIONS AT DENVER

Large table with multiple columns for train numbers and destinations (Denver, Colorado Springs, Pueblo, Denver, Colorado Springs, Pueblo, Denver, Rollinsville, Granby, Sulphur Springs, Kremmling, Yampa, Steamboat Springs, Hayden, Craig).

CONNECTIONS AT LOS ANGELES

Large table with multiple columns for train numbers and destinations (Los Angeles, Bakersfield, Fresno, Merced, Modesto, Tracy, Sacramento, Oakland Pier, San Francisco, Los Angeles, Ventura, Santa Barbara, San Luis Obispo, Paso Robles Hot Springs, Watsonville Junction, San Jose, San Jose, Oakland (First St.), San Francisco (Market St.), San Jose, San Francisco (Third St.)).

All trains daily unless otherwise indicated. * Daily. † Daily except Sunday. ‡ Daily except Monday. (x) Conditional stop.

Time from 12.01 midnight to 12.00 noon shown in light face type; time from 12.01 noon to 12.00 midnight shown in heavy face type.

CONNECTIONS AT BUTTE

Table with columns for train numbers (236-4, 2, 1, 3-235) and destinations (Butte, Helena, Great Falls, Fort Benton, Havre, Glasgow, Williston, Stanley, Minot, Butte, Deer Lodge, Garrison, Missoula, Paradise, Trout Creek, G. N., Butte, Helena, Great Falls, Fort Benton, Havre, Glasgow, Williston, Stanley, Minot).

Table with columns for train numbers (34, 36, 16, 15, 33, 35) and destinations (Butte, Three Forks, Lombard, Harlowton, Meistone, Forsyth, Miles City, Terry, Marmarth, Butte, Deer Lodge, Missoula, Superior, Avery, B. A. & P., Butte, Silver Bow, Durant, Anaconda).

STEAMSHIP CONNECTIONS

Trans-Pacific and Coastwise Service

ONE WAY RAIL—ONE WAY WATER TOURS AROUND AND ACROSS AMERICA AND TO AND FROM MEXICO

Sail west from New York or east from California via Acapulco, Panama and Havana on modern Panama Pacific liners. Round-trip tickets return you to your starting point. Fortnightly sailings, San Francisco, Los Angeles, New York and Acapulco (Mexico).

Union Pacific agents will gladly give you complete information, or inquire of

PANAMA PACIFIC LINE

1 Broadway New York 665 Market Street, San Francisco 715 West Seventh Street, Los Angeles

CANADIAN AUSTRALASIAN LINE LIMITED

For further information address

J. J. Forster, Steamship General Passenger Agent.
999 W. Hastings Street, Vancouver, B. C.

STATES STEAMSHIP LINES

New Route to Orient and 'Round the World

"ONE CLASS SHIPS" from Portland, Oregon

S. S. "General Lee"..... Feb. 2 and April 6
S. S. "General Pershing"..... Feb. 23 and April 27
S. S. "General Sherman"..... Mar. 16 and May 18
and additional sailings every three weeks.

Yokohama, \$172.00; Kobe, \$177.00; Shanghai, \$198.00; Hong Kong, \$215.00.
"Round the World"—Home town to Home town, \$515.00 to \$639.00 on "One Class Ships".

Edwin A. Gardner, G.P.A.
Porter Building, Portland, Oregon.

At Any Season—HAWAII

Each week delightfully appointed Pacific vessels depart from San Francisco and Los Angeles for Hawaii, a land where the fine art of play and living has been developed to a point that nears perfection.

AUSTRALIA - - SOUTH SEAS - - NEW ZEALAND

Each four weeks the *Mariposa* or *Monterey*, new Oceanic Line sister ships, sail for Auckland, New Zealand, Sydney and Melbourne, Australia, with calls en route at the fascinating island ports of Honolulu; Pago Pago, Samoa; Suva, Fiji.

See any Union Pacific Agent or

MATSON LINE - OCEANIC LINE

New York Chicago Seattle Portland San Diego San Francisco Los Angeles

ROUND AMERICA

LOWEST FIRST CLASS FARE—ONE WAY RAIL—ONE WAY WATER

Double the enjoyment of your trip East or West! Go to New York by train, thence to California via Havana and the Panama Canal on a smooth-sailing President Liner. First Class fares now begin at \$234. Should you wish to reverse this order, First Class rail and water Round America fares are from \$249. Your ticket takes you from home-town back to home-town.

For further information see your Union Pacific Agent, or

DOLLAR STEAMSHIP LINES

New York Chicago San Francisco Los Angeles

AMERICAN MAIL LINE

"THE SHORT, FAST ROUTE"

Between

SEATTLE, TACOMA, VICTORIA

and

YOKOHAMA, KOBE, SHANGHAI, HONGKONG, MANILA

From Seattle, every 14 days

For information ask any

Union Pacific Agent

PACIFIC COAST TO THE ORIENT



The motor liners *Asama Maru*, *Chichibu Maru* and *Tsuta Maru*, together with the splendid *Taiyo Maru*, feature the California-Orient Service of the N. Y. K. Line. Frequent sailings from San Francisco and Los Angeles.

N. Y. K.'s Seattle-Orient Service fleet, the three new motor liners *Hikawa Maru*, *Hiye Maru* and *Heian Maru*, sailing fortnightly from Seattle and Vancouver.

551 Market St., San Francisco; 518 West Sixth St., Los Angeles; 1403 Fourth Ave., Seattle; 40 North Dearborn St., Chicago; 25 Broadway, New York City

ALASKA STEAMSHIP COMPANY

SUMMER COMES EARLY IN ALASKA

Enjoy a visit to Alaska in the Springtime. During May and June the Midnight Sun is in its full glory. Wild flowers are then in bloom and the climate is ideal for vacation-exploring. Temptingly low rail and steamship fares.

See your local Union Pacific Agent, or write

L. W. Baker, Traffic Manager, ALASKA STEAMSHIP CO.,
Room 62-D, Pier 2, Seattle, Washington

UNION STEAMSHIP CO. OF NEW ZEALAND, Ltd.

SAN FRANCISCO TO
PAPEETE (TAHITI)
RAROTONGA (COOK'S ISLAND)
WELLINGTON (NEW ZEALAND)
SYDNEY (AUSTRALIA)

Hind, Rolph & Company, Inc.,
General Agents

230 California Street San Francisco, Calif.

CANADIAN PACIFIC STEAMSHIPS

The White Empress Route

From Vancouver and Victoria to Honolulu, Japan, China and the Philippines.

Sailings every two weeks.

The Alaska Route

From Vancouver and direct connections from Seattle and Victoria to Prince Rupert, Ketchikan, Wrangell, Juneau and Skagway.

Frequent Sailings

The Triangle Route

Vancouver, Victoria and Seattle.

Day steamers from Vancouver and Seattle. Night steamers direct from Vancouver and Seattle, also from Vancouver and Victoria.

For further particulars, ask any Union Pacific Agent

CANADIAN NATIONAL STEAMSHIPS

ALASKA SERVICE

Seattle Victoria Vancouver Skagway

Frequent Sailings June 14 to August 23

Regular Sailings Year 'Round—Vancouver, Prince Rupert, Anyox, Stewart.

For further information ask any

Union Pacific Agent

GREAT WHITE FLEET

(United Fruit Company)

TO CALIFORNIA

Services weekly between New York, New Orleans and California via Havana, Jamaica and other interesting ports. Itineraries allow one to three days layover on Canal Zone and fares include hotel accommodations, meals and other expenses during this layover.

For information, literature, rates and reservations, inquire of any

Union Pacific Railroad Ticket Agent

GRACE LINE

Complete Rail-Water Tour Around America from your Home Station and return to your Home Station by Grace Line through the Panama Canal. See Mexico, the Central Americas, Colombia and Havana, and the Wonders of your own country.

Ticket Agents will gladly arrange Railroad and Steamer Transportation.

Grace Line

2 Pine Street, San Francisco 10 Hanover Sq. New York City 1308 4th Avenue, Seattle 525 West 6th St. Los Angeles

O. S. K. LINE

Monthly Sailings, Los Angeles to the Orient, India, South Africa, South America and Round-the-World.

Direct Connections to all Ports in the Orient

Osaka Shosen Kaisha

262 California St., San Francisco 17 Battery Place, New York 111 West Seventh St., Los Angeles

Visit Great Britain Easily and Economically

England and Scotland have all that makes a perfect trip—history, scenery, gaiety. Everything for an "American" good time. Thousand-year-old Oxford and Cambridge are like dreams come true. Wales is a land of glorious scenery and charm. And all the old dollar values exist in the British Isles, where they speak your own language!

For Itineraries, Maps, etc., Write to Dept. UP.

ASSOCIATED BRITISH AND IRISH RAILWAYS, Inc.,

T. R. DESTER, General Traffic Mgr.

551 Fifth Avenue, New York City, N. Y.



OVERLAND TERMINAL WAREHOUSE LOS ANGELES

Associated with Crooks Terminal Warehouse at
Chicago, Kansas City and New York

Finest and most modern distribution and storage warehouse on the Pacific Coast. Over ten acres of floor space. Solid concrete fireproof construction.

Located on Union Pacific tracks in the heart of the distribution center. Low insurance rates.

Complete Warehousing and Distribution Service

For complete information

OVERLAND TERMINAL WAREHOUSE COMPANY
Los Angeles, Calif., or

Any UNION PACIFIC Traffic Representative

EASY, FAST and SAFE

Like railway travel, nation-wide Railway Express shipping service is convenient and dependable all the way. Packages are picked up and delivered by motor truck in all cities and principal towns without extra charge. They are forwarded at passenger train speed, and sureness is made doubly sure by two receipts—one to the shipper, another to Railway Express on delivery. For service and information, phone your nearest Railway Express office.

RAILWAY EXPRESS AGENCY
INCORPORATED
NATION-WIDE SERVICE

SPECIAL SERVICE—Without extra charge, you can phone a Western Union messenger to pick up your Railway Express packages, or you can leave them at any Western Union office.

**FIGHTING
WINTER**
and licking it!



Meeting the challenge of ice and drifted snow and numbing cold, the railroads war with Winter . . . and win. Homes are warm, families fed, industries kept going because **THE TRAINS GO THROUGH!**

ASSOCIATION OF AMERICAN RAILROADS

PULLMAN SLEEPING CAR RATES

These rates are compiled from current Pullman Co. tariffs and published as a convenience for patrons. Subject to change without notice.

Note: The Standard upper berth rate is 20 per cent less than the lower berth rate, minimum \$1.60.

Tourist upper berth rate is 20 per cent less than the lower berth rate, minimum \$1.00.

Chicago			St. Paul Minneapolis			Council Bluffs Omaha			BETWEEN			St. Louis			Kansas City			Denver					
Double Lower Standard Berth	*Drawing Room	*Compartment	Double Lower Tourist Berth	Double Lower Standard Berth	*Drawing Room	*Compartment	Double Lower Standard Berth	*Drawing Room	*Compartment	Double Lower Tourist Berth	AND For exceptions consult ticket agent	Double Lower Standard Berth	*Drawing Room	*Compartment	Double Lower Standard Berth	*Drawing Room	*Compartment	Double Lower Tourist Berth	Double Lower Standard Berth	*Drawing Room	*Compartment	Double Lower Tourist Berth	
\$12.75	\$45.00	\$36.00	\$ 6.75	\$12.25	\$44.00	\$34.50	\$ 9.75	\$35.00	\$27.50	\$ 5.25		Boise	Ida.	\$12.75	\$45.00	\$36.00	\$10.25	\$36.00	\$29.00	5.25	\$ 7.25	\$26.00	\$20.50
10.50	37.00	29.50	7.25	10.50	37.00	29.50	8.00	28.00	22.50	2.50	Butte	Mont.	10.25	36.00	29.00	8.50	30.00	24.00	-----	7.00	25.00	20.00	-----
7.25	26.00	20.50	3.75	6.75	24.00	19.00	4.25	15.00	12.00	2.25	Cheyenne	Wyo.	7.25	26.00	20.50	5.50	20.00	15.50	2.75	-----	-----	-----	-----
				2.50	9.00	7.00	3.00	11.00	8.50	1.50	Chicago	Ill.	2.50	9.00	7.00	3.00	11.00	8.50	-----	7.25	26.00	20.50	-----
7.25	26.00	20.50	-----	6.75	24.00	19.00	4.25	15.00	12.00	-----	Denver	Colo.	6.75	24.00	19.00	4.25	15.00	12.00	2.25	-----	-----	-----	-----
10.25	36.00	29.00	-----	10.50	37.00	29.50	8.00	28.00	22.50	-----	Idaho Falls	Ida.	10.25	36.00	29.00	8.50	30.00	24.00	-----	5.50	20.00	15.50	-----
3.00	11.00	8.50	-----	3.75	14.00	10.50	2.50	9.00	7.00	-----	Kansas City	Mo.	2.50	9.00	7.00	-----	-----	-----	-----	4.25	15.00	12.00	2.25
12.00	42.00	34.00	-----	11.50	41.00	32.50	9.00	32.00	25.50	-----	Ketchum (Sun Valley)	Ida.	12.00	42.00	34.00	9.50	34.00	27.00	-----	6.75	24.00	19.00	-----
13.50	48.00	38.00	7.50	13.25	47.00	37.50	11.00	39.00	31.00	6.00	Las Vegas	Nev.	13.50	48.00	38.00	11.75	42.00	33.00	6.50	8.25	29.00	23.50	4.50
13.50	48.00	38.00	-----	13.50	48.00	38.00	11.00	39.00	31.00	-----	Lewiston	Ida.	14.00	50.00	39.00	11.50	41.00	32.50	-----	9.75	35.00	27.50	-----
15.75	56.00	44.50	8.50	15.75	56.00	44.50	13.25	47.00	37.50	7.00	Los Angeles	Calif.	15.00	53.00	42.00	13.25	47.00	37.50	7.00	11.00	39.00	31.00	5.50
12.75	45.00	36.00	6.75	12.50	44.00	35.00	10.00	35.00	28.00	5.25	Lund (Zion-Bryce-Grand Canyon)	Utah	12.75	45.00	36.00	10.50	37.00	29.50	5.50	7.00	25.00	20.00	3.75
2.50	9.00	7.00	-----	2.50	9.00	7.00	-----	-----	-----	-----	Minneapolis	Minn.	3.75	14.00	10.50	3.75	14.00	10.50	-----	6.75	24.00	19.00	-----
10.25	36.00	29.00	5.75	10.25	36.00	29.00	8.00	28.00	22.50	4.25	Ogden	Utah	10.25	36.00	29.00	8.50	30.00	24.00	4.25	5.00	18.00	14.00	2.50
3.00	11.00	8.50	1.50	2.50	9.00	7.00	-----	-----	-----	-----	Omaha, Nebr.— Co. Bluffs, Ia.	-----	3.00	11.00	8.50	2.50	9.00	7.00	-----	4.25	15.00	12.00	-----
13.25	47.00	37.50	7.00	13.50	48.00	38.00	11.00	39.00	31.00	5.50	Pendleton	Ore.	12.75	45.00	36.00	11.50	41.00	32.50	5.75	8.50	30.00	24.00	4.50
10.25	36.00	29.00	5.75	10.50	37.00	29.50	8.00	28.00	22.50	4.25	Pocatello	Ida.	10.25	36.00	29.00	8.50	30.00	24.00	4.25	5.25	19.00	15.00	2.75
15.75	56.00	44.50	8.25	15.75	56.00	44.50	13.25	47.00	37.50	7.00	Portland	Ore.	15.00	53.00	42.00	13.25	47.00	37.50	7.00	10.50	37.00	29.50	5.50
14.25	50.00	40.00	8.00	14.00	49.00	39.50	11.50	41.00	32.50	6.50	Reno	Nev.	14.25	50.00	40.00	12.50	44.00	35.00	6.50	9.00	32.00	25.50	4.50
15.75	56.00	44.50	8.50	15.75	56.00	44.50	13.25	47.00	37.50	7.00	Sacramento	Calif.	15.00	53.00	42.00	13.25	47.00	37.50	7.00	10.25	36.00	29.00	5.25
10.25	36.00	29.00	5.75	10.25	36.00	29.00	8.00	28.00	22.50	4.25	Salt Lake City	Utah	10.25	36.00	29.00	8.50	30.00	24.00	4.25	5.00	18.00	14.00	2.50
15.75	56.00	44.50	8.50	15.75	56.00	44.50	13.25	47.00	37.50	7.00	San Francisco	Calif.	15.00	53.00	42.00	13.25	47.00	37.50	7.00	11.00	39.00	31.00	5.50
15.75	56.00	44.50	8.50	15.75	56.00	44.50	13.25	47.00	37.50	7.00	Seattle	Wash.	15.00	53.00	42.00	13.25	47.00	37.50	-----	10.50	37.00	29.50	-----
11.50	41.00	32.50	6.00	11.00	39.00	31.00	8.50	30.00	24.00	4.50	Shoshone (For Sun Valley)	Ida.	11.50	41.00	32.50	9.00	32.00	25.50	4.50	6.00	21.00	17.00	3.00
13.25	47.00	37.50	-----	13.50	48.00	38.00	11.00	39.00	31.00	-----	Spokane	Wash.	12.75	45.00	36.00	11.50	41.00	32.50	-----	9.75	35.00	27.50	-----
2.50	9.00	7.00	-----	3.75	14.00	10.50	3.00	11.00	8.50	-----	St. Louis	Mo.	-----	-----	-----	2.50	9.00	7.00	1.25	6.75	24.00	19.00	-----
2.50	9.00	7.00	-----	-----	-----	-----	2.50	9.00	7.00	-----	St. Paul	Minn.	3.75	14.00	10.50	3.75	14.00	10.50	-----	6.75	24.00	19.00	-----
15.75	56.00	44.50	-----	15.75	56.00	44.50	13.25	47.00	37.50	-----	Tacoma	Wash.	15.00	53.00	42.00	13.25	47.00	37.50	-----	10.50	37.00	29.50	-----
13.25	47.00	37.50	-----	13.50	48.00	38.00	11.00	39.00	31.00	-----	Walla Walla	Wash.	14.00	50.00	39.00	11.50	41.00	32.50	-----	9.25	33.00	26.00	-----
10.25	36.00	29.00	-----	10.50	37.00	29.50	8.00	28.00	22.50	-----	West Yellowstone	Mont.	10.25	36.00	29.00	8.50	30.00	24.00	-----	6.75	24.00	19.00	-----

Salt Lake City			Butte			Portland			BETWEEN			Seattle-Tacoma			Los Angeles			San Francisco					
Double Lower Standard Berth	*Drawing Room	*Compartment	Double Lower Tourist Berth	Double Lower Standard Berth	*Drawing Room	*Compartment	Double Lower Standard Berth	*Drawing Room	*Compartment	Double Lower Tourist Berth	AND For exceptions consult ticket agent	Double Lower Standard Berth	*Drawing Room	*Compartment	Double Lower Standard Berth	*Drawing Room	*Compartment	Double Lower Tourist Berth	Double Lower Standard Berth	*Drawing Room	*Compartment	Double Lower Tourist Berth	
\$ 3.00	\$11.00	\$ 8.50	1.50	\$ 4.00	\$14.00	\$11.50	\$ 4.00	\$14.00	\$11.50	\$ 2.25		Boise	Ida.	\$ 9.50	\$19.00	\$15.00	\$ 9.00	\$32.00	\$25.50	-----	\$ 9.00	\$32.00	\$25.50
B 3.50	B13.00	B10.00	2.00	-----	-----	-----	5.75	21.00	16.50	-----	Butte	Mont.	P 5.75	P 21.00	P 16.50	9.00	32.00	25.50	-----	9.00	32.00	25.50	-----
4.25	15.00	12.00	2.25	5.75	21.00	16.50	10.25	36.00	29.00	5.25	Cheyenne	Wyo.	10.25	36.00	29.00	10.25	36.00	29.00	5.25	10.25	36.00	29.00	5.25
10.25	36.00	29.00	5.75	10.50	37.00	29.50	15.75	56.00	44.50	8.25	Chicago	Ill.	15.75	56.00	44.50	15.75	56.00	44.50	8.50	15.75	56.00	44.50	8.50
5.00	18.00	14.00	2.50	7.00	25.00	20.00	10.50	37.00	29.50	5.50	Denver	Colo.	10.50	37.00	29.50	11.00	39.00	31.00	5.50	11.00	39.00	31.00	5.50
2.50	9.00	7.00	1.25	2.50	9.00	7.00	5.75	21.00	16.50	-----	Idaho Falls	Ida.	13.25	47.00	37.50	13.25	47.00	37.50	7.00	13.25	47.00	37.50	7.00
8.50	30.00	24.00	4.25	8.50	30.00	24.00	13.25	47.00	37.50	7.00	Kansas City	Mo.	M 6.50	M 23.00	M 18.50	8.50	30.00	24.00	-----	8.50	30.00	24.00	-----
2.75	10.00	8.00	-----	4.75	17.00	13.50	5.50	23.00	18.50	-----	Ketchum (Sun Valley)	Ida.	6.50	23.00	18.50	2.75	10.00	8.00	1.50	G 5.75	G 21.00	G 16.50	G 3.00
3.50	13.00	10.00	2.25	6.75	24.00	19.00	10.25	37.00	29.00	-----	Las Vegas	Nev.	11.50	41.00	32.50	12.00	42.00	34.00	-----	12.00	42.00	34.00	-----
6.00	21.00	17.00	-----	-----	-----	-----	2.75	10.00	8.00	1.50	Lewiston	Ida.	-----	-----	-----	-----	-----	-----	-----	12.00	42.00	34.00	-----
6.00	21.00	17.00	3.50	9.00	32.00	25.00	L 8.25	29.00	23.50	4.25	Los Angeles	Calif.	E 9.50	E 34.00	E 27.00	-----	-----	-----	-----	3.00	11.00	8.50	1.50
2.50	9.00	7.00	-----	5.25	19.00	15.00	9.25	33.00	26.00	-----	Lund (Zion-Bryce-Grand Canyon)	Utah	10.50	37.00	29.50	4.25	15.00	12.00	2.50	G 7.25	G 26.00	G 20.50	G 4.00
10.25	36.00	29.00	-----	10.50	37.00	29.50	15.75	56.00	44.50	8.25	Minneapolis	Minn.	15.75	56.00	44.50	15.75	56.00	44.50	8.25	15.75	56.00	44.50	8.25
8.00	28.00	22.50	4.25	8.00	28.00	22.50	13.25	47.00	37.50	7.00	Ogden	Utah	K 8.00	K 28.00	K 22.50	6.00	21.00	17.00	3.50	6.00	21.00	17.00	3.50
5.00	18.00	14.00	2.50	4.50	16.00	13.00	2.50	9.00	7.00	1.25	Omaha, Nebr.— Co. Bluffs, Ia.	-----	13.25	47.00	37.50	13.25	47.00	37.50	7.00	13.25	47.00	37.50	7.00
6.75	24.00	19.00	3.50	2.50	9.00	7.00	5.50	20.00	15.50	2.75	Pendleton	Ore.	N 3.50	N 13.00	N 10.00	11.00	39.00	31.00	-----	11.00	39.00	31.00	-----
5.50	20.00	15.50	3.00	8.50	31.00	24.00	L 5.25	19.00	15.00	-----	Pocatello	Ida.	6.75	24.00	19.00	7.00	25.00	20.00	-----	8.00	28.00	23.00	-----
6.00	21.00	17.00	3.50	9.00	32.00	25.00	L 5.50	20.00	15.50	3.00	Portland	Ore.	2.50	9.00	7.00	L 8.25	L 29.00	L 23.50	4.25	L 5.50	20.00	15.50	3.00
8.00	28.00	22.50	-----	P 5.75	P 21.00	P 16.50	2.50	9.00	7.00	-----	Sacramento	Calif.	F 6.50	F 23.00	F 18.50	3.00	11.00	8.50	1.50	-----	-----	-----	-----
2.50	9.00	7.00	1.25	2.75	17.00	13.50	5.00	18.00	14.00	2.75	Salt Lake City	Utah	8.00	28.00	22.50	6.00	21.						

Sample Low Cost Meals Served in "Coffee Shop" Dining Cars

THE CHALLENGER SERVICE

On The Challenger, Chicago-Los Angeles: on the Denver Limited, Kansas City-Denver: on the Pacific Limited, Kansas City-Los Angeles and Chicago-Los Angeles: on The Columbine, Omaha-Denver: on all Salt Lake City-Butte trains.

BREAKFAST—Twenty-Five Cents		
No. 1	CHILLED ORANGE JUICE	
	HAM OR BACON AND EGGS	
	FRIED, BOILED OR SCRAMBLED	
HOT ROLLS	DRY OR BUTTERED TOAST	
COFFEE	TEA	MILK
No. 2		
	CHILLED ORANGE JUICE	
	SELECTION OF ANY LISTED	
	FRUIT OR CEREAL	
HOT ROLLS	DRY OR BUTTERED TOAST	
COFFEE	TEA	MILK

LUNCHEON—Thirty Cents		
No. 1	CREAMED MINCED CHICKEN	
	WITH GREEN PEPPERS	
MASHED POTATOES	PEAS IN BUTTER	
	ASSORTED BREAD AND BUTTER	
RICE PUDDING—FRUIT SAUCE		
COFFEE	TEA	MILK
No. 2		
	SELECT FRUIT PLATE	
	FINGER SANDWICHES	
RICE PUDDING—FRUIT SAUCE		
COFFEE	TEA	MILK

DINNER—Thirty-Five Cents		
SMALL DINNER STEAK, MUSHROOMS		
BROWNED POTATOES		
WHOLE KERNEL CORN IN BUTTER		
HOT DINNER ROLLS		
VANILLA ICE CREAM, SWEET WAFERS		
COFFEE	TEA	MILK

On other principal Union Pacific Trains the same low cost table d'hote meals are served to coach and tourist car passengers in their seats. In addition, sandwiches at 10 cents; coffee or milk 10 cents, fruit, doughnuts, etc. at 5 cents each; tea 10 cents. This type meal is not available on the San Francisco Overland Limited.

COFFEE SHOP SERVICE

On the Pacific Limited—Chicago-Los Angeles, Omaha-Portland, Kansas City-Denver-Los Angeles, Kansas City-Denver-Portland. On the Denver Limited—Kansas City-Denver: on The Columbine—Omaha-Denver: on all Salt Lake City-Butte trains.

COFFEE SHOP SELECT BREAKFASTS
(Include selection of Fruit or Cereal, Bread and Beverage as listed)

1. Broiled Fresh Fish	.70	
2. Salt Mackerel, Steamed Potato	.65	
3. Broiled Lamb Chops on Toast	.75	
4. Ham or Bacon with Eggs	.70	
5. Calf's Liver with Bacon	.70	
6. Minced Ham Scrambled with Eggs	.60	
7. Corned Beef Hash with Poached Egg	.60	
8. Poached Eggs on Toast or Plain Omelet	.55	
9. Griddle Cakes with Bacon or Sausage	.60	
10. Eggs—Boiled, Fried, Scrambled or Shirred	.50	
11. French Toast with Currant Jelly	.50	
12. Griddle Cakes with Maple Syrup	.50	
HOT ROLLS	MUFFINS	TOAST
COFFEE	TEA	MILK
	COCOA	
NON-CAFFEINE COFFEE		

If both Fruit and Cereal served with the above an additional charge of 15 cents will be made. A la Carte Service is Also Featured.

COFFEE SHOP SELECT LUNCHEONS
(Include Soup, Vegetables, Bread, Salad, Beverage and Dessert as listed)

PUREE OF SPLIT PEAS		
HOT CONSOMME		
1. Filet of Halibut, Tartar Sauce	.75	
2. Creamed Chicken Flakes, a la King	.85	
3. Calf's Liver Sauté with Bacon	.75	
4. Roast Sirloin of Beef, Milanaise	.75	
MASHED POTATOES	SPINACH WITH EGG	
	BREAD AND BUTTER	
FRUIT SALAD, PRINCESS DRESSING		
	HOT MINCE PIE	
	VANILLA ICE CREAM	
	FIGS IN SYRUP	
COFFEE	TEA	MILK
NON-CAFFEINE COFFEE		

A la Carte Service is Also Featured

COFFEE SHOP SELECT DINNERS
(Include Soup, Vegetables, Bread, Salad, Beverage and Dessert as listed.)

CHILLED TOMATO JUICE		
FRESH VEGETABLE SOUP		
1. Broiled Salmon Steak, Maitre d'Hotel	.75	
2. Breaded Pork Chops, Tomato Sauce	.85	
3. Baked Chicken Pie, Family Style	.85	
4. Roast Lamb, Mint Jelly	.95	
BAKED POTATO	CAULIFLOWER, POLONAISE	
	HOT BRAN MUFFINS	
COMBINATION SALAD, FRENCH DRESSING		
FRESH APPLE COBBLER WITH CREAM		
	VANILLA ICE CREAM	
	HALF GRAPE FRUIT	
COFFEE	TEA	MILK
NON-CAFFEINE COFFEE		

\$1.50 Coffee Shop Sirloin Steak Dinner and A la Carte Service are also featured.

Typical Union Pacific Menus Served in Regular Dining Cars

Union Pacific Select Breakfasts

(Include Selection of Fruit or Cereal, Bread and Beverage as listed.)

1. Broiled Fresh Fish	.85	
2. Kipperd Herring or Minced Ham Scrambled with Eggs	.80	
3. Salt Mackerel, Steamed Potato	.75	
4. Broiled Lamb Chops	.95	
5. Calf's Liver with Bacon	.90	
6. Ham or Bacon with Two Eggs	.85	
7. Eggs—Boiled, Fried, Scrambled or Shirred	.70	
8. Broiled Ham or Bacon with One Egg	.75	
9. Broiled Ham or Bacon	.80	
10. Corned Beef Hash with Poached Egg	.80	
11. Poached Eggs, Vienna Style	.85	
12. Poached Eggs on Toast or Plain Omelet	.75	
13. Combination Omelet	.80	
14. Griddle Cakes with Sausage or Bacon	.75	
15. French Toast with Currant Jelly or Marmalade	.65	
16. Griddle Cakes with Maple Syrup	.65	
HOT ROLLS	MUFFINS	TOAST
COFFEE	TEA	MILK
	COCOA	
NON-CAFFEINE COFFEE		

If both Fruit and Cereal served with above an additional charge of 15 cents will be made.

A		B	
FRUIT OR CEREAL	FRUIT AND CEREAL	FRUIT OR CEREAL	FRUIT AND CEREAL
TOAST OR ROLLS	TOAST OR ROLLS	TOAST OR ROLLS	TOAST OR ROLLS
BEVERAGE	BEVERAGE	BEVERAGE	BEVERAGE
50 Cents	Sixty-Five Cents		

C	
FRUIT OR CEREAL	ONE EGG, ANY STYLE
TOAST OR ROLLS	
BEVERAGE	
65 Cents.	

A la Carte Service is Also Featured.

Select Luncheons

Include

SOUP, VEGETABLES, BREAD, SALAD, BEVERAGE AND DESSERT AS LISTED
PUREE OF GREEN PEAS
CONSOMME, HOT OR JELLIED

Fried Filet of Sole, Tartar Sauce	\$.100
Veal Cutlet, Sauté, Fried Tomato	1.15
Breaded Lamb Cutlets, Creamed Peas	1.25
Braised Calf's Sweetbreads, Financiere	1.25
Omelet with Chicken Livers, Mushrooms	.90
Special Cold Plate Luncheon	1.00
MASHED POTATOES	BUTTERED NEW CARROTS
POTATOES RISOLE	GOLDEN WAX BEANS
HOT LUNCHEON ROLLS	
PINEAPPLE AND COTTAGE CHEESE	
FRESH RHUBARB PIE	VANILLA ICE CREAM
COFFEE	TEA
	MILK

Suggestions for Light Luncheons

Toasted Sardine Sandwich, Dill Pickles, Green Olives, Mexican Slaw, Swiss Cheese, Beverage	\$.75
Fruit Plate Luncheon	.80
Selection of choice Fresh Fruit, Bread and Butter or Toasted Rolls, Beverage	
Toasted Chicken and Tomato Sandwich, Ice Cream and Dainty Wafers, Beverage	.85
Broiled Small Tenderloin Steak Sandwich, Shoestring Potatoes, French Fried Bermuda Onion, Pie with Cheese, Beverage	.95

Also a la carte Service at Reasonable Prices

Select Dinners

Include

SOUP, VEGETABLES, BREAD, SALAD BEVERAGE AND DESSERT AS LISTED
VEGETABLE JULIENNE
CONSOMME (hot or jellied)

Broiled Sea Bass, Maitre d'Hotel	\$.100
Boiled Sugar-Cured Ham with New Spinach	.90
Baked Chicken Pie, Family Style	1.15
Broiled Lamb Chops on Toast, Mint Jelly	1.25
Minute Steak, Fresh Mushrooms	1.35
Omelet With Fresh Mushrooms	.90
Roast Prime Beef, au Jus	1.25

NEW POTATOES IN CREAM		
NEW GARDEN PEAS FRENCH FRIED POTATOES		
GOLDEN BANTAM CORN		
THE SALAD BOWL		
HOT FIG-BRAN MUFFINS		
VANILLA ICE CREAM		
STRAWBERRY SHORTCAKE		
IMPERIAL CHEESE WITH CRACKERS		
COFFEE	TEA	MILK

UNION PACIFIC DELUXE SIRLOIN STEAK \$2.00		
Including Sea Food or Fruit Cocktail, or Cup of Soup, or Consomme, AuGratin Potatoes, Combination Salad, Bread, Choice of Dessert or Cheese, Beverage		

Also a la Carte Service at Reasonable Prices

UNION PACIFIC RAILROAD

For Your Convenience

Here is a list of Union Pacific office addresses, telephone numbers, and names of the men at each. If you want advice in connection with your travel problems, call the nearest office.

Someone there will gladly give you the information. These offices are at your service—for reservations, for convenient side trips, for help in changing trains or making connections.

ABERDEEN, WASH.—3 Union Passenger Station, K and River Sts.—Phone 1045	HOLLYWOOD, CALIF.—City Ticket Office, Christie Hotel, 6732 Hollywood Blvd.—
W. E. M. SCHLOEMAN..... General Agent	C. E. POTTER..... { Phone } General Agent, Passenger Department
ASTORIA, ORE.—Foot of Eleventh Street..... Phone 304	C. F. HALLSMAN..... { Hemstead 3118 } City Passenger Agent
FLOYD C. FOSTER..... Traffic Agent	KANSAS CITY, MO.—City Ticket Office, 805 Walnut St.— Phone Victor 6530
P. S. SMITH..... General Agent	E. M. MATTES..... General Agent, Passenger Department
V. C. KONE..... Traveling Freight and Passenger Agent	C. F. HALLSMAN..... City Passenger Agent
BEND, ORE.—118 Oregon Street..... Phone 63-W	W. C. MILLER..... Passenger Representative
JOHN W. PADDEN..... General Agent	J. D. HURLEY..... Depot Passenger Agent
BOISE, IDAHO—Idaho Bldg., 212 No. 8th St.— Phone 414	O. D. CROFUT..... Traveling Passenger Agent
JOEL L. PRIEST..... General Agent	JAMES L. BOSTICK..... Traveling Passenger Agent
J. F. BAKER..... Traveling Freight and Passenger Agent	Gen'l Freight Dept.—721 Railway Exch. Bldg., 7th & Walnut Sts.—Phone Victor 6530
W. J. HYNES..... Traveling Freight and Passenger Agent	R. A. PETERS..... General Agent, Freight Department
RHEES FIFE..... Traveling Freight and Passenger Agent	J. M. MILLS..... Traveling Freight Agent
BOSTON, MASS.—207 Old South Bldg., 204 Washington St.—Phone Hubbard 6380	I. O. STUEVER..... Traveling Freight Agent
MORTON MANN..... General Agent	E. W. GIBSON..... Live Stock Agent, Live Stock Exchange Bldg.
CARROLL M. BROWN..... City Passenger Agent	KETCHUM, IDAHO—Sun Valley Lodge— Phone Huley 216
T. C. WALLACE..... Traveling Freight and Passenger Agent	O. L. DAVENPORT..... Transportation Agent
G. A. DILLON..... Traveling Freight and Passenger Agent	LAS VEGAS, NEV.—Union Pacific Station..... Phone 4
M. W. COONERTY..... Traveling Freight and Passenger Agent	IRA V. HELMICK..... Passenger Representative
BREMERTON, WASH.—Consolidated Ticket Office, 228 First St.— Phone 723	B. M. PRESCOTT, Traveling Agent (523 Pacific Electric Bldg., Los Angeles, Cal.)
A. F. LEE..... Agent	LEWISTON, IDAHO—Room 7, Union Depot— Phone 1163
BUTTE, MONT.—229 Riato Bldg., 4 South Main Street— Phone 23339	H. J. BERGER..... General Agent
HENRY COULAM..... General Agent	LINCOLN, NEBR.—City Ticket Office, 130 So. 13th St.— Phone B-167
J. D. HAGUE..... Traveling Freight and Passenger Agent	A. D. GIBBY..... General Agent
HAROLD F. KNIGHT..... Passenger Representative	LONG BEACH, CALIF.—City Ticket Office, 220 Pine Avenue— Phone 62493
Consolidated Ticket Office—2 North Main Street— Phone 3376	OTTO NILSSON..... General Agent
D. E. WILDER..... Agent	J. H. HARRINGTON..... City Passenger Agent
CHEYENNE, WYO.—Union Pacific Station— Phone 4421	S. M. SMITH..... City Freight and Passenger Agent
N. A. MILLER..... Ticket Agent	LONGVIEW, WASH.— Phone 818
J. E. GREER..... Freight Agent	GUY L. ANDERSON..... General Agent
A. W. DAVIS..... Traveling Freight Agent	LOS ANGELES, CALIF.—City Ticket Office, 434 W. 6th St.— Phone Trinity 9511
CHICAGO, ILL.—City Ticket Office, 6 So. LaSalle Street, Otis Building—	L. M. BROWN..... General Agent, Passenger Department
A. G. BLOOM..... { Phone } General Agent, Passenger Department	C. P. ENSIGN..... City Passenger Agent
WILLIAM WARNER..... { Randolph 0141 } City Passenger Agent	C. V. LEWIS..... City Passenger Agent
H. G. LARIMER..... City Passenger Agent	C. C. DWYER..... City Passenger Agent
HARRY A. HANSEN..... Passenger Agent	R. C. BREMER..... City Passenger Agent
I. D. KESSLER..... Traveling Passenger Agent	LEO P. DRAKE..... City Passenger Agent
E. E. ROBERTSON..... Traveling Passenger Agent	J. K. MURRAY..... City Passenger Agent
Freight Department—1419 Garland Bldg., 58 East Washington Street—	J. D. T. BRYAN (Central Passenger Station)..... Depot Passenger Agent
F. L. FEAKINS..... { Phone } Assistant Freight Traffic Manager	V. J. SCHMITTROTH..... Tour Representative
C. A. POLLOCK..... { Randolph 0141 } General Agent, Freight Department	C. L. WRENN..... Traveling Passenger Agent
E. W. MAU..... Traveling Freight Agent	LESTER DEWITT..... Traveling Passenger Agent
D. H. VOLZ..... Traveling Freight Agent	J. J. WALKER (Branch Ticket Office, 517 Pac. Electric Bldg., 6th & Main)..... Agent
CINCINNATI, OHIO—705 Dixie Term. Bldg., 4th and Walnut Sts.—Phone Main 0144	E. MCKENNEY (Branch Office, 451 South Main Street)..... Agent
F. B. SWOPE..... General Agent	524 Pacific Electric Bldg., Sixth and Main Streets— Phone Trinity 9511
J. J. MCCARTHY..... District Passenger Agent	R. E. DRUMMY..... General Agent, Freight Department
W. A. LOONEY..... City Passenger Agent	E. W. GILLILAND..... Traveling Freight Agent
WM. HETHERINGTON..... Traveling Passenger Agent	MILWAUKEE, WIS.—314 Warner Bldg., 212 W. Wisconsin Ave. Phone Garquette 7023
E. J. MCCLEAN..... Traveling Passenger Agent	K. T. MINDEMANN..... General Agent
F. G. BUSCH..... Traveling Freight Agent	C. C. CROUSE..... City Passenger Agent
J. R. LIVSEY..... Traveling Freight Agent	G. J. BUCKINGHAM..... Traveling Passenger Agent
H. S. BRENDLE..... Traveling Freight Agent	MARSHALL R. BRYAN..... Traveling Freight Agent
CLEVELAND, OHIO—1006 (Tenth Floor) Terminal Tower, 50 Public Square—	MINNEAPOLIS, MINN.—800 Northwestern Bank Bldg., 620 Marquette Ave.—
W. H. BENHAM..... { Phone } General Agent	E. H. HAWLEY..... { Main 8451 } City Passenger Agent
A. G. HERBSTER..... { Main 3070 } City Passenger Agent	A. J. WINTERSTEN..... Traveling Freight and Passenger Agent
RICHARD E. BURT..... Traveling Passenger Agent	WM. H. BRENNAN..... Traveling Freight and Passenger Agent
EDWIN H. ALLEN..... Traveling Freight and Passenger Agent	J. E. PILON..... Traveling Freight and Passenger Agent
C. J. STEGEMAN..... Traveling Freight and Passenger Agent	NEW ORLEANS, LA.—1007 Carondelet Bldg., 226 Carondelet St.—
COUNCIL BLUFFS, IA.—Union Pacific Transfer Depot— Phone 491	G. J. GARMON..... { Phone Raymond 1748 } General Agent
ANDREW MCMILLEN..... Freight and Passenger Agent	NEW YORK, N. Y.—Rooms 405 and 406, 521 Fifth Ave. Phone Murray Hill 3-4450
DALLAS, TEXAS—1029 Kirby Bldg., Main and Akard Sts.— Phone 7-1778	H. A. LAWRENCE..... General Agent, Passenger Department
E. G. KOENIGMAN..... General Agent	G. I. GILES..... District Passenger Agent
JOHN D. BUDA..... Traveling Freight and Passenger Agent	H. L. GARDNER..... City Passenger Agent
DENVER, COLO.—City Ticket Office, 601 Seventeenth Street—Phone Keystone 4141	J. M. QUADE, JR..... City Passenger Agent
ARTHUR C. SMITH..... General Agent, Passenger Department	FLOYD H. COBBIN..... City Passenger Agent
K. N. MIDDLEKAUFF..... City Passenger Agent	M. KAUB..... Passenger and Freight Agent
M. J. HANDLEY..... City Passenger Agent	JOHN F. SCHWARTZ..... Passenger and Freight Agent
W. J. MURPHY..... City Passenger Agent	C. J. SMITH..... Traveling Passenger Agent
HARRY W. BROWN, JR..... Passenger Representative	W. T. BURNS..... General Agent, Freight Department
R. K. TOMPKINS..... Passenger Representative	W. V. MAY..... Traveling Freight Agent
F. B. VAN SAUN..... Depot Passenger Agent	OAKLAND, CALIF.—215 Central Bank Bldg., 436 14th St.—Phone Glencourt 3676
O. B. STAPLETON..... Traveling Passenger Agent	M. S. SWANSON..... General Agent
H. A. ENGLESON..... Traveling Passenger Agent	J. A. GOLOBICK..... City Passenger Agent
V. J. KIELY..... Traveling Freight Agent	OGDEN, UTAH—Ben Lomond Hotel Bldg., 25th & Washington St. Phone M atn 3500
J. W. HASKELL..... Traveling Freight Agent	C. L. MCKNIGHT..... General Agent
A. H. GREGG..... Traveling Freight Agent	WAYNE W. WATSON..... Passenger Representative
C. L. NYE..... Live Stock Agent	OMAHA, NEBR.—Union Pacific Headquarters Bldg., 1416 Dodge St.—Phone Jackson 6822
DES MOINES, IOWA—407 Equitable Bldg., 6th & Locust Sts.— Phone 3-5023	E. J. KAPLAN..... Assistant General Agent
FRED P. STAFFORD..... General Agent	L. B. NORTHCOTT..... Assistant General Passenger Agent
R. L. HENRY..... Traveling Freight and Passenger Agent	L. G. MEDER..... General Agent, Passenger Department
A. J. MCGRATH..... Traveling Freight and Passenger Agent	R. L. TIBBE..... City Passenger Agent
DETROIT, MICH.—508 Transportation Bldg., 131 Lafayette Blvd., West—	R. B. JOHNSON..... Depot Passenger Agent
A. R. MALCOM..... General Agent	C. T. CARY..... Passenger Representative
GEO. E. BERMAN..... { Cadillac 6644 } City Passenger Agent	E. E. WATKINS..... Traveling Passenger Agent
J. G. HOWEY..... Traveling Freight and Passenger Agent	E. E. MALLON..... Traveling Passenger Agent
W. W. HOTT..... Traveling Freight and Passenger Agent	C. W. EYERS..... General Agent, Freight Department
A. J. ECKERLE..... Passenger Agent	E. G. CLAY..... Traveling Freight Agent
EAST LOS ANGELES, CALIF.—5454 Ferguson Drive— Phone Angelus 8609	EARLE G. REED..... Supervisor Agricultural Development
T. L. VOGEL..... Ticket Agent	City Ticket Office—301 So. 16th Street— Phone Jackson 6822
EUGENE, ORE.—1691 Olive Street— Phone 884-47	WALTER CONROY..... Agent
E. S. FARRELL..... Traveling Traffic Agent	PASADENA, CALIF.—Union Pacific Station 205 W. Colorado St.—Phone Wakefield 4107
FORT COLLINS, COLO.—Union Pacific Station— Phone 223	C. F. FARMER..... General Agent
L. B. WHITEHEAD..... Passenger and Ticket Agent	L. C. FOWLER..... Passenger and Freight Traffic Agent
FRESNO, CALIF.—207 Rowell Bldg., Tulare St. and Van Ness Ave.— Phone 81616	PHILADELPHIA, PA.—904 Girard Trust Co. Bldg., Broad St. & So. Penn Sq.—
T. F. BRONNAHAN..... General Agent	H. L. LAUBY..... { Phone } General Agent
H. G. PELLETIER..... Traveling Freight and Passenger Agent	THOMAS CLIFT..... { Rittenhouse 3170 } City Passenger Agent
F. H. TAYLOR..... Traveling Freight and Passenger Agent	L. J. MCKERNAN..... Passenger Agent
GERING, NEBR.—Union Pacific Station— Phone 36	GORDON G. NOBLE..... Traveling Freight and Passenger Agent
S. C. CLARKE..... General Agent	T. M. J. FRITZ..... Traveling Freight and Passenger Agent
GLENDALE, CALIF.—129 South Brand Boulevard— Phone Douglas 373	PITTSBURGH, PA.—216 Oliver Bldg., Smithfield Street and Sixth Avenue—
MADISON H. FOWLER..... General Agent	JOHN D. CARTER..... { Phone } General Agent
GREELEY, COLO.—Union Pacific Station— Phone 2	EDWARD EMERY..... { Atlantic 0890 } District Passenger Agent
E. H. MATHEWS..... Passenger and Ticket Agent	S. O. HASSLER, FRITZ..... Traveling Freight and Passenger Agent
	GREGG W. COOK..... City Passenger Agent

(Continued on next page)

POMONA, CALIF.—Union Pacific System Passenger Station—Phone Pomona 1888
 F. I. MARKEY.....Passenger and Freight Traffic Agent
 PORTLAND, ORE.—City Ticket Office—701 S. W. Washington Street—
 BURTON BECK.....General Agent, Passenger Department
 N. B. FALLAS.....Broadway 7771.....General Agent, Passenger Department
 R. E. WURSTER.....Traffic Agent
 S. M. D. ALLEN.....Traffic Agent
 O. M. HANSEN.....Traffic Agent
 Wm. H. AHLGREN, JR.....Traffic Agent
 751 Pitcock Block, 921 S. W. Washington Street—Phone Broadway 7771
 G. L. LEONARD.....General Agent, Freight Department
 C. H. JACKA.....Traveling Traffic Agent
 L. P. HANNA.....Traveling Traffic Agent
 H. D. ATHON.....Live Stock Agent
 REDLANDS, CALIF.—4 Orange Street, Fisher Building—Phone Main 1133
 WALTER DITTMER.....Passenger and Freight Traffic Agent
 RENO, NEV.—200 Lyon Bldg., Second and Center Streets—Phone Reno 4881
 E. E. LARREN.....General Agent
 RIVERSIDE, CALIF.—Union Pacific Pass. Station, 7th & Vine Sts.—Phone 699
 W. F. NASH, JR.....General Agent
 W. H. MCPHERSON.....Traveling Freight and Passenger Agent
 ST. JOSEPH, MO.—City Ticket Office, 517 Francis Street—Phone 6-1478
 F. X. SCHOENBERG.....Passenger and Freight Agent
 J. W. MARTIN.....Traveling Freight and Passenger Agent (Hastings, Nebr.)
 ST. LOUIS, MO.—203 Carleton Bldg., 308 North 6th St.—Phone Chestnut 7750
 F. F. ROBINSON.....General Agent
 M. A. LIGHT.....General Agent
 J. M. REBMAN.....Traveling Passenger Agent
 E. R. FIELD.....Traveling Freight and Passenger Agent
 W. B. MARKHAM, (Memphis, Tenn.).....Traveling Freight and Passenger Agent
 J. W. MCBURNEY.....Traveling Freight Agent
 SACRAMENTO, CALIF.—217 Forum Bldg., 1107 Ninth St.—Phone Main 996
 F. A. FOX.....General Agent
 W. M. BROWN.....Traveling Freight and Passenger Agent
 V. J. CHRISTENSEN.....Traveling Freight and Passenger Agent
 SALINA, KANS.—Third and Ash Streets—Phone 897
 J. M. BROWN.....General Agent
 SAM REINHARDT.....Traveling Freight Agent
 SALT LAKE CITY, UTAH—City Ticket Office—Hotel Utah, Main & S. Temple Sts
 C. H. SALTMARSH.....General Agent, Passenger Department
 E. A. SHEWE.....Wasatch 200.....City Passenger Agent
 W. J. THOMAS.....City Passenger Agent
 ROYAL R. CHAMBERLAIN.....Passenger Representative
 GEORGE R. COREY, JR.....Passenger Representative
 KENNETH E. KNAPP.....Depot Passenger Agent
 B. W. HANSON.....General Agent, Freight Department
 J. D. FORD, JR.....Traveling Freight and Passenger Agent
 F. KASTLER.....Traveling Freight and Passenger Agent
 JAMES H. PHILIPS.....Live Stock Agent
 SAN DIEGO, CALIF.—345 Plaza Street—Phone Main 7819
 E. H. HODGINS.....General Agent

SAN FRANCISCO, CALIF.—City Ticket Office, 355 Geary St., Hotel Stewart—
 H. W. HICKS.....Phone.....General Agent, Passenger Department
 L. A. WIGGLER (Garfield 8030).....City Passenger Agent
 E. A. ODELL.....City Passenger Agent
 415 Monadnock Building, 681 Market Street—Phone Garfield 6030
 J. L. TOTTEN.....General Agent, Freight Department
 R. J. KENNEDY.....Traveling Freight and Passenger Agent
 SAN JOSE, CALIF.—206 1st Nat. Bk. Bldg., Santa Clara & 1st Sts.—Phone Ballard 630
 R. M. RITCHEY.....General Agent
 F. M. BUTTKER.....Traveling Freight and Passenger Agent
 H. C. DANNER.....Traveling Freight and Passenger Agent
 SAN PEDRO, CALIF.—City Ticket Office, 101 West Seventh St.—Phone 1073
 J. V. CONNETT.....General Agent
 JOHN M. GARNER.....City Freight and Passenger Agent
 SANTA ANA, CALIF.—City Ticket Office—305 North Main Street—Phone 1877
 W. A. SHOOK.....General Agent
 R. W. BLUND.....City Freight and Passenger Agent
 SANTA MONICA, CALIF.—309 Santa Monica Boulevard—Phone 21213
 S. C. FROST.....General Agent
 SEATTLE, WASH.—204 Union Station, 4th Ave. & Jackson St.—Phone Elliott 6933
 H. M. WEST.....Assistant General Freight and Passenger Agent
 W. S. ELLIOTT.....General Agent, Freight Department
 FRANK S. ELLIOTT.....Traveling Traffic Agent
 City Ticket Office—1403 Fourth Avenue—Phone Elliott 6933
 A. L. IVES.....General Agent, Passenger Department
 H. E. MOORE.....Traveling Traffic Agent
 H. K. SCHULER.....Traffic Agent
 SIOUX CITY, IOWA—405 Commerce Bldg., 520 Neb. St.—Phone Automatic 58528
 K. G. CARLSON.....General Agent, Freight Department
 SPOKANE, WASH.—Union Station—Phone Main 4121
 T. J. DOWD.....General Agent
 W. L. SMITH.....Traveling Traffic Agent
 C. P. MCARTHUR.....Traveling Traffic Agent
 F. F. DAVIS.....Traveling Traffic Agent (413 Royal Hotel, Calgary, Canada.)
 City Ticket Office—North I Post Street—Phones Main 4121 and Main 2261
 F. M. DE RIEMER.....Traffic Agent
 TACOMA, WASH.—114 South Ninth Street—Phone Main 2136
 R. J. CURTIN.....General Agent
 W. O. BALDWIN.....City Passenger Agent
 RICHARD WARD.....Traffic Agent
 STANLEY M. HOFFEDITZ.....Traveling Traffic Agent (Chehalis, Wash.)
 TORONTO, ONT.—201 Canadian Pacific Bldg., 69 Yonge St.—Phone Elgin 4686
 W. W. CREIGHTON.....General Agent
 TULSA, OKLA.—320 Kennedy Bldg., 321 South Boston St.—Phone 26559
 J. C. BRADY.....General Agent
 L. B. BRADLEY.....Traveling Freight and Passenger Agent
 WALLA WALLA, WASH.—Baker Building, Main and 2nd Streets—Phone Main 14
 J. H. CUNNINGHAM.....General Agent
 J. I. PURDY.....Traveling Traffic Agent (Pendleton, Ore.)
 WINSTON-SALEM, N. C.—632 Reynolds Bldg., 4th and Main Sts.—Phone 4581
 J. O. DUCKETT.....Traveling Freight and Passenger Agent
 YAKIMA, WASH.—Union Pacific Building, 104 W. Yakima Ave.—Phone 4181
 H. M. ADKINS.....General Agent

C. C. WEEDIN
 General Fht. & Passr. Agent
 KANSAS CITY, MO.
 A. J. SEITZ
 Assistant Traffic Manager
 SALT LAKE CITY, UTAH
 C. J. COLLINS
 Asst. Passenger Traffic Manager
 OMAHA, NEBR.

W. T. PRICE
 General Fht. & Passr. Agent
 DENVER, COLO.

LOUIS MOTTER
 General Fht. & Passr. Agent
 ST. JOSEPH, MO.

L. E. OMER
 General Passenger Agent
 LOS ANGELES, CALIF.

J. C. CUMMING
 General Passenger Agent
 PORTLAND, ORE.

A. S. EDMONDS
 Assistant Traffic Manager
 PORTLAND, ORE.
 W. S. BASINGER
 Passenger Traffic Manager
 OMAHA, NEBR.

A. V. KIPP
 Assistant Traffic Manager
 LOS ANGELES, CALIF.
 R. R. MITCHELL
 Freight Traffic Manager
 OMAHA, NEBR.

W. H. OLIN
 Assistant Traffic Manager
 SAN FRANCISCO, CALIF.
 F. W. ROBINSON
 Vice-President—Traffic
 OMAHA, NEBR.

DEPARTMENT OF TOURS (UNION PACIFIC RAILROAD—CHICAGO & NORTH WESTERN) 148 So. Clark Street, Chicago, Ill.

JOHN C. POLLOCK, Manager (See Department of Tours Advertisement on Page 38.)

1937		MARCH						1937	
SUN	MON	TUE	WED	THU	FRI	SAT			
	1	2	3	4	5	6			
7	8	9	10	11	12	13			
14	15	16	17	18	19	20			
21	22	23	24	25	26	27			
28	29	30	31						

1937		APRIL						1937	
SUN	MON	TUE	WED	THU	FRI	SAT			
				1	2	3			
4	5	6	7	8	9	10			
11	12	13	14	15	16	17			
18	19	20	21	22	23	24			
25	26	27	28	29	30				

1937		MAY						1937	
SUN	MON	TUE	WED	THU	FRI	SAT			
						1			
2	3	4	5	6	7	8			
9	10	11	12	13	14	15			
16	17	18	19	20	21	22			
23	24	25	26	27	28	29			

1937		JUNE						1937	
SUN	MON	TUE	WED	THU	FRI	SAT			
		1	2	3	4	5			
6	7	8	9	10	11	12			
13	14	15	16	17	18	19			
20	21	22	23	24	25	26			
27	28	29	30						

SUN VALLEY LODGE

OPEN UNTIL APRIL 15

Here is a new world of thrills for sports loving America!

Winter sports under a summer sun! There is skiing, sleighing, dog sledging, skating, and outdoor bathing in a warm-water pool. An abundance of dry "powder" snow which should last far into April.

The lodge itself contains all the comforts, conveniences and refinements of a modern hotel. Sun Valley is the ideal spot for a healthy, happy winter vacation. Ski instruction available for all guests.



Never mind the weather.
 Union Pacific trains will get you there quickly, safely,
 in carefree comfort -- and at unbelievably low cost.
 Most of them are fully air-conditioned.



For information about
 SUN VALLEY LODGE, Ketchum, Idaho,
 wire or write
 Any Union Pacific Representative or
 W. S. BASINGER, P. T. M., Union Pacific
 Omaha, Nebraska.

Lee H. Young