

# UNION PACIFIC SYSTEM



## Time Tables

---

Union Pacific Railroad Co.  
 Oregon Short Line R. R. Co.  
 Oregon-Washington R. R. & Nav. Co.  
 Los Angeles & Salt Lake R. R. Co.

---

St. Joseph and Grand Island Ry. Co.

# UNION PACIFIC SYSTEM




## Time Tables

---

Union Pacific Railroad Co.  
 Oregon Short Line R. R. Co.  
 Oregon-Washington R. R. & Nav. Co.  
 Los Angeles & Salt Lake R. R. Co.

---

St. Joseph and Grand Island Ry. Co.



## Boulder Dam

A monument to American ingenuity, Boulder Dam is rapidly accumulating the largest lake ever created by man. Towering higher than any other dam, this tremendous barrier of steel and concrete will hold in check Boulder Lake, a fresh-water reservoir 115 miles in length, containing enough water to cover the State of New York to a depth of one foot and to provide 5,000 gallons for every inhabitant of the earth. Boulder City, the model city for workers at the Dam, is fast becoming a popular resort city for visitors to this new Western attraction.



**B**OULDER DAM is the newest of the wonders of the West served by Union Pacific's famous transcontinental trains to and from Southern California. This tremendous project has been brought within the reach of the traveling public by means of an easy 29-mile side trip from the main line of the Union Pacific at colorful Las Vegas, Nevada. Luxurious motor buses of the Union Pacific Stages carry guests over the new paved highway from Las Vegas to

Boulder Dam. This bus line makes several trips daily (see Table 106) between Las Vegas, Boulder City and the Dam. Round trip to the Dam is \$1.75, but passengers with tickets reading Union Pacific all the way in either direction between Omaha, St. Joseph, Leavenworth or Kansas City, and Daggett, California or west, are entitled to a free side-trip to Boulder City. Round trip bus fare between Boulder City and the Dam is 55c. Boat trips can be taken on Boulder Lake.

# UNION PACIFIC

# General Index

Section	Page	Section	Page
General Information	2	Branch Lines in Wyoming	31 and 32
Index to Union Pacific Stations	3 to 5	Branch Lines in Utah	32, 33, 38 and 39
Streamliner Time Tables	6	Branch Lines in Idaho	33, 34, 35, 36 and 37
Handy Calendar	6	Branch Lines in Montana	33
Condensed Time Tables	7 to 9	Branch Lines in Oregon	34, 35, 36 and 37
Equipment of Through Trains	10 to 13	Branch Lines in Washington	35, 36 and 37
New Services for Coach Passengers	13	Branch Lines in Nevada	34, 38 and 39
Main Line Train Schedules	14 to 29	Branch Lines in California	38 and 39
Motor Bus Connections in Nebraska	16	Department of Tours Service	38
Union Pacific Historical Museum	17	Connecting Line Train Service	39 to 41
Map of Union Pacific System and Connections	24 and 25	Connecting Steamship Lines	42
St. Joseph and Grand Island Ry.	30	Pullman Sleeping Car Rates	44
Branch Lines in Nebraska	30 and 31	Coach Meals and Dining Car Menus	45
Branch Lines in Kansas	30, 31 and 32	Union Pacific System Representatives	46 and 47
Branch Lines in Colorado	32	Services on "The Challenger"	47

## GENERAL INFORMATION

**Not Responsible.** The Union Pacific System is not responsible for errors in time tables, inconvenience or damage resulting from delayed trains or failure to make connections; schedules herein are subject to change without notice.

**Buy Tickets** before boarding trains and avoid payment of extra charge.

**Ticket Offices** at all local stations open thirty minutes before departure of passenger trains, affording passengers ample time to procure tickets and get baggage checked before departure of train. Station baggagemen are required to examine tickets before checking baggage. Before entering a train passengers should ascertain from the Ticket Agent or Trainmen whether the train stops at the station which is their destination, in order that no mistakes may occur at Flag or Signal stations.

**Persons desiring Coupon Tickets** at stations where not regularly sold can obtain them by giving Ticket Agent sufficient notice to enable him to procure them in advance.

**Children** under 5 years of age free, when accompanied by parent or guardian; 5 years of age and under 12, one-half fare; 12 years of age or over, full fare.

**Special Fare Tickets** sold at reduced fares account charity, railroad employe, CCC, FERA, etc., will not be honored on the Los Angeles Limited, the San Francisco Overland Limited, or on any of the Streamliner trains. Clergy tickets will not be honored on any of the Streamliner trains.

**Adjustment of Fares.** In case of dispute with Conductors or Agents, pay the fare required, take receipt and write to the Passenger Traffic Manager, Union Pacific System, Omaha, Nebraska.

**Limit on Tickets.** All standard local and interline one-way tickets (not special coach) will be limited to 30 days in addition to date of sale. Stop-overs will be allowed at all points within limit, upon application to conductor without deposit of ticket.

**Redemption of Tickets.** Tickets unused, or partly used, will be redeemed under tariff regulations at proper value, after deducting proper tariff charges for service rendered thereon.

**Stopping Trains on Signal.** Where trains are scheduled to stop only on Flag or Signal, advance notice should be given to Agent or Conductor, as the case may be, so that necessary arrangements may be perfected.

**Side Trips:** Arrangements are in effect whereby passengers may obtain side trips to Colorado Springs, Salt Lake City, Boulder City, Nev. (entrance to Boulder Dam area), Seattle and Tacoma on certain tickets without additional charge.

**Ask your Local Ticket Agent or Union Pacific representatives** for details regarding stop-overs, side trips and optional routes.

**Baggage Maximums.** Baggage not exceeding 72 inches in any dimension, will be checked free for each passenger, as follows: For those presenting full standard ticket, 150 pounds; half ticket, 75 pounds. **Note:** Some special low fare tickets specify a baggage allowance of only 100 lbs., some 50 lbs., and some no baggage allowance. No single piece of baggage exceeding 300 pounds in weight, or single shipment exceeding \$2,500.00 in value, will be checked. Free allowances subject to tariff stipulations as to contents, weight, value and size. For around-the-world and Trans-Pacific passengers, 350 pounds of baggage, not exceeding \$100.00 in value, may be checked without additional charge for each adult ticket, and 175 pounds not exceeding \$50.00 in value for each child traveling on half ticket.

**Baggage Valuation.** The value of baggage must be declared at time of checking. Baggage consists of wearing apparel, toilet articles (except liquids) and such personal effects as the passenger may need for use and comfort while on the journey. Checkable baggage should be enclosed in strong locked containers and be plainly marked with name and permanent address of owner. Railroads will not be responsible for loss or damage to articles placed in baggage, except those specified above.

**Lost Articles** should be inquired for by addressing Supervisor, Mail and Baggage Traffic, Union Pacific System, Omaha, Nebraska.

**No Responsibility Is Assumed** for unchecked articles left in stations or cars.

**Air-conditioned Trains.** Air-conditioned cars have been assigned to regular sections of trains as indicated on pages 10, 11, 12 and 13 of this folder. Every effort is made to provide such cars as specified, but the right is reserved to use non-air-conditioned cars in these trains when volume of traffic or operating necessities require them.

**Parmelee Transportation Co. Passenger and Baggage Transfer in Chicago.** A uniformed agent of Parmelee Transportation Company will be on incoming trains or at Chicago Passenger Stations near the train gates to arrange for the transfer of passengers and baggage to other railroad stations or to loop hotels; also for delivery of baggage to any address in Chicago, and some suburbs.

Passengers stopping at Chicago between trains and departing from a station other than that at which they arrive may on arrival in Chicago deliver their hand baggage to the Agent of Parmelee Transportation Company at the station, who will issue a claim check for it. The baggage will then be transferred by Parmelee Transportation Company to the parcel check room of the station from which departure will be made and can be claimed at parcel room on presentation of the claim check. A nominal charge including the parcel room fee, will be made for this service.

**Western Union Telegraph Offices** are maintained at all stations, enabling passengers to communicate conveniently at any time with home or business anywhere. Telegram blanks in Pullman cars.

**Some Safety Suggestions.** Thoughtfulness for your own welfare increases your safety; courtesy toward your fellow travelers enhances the pleasure of your journey. Don't try to get on or off a moving train; let the trainmen stop it for you. Keep hand baggage out of car aisles; all except very heavy parcels may be put in the overhead racks. You may ask the trainmen to handle your baggage for you. This will add to your convenience, and remove a cause of annoyance, possibly of accidents, to others. Don't put your hands or head out of open windows, or throw articles therefrom. If you raise your window see that it is securely latched. Walk carefully when entering or leaving train; high heeled shoes are sometimes a cause of tripping or stumbling on car steps. Don't stand or walk close to the railroad track; and look both ways before starting across.

**Pullman Section Rate.** The cost of a Pullman Section for the exclusive use of one passenger has been reduced to the price of the lower berth plus half the usual rate for the upper. Only one railroad ticket is needed for the use of a Section. Consult Agent or Pullman Company employes for particulars. See table of Pullman rates on page 44.

**Union Pacific System Rail Tickets Good Optionally on Interstate Transit Lines Buses.** Tickets good for passage over Union Pacific System rail lines between any two points between which the Interstate Transit Lines furnish motor bus service will be honored on motor buses.

In cases where the Interstate Transit Lines do not parallel the Union Pacific System but reach a point located on a branch line of the Union Pacific System, rail tickets will be honored to such branch line point by Union Pacific System and from such point by the Interstate Transit Lines, or the reverse; provided published round trip rail side trip fare or double local is collected from main line junction and side trip rail coupons are attached to the through ticket.

This applies to all classes of tickets—one-way or round trip—except Caretakers or Drivers tickets or tickets endorsed "not good on Motor Bus." Ask agent for particulars.

**Mileage on mile posts** reads from Council Bluffs, Iowa, legal eastern terminus of the Union Pacific. Mileage in this folder is shown from Omaha because passengers (for operating reasons) transfer at that point, unless traveling in through trains or cars. This accounts for the difference of 2 or 3 miles between mile post and time table mileage in certain instances.



Table of contents listing various locations and their corresponding page numbers, organized into columns labeled 'Table No.'.

Table No. Ogdensburg, Kans. 29
Ogilby, Colo. 53
Oketo, Kans. 37
Olds Ferry, Idaho. 20
Clean, Nebr. 43
Olequa, Wash. 23
Oliver, Nebr. 19, 20
Olympia, Wash. 99
Omaha, Nebr. 1, 2, 5, 6, 7, 11, 19, 20, 20a, 21, 22, 23, 24, 25, 28, 35, 36, 37, 38, 39, 40, 41, 43, 44

Table No. Rawlins, Wyo. 1, 2, 3, 4, 5, 8, 19, 20, 21, 22, 23, 30
Rayson, Idaho. 72
Raymond, Nebr. 37
Read, Utah. 21
Reas Pass, Idaho. 65
Reddoss, Ore. 77
Red Buttes, Wyo. 19
Red Desert, Wyo. 19, 20
Redlands, Calif. (See San Bernardino) 21, 102
Redlin, Wash. 83
Redmond, Colo. 53
Redmond, Ore. 97
Red Lion, Colo. 28
Red Point, Nev. 67
Red Rock, Mont. 24, 32
Reese, Wash. 81
Reno, Kans. 45
Reno, Nev. 2, 4, 22
Reubens, Idaho. 89
Reverse, Idaho. 23
Rexburg, Idaho. 65
Rhea, Ore. 94
Richfield, Idaho. 71, 72
Richland, Nebr. 19, 20
Richmond, Utah. 59
Ridge, Wyo. 19, 20
Ridgefield, Wash. 23
Rieth, Ore. 23
Rifton, Wash. 88
Riga, Kans. 29
Rigby, Idaho. 65
Riley, Nebr. 44
Riner, Wyo. 19, 20
Riparia, Wash. 82, 83, 89
Ririe, Idaho. 63
Risbeck, Wash. 82, 91
Rising City, Nebr. 38
Ritter, Utah. 21, 103
Riva, Idaho. 73
River, Nebr. 34
River Bend, Colo. 29
Riverdale, Nebr. 43
Riverside, Calif. 1, 3, 15, 21, 102, 120
Riverside, Wyo. 19, 20
Roach, Nebr. 58
Roberts, Idaho. 24, 32
Robinetta, Ore. 79
Robinson, Kans. 34
Robinson, Wyo. 19, 20
Rock Creek, Ore. 95
Rockford, Idaho. 62
Rockford, Wash. 83
Rock Island, Ida. 25
Rock River, Wyo. 19, 20, 30
Rock Springs, Wyo. 1, 2, 3, 4, 5, 8, 19, 20, 21, 22, 23, 30
Rockville, Nebr. 41
Rocky Ford, Kans. 46
Rocky Mountain National Park. 53
Rodeo, Ore. 77
Rogers, Nebr. 19, 20
Rooster, Idaho. 67
Rooster Rock, Ore. 23, 26
Roscoe, Nebr. 19, 20, 28
Rose, Idaho. 23
Rose Lake, Idaho. 92
Roseburg, Ore. 15
Roseville, Calif. 22
Rossville, Kans. 29
Rothas, Idaho. 62
Rowena, Ore. 23
Rowland, Calif. 21
Roy, Nebr. 21
Roy, Wash. 23
Rufus, Ore. 23, 26
Rupert, Idaho. 67, 68
Russell, Kans. 29
Russell, Wash. 83, 87
Ruthlon, Nebr. 44
Ruxby, Wash. 26, 80
Ryan, Calif. 120
Ryderwood, Wash. (See Olequa) 23

Table No. Sacramento, Calif. 2, 4, 5, 8, 19, 20, 21, 22, 15, 22
Sage, Wyo. 23
Sage, Ore. 23
Saginaw, Wash. 98
St. Anthony, Idaho. 32, 63, 64, 65
St. Clair, Wash. 23
St. Edward, Nebr. 35
St. George, Kans. 29
St. John, Utah. 21
St. John, Wash. 83
St. Joseph, Mo. 34
St. Leon, Idaho. 32, 65
St. Liberty, Nebr. 40
St. Louis, Mo. 1, 2, 3, 4, 5, 8, 9, 10, 14, 19, 20, 21, 22, 23, 24, 25, 29
St. Mary, Kans. 29
St. Paul, Minn. 1, 2
St. Paul, Nebr. 40, 41
St. Thomas, Nebr. 110
St. Vrain, Colo. 52, 53
Salem, Ore. 15
Salina, Kans. 3, 4, 8, 14, 29, 49, 50, 51
Salmon, Idaho. 116
Sails, Colo. 29
Salt Lake City, Utah. 1, 2, 3, 4, 16, 21, 13, 16, 17, 19, 20, 21, 22, 23, 30
Salvo, Ore. 29
Salt Wells, Wyo. 19, 20
San Bernardino, Calif. 1, 3, 16, 21, 102, 120
Sand, Idaho. 74
Sandbank, Idaho. 23
Sandon, Ore. 96
Sand Spring, Kans. 29
Sandown, Colo. 29
Sands, Calif. 21
Sandy, Utah. 102
San Francisco, Calif. 4, 15, 19, 20, 22
San Pedro, Calif. 1, 3, 21, 102, 112
Santiquia, Utah. 102
Sarotoga, Wyo. 57
Sarben, Nebr. 44
Sarp, Nebr. 19, 20
Sattaka, Wyo. 19, 20
Sawyer, Wash. 86
Saxe, Ore. 83
Schiller, Idaho. 23
Schodde, Idaho. 68
Schroyer, Kans. 46
Schuyler, Nebr. 19, 20, 28
Scotia, Nebr. 40
Scott, Wash. 26, 80
Scottsbluff, Nebr. (See Gering)
Scriber, Nebr. 20b
Sears, Idaho. 23
Sears, Wyo. 57
Seattle, Wash. 5, 8, 12, 15, 23, 98, 99, 100, 117
Seebree, Idaho. 23
Sedan, Nebr. 34
Sedgwick, Colo. 28
Sequin, Kans. 51
Selby, Idaho. 73
Selvite, Wash. 83
Seneca, Kans. 34
Senter, Idaho. 23
Severance, Kans. 34
Seymour, Nebr. 19, 20
Shady Bend, Kans. 51
Shaniko, Ore. 96
Sharon Spgs., Kans. 29
Sharp, Utah. 102
Shawnee, Wash. 83, 91
Shelby, Nebr. 38
Shelley, Idaho. 24, 32
Shelp, Idaho. 75
Shelton, Nebr. 19, 20, 28
Sheppard, Idaho. 32
Sherman, Ore. (Now Ainsworth) 23
Sherman, Wyo. 19, 20
Shields, Utah. 21
Shipton, Kans. 51

Table No. Shoshona, Calif. 120
Shoshona, Idaho. 5, 8, 12, 23, 71, 72
Shutler, Ore. 95
Sidney, Nebr. 5, 19, 20, 21, 22, 23
Silica, Ore. 23
Simmonds, Wash. 80
Silver Bow, Mont. 17, 24, 32
Silver City, Utah. 104
Silver Creek, Nebr. 19, 20, 28
Silver Lake, Calif. 120
Silver Lake, Kans. 29
Simonds, Nebr. 19, 20, 28
Simpson, Kans. 49
Sink, Ore. 96
Sioux City, Iowa. 1, 2
Six Corners, Kans. 45
Sixth Ave., Wash. 23
Slade, Idaho. 23
Sloan, Nev. 21
Sloan, Ore. 23
Smeed, Nebr. 19, 20
Smelter, Utah. 21, 103
Smithfield, Utah. 59
Smiths Ferry, Idaho. 74
Snowline, Mont. 32
Snyder, Colo. 28
Soda Springs, Idaho. 23
Solomon, Kans. 29, 49
Solus, Utah. 107
Somona, Kans. 29
Sonna, Idaho. 23
Sorrento, Colo. 29
So. Bayard, Nebr. 44
So. Elma, Wash. 98
So. Gate, Calif. 112
South Junction, Ore. 97
So. Mitchell, Nebr. 44
So. Montezano, Wash. 98
So. Morrill, Nebr. 44
So. Omaha, Nebr. 19, 20
So. Ravenna, Nebr. 41
So. Torrington, Wyo. 44
Spalding, Idaho. 89
Spalding, Nebr. 36
Spadra, Calif. 21
Spanish Fork, Utah. 102
Sparks, Nev. 22
Speers, Ore. 95
Speer, Wyo. 30
Spencer, Kans. 34
Spencer, Idaho. 24, 32
Spica, Kans. 83
Spofford, Ore. 83
Spokane, Wash. 6, 9, 13, 15, 23, 25, 26, 80, 83, 88, 90, 91, 92, 118
Springdale, Idaho. 69
Springfield, Idaho. 62
Springtown, Idaho. 92
Spring Valley, Wyo. 19, 20
Springville, Utah. 102
Stacey, Idaho. 76
Stanfield, Ore. 23, 25
Stapleton, Nebr. 43
Starbuck, Wash. 83, 88
Starkey, Idaho. 119
Starr, Utah. 102
Starr's Ferry, Idaho. 67
Steele City, Nebr. 34
Steilacoom, Wash. 23
Sterling, Colo. 11, 28
Sterling, Idaho. 62
Stine, Nev. 21
Stites, Idaho. 82, 89
Stockdale, Kans. 46
Stockton, Calif. 15
Stockton, Utah. 21
Stoddard, Idaho. 73
Stoddard, Utah. 19, 20
Stout, Kans. 34
Strang, Idaho. 62
Strasburg, Colo. 29
Strawberry, Utah. 19, 20
Streeter, Calif. 21
Stromberg, Nebr. 38
Stromg, Utah. 21
Studley, Kans. 51
Sturgill, Ore. 79
Subletta, Colo. 28
Sugar City, Idaho. 65

Table No. Sullivan, Kans. 37
Sulphur, Wash. 90
Summer Camp, Nev. 67
Summit, Calif. 21
Summit, Kans. 34
Summer, Nebr. 43
Summer, Wash. 23
Summerville, Kans. 49
Sumpter, Ore. 115
Sunland, Kans. 29
Sunnyside, Idaho. 23
Sunnyside, Wash. 86
Sunol, Nebr. 19, 20
Sunset, Wash. 83
Sunsweet, Calif. 21
Sutherland, Nebr. 19, 20, 28
Sutor, Nev. 21
Swan Lake, Idaho. 32
Sweetwater, Idaho. 89
Swift, Wash. 89
Sylvan Grove, Kans. 51
Taber Idaho. 62
Table Rock, Wyo. 19, 20
Tabor, Colo. 52
Tacoma, Wash. 5, 8, 12, 15, 23, 99
Talmadge, Idaho. 23
Tamarack, Idaho. 119
Tarnov, Nebr. 39
Tasco, Kans. 51
Taylor, Ore. 23
Tecoma, Nev. 22
Tecopa, Calif. 120
Tekoa, Wash. 83, 92
Telocaset, Ore. 23
Tendoy, Idaho. 116
Tenino, Wash. 23
Tenno, Idaho. 32
Terra Cotta, Kans. 29
Terrebonne, Ore. 97
Tescott, Kans. 51
Tetonia, Idaho. 66
Thavis, Wash. 80
Thayer Jct., Wyo. 19, 20
The Dalles, Ore. 5, 8, 12, 23, 26, 97
Thera, Wash. 83
Thermo, Utah. 21
Thornsen, Idaho. 32
Thornberry, Ore. 96
Thorn Hollow, Ore. 23
Thornton, Idaho. 65
Thornton, Wash. 83
Thummel, Nebr. 19, 20, 28
Ticska, Idaho. 23
Tikura, Idaho. 71
Timothy, Idaho. 74
Tintic Utah. 21, 104
Tipton, Wyo. 19, 20
Tomas, Utah. 21
Tonganoxie, Kans. 45
Tonopah, Nev. 120
Toomey, Calif. 21
Topeka, Idaho. 84
Topeka, Kans. 3, 4, 8, 14, 29, 37
Torrington, Wyo. (See So. Torrington) 44
Touchet, Wash. 81
Touhy, Nebr. 37, 38
Toulon, Kans. 29
Tracy, Wyo. 19, 20
Travers, Idaho. 68
Tremain, Wyo. 44
Tremonton, Utah. 58
Trenton, Kans. 51
Trenton, Utah. 32
Trout, Idaho. 70
Trottdale, Ore. 23, 26
Troy, Kans. 34
Truax, Wash. 89
Truckee, Calif. 2, 4, 22
Tucker, Idaho. 23
Trude, Idaho. 65
Tucannon, Wash. 82, 83, 88
Tunnel, Wyo. 23
Tunupa, Idaho. 23
Turkey Creek, Kans. 29
Turner, Wash. 87
Tuttle, Idaho. 68
Twin Falls, Idaho. 67
Twin Groves, Ida. 65
Two Rivers, Wash. 86
Two Springs, Ore. 97
Tyhee, Idaho. 32
Ucon Idaho. 64, 65
Uintah, Utah. 19, 20
Umattila, Ore. 6, 9, 13, 15, 23, 25, 26, 80, 81, 82
Union, Colo. 28
Union Gap, Wash. 86
Union Jct., Ore. 23
Unity, Ore. 23
Upland, Kans. 34
Upton, Utah. 21
Ute, Nev. 21
Utida, Utah. 32
Uvada, Nev. 21
Vader Wash. 23
Vale, Ore. 77
Valley, Nebr. 19, 20, 20d, 28, 37, 38
Valley, Nev. 21
Valmont, Colo. 52
Valparaiso, Nebr. 37, 38
Van, Utah. 21
Vancouver, B. C. 117
Vancouver, Wash. 23
Venator, Ore. 77
Verdi, Kans. 49
Verne, Wyo. 19, 20
Vesper, Kans. 51
Veteran, Wyo. 44
Vico, Wyo. 19, 20
Victor, Idaho. 7, 10, 66
Victoria, Kans. 29
Victorville, Calif. 21
Vigo, Nev. 21
Villard, Wash. 86
Virebonne, Ore. 84
Viriden, Idaho. 62
Virginia, Idaho. 32
Voda, Kans. 29
Vromann, Nebr. 19, 20, 28
Wade Ore. 84
Wahoo, Nebr. 37, 38
Wahsatch, Utah. 19, 20
Waitsburg, Wash. 87
Wakamey, Kans. 29
Wakefield, Kans. 48
Walcott, Wyo. 19, 20, 28
Walden, Colo. 114
Waldo, Kans. 51
Walker, Idaho. 63
Walker, Kans. 29
Wallace, Idaho. 92
Wallace, Kans. 29
Walla Walla, Wash. 6, 9, 23, 25, 81, 83, 86, 87, 90
Wallowa, Ore. 84
Wallula, Wash. 6, 9, 13, 15, 25, 26, 80, 81, 82, 86, 89, 90
Walton, Wyo. 21
Walters, Wash. 83
Wamego, Kans. 29
Wamsutter, Wyo. 19, 20, 30
Wann, Nev. 21
Wanship, Utah. 56
Wapello, Idaho. 24, 32
Wapi, Idaho. 23
Warm River, Idaho. 65
Warner, Utah. 21
Warmville, Nebr. 39
Warren, Colo. 30
Warrens, Idaho. 73
Wasco, Ore. 96
Washakie, Utah. 58
Washoe, Idaho. 23
Washtucna, Wash. 90
Waterfall, Wyo. 23
Waterloo, Nebr. 19, 20, 20d, 28, 37
Watertown, Nebr. 43
Wathena, Kans. 34
Watkins, Colo. 29
Watt, Wash. 82
Wawawai, Wash. 89
Weatherby, Ore. 23
Webster, Utah. 59
Weir, Colo. 19, 20
Weiser, Idaho. 23, 119
Welby, Colorado. 53
Weldona, Colo. 28
Wells, Nev. 22, 67
Wells, Wash. 80
Wellsville, Utah. 59
Wendell, Idaho. 68
Weskan, Kans. 29
Westleyan, Kans. 50
West, Utah. 59
Westland, Ore. 23, 26
Weston, Idaho. 32
Weston, Nebr. 37, 38
Weston, Ore. 83
West Point, Nebr. 20b
West Tenino, Wash. 23
West Lincoln, Nebr. 37
West Yellowstone, Mont. 5, 7, 8, 10, 17, 20, 12, 65
Wheeler, Utah. 32
White Rock, Colo. 52
Whitman, Wash. 81
Whitney, Idaho. 59
Whittier, Calif. 113
Whitcox, Ore. 96
Wilcox, Wyo. 19, 20
Wild Cat, Colo. 53
Wildor, Idaho. 75
Wild Horse, Colo. 29
Willard, Idaho. 65
Willada, Wash. 83
Willow Spgs., Ida. 58
Willard, Utah. 32, 58
Williamstown, Kans. 29, 37
Willows, Ore. 23
Willow Island, Nebr. 19, 20, 28
Wilma, Wash. 89
Wilson, Kans. 29
Wing, Ore. 23
Winifred, Kans. 37
Winlock, Wash. 23
Winnemucca, Nev. 22
Winona, Kans. 29
Winona, Wash. 82, 83
Wisner, Nebr. 20b
Wisner, Ore. 77
Wood, Idaho. 23
Woodin, Mont. 24, 32
Woodland, Wash. 23
Wood River, Nebr. 19, 20, 28
Woodruff, Idaho. 58
Woodcross, Utah. 31
Woodville, Nebr. 35
Wooley's Idaho. 23
Workman, Calif. 112
Worthington, Ida. 68
Wyross, Wyo. 44
Wyeth, Ore. 23, 26
Wyoming, Wyo. 19, 20
Wyuta, Utah. 19, 20
Yakima Wash. 6, 9, 86
Yale, Utah. 21
Yanka, Nebr. 38
Yellowstone, W. Mont. (Yellowstone Nat. Pk.) 5, 7, 8, 10, 17, 23, 32, 65
Yermo, Calif. 21
Yocemento, Kans. 29
Yoder, Wyo. 44
York, Utah. 102
Young, Idaho. 32
Yoxall, Colo. 52
Yutan, Nebr. 37, 38
Zabriskie Calif. 120
Zane, Utah. 21
Zenda, Idaho. 32
Zenda, Utah. 21
Zillah, Wash. 86
Zion National Park, I. 3, 21, 102, 108
Zinc, Idaho. 71
Zumwalt, Wash. 88
Zurich, Kans. 51

# Union Pacific *STREAMLINER* Schedules

## THE STREAMLINER, CITY OF PORTLAND BETWEEN CHICAGO—PORTLAND

Westbound, Read Down (See NOTE A) Eastbound, Read Up

Same Sailing Dates Each Mo.	The Stream- liner No. 1 ⊙	Table A (Central Time)		The Stream- liner No. 2 ⊙	Same Sailing Dates Each Mo.
28 23 18 13 8 3	6.15 Lv	Chicago	Ill. Ar	9.30 3	8 13 18 23 28
28 23 18 13 8 3	8.27 Lv	Clinton	Iowa Ar	7.15 3	8 13 18 23 28
28 23 18 13 8 3	9.45 Lv	Cedar Rapids	Iowa Ar	5 58 3	8 13 18 23 28
29 24 19 14 9 4	2.15 Ar	Omaha	Neb. Lv	1.30 3	8 13 18 23 28
29 24 19 14 9 4	2.25 Lv	Omaha	Neb. Ar	1.20 3	8 13 18 23 28
29 24 19 14 9 4	9.10 Ar	Cheyenne (M.T.)	Wyo. Lv	4.50 2	7 12 17 22 27
29 24 19 14 9 4	9.15 Lv	Cheyenne	Wyo. Ar	4.45 2	7 12 17 22 27
29 24 19 14 9 4	6.54 Ar	Pocatello	Ida. Lv	6.45 2	7 12 17 22 27
29 24 19 14 9 4	6.53 Lv	Pocatello	Ida. Ar	6.40 2	7 12 17 22 27
29 24 19 14 9 4	⊙ 11.02 Lv	Boise	Ida. Ar	Eastbound operates via Kuna.	6.40 2
30 25 20 15 10 5	8.00 Ar	Portland (P.T.)	Ore. Lv	3.45 1	6 11 16 21 26

⊙ Stops only to let off passengers from Pocatello or beyond, and to take for Portland or beyond.

⊙ Reservations for space, Pullman or coach, should be applied for as much in advance as possible. Tickets for or between intermediate stations will not be sold until day of departure from terminal, if and when space is available. This applies to both coach and Pullmans. Reduced fare tickets for clergy, charity, etc., are not honored on Streamliner trains.

**NOTE A:** See page 10 for equipment carried on this train. Pullman rates, except for Bedroom, are shown on page 44. Bedroom has lower and upper berth. When occupied by two persons, cost is twice the lower berth rate; when by one person, cost is 180% of lower berth rate, and only one rail ticket required.

## THE KANSAS STREAMLINER BETWEEN KANSAS CITY—TOPEKA—SALINA

Westward, Read Down Eastward, Read Up

Stream- liner 99 Daily ⊙	Stream- liner 105 Daily ⊙	Table B (Central Time)		Stream- liner 100 Daily ⊙	Stream- liner 106 Daily ⊙
4.00	11.00 Lv	Kansas City	Mo. Ar	10.30	1.38
f 4.05	Lv	Kansas City	Kan. Lv	f 10.23	
4.42	11.42 Lv	Lawrence	" Lv	9.46	12.56
5.12	12.08 Ar	Topeka	" Lv	9.18	12.30
5.12	Lv	Topeka	" Ar	9.18	
⊙	Lv	St. Mary	" Lv	⊙	
f 5.47	Lv	Wamego	" Lv	f 8.38	
6.02	Lv	Manhattan	" Lv	8.22	
6.30	Lv	Junction City	" Lv	7.55	
6.58	Lv	Abilene	" Lv	7.27	
7.30	Ar	Salina	" Lv	7.00	

⊙ Stops to take or let off passengers to or from regular or flag stops.

⊙ Reduced fare tickets for clergy, charity, etc., are not honored on Streamliner trains.

Time from 12:01 midnight to 12:00 noon shown in light face type; time from 12:01 noon to 12:00 midnight shown in heavy face type.

## Union Pacific Trains Use These Stations

Boise, Idaho: Union Pacific Station.  
Butte, Montana: Union Station, 820 East Front Street.

Cheyenne, Wyoming: Union Pacific Station, 15th Street at Capitol Avenue.  
Chicago, Illinois: C. & N. W. Terminal, Canal and Madison Streets.

Denver, Colorado: Union Station, Foot of Seventeenth Street.

Kansas City, Mo.: Union Station, Main Street and Union Station Plaza.

Los Angeles, Calif.: Central Station, Fifth Street and Central Avenue.

Oakland, Calif.: Southern Pacific 16th Street Station, Foot of 16th Street.

Oakland Pier, Calif.: Southern Pacific Terminal.

Ogden, Utah: Union Station, 25th and Wall Streets.

Olympia, Wash.: Union Pacific Station, Corner 4th Avenue and Adams Street.

Omaha, Nebraska: Union Station, 10th and Marcy Streets.

Pendleton, Oregon: Union Pacific Station, Corner Main and Railroad Sts.

Pocatello, Idaho: Union Pacific Station, Foot of West Bonneville Street.

Portland, Oregon: Union Station, Sixth and Johnson Streets.

Riverside, Calif.: Union Pacific Station, 7th and Vine Streets.

San Bernardino, Calif.: Union Station, West Third Street.

San Francisco, Calif.: Ferry Depot, Foot of Market Street.

Salina, Kansas: Union Station, 400 North 13th Street.

Salt Lake City, Utah: Union Pacific Station, South Temple and Third West Streets.

Seattle, Wash.: Union Station, 4th Avenue, South, and Jackson Street.

Spokane, Wash.: Union Station, Corner Trent Avenue and Washington Street.

St. Louis, Mo.: Union Station, 18th and Market Streets.

Tacoma, Wash.: Union Station, 1713 Pacific Avenue.

Topeka, Kansas: Union Pacific Station, Railroad and North Jackson Streets.

Yakima, Wash.: Union Pacific Station, West Yakima and South Second Ave.

1935 OCTOBER 1935						
SUN	MON	TUE	WED	THU	FRI	SAT
		1	2	3	4	5
6	7	8	9	10	11	12
13	14	15	16	17	18	19
20	21	22	23	24	25	26
27	28	29	30	31		

1935 NOVEMBER 1935						
SUN	MON	TUE	WED	THU	FRI	SAT
					1	2
3	4	5	6	7	8	9
10	11	12	13	14	15	16
17	18	19	20	21	22	23
24	25	26	27	28	29	30

1935 DECEMBER 1935						
SUN	MON	TUE	WED	THU	FRI	SAT
1	2	3	4	5	6	7
8	9	10	11	12	13	14
15	16	17	18	19	20	21
22	23	24	25	26	27	28
29	30	31				

1936 JANUARY 1936						
SUN	MON	TUE	WED	THU	FRI	SAT
			1	2	3	4
5	6	7	8	9	10	11
12	13	14	15	16	17	18
19	20	21	22	23	24	25
26	27	28	29	30	31	

Union Pacific trains operate every day of the year. They will get you there quickly, safely, in carefree comfort--and at unbelievably low cost. Many of them are fully air-conditioned. Never mind the weather.





# CONDENSED TIME TABLES

CHICAGO—PORTLAND—SEATTLE										KANSAS CITY—PORTLAND—SEATTLE																			
WESTBOUND, Read Down					via OMAHA					EASTBOUND, Read Up					WESTBOUND, Read Down via DENVER					EASTBOUND, Read Up									
Pacific Limited No. 21 Example		Portland Rose No. 17 Example		Steamliner, City of Portland No. 1 Example		All trains daily Table No. 5 For complete schedules, see tables 19, 20 and 23 (Central Time)					Steamliner, City of Portland No. 2 Example		Portland Rose No. 18 Example		Pacific Limited No. 14 Example		Pacific Limited No. 21 Example		Denver Ltd. Portland 101-127-17 Example		All trains daily Table No. 8 For complete schedules, see tables 23 and 29 (Central Time)					Denver Ltd. Portland No. 18-119-22 Example		Pacific Limited No. 14-114 Example	
Sun. 10.30	Sun. 11.00	Sun. 11.15	Sun. 10.15	6.15	Ar	Chicago & North Western	Ar	6.15	Lv	Chicago	Ar	9.30	8.50	9.25	9.25	Sun. 9.10	Sun. 4.15	Sun. 2.00	2.00	Lv	Wabash	Ar	4.05	Wed	7.30	Wed	11.55	Tue.	
Sun. 11.40	Mon. 12.28	Mon. 12.28	Mon. 12.28	1.30	Ar	Union Pacific System	Ar	1.30	Lv	Omaha	Ar	1.20	8.15	9.00	9.00	Sun. 10.00	Sun. 6.21	Sun. 10.00	10.00	Lv	St. Louis	Ar	8.00	Wed	4.30	Tue.	3.25	Tue.	
Mon. 3.40	Mon. 4.05	Mon. 4.05	Mon. 4.05	2.25	Lv	Omaha	Lv	2.25	Ar	St. Louis	Lv	2.25	8.30	8.30	8.30	Mon. 12.05	Mon. 8.58	Mon. 12.50	12.50	Lv	Kansas City	Lv	6.25	Wed	2.45	Wed	1.30	Wed	
Mon. 5.15	Mon. 5.50	Mon. 5.50	Mon. 5.50	3.15	Lv	Omaha	Lv	3.15	Ar	Lawrence	Lv	3.15	8.30	8.30	8.30	Mon. 12.05	Mon. 8.58	Mon. 12.50	12.50	Lv	Topeka	Lv	6.25	Wed	2.45	Wed	1.30	Wed	
Mon. 8.40	Mon. 8.40	Mon. 8.40	Mon. 8.40	5.15	Lv	Omaha	Lv	5.15	Ar	Manhattan	Lv	5.15	8.30	8.30	8.30	Mon. 12.05	Mon. 8.58	Mon. 12.50	12.50	Lv	Junction City	Lv	6.25	Wed	2.45	Wed	1.30	Wed	
Mon. 11.50	Mon. 11.50	Mon. 11.50	Mon. 11.50	8.20	Lv	Omaha	Lv	8.20	Ar	Salina	Lv	8.20	8.30	8.30	8.30	Mon. 12.05	Mon. 8.58	Mon. 12.50	12.50	Lv	Ellis (M.T.)	Lv	6.25	Wed	2.45	Wed	1.30	Wed	
Mon. 1.32	Mon. 4.22	Mon. 4.22	Mon. 4.22	10.05	Lv	Omaha	Lv	10.05	Ar	Oakley	Lv	10.05	8.35	8.35	8.35	Mon. 12.05	Mon. 8.58	Mon. 12.50	12.50	Lv	Denver	Lv	6.25	Wed	2.45	Wed	1.30	Wed	
Mon. 6.53	Mon. 8.00	Mon. 8.00	Mon. 8.00	3.00	Lv	Omaha	Lv	3.00	Ar	Denver	Lv	3.00	8.35	8.35	8.35	Mon. 12.05	Mon. 8.58	Mon. 12.50	12.50	Lv	Denver	Lv	6.25	Wed	2.45	Wed	1.30	Wed	
Mon. 8.00	Mon. 9.44	Mon. 9.44	Mon. 9.44	4.00	Lv	Omaha	Lv	4.00	Ar	Denver	Lv	4.00	8.35	8.35	8.35	Mon. 12.05	Mon. 8.58	Mon. 12.50	12.50	Lv	Denver	Lv	6.25	Wed	2.45	Wed	1.30	Wed	
Mon. 9.44	Mon. 2.00	Mon. 2.00	Mon. 2.00	6.00	Lv	Omaha	Lv	6.00	Ar	Denver	Lv	6.00	8.35	8.35	8.35	Mon. 12.05	Mon. 8.58	Mon. 12.50	12.50	Lv	Denver	Lv	6.25	Wed	2.45	Wed	1.30	Wed	
Mon. 7.30	Mon. 7.00	Mon. 7.00	Mon. 7.00	2.45	Lv	Omaha	Lv	2.45	Ar	Denver	Lv	2.45	8.35	8.35	8.35	Mon. 12.05	Mon. 8.58	Mon. 12.50	12.50	Lv	Denver	Lv	6.25	Wed	2.45	Wed	1.30	Wed	
Mon. 2.25	Mon. 3.44	Mon. 3.44	Mon. 3.44	10.20	Lv	Omaha	Lv	10.20	Ar	Denver	Lv	10.20	8.35	8.35	8.35	Mon. 12.05	Mon. 8.58	Mon. 12.50	12.50	Lv	Denver	Lv	6.25	Wed	2.45	Wed	1.30	Wed	
Mon. 4.50	Mon. 8.20	Mon. 8.20	Mon. 8.20	12.45	Lv	Omaha	Lv	12.45	Ar	Denver	Lv	12.45	8.35	8.35	8.35	Mon. 12.05	Mon. 8.58	Mon. 12.50	12.50	Lv	Denver	Lv	6.25	Wed	2.45	Wed	1.30	Wed	
Mon. 10.05	Mon. 11.05	Mon. 11.05	Mon. 11.05	5.58	Lv	Omaha	Lv	5.58	Ar	Denver	Lv	5.58	8.35	8.35	8.35	Mon. 12.05	Mon. 8.58	Mon. 12.50	12.50	Lv	Denver	Lv	6.25	Wed	2.45	Wed	1.30	Wed	
Mon. 11.05	Mon. 11.41	Mon. 11.41	Mon. 11.41	7.00	Lv	Omaha	Lv	7.00	Ar	Denver	Lv	7.00	8.35	8.35	8.35	Mon. 12.05	Mon. 8.58	Mon. 12.50	12.50	Lv	Denver	Lv	6.25	Wed	2.45	Wed	1.30	Wed	
Mon. 11.41	Mon. 1.10	Mon. 1.10	Mon. 1.10	6.10	Lv	Omaha	Lv	6.10	Ar	Denver	Lv	6.10	8.35	8.35	8.35	Mon. 12.05	Mon. 8.58	Mon. 12.50	12.50	Lv	Denver	Lv	6.25	Wed	2.45	Wed	1.30	Wed	
Mon. 1.10	Mon. 3.35	Mon. 3.35	Mon. 3.35	9.20	Lv	Omaha	Lv	9.20	Ar	Denver	Lv	9.20	8.35	8.35	8.35	Mon. 12.05	Mon. 8.58	Mon. 12.50	12.50	Lv	Denver	Lv	6.25	Wed	2.45	Wed	1.30	Wed	
Mon. 3.35	Mon. 6.40	Mon. 6.40	Mon. 6.40	11.56	Lv	Omaha	Lv	11.56	Ar	Denver	Lv	11.56	8.35	8.35	8.35	Mon. 12.05	Mon. 8.58	Mon. 12.50	12.50	Lv	Denver	Lv	6.25	Wed	2.45	Wed	1.30	Wed	
Mon. 6.40	Mon. 7.12	Mon. 7.12	Mon. 7.12	5.05	Lv	Omaha	Lv	5.05	Ar	Denver	Lv	5.05	8.35	8.35	8.35	Mon. 12.05	Mon. 8.58	Mon. 12.50	12.50	Lv	Denver	Lv	6.25	Wed	2.45	Wed	1.30	Wed	
Mon. 7.12	Mon. 9.00	Mon. 9.00	Mon. 9.00	5.40	Lv	Omaha	Lv	5.40	Ar	Denver	Lv	5.40	8.35	8.35	8.35	Mon. 12.05	Mon. 8.58	Mon. 12.50	12.50	Lv	Denver	Lv	6.25	Wed	2.45	Wed	1.30	Wed	
Tue. 11.30	Tue. 5.05	Tue. 5.05	Tue. 5.05	8.35	Lv	Omaha	Lv	8.35	Ar	Denver	Lv	8.35	8.35	8.35	8.35	Tue. 11.30	Tue. 5.05	Tue. 5.05	5.05	Lv	Portland	Lv	9.20	Wed	6.30	Wed	1.00	Sun.	
Wed 6.45	Wed 2.20	Wed 2.20	Wed 2.20	1.04	Lv	Omaha	Lv	1.04	Ar	Tacoma	Lv	1.04	8.35	8.35	8.35	Wed 6.45	Wed 2.20	Wed 2.20	2.20	Lv	Tacoma	Lv	5.30	Wed	1.00	Sun.	4.20	Sun.	
				2.20	Lv	Omaha	Lv	2.20	Ar	Seattle (P.T.)	Lv	2.20	8.35	8.35	8.35					Lv	Seattle (P.T.)	Lv	4.20	Sun.	11.30	Sat.	7.00	Sat.	

## CHICAGO—OMAHA—SPOKANE

WESTBOUND, Read Down				EASTBOUND, Read Up							
No. 21-Bus 68 Example		No. 17-112 Example		All trains daily Table No. 6 For complete schedules, see tables 19, 23 and 25 (Central Time)				No. 11-111 Example		No. 77-14 Example	
Sun. 10.30	Sun. 11.00	Sun. 11.15	Sun. 10.15	6.15	Ar	Chicago & North Western	Ar	6.15	Lv	Chicago	Ar
Sun. 11.40	Mon. 12.28	Mon. 12.28	Mon. 12.28	1.30	Lv	Union Pacific System	Ar	1.30	Lv	Omaha	Ar
Mon. 3.40	Mon. 4.05	Mon. 4.05	Mon. 4.05	2.25	Lv	Omaha	Lv	2.25	Ar	St. Louis	Lv
Mon. 5.15	Mon. 5.50	Mon. 5.50	Mon. 5.50	3.15	Lv	Omaha	Lv	3.15	Ar	Lawrence	Lv
Mon. 8.40	Mon. 8.40	Mon. 8.40	Mon. 8.40	5.15	Lv	Omaha	Lv	5.15	Ar	Manhattan	Lv
Mon. 11.50	Mon. 11.50	Mon. 11.50	Mon. 11.50	8.20	Lv	Omaha	Lv	8.20	Ar	Salina	Lv
Mon. 1.32	Mon. 4.22	Mon. 4.22	Mon. 4.22	10.05	Lv	Omaha	Lv	10.05	Ar	Oakley	Lv
Mon. 6.53	Mon. 8.00	Mon. 8.00	Mon. 8.00	3.00	Lv	Omaha	Lv	3.00	Ar	Denver	Lv
Mon. 8.00	Mon. 9.44	Mon. 9.44	Mon. 9.44	4.00	Lv	Omaha	Lv	4.00	Ar	Denver	Lv
Mon. 9.44	Mon. 2.00	Mon. 2.00	Mon. 2.00	6.00	Lv	Omaha	Lv	6.00	Ar	Denver	Lv
Mon. 7.30	Mon. 7.00	Mon. 7.00	Mon. 7.00	2.45	Lv	Omaha	Lv	2.45	Ar	Denver	Lv
Mon. 2.25	Mon. 3.44	Mon. 3.44	Mon. 3.44	10.20	Lv	Omaha	Lv	10.20	Ar	Denver	Lv
Mon. 4.50	Mon. 8.20	Mon. 8.20	Mon. 8.20	12.45	Lv	Omaha	Lv	12.45	Ar	Denver	Lv
Mon. 10.05	Mon. 11.05	Mon. 11.05	Mon. 11.05	5.58	Lv	Omaha	Lv	5.58	Ar	Denver	Lv
Mon. 11.05	Mon. 11.41	Mon. 11.41	Mon. 11.41	7.00	Lv	Omaha	Lv	7.00	Ar	Denver	Lv
Mon. 11.41	Mon. 1.10	Mon. 1.10	Mon. 1.10	6.10	Lv	Omaha	Lv	6.10	Ar	Denver	Lv
Mon. 1.10	Mon. 3.35	Mon. 3.35	Mon. 3.35	9.20	Lv	Omaha	Lv	9.20	Ar	Denver	Lv
Mon. 3.35	Mon. 6.40	Mon. 6.40	Mon. 6.40	11.56	Lv	Omaha	Lv	11.56	Ar	Denver	Lv
Mon. 6.40	Mon. 7.12	Mon. 7.12	Mon. 7.12	5.05	Lv	Omaha	Lv	5.05	Ar	Denver	Lv
Mon. 7.12	Mon. 9.00	Mon. 9.00	Mon. 9.00	5.40	Lv	Omaha	Lv	5.40	Ar	Denver	Lv
Tue. 11.30	Tue. 5.05	Tue. 5.05	Tue. 5.05	8.35	Lv	Omaha	Lv	8.35	Ar	Denver	Lv
Wed 6.45	Wed 2.20	Wed 2.20	Wed 2.20	1.04	Lv	Omaha	Lv	1.04	Ar	Tacoma	Lv
				2.20	Lv	Omaha	Lv	2.20	Ar	Seattle (P.T.)	Lv

## ST. LOUIS—KANSAS CITY—SPOKANE

WESTBOUND, Read Down				EASTBOUND, Read Up							
No. 21-Bus 68 Example		No. 101-127-17-12 Example		All trains daily Table No. 9 For complete schedules, see tables 23, 25 and 29 (Central Time)				No. 11-18-118-22 Example		No. 77-114 Example	
Sun. 9.10	Sun. 4.15	Sun. 2.00	Sun. 9.20	4.05	Wed	7.30	Wed	11.55	Tue.	4.30	Tue.
Sun. 5.30	Mon. 8.00	Mon. 10.00	Mon. 5.45	8.00	Wed	4.30	Mon.	11.59	Mon.	4.30	Mon.
Mon. 2.25	Tue. 5.00	Tue. 10.20	Tue. 12.13	6.45	Mon.	6.30	Mon.	6.30	Mon.	6.30	Mon.
Mon. 5.00	Mon. 5.00	Mon. 10.20	Mon. 12.13	3.30	Mon.	3.30	Mon.	3.30	Mon.	3.30	Mon.
Mon. 1.30	Mon. 2.50	Mon. 1.30	Mon. 2.50	2.15	Mon.	2.15	Mon.	2.15	Mon.	2.15	Mon.
Wed 12.50	Tue. 6.45	Tue. 7.30	Tue. 5.00	8.10	Sun.	8.40	Sun.	10.30	Sun.	1.50	Sun.
Tue. 6.45	Tue. 6.45	Tue. 6.45	Tue. 6.45	10.30	Sun.	1.50	Sun.	1.50	Sun.	1.50	Sun.
Tue. 10.00	Tue. 10.00	Tue. 10.00	Tue. 10.00	7.40	Sun.	10.30	Sun.	10.30	Sun.	10.30	Sun.
Tue. 11.59	Tue. 11.59	Tue. 11.59	Tue. 11.59	9.45	Sun.	7.25	Sun.	7.25	Sun.	7.25	Sun.

## CHICAGO—WEST YELLOWSTONE

WESTBOUND, Read Down				EASTBOUND, Read Up							
No. 21-29-45 Example		No. 17-35 Example		All trains daily Table No. 7 Summer Season Schedules For complete schedules, see tables 23, 32 and 65				No. 36-30-18-118-22 Example		No. 46-32-14-114 Example	
Sun. 10.30	Sun. 11.15	Sun. 11.15	Sun. 10.15	6.15	Ar	Chicago & North Western	Ar	6.15	Lv	Chicago	Ar
Sun. 11.40	Mon. 12.28	Mon. 12.28	Mon. 12.28	1.30	Lv	Union Pacific System	Ar	1.30	Lv	Omaha	Ar
Mon. 11.50	Mon. 8.20	Mon. 8.20	Mon. 8.20	2.25	Lv	Omaha	Lv	2.25	Ar	St. Louis	Lv
Mon. 2.00	Mon. 9.25	Mon. 9.25	Mon. 9.25	3.15	Lv	Omaha	Lv	3.15	Ar	Lawrence	Lv
Mon. 2.15	Mon. 9.40	Mon. 9.40	Mon. 9.40	5.15	Lv	Omaha	Lv	5.15	Ar	Manhattan	Lv
Mon. 3.40	Mon. 10.55	Mon. 10.55	Mon. 10.55	8.20	Lv	Omaha	Lv	8.20	Ar	Salina	Lv
				10.05	Lv	Omaha	Lv	10.05	Ar	Oakley	Lv
				11.56	Lv	Omaha	Lv	11.56	Ar	Denver	Lv
				5.05	Lv	Omaha	Lv	5.05	Ar	Denver	Lv
				5.40	Lv	Omaha	Lv	5.40	Ar	Denver	Lv
				8.35	Lv	Omaha	Lv	8.35	Ar	Denver	Lv
				1.04	Lv	Omaha	Lv	1.04	Ar	Tacoma	Lv
				2.20	Lv	Omaha	Lv	2.20	Ar	Seattle (P.T.)	Lv



# EQUIPMENT

For condensed schedules see preceding tables indicated by number shown below.

Trains not shown carry no sleeping cars.

## WESTBOUND

## EASTBOUND

**No. 1 Streamliner, City of Portland Condensed Table A**  
Leave Chicago via C & N W Ry. 3rd, 8th, 13th, 18th, 23rd and 28th of each month.  
**(Completely Air-Conditioned)**  
Diner-Lounge.....Serving all meals; see page 45 for sample menus.  
Standard Sleeping Cars...Chicago to Portland—8 Sections, 1 Compartment,  
1 Bedroom (2 cars).  
Chicago to Portland—10 Sections, 1 Compartment,  
1 Bedroom.  
Chair Car-Bufferet.....Chicago to Portland (54 chair car seats). Buffet meal  
service to chair car passengers at reasonable prices.

**No. 2 Streamliner, City of Portland Condensed Table A**  
Leave Portland 1st, 6th, 11th, 16th, 21st and 26th of each month. Arrive Chicago via C & N W Ry.  
**(Completely Air-Conditioned)**  
Diner-Lounge.....Serving all meals; see page 45 for sample menus.  
Standard Sleeping Cars...Portland to Chicago—8 Sections, 1 Compartment,  
1 Bedroom (2 cars).  
Portland to Chicago—10 Sections, 1 Compartment,  
1 Bedroom.  
Chair Car-Bufferet.....Portland to Chicago (54 chair car seats). Buffet meal  
service to chair car passengers at reasonable prices.

**★ No. 7 Los Angeles Limited Daily Condensed Tables 1 & 3**

All Pullman, no extra fare, Omaha to Los Angeles. Tourist cars, coaches and chair cars are on 2nd No. 7, THE CHALLENGER, a new and unique train between Omaha and Los Angeles.  
Club Observation Car....Chicago (C. & N. W.) to Los Angeles. (Maid, hair-dresser, barber, valet, bath; buffet, soda-fountain).  
Standard Sleeping Cars...Chicago (C. & N. W.) to Los Angeles—6 Compartments, 3 Drawing-rooms.  
Chicago (C. & N. W.) to Los Angeles—12 Sections, D. R.  
Chicago (C. & N. W.) to Los Angeles—14 Sections.  
Minneapolis-St. Paul to Los Angeles—8 Sec., Compts., Drawing-room. (C. & N. W. 201-2-201 to Omaha.)  
Denver to Los Angeles—12 Sections, Drawing-room. (No. 127 to Salt Lake City).  
Dining Car.....Serving all meals; see page 45 for sample menus.

**★ No. 8 Los Angeles Limited Daily Condensed Tables 1 & 3**

All Pullman, no extra fare, Los Angeles to Omaha. Tourist cars, coaches and chair cars are on 2nd No. 8, THE CHALLENGER, a new and unique train between Los Angeles and Omaha.  
Club Observation Car....Los Angeles to Chicago (C. & N. W.) (Maid, hair-dresser, barber, valet, bath; buffet, soda-fountain).  
Standard Sleeping Cars...Los Angeles to Chicago (C. & N. W.)—6 Compartments, 3 Drawing-rooms.  
Los Angeles to Chicago (C. & N. W.)—12 Secs., D.R.  
Los Angeles to Chicago (C. & N. W.)—14 Sections.  
Los Angeles to St. Paul-Minneapolis—8 Sec., Compartments, Drawing-room (C. & N. W. 202-1-202 beyond Omaha).  
Los Angeles to Denver—12 Sections, Drawing-room (No. 118 beyond Salt Lake City).  
Dining Car.....Caliente to Salt Lake City—12 Sections, D. R.  
Serving all meals; see page 45 for sample menus.

**★ 2nd No. 7 The Challenger Daily Condensed Table 1**

Stewardess (registered trained nurse) and Porter Service without charge. Ladies Lounge. Free pillows day or night. Free drinking cups.  
Tourist Sleeping Cars....Chicago (C. & N. W.) to Los Angeles—16 Sections.  
Chicago (C. & N. W.) to Portland—16 Sections. (No. 17 to Omaha and west of Green River).  
Womens Deluxe Coaches..Chicago (C. & N. W.) to Los Angeles.  
Omaha to Los Angeles.  
Coaches or Chair Cars...Chicago (C. & N. W.) to Los Angeles.  
Chicago (C. & N. W.) to Portland. (No. 17 to Omaha and west of Green River).  
Omaha to Salt Lake City.  
Denver to Los Angeles. (No. 127 to Salt Lake City).  
Dining Car.....Serving all meals, except between Chicago and Omaha breakfast is served "off-the-tray" to passengers in their seats. See page 45 for sample menus of low cost meals; breakfast 25 cents; luncheon 30 cents; dinner 35 cents.

**★ 2nd No. 8 The Challenger Daily Condensed Table 1**

Stewardess (registered trained nurse) and Porter Service without charge. Ladies Lounge. Free pillows day or night. Free drinking cups.  
Tourist Sleeping Cars....Los Angeles to Chicago (C. & N. W.)—16 Sections.  
Portland to Chicago (C. & N. W.)—16 Sections. (No. 18 to Green River and east of Omaha).  
Womens Deluxe Coaches..Los Angeles to Chicago (C. & N. W.).  
Los Angeles to Omaha.  
Coaches or Chair Cars...Los Angeles to Chicago (C. & N. W.).  
Los Angeles to Omaha.  
Portland to Chicago (C. & N. W.). (No. 18 to Green River and east of Omaha).  
Los Angeles to Denver (No. 118 east of Salt Lake City).  
Dining Car.....Serving all meals, except between Omaha and Chicago breakfast is served "off-the-tray" to passengers in their seats. See page 45 for sample menus of low cost meals; breakfast 25 cents; luncheon 30 cents; dinner 35 cents.

**★ No. 11 The Columbine Daily Condensed Table 11**

Club Observation Car....Chicago (C. & N. W.) to Denver. (Valet, barber, bath, and soda fountain).  
Standard Sleeping Cars...Chicago (C. & N. W.) to Denver—8 Sections, Compartments, Drawing-room.  
Chicago (C. & N. W.) to Denver—14 Sections.  
Omaha to Denver—12 Sections, D.R. (Open 9:30 p.m.)  
Chair Car.....Chicago (C. & N. W.) to Denver.  
Dining Car.....Serving all meals; see page 45 for sample menus.

**★ No. 12 The Columbine Daily Condensed Table 11**

Club Observation Car....Denver to Chicago (C. & N. W.) (Valet, barber, bath, and soda fountain).  
Standard Sleeping Cars...Denver to Chicago (C. & N. W.)—8 Sections, Compartments, Drawing-room.  
Denver to Chicago (C. & N. W.)—14 Sections.  
Denver to Omaha—12 Sections, Drawing-room.  
Chair Car.....Denver to Chicago (C. & N. W.)  
Coach.....Denver to Omaha  
Dining Car.....Serving all meals; see page 45 for sample menus.

**No. 11 The Spokane Daily Condensed Tables 6, 9, 13 & 15**

Limousine Lounge Car..★Spokane to Portland—8 Sections (Buffet and soda fountain); (No. 17, The Dalles to Portland).  
Standard Sleeping Cars..★Spokane to Portland—10 Sections, Compartment, Drawing-room. (No. 17, The Dalles to Portland).  
★Spokane to Salt Lake City—14 Sections (Nos. 111-18-30, Umatilla to Salt Lake City).  
Tourist Sleeping Cars...★Spokane to Portland—12 Sections.  
Spokane to Walla Walla—Coach-Tourist Sleeper, 6 Sections. (Mondays, Thursdays and Saturdays only.) (No. 45 beyond Wallula. Occupancy till 8:00 a.m.)  
Walla Walla to Portland—Coach-Tourist Sleeper, 6 Sections. (No. 46, Walla Walla to Wallula; No. 17 beyond The Dalles.) (Open 9:30 p. m.)  
Lewiston to Portland—Coach-Tourist Sleeper, 6 Sections. (Mon., Wed. and Fri. only.) (Nos. 73-75, Lewiston to Ayer; No. 17 beyond The Dalles).  
Yakima to Portland—Coach-Tourist Sleeper, 6 Secs. (Tue., Thur., and Sat only.) (No. 591, Yakima to Wallula; No. 17 beyond The Dalles.)  
Chair Car.....★Spokane to Portland (No. 17 beyond The Dalles).  
Coach.....Moscow to Pendleton (No. 75-11-111).

**No. 12 The Spokane Daily Condensed Tables 6, 9, 13 & 15**

Limousine Lounge Car..★Portland to Spokane—8 Sections (Buffet and soda fountain).  
Standard Sleeping Cars..★Portland to Spokane—10 Sections, Compartment, D.R.  
★Salt Lake City to Spokane—14 Sections (Nos. 41-17-112 Salt Lake City to Umatilla; open 9:30 p.m.)  
Tourist Sleeping Cars...★Portland to Spokane—12 Sections.  
Portland to Walla Walla—Coach-Tourist Sleeper, 6 Sections. (No. 45, Wallula to Walla Walla).  
Portland to Lewiston—Coach-Tourist Sleeper, 6 Sections. (Sun., Tues., Thurs. only; No. 76-74, Ayer to Lewiston).  
Portland to Yakima—Coach-Tourist Sleeper, 6 Sections. (Mon., Wed., Fri. only; No. 592, Wallula to Yakima).  
Walla Walla to Spokane—Coach-Tourist Sleeper, 6 Sections. (Tuesdays, Fridays and Sundays only.) (No. 46, Walla Walla to Wallula; open 9:30 p.m.)  
Chair Car.....★Portland to Spokane.  
Coach.....Pendleton to Moscow (No. 112-12-76).

**★ No. 15 Mountain Bluebird Daily Condensed Table 11**

Club Observation Car....Chicago (C. & N. W.) to Denver.  
Standard Sleeping Car....Chicago (C. & N. W.) to Denver—10 Sections, Compartment, Drawing-room. (Open 9:30 p.m.)  
Chicago (C. & N. W.) to Denver—12 Sections, D.R.  
Coaches.....Chicago (C. & N. W.) and Omaha to Denver.  
Dining Car.....Serving all meals.

★ Regularly Assigned Through Cars Air-Conditioned.

**EQUIPMENT—Continued**

For condensed schedules see preceding tables by numbers shown below.

Trains not shown carry no sleeping cars.

**WESTBOUND****\* No. 17 Portland Rose Daily Condensed Tables 5, 6, 8, 9 & 12**

Club Observation Car....Chicago (C. & N. W.) to Portland (barber, valet, bath; buffet, soda-fountain).  
 Standard Sleeping Cars...Chicago (C. & N. W.) to Portland—8 Sections, Compartments, Drawing-room.  
 Chicago (C. & N. W.) to Portland—12 Sections, D. R.  
 Chicago (C. & N. W.) to West Yellowstone—10 Sections, Compartments, Drawing room (No. 35, Pocatello to West Yellowstone). (Only during Yellowstone season, June 17 to Sept. 13.)  
 Denver to Portland—12 Sections, Drawing-room, (No. 127 to Green River).  
 Salt Lake City to Spokane—14 Sections (No. 41 to Pocatello; Nos. 17-112-12 beyond).  
 Tourist Sleeping Car.....Chicago (C. & N. W.) to Portland—16 Sections. (2nd No. 7 Omaha to Green River).  
 Chair Car.....Chicago (C. & N. W.) to Portland. (2nd No. 7 Omaha to Green River).  
 Coaches.....Kansas City to Portland (No. 101-127 to Green River). Portland to Seattle (No. 561).  
 Dining Car.....Serving all meals; see page 45 for sample menus.

**No. 21 Pacific Limited Daily Condensed Tables 1, 2, 3, 4, 5, 8 & 14**

Club Observation Cars. \*Chicago (C. & N. W.) to Omaha; Omaha to Cheyenne; Kansas City to Los Angeles.  
 Observation Sleeping Car \*Salt Lake City to San Francisco—10 Sections, (No. 41 to Ogden; S. P. 21 beyond).  
 Cafe Observation Car....Green River to Portland; see page 45 for sample menus.  
 Standard Sleeping Cars.. \*Chicago (C. & N. W.) to Los Angeles—12 Sec., D. R.  
 \*Chicago (C. & N. W.) to San Francisco—12 Sections, Drawing-room (S. P. 21 beyond Ogden).  
 \*St. Louis to San Francisco—10 Sections, Compartments, Drawing-room (Wabash No. 3 to Kansas City; S. P. 21 beyond Ogden).  
 \*Kansas City to Los Angeles—12 Sections, Compartment, Drawing-room.  
 \*Kansas City to Portland—12 Sections, Drawing-room.  
 \*Salt Lake City to Caliente—12 Sections, Drawing-room. (Open 9:30 p. m.).  
 Salt Lake City to Boise—12 Sections, Drawing-room (No. 29 to Pocatello).  
 West Yellowstone to Portland—10 Sections, Compartments, Drawing room (No. 46-32 to Pocatello). (Only during Yellowstone season, June 17 to September 13).  
 Tourist Sleeping Cars... \*Chicago (C. & N. W.) to Los Angeles—16 Sections.  
 \*Chicago (C. & N. W.) to San Francisco—16 Sections (S. P. 21 beyond Ogden).  
 Coaches..... \*Chicago (C. & N. W.) to San Francisco (S. P. 21 beyond Ogden); Omaha to Los Angeles.  
 \*Kansas City to Los Angeles; Denver to Cheyenne.  
 Chair Cars..... \*Green River to Portland. Salt Lake City to Los Angeles.  
 \*Salt Lake City to Portland (No. 29 to Pocatello).  
 \*Kansas City to San Francisco.  
 Dining Car..... \*Serving all meals, except between Green River and Portland where cafe observation car service is available; see page 45 for sample menu.

**\* No. 27 San Francisco Overland Limited Daily Condensed Tables 2 & 4**

Club Car.....Chicago (C. & N. W.) to San Francisco (Barber, valet and bath).  
 Observation Sleeping Car.. Chicago (C. & N. W.) to San Francisco—3 Compartments, 2 Drawing-rooms (S. P. 27 beyond Ogden). (Maid service and hair-dresser).  
 Standard Sleeping Cars... Chicago (C. & N. W.) to San Francisco—6 Compartments, 3 Drawing-rooms (S. P. 27 beyond Ogden).  
 Chicago (C. & N. W.) to San Francisco—8 Sections, Drawing-room, Compts. (S. P. 27 beyond Ogden).  
 Chicago (C. & N. W.) to San Francisco—12 Sections, Drawing-room. (S. P. 27 Beyond Ogden).  
 Chicago (C. & N. W.) to San Francisco—14 Sections (S. P. 27 beyond Ogden).  
 St. Louis to San Francisco—12 Sections, Drawing-room (Wabash No. 9 to Kansas City; No. 101-127 to Ogden; S. P. 27 beyond).  
 Tourist Sleeping Car..... Chicago (C. & N. W.) to San Francisco—16 Sections. (S. P. 27 beyond Ogden).  
 Kansas City to San Francisco—16 Sections. (No. 101-127 to Ogden; S. P. 27 beyond).  
 Coach..... Chicago (C. & N. W.) to San Francisco (S. P. 27).  
 Dining Car.....Serving all meals; see page 45 for sample menus.

**EASTBOUND****No. 14 Pacific Limited Daily Condensed Tables 1, 2, 3, 4, 5, 8 & 14**

Club Observation Cars... \*Los Angeles to Kansas City (No. 114 beyond Cheyenne). Cheyenne to Chicago.  
 Observation Sleeping Car \*San Francisco to Salt Lake City (S. P. 14 to Ogden, No. 7 beyond)—10 Sections.  
 Cafe Observation Car....Portland to Green River; see page 45 for sample menus.  
 Standard Sleeping Cars.. \*Los Angeles to Chicago (C. & N. W.)—12 Secs., D.R.  
 \*San Francisco to Chicago (C. & N. W.)—12 Sections, Drawing-room (S. P. 14 to Ogden).  
 \*Los Angeles to Kansas City—12 Sections, Compartment, Drawing-room (No. 114 beyond Cheyenne).  
 \*Portland to Kansas City—12 Sections, Drawing-room (No. 114 beyond Cheyenne).  
 Boise to Salt Lake City—12 Sections, Drawing-room (No. 42 beyond Pocatello).  
 Portland to West Yellowstone—10 Sections, Compartments, Drawing room (No. 35 beyond Pocatello). (Only during Yellowstone season, June 17 to Sept. 13).  
 Tourist Sleeping Cars... \*San Francisco to Chicago (C. & N. W.)—16 Sections (S. P. 14 to Ogden).  
 \*San Francisco to Kansas City—16 Sections. (S.P. 14 to Ogden). (No. 114 beyond Cheyenne).  
 \*Los Angeles to Chicago (C. & N. W.)—16 Sections.  
 Coaches..... \*Los Angeles and San Francisco (S. P. 14) to Chicago (C. & N. W.) and to Kansas City.  
 \*Los Angeles to Omaha.  
 Chair Cars..... \*Portland to Green River.  
 \*Portland to Salt Lake City (No. 42 beyond Pocatello).  
 Dining Car..... \*Serving all meals, except between Portland and Green River where cafe observation car service is available; see page 45 for sample menus.

**\* No. 16 Mountain Bluebird Daily Condensed Table 11**

Club Observation Car....Denver to Chicago (C. & N. W.).  
 Standard Sleeping Cars... Denver to Chicago (C. & N. W.)—10 Sections, Compartment, Drawing-room. (Open 9:30 p.m.)  
 Denver to Chicago (C. & N. W.)—12 Sections, D.R.  
 Coach..... Denver to Chicago (C. & N. W.).  
 Dining Car.....Serving all meals; see page 45 for sample menus.

**\* No. 18 Portland Rose Daily Condensed Tables 5, 6, 8, 9 & 12**

Club Observation Car....Portland to Chicago (C. & N. W.); (Barber, valet, bath; buffet, soda-fountain).  
 Standard Sleeping Cars...Portland to Chicago (C. & N. W.)—8 Sections, Compartments, Drawing-room.  
 Portland to Chicago (C. & N. W.)—12 Sections, D. R.  
 Portland to Denver—12 Sections, Drawing-room, (No. 118 beyond Green River).  
 Spokane to Salt Lake City—14 Sections (No. 11-111 to Pendleton; No. 30 beyond Pocatello).  
 West Yellowstone to Chicago (C. & N. W.)—10 Sections, Compartments, Drawing room (No. 36-30 to Pocatello). (Only during Yellowstone season, June 17 to Sept. 13).  
 Tourist Sleeping Car..... Portland to Chicago (C. & N. W.)—16 Sections. (2nd No. 8 Green River to Omaha).  
 Coaches..... Seattle to Portland (No. 458).  
 Portland to Kansas City (No. 118-22 east of Green River).  
 Chair Car..... Portland to Chicago (C. & N. W.). (2nd No. 8 Green River to Omaha).  
 Dining Car.....Serving all meals; see page 45 for sample menus.

**\* No. 22 Denver Limited Daily Condensed Tables 4 & 14**

Club Observation Car....Denver to Kansas City.  
 Standard Sleeping Cars... Denver to Kansas City—12 Sections, Drawing-room.  
 San Francisco to St. Louis—10 Sections, Compartments, Drawing-room (S. P. 28 to Ogden; Nos. 28-118-22 to Kansas City; Wab. 2 to St. Louis).  
 Coach..... Portland to Kansas City. (No. 18-118 to Denver).  
 Denver to Kansas City.  
 Chair Car..... Kansas City to St. Louis (Wab. 2).  
 Dining Car.....Serving all meals; see page 45 for sample menus.

**\* No. 28 San Francisco Overland Limited Daily Condensed Table 2 & 4**

Club Car.....San Francisco to Chicago (C. & N. W.); (Barber, valet and bath); (S. P. 28 to Ogden).  
 Observation Sleeping Car.. San Francisco to Chicago (C. & N. W.)—3 Compartments, 2 Drawing-rooms (S. P. 28 to Ogden); (Maid service and hair-dresser).  
 Standard Sleeping Cars... San Francisco to Chicago (C. & N. W.)—6 Compts., 3 Drawing-rooms (S. P. 28 to Ogden).  
 San Francisco to Chicago (C. & N. W.)—8 Sections, Drawing-room, Compartments (S. P. 28 to Ogden).  
 (Continued on next page.)

**EQUIPMENT—Continued**

For condensed schedules see preceding tables indicated by numbers shown below

Trains not shown carry no sleeping cars.

**WESTBOUND****No. 29 Butte Special Daily Condensed Tables 12, 13 & 17**

Cafe Observation Car... Salt Lake City to Butte; see page 45 for sample menus.  
 Standard Sleeping Cars... Salt Lake City to Butte—12 Sections, D. R.  
 Salt Lake City to Boise—12 Sections, Drawing-room (No. 21 beyond Pocatello; passengers for Portland and other Pacific Northwest points can make car-to-car change after leaving Pocatello).  
 Coach.....★Salt Lake City to Butte.  
 Chair Car.....★Salt Lake City to Portland (No. 21 beyond Pocatello).

**No. 31 Butte Express Daily Condensed Table 17**

Cafe Observation Car... Pocatello to Butte; see page 45 for sample menus.  
 Observation Sleeping Car★Salt Lake City to San Francisco—10 Sections (S. P. 9 beyond Ogden).  
 Chair Car or Coach.....★Salt Lake City to Butte.  
 Salt Lake City to Pocatello.

**No. 29-45 Yellowstone Special Daily Condensed Table 17**

**Operated Only During Yellowstone Travel Season, June 17 to Sept. 13.**  
 Observation Car Service... Salt Lake City to West Yellowstone.  
 Standard Sleeping Car... Salt Lake City to West Yellowstone—10 Sections, Compartments, Drawing room.  
 Coach Service..... Salt Lake City to West Yellowstone.

**No. 35 Yellowstone Express Daily Condensed Tables 7 & 17**

**Operated Only During Yellowstone Travel Season, June 19 to Sept. 13.**  
 Cafe Observation Car... Pocatello to West Yellowstone. Table d'hote luncheons 1.00; also a la carte service.  
 Parlor Car... Ashton to Victor (No. 135).  
 Standard Sleeping Car...★Chicago (C. & N. W.) to West Yellowstone—10 Sections, Compartments, Drawing room (No. 17 to Pocatello), Portland to West Yellowstone, 10 Sections, Compartments, Drawing room (No. 14 to Pocatello).  
 Coach or Chair Car... Pocatello to West Yellowstone; Ashton to Victor (No. 135).

**No. 41 Northwest Express Daily Condensed Tables 12, 13 & 17**

Observation Sleeping Car★Salt Lake City to San Francisco—10 Sections (S. P. 21 beyond Ogden).  
 Standard Sleeping Car...★Salt Lake City to Spokane—14 Sections (Nos. 17-112 beyond Pocatello; passengers for Portland and other Pacific Northwest points can make car-to-car change after leaving Pocatello); (Open 9:30 p.m.)  
 Coach or Chair Car... Salt Lake City to Pocatello.

**No. 73-75 Daily See No. 11 (The Spokane).****★ No. 101 Denver Limited Daily Condensed Tables 4 & 14**

Club Observation Car... Kansas City to Denver.  
 Standard Sleeping Car... St. Louis to San Francisco—12 Sections, Drawing-room (Wabash No. 9 to Kansas City; No. 101-127 to Ogden; S. P. 27 beyond).  
 Tourist Sleeping Car... Kansas City to Denver—12 Sections, Drawing-room. Kansas City to San Francisco—16 Sections. (No. 127 beyond Denver; S. P. 27 beyond Ogden).  
 Chair Car... St. Louis to Kansas City (Wabash 9).  
 Coaches... Kansas City to Portland. Kansas City to Denver.  
 Dining Car... Serving all meals; see page 45 for sample menus.

**★ No. 127 Pony Express Daily Condensed Tables 3, 4 & 8**

Club Observation Car... Denver to Salt Lake City.  
 Standard Sleeping Cars... Denver to Los Angeles—12 Sections, Drawing-room (No. 7 beyond Salt Lake City).  
 Denver to Salt Lake City—12 Sections, Drawing-room.  
 Denver to Portland—12 Sections, Drawing-room (No. 17 beyond Green River).  
 St. Louis to San Francisco—12 Sections, Drawing-room (Wabash No. 9 to Kansas City; No. 101 to Denver; S. P. 27 beyond Ogden).  
 Tourist Sleeping Car... Kansas City to San Francisco—16 Sections. (No. 101 to Denver; S. P. 27 beyond Ogden).  
 Coaches... Denver to Los Angeles. (2d No. 7 west of Salt Lake City).  
 Denver to Laramie.  
 Kansas City to Portland. (No. 101 to Denver and No. 17 west of Green River).  
 Dining Car... Serving all meals; see page 45 for sample menus.

**EASTBOUND****No. 28 San Francisco Overland Limited Daily Condensed Tables 2 & 4 (Continued)**

Standard Sleeping Cars... San Francisco to Chicago (C. & N. W.)—12 Sections, Drawing-room (S. P. 28 to Ogden).  
 San Francisco to Chicago (C. & N. W.)—14 Sections (S. P. 28 to Ogden).  
 San Francisco to St. Louis, via Omaha—12 Sections, Drawing-room. (S. P. 28 to Ogden; No. 28 to Omaha; Wabash 14 beyond).  
 San Francisco to St. Louis, via Denver—10 Sections, Compartments, Drawing-room (S. P. 28 to Ogden; U. P. 28-118-22 to Kansas City; Wab. 2 beyond).  
 Tourist Sleeping Car... San Francisco to Chicago (C. & N. W.)—16 Sections (S. P. 28 to Ogden).  
 Coach... San Francisco to Chicago.  
 Dining Car... Serving all meals; see page 45 for sample menus.

**No. 30 Salt Lake Special Daily Condensed Tables 12, 13 & 17**

Cafe Observation Car... Butte to Salt Lake City; see page 45 for sample menus.  
 Standard Sleeping Car...★Spokane to Salt Lake City—14 Sections (No. 11-11-18 to Pocatello; passengers for Denver and points east thereof can make car-to-car change before arrival Pocatello).  
 Coach or Chair Car...★Butte to Salt Lake City.  
 Pocatello to Salt Lake City.

**No. 32 Butte-Northwest Express Daily Condensed Tables 16 & 17**

Cafe Observation Car... Butte to Pocatello; see page 45 for sample menus.  
 Standard Sleeping Cars... Butte to Salt Lake City—12 Sections, Drawing-room.  
 Coach... Butte to Salt Lake City.

**No. 36-30 Yellowstone Express Daily Condensed Tables 7, 10 & 17**

**Operated Only During Yellowstone Travel Season, June 17 to Sept. 13.**  
 Observation Car Service... West Yellowstone to Salt Lake City.  
 Parlor Car... Victor to Ashton (No. 136).  
 Standard Sleeping Cars...★West Yellowstone to Chicago (C. & N. W.)—10 Sections, Compartments, Drawing-room (No. 18 beyond Pocatello).  
 Coach or Chair Car... West Yellowstone to Pocatello; Victor to Ashton (No. 136).

**No. 46-32 Yellowstone Special Daily Condensed Tables 7, 10 & 17**

**Operated Only During Yellowstone Travel Season, June 17 to Sept. 13.**  
 Observation Car Service... West Yellowstone to Salt Lake City.  
 Standard Sleeping Cars... West Yellowstone to Salt Lake City—10 Sections, Compartments, Drawing-room.  
 West Yellowstone to Portland—10 Sections, Compartments, Drawing-room (No. 21 beyond Pocatello).  
 Coach Service... West Yellowstone to Salt Lake City.

**No. 42 Utah Express Daily Condensed Tables 13 & 17**

Standard Sleeping Car... Boise to Salt Lake City—12 Sections, Drawing-room (No. 14 to Pocatello).  
 Chair Car...★Portland to Salt Lake City.

**No. 76-74 Daily See No. 12 (The Spokane).****No. 114 Daily See No. 14 (Pacific Limited).****★ No. 118 Pony Express Daily Condensed Tables 3, 4 & 8**

Club Observation Car... Salt Lake City to Denver.  
 Standard Sleeping Cars... Los Angeles to Denver—12 Sections, Drawing-room (No. 8 to Salt Lake City).  
 Salt Lake City to Denver—12 Sections, Drawing-room.  
 Portland to Denver—12 Sections, Drawing-room (No. 18 to Green River).  
 San Francisco to St. Louis—10 Sections, Compartments, Drawing-room (S. P. 28 to Ogden; U. P. 22 Denver to Kansas City; Wab. 2 beyond).  
 Coaches... Los Angeles to Denver. (2nd No. 8 to Salt Lake City).  
 Laramie to Denver.  
 Portland to Kansas City (No. 18 to Green River and No. 22 east of Denver).  
 Dining Car... Serving all meals; see page 45 for sample menus.

★ Regularly Assigned Through Cars Air-Conditioned.

## EQUIPMENT—Concluded

For condensed schedules see preceding tables indicated by numbers shown below.

*Trains not shown carry no sleeping cars.*

### WESTBOUND

No. 401	Daily	Condensed Tables 5, 8, 12 & 15	Table 23
Standard Sleeping Cars	...	Portland to Seattle—10 Sec., Compts., Drawing-room, San Francisco to Seattle—10 Sections, Compartments, Drawing-room (S. P. 6 to Portland).	
Tourist Sleeping Car	.....	San Francisco to Seattle—16 Sections (S.P. 6 to Portland)	
		Sleepers open at Portland 9:30 p.m., parked at destination until 8:00 a.m.	
Coaches	.....	Portland to Seattle.	
No. 459	Daily	Condensed Table 15	Table 23
Observation Parlor Car	...	Portland to Seattle.	
Standard Sleeping Car	..	★San Francisco to Seattle—10 Sec., Compartments, Drawing-room (S. P. 18 to Portland).	
Coaches	.....	Portland to Seattle.	
Dining Car	.....	Serving all meals.	
No. 561	Daily	Condensed Tables 5, 8, 12 & 15	Table 23
Observation Parlor Car	...	Portland to Seattle.	
Standard Sleeping Car	..	★Los Angeles to Seattle—10 Sections, Compartments, Drawing-room (S. P. 25-59-16, via Bakersfield and Sacramento to Portland).	
Coaches	.....	Portland to Seattle.	
Dining Car	.....	Serving all meals.	

### EASTBOUND

No. 402	Daily	Condensed Tables 5, 8, 12 & 15	Table 23
Standard Sleeping Cars	...	Seattle to Portland—10 Sections, Compartments, Drawing-room (Occupancy at Portland till 7:30 a.m.). (Occupancy at Portland until 7:30 a.m.).	
		Sleepers open at Seattle at 9:30 p.m.	
Tourist Sleeping Car	.....	Seattle to San Francisco—10 Sections, Compartments, Drawing-room (S. P. 7-5-7 beyond Portland).	
Coaches	.....	Seattle to San Francisco—16 Sections (S. P. 7-5-7 beyond Portland).	
		Seattle to Portland.	
No. 458	Daily	Condensed Tables 5, 8, 12 & 15	Table 23
Observation Parlor Car	...	Seattle to Portland.	
Standard Sleeping Car	..	★Seattle to San Francisco —10 Sections, Compartments, Drawing-room (S. P. 17 beyond Portland).	
		★Seattle to Los Angeles—10 Sections, Compartments, Drawing-room (S. P. 17-74-76 beyond Portland, via Oakland Pier and Coast Line).	
Coaches	.....	Seattle to Portland.	
Dining Car	.....	Serving all meals.	
No. 562	Daily	Condensed Table 15	Table 23
Observation Parlor Car	...	Seattle to Portland.	
Coaches	.....	Seattle to Portland.	
Dining Car	.....	Serving all meals.	

★ Regularly Assigned Through Cars Air-Conditioned.

# New Economies—Comforts—Conveniences

## for Coach and Chair Car Passengers

*Union Pacific bids for the increasing rail travel by introducing many new features for passenger comfort. A few of the most recent are:*



THE PORTER

#### • Low Cost Meals

New, economy club meals—served in the dining car on the Coach-Tourist Car Train "The Challenger" and from "off-the-tray" service in Coaches and Tourist Cars on other through trains. Breakfast 25 cents, Luncheon 30 cents, Dinner 35 cents; new low a la carte prices too.

#### • Porter Service

Courteous attendants are on duty in coach and tourist cars to serve passengers in every way possible.

#### • Free Pillows

Large, clean pillows are furnished to each passenger in coaches of principal trains. Individual drinking cups are also furnished without charge.

#### • Restful Sleep

Deeply upholstered seats, soft pillows, and dimmed lights, insure a restful, refreshing night's sleep.

#### • Air-Conditioned Comfort

Coach and Tourist Cars cooled and cleaned by the most modern air-conditioning process provide travel comfort not offered by any other method of transportation.

#### • Low Fares

When low fares now in effect, time, cost of meals and incidentals are considered, travel by train is less expensive than by any other method, and is much more comfortable, and far safer.

*All through trains carry Deluxe Air-Conditioned Pullman equipment in addition to the Coach and Tourist Cars, except "The Challenger"—exclusively a coach and tourist car train.*

# CHICAGO AND OMAHA TO COLORADO, UTAH, CALIFORNIA AND PACIFIC NORTHWEST

## WESTBOUND—Read Down

MILE S	Table No. 19 The Overland Route Central Time Read Down C. & N. W.	Elevation	WESTBOUND—Read Down										Motor Buses					
			The Streamliner, City of Portland No. 1	Los Angeles Limited 7 Daily	The Challenger 2d No. 7 Daily	Portland Rose 17 Daily	San Francisco Overland Limited 27 Daily	Pacific Limited 21 Daily	The Columbine 11 Daily	Mountain Bluebird 15 Daily	Grand Island Motor 539 Daily	Motors 527 and 547 Daily	Mixed 235 and 237 Daily Ex. Sun.	Motor Bus 1 Daily	Motor Bus 3 Daily			
0	Chicago	Ill. Lv 590	6.15	9.30	9.30	11.15	9.45	10.30	10.30	11.59								
485	Council Bluffs	Iowa Ar 983		9.15	9.15		9.35	10.43	10.43	3.35							7.30	4.00
488	Omaha	Nebr. Ar 1033	2.15	9.40	9.40	10.15	10.00	11.00	11.00	4.00							11.00	7.00
	(Wabash)																11.20	7.20
0	St. Louis	Mo. Lv 480		7.30	7.30	7.30	7.30											
414	Omaha	Nebr. Ar 1033		8.05	8.05	8.05	8.05											
	Union Pacific	Nebr. Lv 1033	2.25	10.20	10.35	10.40	10.45	11.40	11.40	4.25							11.45	8.00
0	Omaha	Nebr. Lv 1107	SEE NOTE															
4	South Omaha	Nebr. Lv 991																
9	Gilmore	Nebr. Lv 1023																
14	Papillion	Nebr. Lv 1032																
17	Portal	Nebr. Lv 1032																
20	Millard	Nebr. Lv 1067																
14	Lane	Nebr. Lv 1093																
19	Elkhorn	Nebr. Lv 1166																
22	Waterloo (Elkhorn River)	Nebr. Lv 1126																
25	Valley 37, 38	Nebr. Lv 1140																
32	Mercer	Nebr. Lv 1176																
37	Fremont	Nebr. Lv 1197		11.00	11.10	11.20	f 11.25	12.28	12.28	5.25								
44	Ames	Nebr. Lv 1231																
52	North Bend	Nebr. Lv 1275																
54	Bay State	Nebr. Lv 1287																
59	Rogers	Nebr. Lv 1312																
66	Schuyler	Nebr. Lv 1350																
74	Richland	Nebr. Lv 1401						1.00	1.00									
82	Columbus 20c, 35, 36, 39 (Loup River)	Nebr. Lv 1447		11.49	11.59	12.10	f 12.15	1.25	1.25									
89	Duncan	Nebr. Lv 1494																
100	Silver Creek	Nebr. Lv 1548																
111	Clarks (Grand Paveuse Village, 1805)	Nebr. Lv 1622																
122	Central City 38	Nebr. Lv 1701			12.40													
132	Chapman, 38	Nebr. Lv 1766																
144	Grand Island ★ 34	Ar 1864		1.03	1.03	1.23	1.28	2.40	2.40									
144	Grand Island ★ 38, 40, 41	Lv 1864		1.10	1.10	1.30	1.35	2.45	2.45									
152	Alda	Nebr. Lv 1916						f 2.53	f 2.53									
160	Wood River	Nebr. Lv 1966						f 3.02	f 3.02									
167	Shelton	Nebr. Lv 2019						f 3.12	f 3.12									
173	Gibbon 42	Nebr. Lv 2061						f 3.19	f 3.19									
182	Buda (Old Fort Kearny)	Nebr. Lv 2118																
186	Kearney 42, 43 (State Normal)	Nebr. Lv 2149		2.05	2.05	2.20	f 2.25	3.40	3.40									
196	Odessa	Nebr. Lv 2222						f 3.51	f 3.51									
202	Elm Creek	Nebr. Lv 2265						f 3.58	f 3.58									
211	Overton	Nebr. Lv 2318						f 4.08	f 4.08									
222	Lexington	Nebr. Lv 2389			2.40		f 3.04	4.24	4.24									
230	Darr	Nebr. Lv 2451																
236	Cozad	Nebr. Lv 2487																
240	Willow Island	Nebr. Lv 2523																
246	Gothenberg	Nebr. Lv 2563			f 3.06		f 3.34	5.00	5.00									
259	Brady Island	Nebr. Lv 2651						f 5.17	f 5.17									
268	Maxwell (Old Ft. McPherson)	Nebr. Lv 2711						f 5.27	f 5.27									
281	North Platte 44	Nebr. Ar 2802		3.50	3.50	4.05	4.25	5.50	5.50									
281	North Platte	Nebr. Lv 2802																
288	Birdwood	Nebr. Lv 2851																
290	Nichols (South Platte River)	Nebr. Lv 2880																
294	Hershey	Nebr. Lv 2903																
298	O'Fallons 44	Nebr. Lv 2938																
301	Sutherland	Nebr. Lv 2959																
313	Paxton	Nebr. Lv 3056																
325	Roscoe	Nebr. Lv 3166																
332	Ogallala	Nebr. Lv 3213			f 3.57		f 4.32	6.19	6.19									
341	Brule	Nebr. Lv 3288						6.49	6.49									
351	Big Springs	Nebr. Lv 3369						7.06	7.06									
363	Julesburg 28	Colo. Ar 3467		4.35	4.35		f 5.10	7.29	7.29									
378	Chappell	Nebr. Lv 3695						f 7.49	f 7.49									
387	Lodge Pole	Nebr. Lv 3831						8.01	8.01									
394	Sunol	Nebr. Lv 3925						8.09	8.09									
405	Sidney	Nebr. Lv 4091		5.32	5.32	5.50	6.13	8.40	8.40									
413	Brownson	Nebr. Lv 4215																
424	Potter	Nebr. Lv 4387																
433	Dix	Nebr. Lv 4551																
442	Kimball	Nebr. Lv 4706			f 6.15		f 6.58	9.06	9.06									
448	Oliver	Nebr. Lv 4788						9.19	9.19									
454	Bushnell	Nebr. Lv 4866						9.33	9.33									
464	Pine Bluffs (Nebr.-Wyo. State line)	Wyo. Ar 5047						f 9.50	f 9.50									
475	Egbert 44	Nebr. Lv 5286						10.03	10.03									
480	Burns	Nebr. Lv 5455						10.21	10.21									
487	Hillsdale (Rocky Mts. to South)	Nebr. Lv 5638						10.31	10.31									
507	Cheyenne 44	Wyo. Ar 6060	9.10	7.45	7.45	8.05	8.35	11.20	11.20									
507	Cheyenne 30	Wyo. Lv 6060	9.15	8.00	8.00	8.20	8.45	11.50	11.50									
516	Borle	Wyo. Lv 6561																
526	Granite Canon	Wyo. Lv 7315																

**LOW COST MEALS**  
FOR PATRONS IN COACH AND TOURIST CARS

Breakfast . . . 25¢  
Lunch . . . . 30¢  
Dinner . . . . 35¢

**Generous Portions**

ALL MEALS SERVED IN "COFFEE SHOP"

**Dining Cars**  
ON The Challenger

On other trains giving this service, meals are served "off the tray" to passengers in their seats.

**NOTE**—The Streamliner, City of Portland, makes six trips each month, each way, between Chicago and Portland. Leaves Chicago on the 3rd, 8th, 13th, 18th, 23rd, and 28th. See Table A, page 6, for sailing dates and schedule at each passenger stop.



See Motor Bus connections with main line trains in Tables 20a to 20d incl., page 16.

**FOR EXPLANATION OF REFERENCE MARKS, SEE PAGE 15**

Continued on following page







CALIFORNIA, PACIFIC NORTHWEST, UTAH AND COLORADO TO OMAHA AND CHICAGO

EASTBOUND—Read Down

MILES	Table No. 20 (Continued) The Overland Route Mountain Time	Elevation	From Pacific Coast						From Colo.		Local Trains		Motor Buses	
			The Streamliner, City of Portland No. 2	Los Angeles Limited 8 Daily	The Challenger 2d No. 8 Daily	Portland Rose 18 Daily	San Fran. Overland Limited 28 Daily	Pacific Limited 14 Daily	The Columbine 12 Daily	Mtn. Blue-bird 16 Daily	Local Passenger 112 Daily	North Platte Valley Express 354-54 Daily	Motor Bus 6 Daily	Motor Bus 2 Daily
453	Sherman {Highest point en route	Wyo. Lv	8013											
457	Buford {Source of U. P. red gravel	Wyo. Lv	7862											
461	Ozone	Wyo. Lv	7557											
464	Granite Cañon	Wyo. Lv	7315											
474	Borie {Capital of Wyoming	Wyo. Lv	6561											
484	Cheyenne 44 {Fort Warren	Wyo. Lv	6060	4.45	8.05	8.05	8.25	7.40	8.50					
484	Cheyenne 30	Wyo. Lv	6060	4.50	8.20	8.20	8.45	7.55	9.15					
503	Hillsdale {Rocky Mts. to south	Wyo. Lv	5638											
510	Burns	Wyo. Lv	5455											
516	Egbert 44	Wyo. Lv	5286											
526	Pine Bluffs	Wyo. Lv	5047											
536	Bushnell	Nebr. Lv	4866											
542	Oliver	Nebr. Lv	4788											
549	Kimball	Nebr. Lv	4706											
558	Dix	Nebr. Lv	4551											
567	Potter	Nebr. Lv	4387											
578	Brownson	Nebr. Lv	4215											
586	Sidney {Lookout Sta., Old Ft. Sidney, north	Nebr. Lv	4091	10.23	10.23	10.43	10.03	11.13						
597	Sunol	Nebr. Lv	3925											
603	Lodge Pole	Nebr. Lv	3831											
613	Chappell	Nebr. Lv	3695											
628	Julesburg 28 {Indian Battles 1865-75	Colo. Lv	3467											
639	Big Springs {So. Platte River	Nebr. Lv	3369											
649	Brule	Nebr. Lv	3288											
658	Ogallala	Nebr. Lv	3213			11.02								
665	Roscoe	Nebr. Lv	3166											
678	Paxton	Nebr. Lv	3056											
690	Sutherland	Nebr. Lv	2959											
692	O'Fallons 44	Nebr. Lv	2938											
696	Hershey	Nebr. Lv	2903											
699	Nichols	Nebr. Lv	2880											
703	Birdwood	Nebr. Lv	2851											
709	N. Platte 44 {Buffalo Bill's Ranch, north	Nebr. Lv	2802	12.43	12.43	1.01	12.23	1.30	10.50	6.50				
709	North Platte	Nebr. Lv	2802	1.53	1.53	2.10	1.33	2.40	12.15	8.15				
722	Maxwell {Old Ft. McPherson	Nebr. Lv	2711						11.32	8.32				
732	Brady Island	Nebr. Lv	2651						12.43	8.44				
744	Gothenburg	Nebr. Lv	2563						12.59	9.02				
750	Willow Island	Nebr. Lv	2523							9.08				
755	Cozad	Nebr. Lv	2487							9.15				
761	Darr	Nebr. Lv	2451							9.22				
769	Lexington {Indian fights 1867	Nebr. Lv	2389							9.33				
780	Overton	Nebr. Lv	2318							9.47				
788	Elm Creek	Nebr. Lv	2265							9.57				
795	Odessa	Nebr. Lv	2222							10.05				
804	Keareny 42, 43 {State Normal School	Nebr. Lv	2149	3.35	3.35	3.50	3.22	4.22	2.15	10.20				
809	Buda	Nebr. Lv	2118							10.45				
817	Gibbon 42	Nebr. Lv	2061							10.59				
823	Shelton	Nebr. Lv	2019							11.01				
831	Wood River	Nebr. Lv	1966							11.13				
839	Alda	Nebr. Lv	1916							11.30				
846	Grand Island ★ 34	Nebr. Lv	1864	4.38	4.38	4.50	4.25	5.30	3.15	11.30				
846	Grand Island ★ 38, 40, 41	Nebr. Lv	1864	4.43	4.43	4.55	4.30	5.40	3.25	11.35				
858	Chapman	Nebr. Lv	1766							11.50				
868	Central City 38	Nebr. Lv	1701							12.05				
879	Clarks {Grand Paucnee Village, 1865	Nebr. Lv	1622							12.19				
891	Silver Creek	Nebr. Lv	1548							12.33				
901	Duncan	Nebr. Lv	1494							12.45				
909	Colombus 35, 36, 39 {Loup River	Nebr. Lv	1447	6.03	6.03	6.15	5.50	7.00	4.41	1.05				
916	Richland	Nebr. Lv	1401							1.16				
924	Schuyler	Nebr. Lv	1350							1.28				
932	Rogers	Nebr. Lv	1312							1.38				
937	Bay State	Nebr. Lv	1287							1.47				
939	North Bend	Nebr. Lv	1275							1.47				
947	Ames	Nebr. Lv	1231							1.58				
954	Fremont {Named for Gen. Fremont	Nebr. Lv	1197	7.00	7.00	7.10	6.45	8.00	5.45	2.15				
959	Mercer	Nebr. Lv	1176							2.31				
965	Valley 37 38	Nebr. Lv	1140							2.37				
969	Waterloo {Elkhorn River	Nebr. Lv	1126							2.41				
971	Elkhorn	Nebr. Lv	1166							2.41				
976	Lane	Nebr. Lv	1093							2.41				
980	Millard	Nebr. Lv	1067							2.41				
983	Portal	Nebr. Lv	1032							2.41				
985	Papillion	Nebr. Lv	1023							2.41				
990	Gilmore	Nebr. Lv	991							2.41				
990	South Omaha	Nebr. Lv	1107							2.41				
996	Omaha	Nebr. Lv	1033	1.20	8.05	8.05	8.15	7.50	9.00	6.50	3.25	9.45	10.40	7.30 6.35
0	Omaha (Wab.)	Mo. Lv	1033		8.30	8.30	8.30	8.30						
414	St. Louis	Mo. Lv	480		8.30	8.30	8.30	8.30						
0	Omaha (C. & N. W.)	Nebr. Lv	1033	1.30	8.40	8.40	8.45	8.20	9.25	7.15	3.45	9.55	10.45	8.00 7.30
3	Council Bluffs	Iowa Lv	983		9.00	9.00	9.05	8.45	9.45	7.35	4.10	10.10	11.00	8.20 7.50
488	Chicago	Ill. Lv	590	9.30	8.45	8.45	8.50	8.35	9.25	7.15	6.30			11.45 11.10

UNION PACIFIC HISTORICAL MUSEUM

A most complete and intensely interesting record of western pioneer and Union Pacific Railroad construction days, is on display in a museum on the first floor of the Union Pacific Headquarters Bldg., 1416 Dodge Street, Omaha. It contains relics, souvenirs, trophies, animal mountings, firearms, photographs, valuable documents and numerous other articles, the history of which extends over a period of 100 years. Travelers with a little time to spare between train connections in Omaha could spend it to rare advantage in this Historical Museum. The public is invited and urged to inspect this valuable collection. Admission is always free. Museum open from 8 a.m. until 5 p.m. Any street car going north from the Omaha Union Station will take you to 15th and Farnam Streets. The Union Pacific Building is two blocks north from that corner.



TRAVEL BY TRAIN CHEAPER THAN DRIVING YOUR OWN CAR

See Motor Bus Connections with main line trains in Tables 20a, to 20d inclusive, page 16.

FOR EXPLANATION OF REFERENCE MARKS, SEE PAGE 15



BETWEEN CHICAGO, OMAHA, DENVER, OGDEN, SALT LAKE CITY AND LOS ANGELES

WESTBOUND—Read Down				Table No. 21 (Continued)		EASTBOUND—Read Up						
Motor Bus 1 Daily	Motor Bus 3 Daily	Pacific Limited 21 Daily	The Challenger 2d No. 7 Daily	Los Angeles Limited 7 Daily	M I L E S	The Overland Route Mountain Time	Elevation	Los Angeles Limited 8 Daily	The Challenger 2d No. 8 Daily	Pacific Limited 14 Daily	Motor Bus 2 Daily	Motor Bus 6 Daily
Leaves Salt Lake City 7:00 a.m. Runs via Cedar City; see table No. 102.	Leaves Salt Lake City 3:30 p.m. Runs via Cedar City; see table No. 102.		f 6.14	f 6.14	1335	Lv Islen (Nevada)	Nev.	Lv 5230		f 10.48	Arrives Salt Lake City 10:30 a.m. Runs via Cedar City; see table No. 102.	Arrives Salt Lake City 11:57 p.m. Runs via Cedar City; see table No. 102.
			s 9.45	r 6.50	1346	Ar Eccles (Canyons)	"	Lv 4604		t 10.20		
					1351	Ar Caliente (To Pioche Mines)	"	Lv 4396	10.20	t 10.10		
			9.00	6.10	1351	Lv Caliente 102, 109	"	Ar 4396	9.00	9.00		
			s	r	1355	" Etna	"	Lv 4227	t	f 8.50		
					1360	" Stine	"	" 4046	t	f 8.40		
			f 6.46	f 6.46	1370	" Elgin	Meadow Valley	" 3384	t	f 8.19		
			s	r	1374	" Kyle	and	" 3219	t	f 8.11		
			s	r	1381	" Leith	Rainbow	" 2910	t	f 8.02		
			f 7.18	f 7.18	1391	" Carp	Canyon	" 2593	t	f 7.50		
			s	r	1401	" Galt	"	" 2277	t	f 7.24		
					1412	" Rox	"	" 1913	t	f 7.07		
			f 11.00		1427	" Moapa 110 (Melon District)	"	" 1662	f 6.45	f 6.45		
			s	r	1432	" Byron	Old Calif. Trail	" 1782	t	f 6.40		
			s	r	1441	" Crystal	"	" 2033	t	f 6.30		
			s	r	1447	" Dry Lake	"	" 2091	t	f 6.24		
			s	r	1452	" Garnet	"	" 2226	t	f 6.17		
			s	r	1458	" Apex	"	" 2465	t	r		
			s	r	1463	" Dike (Borax)	Las Vegas Valley	" 2215	t	f 6.00		
			s	r	1467	" Valley	"	" 2005	t	r		
			s	r	1471	" Wann	"	" 1911	t	f 5.51		
7.42	3.42	12.05	9.30	9.30	1476	Ar Las Vegas 102, 106	"	Lv 2034	5.45	5.45	8.00	9.00
8.30	4.15	12.25	9.50	9.50	1476	Lv Las Vegas (Gateway to Boulder Dam)	"	Ar 2034	5.25	5.25	7.20	8.20
					1480	" Bracken	"	" 2173	t	r		
					1487	" Arden (Plaster Works)	"	" 2489	t	f 5.10		
					1489	" Bard	"	" 2585	t	r		
					1495	" Sloan (Lime Works)	"	" 2834	t	f 4.59		
9.10	4.55	f 12.57			1500	" Erle	"	" 3115	t	r	6.30	7.30
		f 1.15			1509	" Jean (To Good Springs)	"	" 2864	t	f 4.38		
		s			1513	" Borax (Mining District)	"	" 2693	t	r		
		s			1518	" Roach (Dry Lake)	"	" 2617	t	r		
		s			1523	" Calada (California Line)	Calif.	" 2751	t	r		
		f 1.35			1527	" Desert	"	" 2810	t	r		
		f 1.43			1532	" Nipton (To Searchlight)	"	" 3031	f 4.09	f 4.09		
		f 2.01			1543	" Ivanpah	"	" 3511	f 4.09	f 3.58		
		s			1552	" Joshua (Joshua Trees)	"	" 3994	t	r		
		f 2.22			1556	" Cima	Death Valley	" 4185	t	f 3.41		
		s			1566	" Dawes	Divide and	" 3014	t	r		
		s			1571	" Hayden	Mining District	" 2521	t	r		
		2.52	12.52	12.52	1574	Ar Kelso	"	Lv 2120	2.56	2.56	2.52	
		2.58	12.52	12.52	1574	Lv Kelso	"	Ar 2120	2.56	2.56	2.45	
		f 3.13			1588	" Glasgow	"	" 1415	t	r		
		f 3.24			1598	" Balch	Devil's	" 1020	t	r		
		s			1603	" Cork	Playground	" 994	t	r		
		f 3.33	f 1.35	f 1.35	1605	" Crucero (To Death Valley)	"	Ar 1014	f 2.04	f 2.00		
		f 3.33	f 1.35	f 1.35	1605	Lv Crucero	"	Ar 1014	f 2.04	f 2.00		
		s			1608	" King	"	Ar 1074	t	f 1.56		
		s			1613	" Baxter (Lime Quarries)	"	" 1223	t	r		
		s			1618	" Afton (Afton Canyon)	"	" 1425	t	f 1.43		
		s			1627	" Field	"	" 1834	t	f 1.31		
		s			1636	" Harvard	Mojave River and Valley	" 1818	t	r		
		s			1636	" Toomey	"	" 1879	t	r		
		4.40	3.00	3.00	1647	" Yermo	"	" 1935	1.15	1.15	3.09	4.09
		s			1651	" Daggett	"	" 2002	t	r		
		5.10	3.30	3.30	1660	Ar Barstow	"	Lv 2100	12.45	12.45	2.52	3.52
		s			1672	" Hodge	"	" 2274	t	r		
		s			1682	" Helendale	"	" 2428	t	r		
		s			1687	" Bryman (Chalk Works)	"	" 2626	t	r		
		s			1692	" Oro Grande	Mojave River and	" 2633	t	f 11.55		
		f 5.58			1697	" Victorville	Cement Works	" 2713	t	f 11.48	2.10	3.10
		s			1705	" Hesperia (Joshua Trees)	"	" 3185	t	r	2.00	3.00
		s			1716	" Summit	"	" 3820	t	r		
		s			1723	" Cajon (San Berndo. Mts.)	"	" 2922	t	r		
		s			1727	" Keenbrook (Cajon Pass)	"	" 2523	t	r		
		7.25	5.55	5.55	1742	Ar San Bernardino	"	Lv 1076	10.25	10.25	12.38	1.38
		7.30	6.00	6.00	1742	Lv San Bernardino (To Redlands)	"	Ar 1076	10.15	10.15	12.38	1.38
		s			1745	" Colton (Cement Works)	"	" 979	o	o	12.50	1.30
		s			1748	" Highgrove	"	" 945	o	o		
		8.00	6.30	6.30	1752	Ar Riverside (Mission Inn)	"	Lv 866	9.55	9.55	11.43	1.03
		s			1755	" Magnolia Ave. (Oranges)	"	" 828	o	o		
		s			1760	" Pedley (Santa Ana River)	"	" 718	o	o		
		s			1764	" Mira Loma	"	" 786	o	o		
		s			1768	" Collins	Deciduous and Citrus	" 889	o	o		
		f 8.27	f 7.04	f 7.04	1772	" Ontario	"	" 977	o	o	11.13	12.33
		f 8.36	f 7.15	f 7.15	1778	" Pomona	Fruits,	" 860	o 9.09	o 9.10	11.00	12.20
		s			1787	" Walnut	Walnuts	" 530	o	o		
		s			1790	" Rowland	"	" 389	o	o		
		s			1793	" Hillgrove	"	" 310	o	o		
		f 9.11			1799	" Pico	Oil District	" 183	o	o	8.13	
		s			1801	" Montebello	"	" 203	o	o		
		9.20	8.03	8.03	1804	" E. Los Angeles	"	" 205	8.24	8.24	9.30	11.00
		9.45	8.30	8.30	1810	Ar Los Angeles	"	Ar 270	8.00	8.00	8.13	9.40
6.49	3.08	10.00	8.50	8.50	1820	" Pasadena	"	" 848	7.29	7.29	8.38	9.56
6.50	2.56	10.20	9.15	9.15	1823	Ar Glendale	"	" 582	7.00	7.00	8.48	10.28
7.56	3.17	10.10	8.57	8.57	1831	" Long Beach (Pine Ave.)	"	" 31	7.15	7.15	8.13	9.40
7.27	3.23	10.45	9.35	9.35	1838	Ar San Pedro (Los Ang. Harbor)	"	Lv 48	6.30	6.30	7.40	9.50

# YOUR CAR CAN RIDE ON A RAILROAD TICKET

Two passengers in making a trip on tickets good in sleeping or parlor cars, can ship their automobile for only one extra one-way ticket at 3.6 cents per mile. There is a minimum total charge of \$54.00 for the three tickets.

Enjoy the comfort, convenience and safety of train travel, and have your own car upon arrival at destination.

Ask for Particulars

### FOOTNOTES FOR TABLE 21

- ◆ Mileage shown on mile posts is from Council Bluffs. For explanation see paragraph 2 under General Information, page 2.
- Motor Bus between Lund and Cedar City.
- ▲ Meals. (f) Stops only on signal.
- ▲ Motor Bus connections with main line trains at East Los Angeles. Also see page 39.
- ① Conditional stop; see table 20.
- ② See tables 29 and 30 for service between St. Louis, Kansas City, Denver and Cheyenne.
- (e) Stops to take paying passengers for Las Vegas and east.
- (o) Stops only to take on paying passengers for Salt Lake City or east.
- (p) Stops to let off paying passengers from Salt Lake City and east.
- (r) Stops on flag to take or leave paying passengers.
- (s) Stops to let off paying passengers from Salt Lake City and east, and to take for points west of Yermo where train is scheduled to stop.
- (t) Stops to let off paying passengers from Los Angeles, and to take for Salt Lake City and east.
- (v) No local bus passengers carried in California.

Figures opposite junction points refer to numbers of time tables showing diverging trains.

Time from 12.01 midnight to 12.00 noon shown in light face type; time from 12.01 noon to 12.00 midnight is shown in heavy face type.

Where no time is shown trains do not stop, except as indicated by reference marks.

For equipment, see pages 10 to 13, inclusive.

BETWEEN CHICAGO OMAHA, DENVER, OGDEN AND SAN FRANCISCO

WESTBOUND—Read Down

EASTBOUND—Read Up



Weber Canyon, Utah, is one of Union Pacific's scenic features en route to California



The picturesque Monterey Coast is a California showpiece



The San Francisco Overland Limited Crossing Great Salt Lake, Utah (Read Description Below)

WESTBOUND—Read Down		M I L E S	Table No. 22 The Overland Route		Eleva-tion	EASTBOUND—Read Up	
Pacific Limited 21 Daily	San Francisco Overland Limited 27 Daily		Central Time	C. & N. W. Ry.		San Francisco Overland Limited 28 Daily	Pacific Limited 14 Daily
10.30	9.45	0	Lv Chicago	Ill.	Ar 590	8.35	9.25
10.43	9.35	485	Ar Council Bluffs	Iowa	Ar 983	9.45	9.45
11.00	10.00	488	Ar Omaha	Nebr.	Lv 1033	8.20	9.25
Wabash							
	7.30	0	Lv St. Louis	Mo.	Ar 480	8.30	
	8.05	414	Ar Omaha	Nebr.	Lv 1033	8.30	
Union Pacific System							
11.40	10.45	0	Lv Omaha	Nebr.	Ar 1033	7.50	9.00
12.28	f 11.25	37	Ar Fremont	"	Ar 1197	f 6.45	8.00
1.25	f 12.15	82	Ar Columbus	"	Ar 1447	f 5.50	7.00
2.45	f 1.35	144	Ar Grand Island	"	Ar 1864	f 4.25	5.30
3.40	f 2.25	186	Ar Kearney	"	Ar 2149	f 3.22	4.22
5.50	f 4.25	281	Ar North Platte	"	Lv 2802	f 1.33	2.40
Mountain Time							
5.15	3.35	281	Lv North Platte	"	Ar 2802	12.23	1.30
7.29	f 5.10	363	Ar Julesburg	Colo.	f 3467	f 10.47	①
8.40	6.13	405	Ar Sidney	Nebr.	Ar 4091	9.55	11.05
11.20	8.35	507	Ar Cheyenne	Wyo.	Lv 6060	7.55	9.15
① 9.10	① 2.00	0	Lv St. Louis (Wabash)	Mo.	Ar 480	① 4.05	① 7.30
5.30	10.00	0	Lv Kansas City (Un. Pac.)	Mo.	Ar 748	8.00	4.30
8.00	5.45	640	Lv Denver	Colo.	Ar 5188	10.30	11.35
① 11.10	①	746	Ar Cheyenne	Wyo.	Lv 6060	①	① 9.10
11.50	8.45	537	Lv Cheyenne	"	Ar 6060	7.40	8.50
1.32	10.40	563	Ar Laramie	"	Ar 7151	5.47	7.03
4.22	1.30	680	Ar Rawlins	"	Ar 6747	3.05	3.58
6.53	4.02	799	Ar Rock Springs	"	Ar 6263	12.35	1.25
7.20	4.30	814	Ar Green River	"	Lv 6083	12.10	1.02
7.40	4.45	814	Lv Green River	"	Ar 6083	11.59	12.47
10.05	7.08	914	Ar Evanston	"	Ar 6747	9.37	10.30
11.55	9.20	990	Ar Ogden	Utah	Lv 4298	7.40	8.30
11.20	7.45	0	Lv Salt Lake City	"	Ar 4251	8.40	9.30
Pacific Time							
11.35	9.00	990	Lv Ogden (Southern Pacific)	Utah	Ar 4301	6.10	6.55
f 12.08	e	1014	Ar Promontory	"	Lv 4219	②	
f 1.00	e	1038	Ar Lakeside (Great Salt Lake Cut-Off)	"	Ar 4218	②	
f 2.11	e	1093	Ar Lucin	"	Ar 4476	②	
f 2.28	e	1105	Ar Tecoma	Nev.	Ar 4809	②	
2.37	11.56	1111	Ar Montello (Pilot Peak south)	"	Ar 488	3.15	3.50
f 3.19	12.38	1128	Ar Cobre	"	Ar 5924	f 2.45	
4.13	1.31	1166	Ar Wells (Humboldt River)	"	Ar 5633	f 1.47	f 2.24
f 4.34	e	1184	Ar Deeth (Ruby Range)	"	Ar 5343	②	f 1.58
f 4.49	e	1196	Ar Halleck (to south)	"	Ar 5231	②	f 1.45
5.20	2.32	1217	Ar Elko (Elk Range to south)	"	Ar 5063	12.37	1.13
5.55	3.02	1239	Ar Carlin	"	Ar 4901	12.05	12.40
f 6.20	e	1247	Ar Palisade (Palisade Canyon)	"	Ar 4846	②	
6.44	e	1265	Ar Beowawe (Shoshone Range)	"	Ar 4697	②	f 11.55
7.26	f 4.22	1297	Ar Battle Mountain	"	Ar 4514	②	f 11.15
f 8.14	e	1339	Ar Golconda (Hot Springs Range, north)	"	Ar 4391	②	f 10.24
8.39	5.32	1356	Ar Winnemucca (Sonoma Range, south)	"	Ar 4336	9.33	10.00
9.20	6.10	1389	Ar Imlay (Star Peak Mount. to west)	"	Ar 4199	8.40	9.05
10.16	7.02	1428	Ar Lovelock (Humboldt River to Wells)	"	Ar 3982	f 7.39	8.03
11.33	8.22	1485	Ar Hazen (U. S. Irrigation Project, south)	"	Ar 4014	f 6.35	6.37
f 11.50	e	1497	Ar Fernley	"	Ar 4159	②	f 6.17
d	e	1527	Ar Sparks	"	Ar 4427	②	5.20
1.05	9.55	1530	Ar Reno	"	Ar 4500	5.10	5.10
2.10	11.30	1565	Ar Truckee (To Lake Tahoe)	Calif.	Ar 5819	4.00	3.58
d	e	1607	Ar Blue Canon } American River	"	Ar 4693	a	
d	e	1612	Ar American } Canyon	"	Ar 4016	a	
d	f	1618	Ar Dutch Flat (Placer Goldfields of '49)	"	Ar 3390	a	f
f 4.45	2.45	1629	Ar Colfax	"	Ar 2418	1.15	1.10
d	3.35	1647	Ar Auburn	"	Ar 1360	f 12.35	f 12.32
d	3.50	1652	Ar Newcastle	"	Ar 960	a	f 12.20
d	f 3.59	1655	Ar Penryn	"	Ar 628	a	
d	4.08	1658	Ar Loomis	"	Ar 402	a	
6.07	4.27	1665	Ar Roseville	"	Ar 162	11.59	11.50
6.45	5.05	1683	Ar Sacramento (State Capital)	"	Lv 35	11.20	11.10
7.05	5.20	1683	Lv Sacramento	"	Ar 35	11.05	10.57
7.27	5.39	1696	Ar Davis	"	Lv 52	a	②
f 8.25	p	1743	Ar Martinez (Carquinez Straits)	"	Ar 14	9.45	9.40
m	p	1749	Ar Crockett (Benicia-Vallejo)	"	Ar 14	a	②
9.10	7.30	1765	Ar Berkeley } San	"	Ar 18	8.57	9.02
9.25	7.48	1769	Ar Oakland (16th St.) } Francisco	"	Ar 10	8.46	8.54
9.33	7.55	1771	Ar Oakland Pier } Bay	"	Ar 14	8.35	8.47
10.12	8.32	1775	Ar San Francisco	"	Lv 6	8.00	8.20

Air-Conditioned Comfort—Fast Time—Good Food—

... three essentials of enjoyable travel available on Union Pacific trains.

Free Side Trip to Salt Lake City

Free side trip, Ogden to Salt Lake City and return, if your one way or round trip ticket is from Denver, Cheyenne, or east thereof, to or west of Cobre, Nevada, or Pocatello, Idaho, or the reverse; and if routed via Union Pacific System between Denver, Cheyenne and Ogden or Pocatello. Apply to agent issuing your through ticket, agent at Ogden, or conductor on your train into Ogden.

FOOTNOTES FOR TABLE 22

- ① See tables 29 and 30 for service between St. Louis, Kansas City, Denver and Cheyenne.
- ② Stops to let off paying passengers from Colfax or beyond; also to take on for Ogden or beyond.
- ③ Stops to take on paying passengers for Reno and beyond.
- ④ Conditional stops; see table 20.
- || Meals.
- (a) Stops to take paying passengers for Ogden and east.
- (d) Stops to let off paying passengers from east of Sparks.
- (e) Stops to let off passengers from Cheyenne or beyond.
- (f) Stops only on signal.
- (m) Stops to let off passengers from Sparks and east.
- (n) Stops to let off passengers from Ogden and east.
- (p) Stops to let off passengers from Sacramento and east.
- ⑤ See table 31 for service between Ogden and Salt Lake City.
- ◆ Mileage shown on mile posts is from Council Bluffs. For explanation see paragraph 2 under General Information, page 2.

"Going To Sea By Rail" across Great Salt Lake, Utah

Fifteen miles west of Ogden, Overland Route trains actually "go to sea by rail" over the famous "cut-off" across Great Salt Lake. For nearly 103 miles they skim over this remarkable man-made pathway.

The Wasatch Mountains of Utah rim

this vast dead sea. The beauty and the silence of the desert, the wheel of seagulls, far from their native oceans, the strange play of sunsets, make the passage of Great Salt Lake one of the memorable events of a journey to or from San Francisco.

Great Salt Lake is 75 miles long and 31 wide. It is one of the world's most remarkable bodies of water—more salty than any except the Dead Sea of Palestine. Bathers float or swim in it but never sink! The lake is 22 per cent salt.

**BETWEEN CHICAGO, OMAHA AND SPOKANE, PORTLAND, TACOMA AND SEATTLE**

Read Down		WESTBOUND				MILES	EASTBOUND				Read Up	
Motor Bus 3 Daily	Motor Bus 1 Daily	Pacific Limited 21 Daily	Portland Rose 17 Daily	The Streamliner No. 1	The Streamliner No. 2		Portland Rose 18 Daily	Pacific Limited 14 Daily	Motor Bus 2 Daily	Motor Bus 6 Daily		
4.00	7.30	10.30	11.15	6.15	0	9.30	8.50	9.25	11.10	11.45		
7.00	11.00	10.43	10.15	2.15	485	8.50	9.05	9.45	7.50	8.20		
7.20	11.20	11.00			488	1.30	8.45	9.25	7.30	8.00		
			7.30									
			8.05									
8.00	11.45	11.40	10.40	2.25	0	1.20	8.15	9.00	6.35	7.30		
9.20	1.05	12.28	11.20		37		7.10	8.00	5.25	6.20		
12.34	3.59	2.45	1.30		144		4.50	5.30	2.11	3.26		
1.41	5.05	3.40	2.20		186		3.50	4.22	1.04	2.29		
3.25	6.55	5.15	3.15		281		1.01	1.30	9.20	11.00		
		7.29			363							
6.59	10.09	8.40	5.50		405		10.43	11.13	5.56	7.42		
9.49	1.05	11.20	8.05	9.10	507	4.50	8.45	9.15	3.30	4.50		
		9.10	2.00		0		4.05	7.30				
11.40		5.30	10.00		0		8.00	4.30				
7.00	10.00	8.00	5.45		640		10.30	11.35	6.10	7.45		
10.00	1.00	11.10			746			9.10	3.00	4.45		
10.30	1.45	11.50	8.20	9.15	507	4.45	8.25	8.50	3.00	4.30		
12.16	3.40	1.32	10.05		563		6.45	7.10	1.29	2.59		
3.38	7.12	4.22	12.35		680		3.57	4.05	10.20	11.50		
7.00	10.24	6.53	3.00		799		1.20	1.25	7.10	8.30		
7.25	10.49	7.20	3.35		814		12.55	1.02	6.15	7.40		
7.25	10.49	8.00	4.00		814		12.30	12.30	6.15	7.40		
		8.50	5.05		844		11.47	11.45	6.15	7.40		
		9.00	b		852			11.31				
		9.08	b		860			11.19				
		9.18	b		869			11.08				
		9.28	b		878			10.58				
			b		883			10.52				
		9.44	6.00		884			10.47				
		9.49	b		887			10.39				
		10.03	b		895			10.27				
		10.11	b		900			10.19				
		10.26	b		907			10.09				
		10.35	b		916			9.59				
		10.41	b		922			9.53				
		10.50	6.55		928			9.46				
		10.59	b		936			9.33				
		11.05	b		942			9.26				
		11.05	b		942			9.13				
		11.17	7.33		952			9.05				
		11.27	7.40		959			8.55				
		11.45	b		959			8.44				
		11.52	b		966			8.35				
		11.55	b		971			8.29				
		12.03	b		973			8.17				
		12.07	b		980			8.12				
		12.19	f 8.20		984			8.04				
		12.29	b		990			7.56				
		12.35	b		996			7.50				
		12.45	b		1001			7.43				
		12.55	b		1006			7.36				
		12.55	b		1010			7.30				
		12.55	b		1010			7.20				
		1.03	b		1015			7.16				
		1.11	b		1022			7.11				
		1.17	b		1024			7.02				
		1.30	9.20		1029			6.50				
		1.37	b		1035			6.45				
		1.42	b		1041			6.39				
		1.49	b		1046			6.30				
		2.00	9.50		1052			6.20				
		2.15	9.40		1058			6.10				
		7.30	2.45		158			1.00				
		7.00			158			7.30				
		2.00			158			2.15				
11.20	8.30	11.20			170			11.30				
5.15	1.35	5.15			170			6.50				
6.15	2.25	10.20			1058			6.15				
6.39	k				1074			6.05				
6.51	2.59	10.55			1083			5.33				
7.03	k				1091			5.19				
7.07	k				1094			4.58				
7.14	k				1100			4.50				
7.40	3.44	11.45			1117			4.25				
	4.01				1133			5.00				
	k				1148			4.33				
	4.31				1158			4.04				
	4.50	12.45			1166			3.50				
	k				1175			3.32				
	5.08	1.03			1182			3.25				
	k				1189			3.15				
	5.24	1.19			1195			3.07				

**BUY CHRISTMAS SEALS**



**FIGHT TUBERCULOSIS**

Footnotes for Page 21

- (b) Stops to let off paying passengers from Cheyenne and east.
  - (c) Stops to let off passengers from Portland, Spokane or beyond; also to take on paying passengers for Cheyenne and beyond.
  - (d) Stops only to let off passengers from Portland, Spokane or beyond.
  - (f) Stops only on signal.
  - (k) Stops to let off passengers from Pocatello and beyond; also to take on for west of Huntington.
- ① Conditional stop; see table 19.
- ② Conditional stop; see table 20.
- ③ Stops to take on paying passengers for McCammon, Pocatello and beyond.
- ④ Stops to take on paying passengers for Cheyenne and beyond.
- ⑤ Stops to let off paying passengers from Cheyenne and beyond; also to take for Spokane, Portland and beyond.
- ⑦ Stops to take on paying passengers for east of Green River.
- ⑧ For service between Denver and Cheyenne, see Table 30, page 28.

**COACH TRAVEL IS ONLY**

**2c A MILE**  
Still Less on Long Trips

ASK  
Union Pacific Agent  
about  
Further Reductions on  
ROUND TRIPS

**Explanation of Reference Marks:**

● The Portland Streamliner makes six trips each way between Chicago and Portland each month; leaves Chicago on the 3rd, 8th, 13th, 18th, 23rd, 28th; leaves

Portland on the 1st, 6th, 11th, 16th, 21st, 26th. See Table A, page 6, for sailing dates and time at each passenger stop on the schedule.

\* Daily. † Daily except Sunday. || Meals.

■ Through sleeping car daily to and from West Yellowstone during Yellowstone season June 17 to Sept. 13.

⊠ Connecting sleeping car service to and from West Yellowstone during Park Season June 17 to Sept. 13.

**BETWEEN CHICAGO, OMAHA AND SPOKANE, PORTLAND, TACOMA AND SEATTLE**

WESTBOUND—Read Down				M I L E S	Table No. 23 (Continued) The Overland Route Mountain Time	EASTBOUND—Read up				Footnotes for Page 22	
Motor Bus 3 Daily	Motor Bus 1 Daily	Pacific Limited 21 Daily	Portland Rose 17 Daily	The Streamliner No. 1	Elevation	The Streamliner No. 2	Portland 18 Daily	Pacific Limited 14 Daily	Motor Bus 2 Daily	Motor Bus 6 Daily	
9.40	12.48	5.24	f 1.19	1195	Ly Bliss 68	Idaho	Ar 3265	3.07	4.29	6.14	* Daily.    Meals.
10.07	1.13	f 5.93	0	1201	" Ticeska	"	Ar 3087	f 2.56	3.57	5.42	† Daily except Sunday.
10.17	1.25	6.10	2.05	1211	" King Hill	"	" 2532	f 2.43	3.47	5.32	● The Portland Streamliner makes six trips each way between Chicago and Portland each month; leaves Chicago on the 3rd, 8th, 13th, 18th, 23rd, 28th; leaves Portland on the 1st, 6th, 11th, 16th, 21st, 26th. See Table A, page 6, for sailing dates and time at each passenger stop on the schedule.
10.17	1.25	6.20	2.10	1218	Ar Glens Ferry	Snake River	" 2562	2.38	3.47	5.32	(d) See Tables 26, 80, 83.
10.34	1.42	f 6.32	0	1227	" Reverse	"	Ar 2562	2.30	3.30	5.15	(f) Stops only on signal.
11.09	2.17	7.07	2.58	1236	" Mountain Home	"	Ar 2544	1.52	3.00	4.45	(k) Stops to let off passengers from Pocatello or beyond; also to take on for west of Huntington.
11.24	2.32	k	0	1246	" Cleft	"	" 3089	1.52	2.40	4.25	(l) Train slows down.
		f 7.35	0	1257	" Sunnyside	"	" 3148	1.52	3.00	4.45	(m) Stops to let off passengers from Cheyenne and beyond; also to take on for Spokane and Portland or beyond.
		0	0	1263	Ar Orchard	"	" 3179	1.26	3.00	4.45	(n) Stops to let off paying passengers from east of Huntington, and to take for Portland or north of Umatilla.
		0	0	1267	Ar Orchard	"	" 3157	1.26	3.00	4.45	(o) Stops to take on paying passengers for Cheyenne or beyond.
		0	0	1279	" Owyhee	"	Ar 2971	1.26	3.00	4.45	(p) Stops to take on paying passengers for north of Umatilla.
		0	0	1281	" Mora	"	" 2775	1.26	3.00	4.45	(q) Stops to let off paying passengers from north of Umatilla.
		0	0	1291	" Kuna	"	" 2690	1.26	3.00	4.45	(r) Stops to let off paying passengers from Cheyenne or beyond.
		0	0	1301	Ar Nampa 73, 74 (To Payette Lake)	"	Ar 2489	1.26	3.00	4.45	(s) Stops to take on paying passengers for north of Umatilla.
		0	0	1267	Ar Orchard	"	" 3157	1.26	3.00	4.45	(t) Stops to take on paying passengers for north of Umatilla.
		0	0	1293	Ar Boise (Capital of Idaho)	"	Ar 2692	1.26	3.00	4.45	(u) Stops to let off paying passengers from north of Umatilla.
		0	0	1293	Ar Boise (Arrowrock Dam)	"	Ar 2692	1.26	3.00	4.45	(v) Stops to let off paying passengers from north of Umatilla.
		0	0	1301	" Meridian	"	" 2605	1.26	3.00	4.45	(w) Stops to let off paying passengers from north of Umatilla.
		0	0	1312	Ar Nampa 73	"	Ar 2489	1.26	3.00	4.45	(x) Stops to let off paying passengers from north of Umatilla.
		0	0	1312	Ar Nampa	"	Ar 2489	1.26	3.00	4.45	(y) Stops to let off paying passengers from north of Umatilla.
		0	0	1316	" Moss	"	Ar 2441	1.26	3.00	4.45	(z) Stops to let off paying passengers from north of Umatilla.
		0	0	1321	" Caldwell 75 (Boise River)	"	" 2375	1.26	3.00	4.45	(aa) Stops to let off paying passengers from north of Umatilla.
		0	0	1328	" Notus	"	" 2326	1.26	3.00	4.45	(ab) Stops to let off paying passengers from north of Umatilla.
		0	0	1336	" Parma	"	" 2231	1.26	3.00	4.45	(ac) Stops to let off paying passengers from north of Umatilla.
		0	0	1345	" Nyssa 76 (Snake River)	Ore.	" 2186	1.26	3.00	4.45	(ad) Stops to let off paying passengers from north of Umatilla.
		0	0	1347	" Arcadia	"	" 2178	1.26	3.00	4.45	(ae) Stops to let off paying passengers from north of Umatilla.
		0	0	1354	" Ontario 77 (Snake River)	"	" 2160	1.26	3.00	4.45	(af) Stops to let off paying passengers from north of Umatilla.
		0	0	1358	" Payette 78	Idaho	" 2154	1.26	3.00	4.45	(ag) Stops to let off paying passengers from north of Umatilla.
		0	0	1365	" Crystal	"	" 2131	1.26	3.00	4.45	(ah) Stops to let off paying passengers from north of Umatilla.
		0	0	1371	" Weiser 119	"	" 2121	1.26	3.00	4.45	(ai) Stops to let off paying passengers from north of Umatilla.
		0	0	1377	" Eaton	"	" 2111	1.26	3.00	4.45	(aj) Stops to let off paying passengers from north of Umatilla.
		0	0	1381	" Cobb	"	" 2097	1.26	3.00	4.45	(ak) Stops to let off paying passengers from north of Umatilla.
		0	0	1385	" Olds Ferry (Snake River)	"	" 2085	1.26	3.00	4.45	(al) Stops to let off paying passengers from north of Umatilla.
		0	0	1394	Ar Huntington 79 (Burnt River)	Ore.	" 2116	1.26	3.00	4.45	(am) Stops to let off paying passengers from north of Umatilla.
		0	0	1394	Ar Huntington (Pacific Time)	"	Ar 2116	1.26	3.00	4.45	(an) Stops to let off paying passengers from north of Umatilla.
		0	0	1406	" Weatherby	"	Ar 2405	1.26	3.00	4.45	(ao) Stops to let off paying passengers from north of Umatilla.
		0	0	1415	" Durkee (Burnt River)	"	" 2657	1.26	3.00	4.45	(ap) Stops to let off paying passengers from north of Umatilla.
		0	0	1428	" Pleasant Valley	"	" 3746	1.26	3.00	4.45	(aq) Stops to let off paying passengers from north of Umatilla.
		0	0	1442	" Baker 115 (To Sumpter Valley)	"	" 3438	1.26	3.00	4.45	(ar) Stops to let off paying passengers from north of Umatilla.
		0	0	1452	" Haines (Blue Mountains)	"	" 3336	1.26	3.00	4.45	(as) Stops to let off paying passengers from north of Umatilla.
		0	0	1462	" North Powder (Powder River Valley)	"	" 3251	1.26	3.00	4.45	(at) Stops to let off paying passengers from north of Umatilla.
		0	0	1471	" Telocaset	"	" 3449	1.26	3.00	4.45	(au) Stops to let off paying passengers from north of Umatilla.
		0	0	1481	" Union Jct. (Grande Ronde Valley)	"	" 2718	1.26	3.00	4.45	(av) Stops to let off paying passengers from north of Umatilla.
		0	0	1485	" Hot Lake (Hot Springs and Sanatorium)	"	" 2708	1.26	3.00	4.45	(aw) Stops to let off paying passengers from north of Umatilla.
		0	0	1494	" La Grande 84 (To Wallowa Lake)	"	" 2788	1.26	3.00	4.45	(ax) Stops to let off paying passengers from north of Umatilla.
		0	0	1502	" Hilgard (Grande Ronde River)	"	" 3008	1.26	3.00	4.45	(ay) Stops to let off paying passengers from north of Umatilla.
		0	0	1513	" Kamela	"	" 4205	1.26	3.00	4.45	(az) Stops to let off paying passengers from north of Umatilla.
		0	0	1519	" Meacham	Blue Mountains	" 3680	1.26	3.00	4.45	(ba) Stops to let off paying passengers from north of Umatilla.
		0	0	1526	" Huron	"	" 2915	1.26	3.00	4.45	(bb) Stops to let off paying passengers from north of Umatilla.
		0	0	1536	" Duncan	"	" 2306	1.26	3.00	4.45	(bc) Stops to let off paying passengers from north of Umatilla.
		0	0	1547	" Gibbon (Umatilla River)	"	" 1749	1.26	3.00	4.45	(bd) Stops to let off paying passengers from north of Umatilla.
		0	0	1557	" Cayuse (Indian Reservation)	"	" 1414	1.26	3.00	4.45	(be) Stops to let off paying passengers from north of Umatilla.
		0	0	1568	Ar Pendleton 83 (Umatilla River)	"	Ar 1069	1.26	3.00	4.45	(bf) Stops to let off paying passengers from north of Umatilla.
		0	0	252	Ar Walla Walla 81	Wash.	Ar 906	1.26	3.00	4.45	(bg) Stops to let off paying passengers from north of Umatilla.
		0	0	257	Ar Spokane (d)	"	Ar 1895	1.26	3.00	4.45	(bh) Stops to let off paying passengers from north of Umatilla.
		0	0	1568	Ar Pendleton (Scene of Annual "Roundup")	Ore.	Ar 1069	1.26	3.00	4.45	(bi) Stops to let off paying passengers from north of Umatilla.
		0	0	1572	" Rieth	"	Ar 974	1.26	3.00	4.45	(bj) Stops to let off paying passengers from north of Umatilla.
		0	0	1585	" Nolin	"	" 737	1.26	3.00	4.45	(bk) Stops to let off paying passengers from north of Umatilla.
		0	0	1592	" Echo	"	" 641	1.26	3.00	4.45	(bl) Stops to let off paying passengers from north of Umatilla.
		0	0	1595	" Stanfield	"	" 593	1.26	3.00	4.45	(bm) Stops to let off paying passengers from north of Umatilla.
		0	0	1600	" Hinkle	"	" 610	1.26	3.00	4.45	(bn) Stops to let off paying passengers from north of Umatilla.
		0	0	1604	" Hermiston (Umatilla River)	"	" 459	1.26	3.00	4.45	(bo) Stops to let off paying passengers from north of Umatilla.
		0	0	1610	Ar Umatilla 80, 81 (Columbia River)	"	Ar 296	1.26	3.00	4.45	(bp) Stops to let off paying passengers from north of Umatilla.
		0	0	185	Ar Spokane (d)	"	Ar 1895	1.26	3.00	4.45	(bq) Stops to let off paying passengers from north of Umatilla.
		0	0	1610	Ar Spokane (d)	"	Ar 1895	1.26	3.00	4.45	(br) Stops to let off paying passengers from north of Umatilla.
		0	0	1610	Ar Umatilla 82, 83	"	Ar 296	1.26	3.00	4.45	(bs) Stops to let off paying passengers from north of Umatilla.
		0	0	1603	" Westland	"	Ar 577	1.26	3.00	4.45	(bt) Stops to let off paying passengers from north of Umatilla.
		0	0	1620	" Boardman (Columbia River)	"	Ar 252	1.26	3.00	4.45	(bu) Stops to let off paying passengers from north of Umatilla.
		0	0	1635	" Heppner Jct. 84	"	" 239	1.26	3.00	4.45	(bv) Stops to let off paying passengers from north of Umatilla.
		0	0	1646	" Arlington 94, 95	"	" 225	1.26	3.00	4.45	(bw) Stops to let off paying passengers from north of Umatilla.
		0	0	1674	" Rufus	"	" 174	1.26	3.00	4.45	(bx) Stops to let off paying passengers from north of Umatilla.
		0	0	1677	" Grant	"	" 170	1.26	3.00	4.45	(by) Stops to let off paying passengers from north of Umatilla.
		0	0	1680	" Biggs 96	"	" 166	1.26	3.00	4.45	(bz) Stops to let off paying passengers from north of Umatilla.
		0	0	1682	" Ainsworth (Deschutes River)	"	" 159	1.26	3.00	4.45	(ca) Stops to let off paying passengers from north of Umatilla.
		0	0	1687	" Cello (Celilo Falls and Canal)	"	" 98	1.26	3.00	4.45	(cb) Stops to let off paying passengers from north of Umatilla.
		0	0	1700	" The Dalles (Mt. Hood to south)	"	Ar 98	1.26	3.00	4.45	(cc) Stops to let off paying passengers from north of Umatilla.
		0	0	1700	" The Dalles (Columbia River Gorge)	"	Ar 100	1.26	3.00	4.45	(cd) Stops to let off paying passengers from north of Umatilla.
		0	0	1721	" Hood River (Mt. Adams, no.)	"	" 97	1.26	3.00	4.45	(ce) Stops to let off paying passengers from north of Umatilla.
		0	0	1734	" Wyeth	"	" 101	1.26	3.00	4.45	(cf) Stops to let off paying passengers from north of Umatilla.
		0	0	1741	" Cascade Locks	"	" 51	1.26	3.00	4.45	(cg) Stops to let off paying passengers from north of Umatilla.
		0	0	1745	" Bonnevill (Bonneville Dam)	Columbia River Highway	" 44	1.26	3.00	4.45	(ch) Stops to let off paying passengers from north of Umatilla.
		0	0	1752	" Oneonta (Oneonta Gorge)	"	" 42	1.26	3.00	4.45	(ci) Stops to let off paying passengers from north of Umatilla.
		0	0	1754	" Multnomah Falls	"	" 43	1.26	3.00	4.45	(cj) Stops to let off paying passengers from north of Umatilla.
		0	0	1757	" Bridal Veil (Bridal Veil Falls)	"	" 43	1.26	3.00	4.45	(ck) Stops to let off paying passengers from north of Umatilla.
		0	0	1761	" Rooster Rock (Latourell Falls)	"	" 51	1.26	3.00	4.45	(cl) Stops to let off paying passengers from north of Umatilla.
		0	0	1768	" Troutdale (Mt. St. Helens, no.)	"	" 43	1.26	3.00	4.45	(cm) Stops to let off paying passengers from north of Umatilla.
		0	0	1784	Ar Portland	"	Ar 29	1.26	3.00	4.45	(cn) Stops to let off paying passengers from north of Umatilla.

Continued on following page.

For equipment, see pages 10 to 13, inclusive.

**BETWEEN PORTLAND, TACOMA AND SEATTLE**

All tickets over these lines are interchangeable and will be good on any train

**Table No. 23**  
(Continued)  
**The Overland Route**  
*Pacific Time*

401 Daily Union Station	459 Daily Union Station	551 Daily Union Station	Miles		Elevation	562 Daily Union Station	458 Daily Union Station	402 Daily Union Station
11.30	4.20	8.35	0.0	lv		29	h 9.20	6.30
		8.56	7.3	"		47	f 1.55	f 6.05
12.06	4.45	9.00	14.5	lv		47	f 1.45	8.51
		9.09	17.2	"		41	f 1.36	6.00
			17.5	"		41	f	f
12.33		8.24	23.0	"		39	f 1.22	5.20
12.44		9.34	28.4	"		32	f 1.12	5.07
1.04	⊙	9.48	37.5	"		21	12.56	⊙
			42.0	"		29	f	f
	m	m	48.4	"		27	m	m
1.28	5.36	10.06	47.7	"		29	12.36	7.55
f 1.34		f 10.12	51.4	"		41	f 12.29	f 4.26
1.47		10.22	52.6	"		59	12.17	4.03
		64.6	64.6	"		142	11.59	3.45
f 2.08		10.40	67.2	"		306	11.49	⊙
2.23	⊙	10.52	73.7	"		441	f	
			76.8	"		441	f	
f 2.40		11.04	80.0	"		441	f	3.21
3.00	6.36	11.17	87.1	"		189	11.26	6.56
3.10	6.46	11.26	90.8	lv		188	11.15	6.46
3.20	6.51	11.31	90.8	lv		188	11.10	6.41
f 3.32		f 11.43	98.1	"		255	10.58	f 2.24
3.38	Via	11.49	101.8	"		288	Via	2.16
	Prairie	12.02	109.8	"		219	Prairie	f 1.58
f 4.11	Line	12.20	120.3	"		85	Line	f 1.41
Y		139.0	144.7	"		13		
4.27	Via	12.34	129.1	"		15	Via	
f 4.40	Prairie	1.04	135.0	"		15	Prairie	1.00
5.05	Line	1.04	144.7	lv		13	Line	5.30
5.25	8.10	1.09	144.7	lv		13		5.25
5.41		1.26	152.6	"		50		12.24
5.47	b	o	154.4	"		56	j	j
6.02	b	o	161.5	"		72	s	a
6.13	b	o	166.5	"		73	s	a
		2.20	183.4	lv		43	v	q
6.45	9.20	183.4	lv			15		4.20
				lv		15		11.30

**CHICAGO—OMAHA—DENVER—SPOKANE**  
(via PENDLETON)

**Table No. 25**  
(Central Time)

121-21- Bus 68 Daily	17-112- 12 Daily	Mls.		Elevation	11-111- 18 Daily	77-14 Daily
10.30	11.15	0			590	8.50
11.00	10.15	488			1033	8.45
						9.25
	7.30	0			480	8.30
	8.05	414			1033	8.30
11.40	10.40	0			1033	8.15
11.20	8.05	507			6060	8.45
8.00	5.45				5188	10.30
11.10	⊙				6060	⊙
						9.10
11.50	8.20	507			6060	8.25
8.00	4.00	814			6083	12.30
2.25	10.20	1058			4463	6.15
8.20	4.10	1293			2692	12.50
10.15	6.10	1934			2116	10.05
3.30	11.40	1568			1069	3.30
▲ 6.45		47			1069	3.25
▲ 1000		176			906	1.50
▲ 1159		252			1895	▲ 1030 7.25
	12.13	0			1069	3.20
	f 12.50	24			641	f 2.46
	f 12.57	27			593	f 2.39
	f 1.15	36			459	f 2.25
	1.30	42			296	2.15
	2.10	42			296	2.10
	2.50	70				1.25
	3.10	70				1.07
	4.20	123				11.59
	⊙	145				⊙
	5.31	166				11.00
	6.26	210				10.11
	7.00	227				9.45

**CHICAGO AND ST. LOUIS TO BUTTE**  
(via POCATELLO)

**Table No. 24**  
(Central Time)

17-31 Daily	21-29 Daily	Mls.		Elevation	32-14 Daily	30-18 Daily
11.15	10.30	0			590	9.25
10.40	11.40	488			1033	9.00
8.05	11.20	995			6060	9.15
						8.45
2.00	9.10	0			480	7.30
10.00	5.30	278			748	4.30
5.45	8.00	918			5188	11.35
⊙	11.10	1024			6060	9.10
8.20	11.50	5			6060	8.50
9.50	2.00	551			4463	6.30
						6.45
1.20	2.15	0			4463	2.00
1.39	2.33	12			4447	f 1.33
1.58	2.50	24			4500	f 1.14
f 2.05	f 3.00	30			4543	f 5.28
2.12	f 3.07	35			4568	f 12.53
2.24	3.15	42			4627	12.45
2.45	3.40	51			4708	12.30
f 2.53	f 3.54	57			4745	f 12.01
f 3.00	f 4.00	63			4770	f 11.55
3.08	4.08	68			4775	11.49
3.26	4.26	83			4802	11.30
3.36	f 4.31	89			4816	11.22
3.55	4.55	101			5149	11.08
4.23	5.23	114			5883	10.46
f 4.47	f 5.47	124			6512	10.26
4.57	6.03	131			6798	f 10.17
5.25	6.30	146			6258	9.55
5.35	6.40	146			6258	9.45
5.47	6.55	154			6014	f 9.30
f 5.54	f 7.01	160			5819	f 9.21
f 6.05	f 7.12	169			5595	f 9.09
6.12	7.20	173			5495	9.02
f 6.22	f 7.29	179			5388	f 8.50
6.47	7.50	194			5096	8.28
f 6.58	f 7.58	200			5164	f 8.16
f 7.08	f 8.06	206			5427	f 8.08
f 7.30	f 8.28	218			5050	f 7.49
f 7.40	f 8.40	225			5183	7.40
f 7.50	f 8.51	231			5294	f 7.29
8.02	9.02	236			5397	7.19
f 8.16	f 9.08	241			5575	f 7.12
f 8.29	f 9.21	247			5814	f 7.03
f 8.42	f 9.32	251			5519	f 6.54
9.00	9.45	256			5338	6.45
9.15	10.00	263			5490	6.30

**PORTLAND—SPOKANE**  
(via UMATILLA)

**Table No. 26**  
(Pacific Time)

The Spokane 12 Daily	Mls.		The Spokane 11-17 Daily
9.30	0		7.35
⊙	16		⊙
⊙	22		⊙
⊙	26		⊙
⊙	30		⊙
⊙	31		⊙
⊙	39		⊙
⊙	43		⊙
⊙	50		⊙
11.05	63		5.40
⊙	69		⊙
11.40	84		5.05
11.45	84		4.40
⊙	96		⊙
⊙	102		⊙
⊙	104		⊙
⊙	107		⊙
⊙	109		⊙
12.49	138		3.26
f 1.21	164		⊙
1.55	183		2.25
2.10	183		2.10
2.50	211		1.25
3.10	211		1.07
⊙	213		⊙
⊙	220		⊙
⊙	226		⊙
⊙	230		⊙
⊙	233		⊙
⊙	250		⊙
⊙	257		⊙
4.20	264		11.59
⊙	285		⊙
⊙	293		⊙
5.31	307		11.00
6.26	351		10.11
7.00	368		9.45

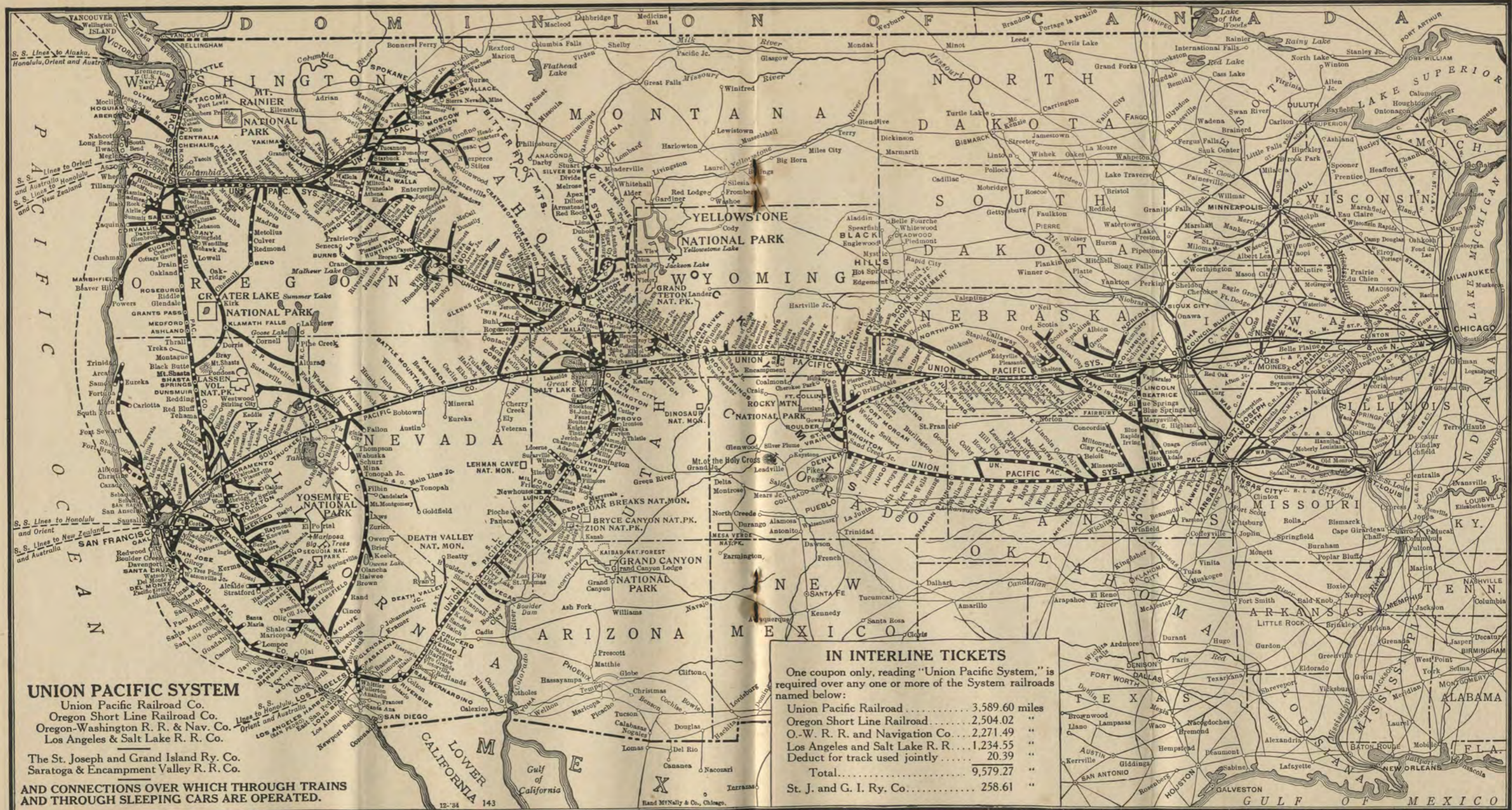
FOOTNOTES FOR PAGE 23

- ① Stops on flag to take on or let off paying passengers to or from points where train is scheduled to stop.
- ② Runs via Borie Cut-off, see table 30.
- ③ Train will stop for paying passengers.
- ④ Stops to take on paying passengers for north of Umatilla.
- ⑤ Stops to let off paying passengers from north of Umatilla.
- ⑥ Stops to let off paying passengers from points west of Ayer.
- ⑦ Stops to let off paying passengers from points east of Ayer.
- (a) Stops to take paying passengers for south of Tacoma, and to let off paying passengers from points north of Seattle.
- (b) Stops to let off paying passengers from south of Tacoma and to take for points beyond Seattle.
- (f) Stops on signal. ▲ Motor Bus.
- (h) No. 18 holds 30 minutes at Portland for connection with No. 458.
- (i) Via North Puyallup, not via Puyallup.
- (j) Via Puyallup, not via North Puyallup.
- (m) Via Kelso, not via Longview.
- ⑧ Stops to let off paying passengers from Tacoma and beyond, and to take for Seattle and beyond.
- ⑨ Stops to take on paying passengers for Tacoma and beyond.
- (s) Stops to take on paying passengers for points south of Tacoma and to let off passengers from Seattle.
- (v) Stops to take on paying passengers for points south of Tacoma.
- Bus service between Kelso and Longview every 15 minutes; distance about 1½ miles. Tickets to Longview honored to Kelso or vice versa.

For through service from Spokane, Seattle, Tacoma and Portland to San Francisco and Los Angeles, see Table 15. Equipment is shown on Pages 10 and 13.

Figures opposite junction points refer to numbers of time tables showing diverging trains.  
Time from 12.01 midnight to 12.00 noon shown in light face type; time from 12.01 noon to 12.00 midnight shown in heavy face type.





**UNION PACIFIC SYSTEM**  
 Union Pacific Railroad Co.  
 Oregon Short Line Railroad Co.  
 Oregon-Washington R. R. & Nav. Co.  
 Los Angeles & Salt Lake R. R. Co.

The St. Joseph and Grand Island Ry. Co.  
 Saratoga & Encampment Valley R. R. Co.

AND CONNECTIONS OVER WHICH THROUGH TRAINS  
 AND THROUGH SLEEPING CARS ARE OPERATED.

**IN INTERLINE TICKETS**

One coupon only, reading "Union Pacific System," is required over any one or more of the System railroads named below:

Union Pacific Railroad	3,589.60 miles
Oregon Short Line Railroad	2,504.02 "
O. W. R. R. and Navigation Co.	2,271.49 "
Los Angeles and Salt Lake R. R.	1,234.55 "
Deduct for track used jointly	20.39 "
<b>Total</b>	<b>9,579.27 "</b>
St. J. and G. I. Ry. Co.	258.61 "

BETWEEN CHICAGO, OMAHA AND DENVER

WESTBOUND—Read Down

EASTBOUND—Read Up

Table No. 28 The Overland Route Central Time C. & N. W.

Main schedule table with columns for Motor Bus, Mtn. Blue-bird, The Columbine, and various station names like Chicago, Council Bluffs, Omaha, etc.

Save the Forests! The United States Timber Reserves are National Assets of Incalculable Value.



Dream Lake and Hallet Peak, Rocky Mountain National Park.

Travel by Union Pacific

Make the most of your time. See more in less time and in greater comfort. Add days of enjoyment to your vacation or business trips.

Train travel is clean, restful and speedy. Go via

Union Pacific

ASK ABOUT LOW COST MEALS served to COACH and TOURIST CAR PASSENGERS on Union Pacific Breakfast... Luncheon... Dinner...

Mileage shown on mile posts is from Council Bluffs. For explanation see paragraph 2 under General Information, page 2.

Union Pacific Stages Motor Bus operating over public highway. See last section General Information, page 2, for optional rail-motor bus ticketing arrangement.

No local bus passengers carried between Sterling and Denver.

No local bus passengers carried between Greeley and Denver.

Where no time is shown, trains do not stop, except as indicated by reference marks.

Time from 12.01 midnight to 12.00 noon shown in light face type; time from 12.01 noon to 12.00 midnight shown in heavy face type.

Summary table for Motor, Mixed, and Dent services with times like 10.31, 5.50, 9.22, 8.40.

\* Daily, † Daily except Sunday, ‡ Meals. (a) Stops to take on paying passengers for scheduled stopping points west of Julesburg. (b) Stops to take on paying passengers for scheduled stopping points west of Julesburg, and for the North Platte and Cut-off branches. (c) Stops to let off paying passengers from points in Colorado west of Julesburg. (f) Stops only on signal. (k) Service in effect during Park season, about June 1 to September 30. (a) Stops to let off paying passengers from Sterling and beyond. (\*) In addition to U. P. train service, Yellow Cab Co. operates by appointment between La Salle and Greeley, meeting all trains at 75c per person, minimum of \$1.00 for only one person. Make advance arrangements with La Salle agent. (1) Stops to let off paying passengers from Granter and beyond. See table No. 30. (2) Stops to let off paying passengers from La Salle and beyond; also to take paying passengers from Sterling and beyond. (3) Stops to let off paying passengers from Sterling or regular stops east; also to take paying passengers for La Salle and beyond. (4) Stops to let off paying passengers from Laramie and beyond. (5) Stops to take on paying passengers for North Platte and east. (6) Stops to let off paying passengers from North Platte and beyond.

BETWEEN ST. LOUIS, KANSAS CITY, TOPEKA, SALINA AND DENVER

WESTBOUND—Read Down

EASTBOUND—Read Up

Table No. 29 The Overland Route. Central Time. Table with columns for Motor Bus 207, Local Passenger, The Streamliner, Denver Limited, Pacific Limited, Miles, Station Name, Elevation, and various bus types (Pacific Limited, Denver Limited, etc.) with their respective times.

BUY CHRISTMAS SEALS



FIGHT TUBERCULOSIS

FOOTNOTES FOR PAGE 27

- \*Daily. //Meals.
Mixed passenger.
†Daily except Sunday.
(a)Stops to take paying passengers for Denver and west.
(b)Stops to take paying passengers for Topeka and for regular stops west thereof.
(c)No local bus passengers carried between Topeka and Salina.
(f)Stops on signal.
①Stops to take or let off paying passengers to or from regular or flag stops.
②Stops to let off paying passengers from Denver.
③Stops to let off paying passengers from west of Denver.
④Stops to take paying passengers for Kansas City.
⑤Stops to let off paying passengers from Ellis and west and to take on for Leavenworth and Kansas City.
⑥Stops to take on sleeping car passengers for points beyond Granger.
⑦Streamliners Nos. 99 and 100 stop at St. Mary to let off or take on paying passengers from or to regular or flag stops.
⑧Stops to let off paying passengers from west of Ellis, and to take for Salina and regular stops east thereof.
⑨Stops to let off paying passengers from Kansas City and to take on for Denver and west.
⑩Stops to take on paying passengers for east of Salina; also to let off paying passengers from Denver and beyond.

Continued on following page

Read Up

Union Pacific Stages Motor Bus operated over public highway. See last section General Information, page 2, for optional rail-motor bus ticketing arrangement. Time from 12.01 midnight to 12.00 noon shown in light face type; time from 12.01 noon to 12.00 midnight shown in heavy face type.

For equipment, see pages 10 to 13, inclusive.

BETWEEN ST. LOUIS, KANSAS CITY AND DENVER — Continued

WESTBOUND—Read Down					EASTBOUND—Read Up				
Motor Bus 207	Mixed 333 Daily	101 Daily	21 Daily		114 Daily	22 Daily	Mixed 370 Daily	Motor Bus 206	
*1.35	12.02	8.58	⑨	463	3.39	f 8.01	12.50	*7.23	
1.48	f12.20	f9.11	⑨	474		②	f12.20	7.11	
			⑨	482		②		f	
2.13	12.43	9.30	⑨	488	3.10	②	11.55	6.46	
2.21			⑨	494		②		6.38	
2.31	f1.00	f9.45	⑨	500		②	f11.25	6.28	
2.42	f1.10	f9.53	⑨	508		②	f11.10	6.17	
2.54	f1.23	f10.03	⑨	518		②	f10.53	6.04	
3.06			⑨	527		②	f10.38	5.52	
3.18	2.10	10.30	⑨	536	2.15	6.41	10.25	5.40	
3.30			⑨	548		②	f9.45	5.28	
3.50	2.38	10.55	⑨	551	1.51	6.17	9.39	⑤2.20	
4.00	f2.52		⑨	557		②	f9.22	4.42	
	f3.04		⑨	563		②	f9.12		
4.14	f3.13		⑨	567		②		4.26	
4.22	f3.25	f11.26	⑨	572		②	f8.50	4.18	
4.38	f3.50	f11.42	⑨	584		②	8.22	4.00	
4.48			⑨	590		②		3.52	
4.58	f4.14	f11.56	⑨	597		②	f7.56	3.42	
5.07	f4.29	f12.04	⑨	603		②	f7.44	3.32	
5.17	f4.45	f12.16	⑨	609		②	f7.32	3.21	
			⑨	614		②			
5.33	f5.02	f12.34	⑨	618		②	f7.13	3.05	
			⑨	631		②			
*6.10	5.55	1.15	7.30	640	Ar	Denver 28	⑤6.30	*2.30	

Table No. 29  
(Continued)  
Mountain Time

**LOW COST MEALS**  
for  
**Coach and Tourist Car Passengers**  
on most  
**UNION PACIFIC TRAINS**  
BREAKFAST.....25¢  
LUNCH.....30¢  
DINNER.....35¢

FOOTNOTES FOR  
PAGE 28

Note A.—See tables 23 and 25 for detail schedules to Portland, Seattle and Spokane.

Note B.—See table 22 for detail schedules to San Francisco.

Note C.—See table 21 for detail schedules to Los Angeles.

Motor Bus. See last section General Information, page 2, for optional rail-motor bus ticketing arrangement.

Motor train. Daily.  
No. 557 holds at Carr for connection with No. 127.

For complete schedules of all connecting service between Cheyenne and points west, see following tables: Between Cheyenne and Ogden, see tables 19 and 20; between Ogden and Los Angeles, see table 21; between Ogden and San Francisco, see table 22; between Green River and Portland, see table 23.

- Mixed passenger train.
- Stops to let off paying passengers from scheduled stopping points in Colorado.
- Stops to let off paying passengers from Denver or beyond.
- Stops to let off paying passengers from Laramie or beyond.
- Stops to let off paying passengers from Cheyenne and beyond.
- Stops to let off paying passengers from Granger and beyond.
- Leaves from 36th street station.
- Stops to take on sleeping car passengers for stations beyond Granger.
- Stops to let off paying passengers from Lyndyl and beyond and to take for Cheyenne and beyond.
- No passengers carried locally between Denver and Greeley.
- Stops to take on paying passengers for points west and north of Pocatello.
- Stops only on signal.
- Stops to let off paying passengers from Cheyenne and beyond, and to take for points beyond Salt Lake City at which train is scheduled to stop.

Time from 12:01 midnight to 12:00 noon shown in light face type.

Time from 12:01 noon to 12:00 midnight shown in heavy face type.

Figures opposite junction points refer to numbers of time tables showing diverging trains.

BETWEEN DENVER, CHEYENNE AND SALT LAKE CITY

WESTBOUND—Read Down					EASTBOUND—Read Up								
Motor Bus 3 Daily	Motor Bus 1 Daily	557-319 Daily	127 Daily	21 Daily	M L S	Elevation	14-114 Daily	118 Daily	Mixed 334 Daily	Motor 558 Daily	Motor Bus 6 Daily	Motor Bus 4 Daily	
c7.00	c10.00		4.20	5.45	8.00	0	11.35	10.30	7.25	10.20	c7.45	c2.00	
7.26	10.26		14.44		14	Ar	5036	⑨	⑨	f9.43	7.19	1.34	
7.35	10.35		4.51		8.27	19	4979	⑨	⑨	9.32	7.10	1.25	
7.47	10.47		5.00		8.36	26	4906	⑨	⑨	9.20	6.58	1.13	
8.02	11.02		5.14		8.48	35	4817	⑨	⑨	Table 53	6.43	12.58	
8.11	11.11		5.21		8.54	40	4752	⑨	⑨	f8.54	6.34	12.49	
8.20	11.20		5.40	6.34	9.10	46	4681	10.31	9.22	5.50	6.25	12.40	
8.24	11.24		5.50		9.15	48	4649	⑨	⑨	f8.28	6.21	12.36	
c8.50	c11.30		6.01	6.43	9.25	52	4648	10.19	9.07	5.25	c5.15	c12.30	
8.39	11.39		6.08		9.33	56	4747	⑨	⑨	f8.09	6.06	12.21	
8.44	11.44		6.15		9.42	59	4831	⑨	⑨	5.11	6.01	12.16	
8.51	11.51		6.21		9.49	63	4935	⑨	⑨	5.04	5.54	12.09	
8.58	11.58		6.28		9.57	67	5032	⑨	⑨	f7.51	5.47	12.02	
9.06	12.06		6.37		f10.06	72	5185	⑨	⑨	f7.45	5.39	11.54	
			*7.25	*7.25	f10.29	86	5702	⑨	⑨	7.28			
			8.00		98	98	6361	⑨	⑨	f7.13			
10.00	1.00	*8.20	Runs Via Borie	11.10	106	Ar	6060	9.10	Runs Via Borie	4.00	7.00	4.45	11.00
10.30	1.45	⑩10.15	11.10	11.50	106	Ar	6060	8.50			4.30	10.30	
			9.05	1.25	115	Ar	6562				2.59	8.59	
12.16	3.30	12.55	1.30	1.32	162	Ar	7151	7.10	6.40		2.54	8.29	
12.16	3.40	1.58	1.30		202	Ar	7151	7.03	6.17		1.53	7.28	
1.11	4.35	2.30	1.30		202	Ar	6910	f6.08			1.24	6.58	
1.41	5.05	3.39	2.43	2.19	219	Ar	6564	f5.40			12.55	6.27	
2.11	5.35	4.30	3.16	2.39	239	Ar	6775	5.04			11.50	5.20	
3.38	⑦12	6.20	4.22	2.79	279	Ar	5747	4.05	3.42		10.20	4.00	
4.38	8.12	f7.40	f5.15	3.20	320	Ar	6709	f3.02			8.30	2.10	
⑦7.00	10.24	10.15	6.53	2.98	298	Ar	6263	1.25	1.14		7.40	1.35	
7.25	10.49	11.00	7.25	7.40	413	Ar	6083	1.02	12.50		2.45	8.30	
			2.25										
7.25	10.49	11.45	2.35	7.40	413	Ar	6083	12.47	12.35		7.40	1.35	
10.25	1.39	3.10	4.40	10.05	513	Ar	6745	10.37	10.34		4.50	10.45	
⑩12.50	3.44	⑩6.20	6.30	11.55	589	Ar	4298	8.30	8.35		2.45	8.30	
12.55	3.55		6.45	12.25	589	Ar	4298	7.40	8.20		2.04	8.19	
2.00	5.00		7.35	1.15	625	Ar	4251	6.45	7.30		1.00	7.15	

BETWEEN OGDEN AND SALT LAKE CITY

SOUTHBOUND, Read Down						NORTHBOUND, Read Up									
30	19	42	7	127	32	21	Mis.	14	31	53	8	118	29	41	
*10.35	*7.25	*11.20	*8.35	*6.45	*6.20	*12.25	0	Ar	*7.40	*8.50	*6.50	*7.20	*8.20	*9.35	*12.15
10.46	7.47	f11.31	m		f8.30	m	6	Ar	a	f8.31	f6.27	a		f9.20	f11.58
10.51	7.47	f11.36	m		f8.35	m	10	Ar	a	f8.25	f6.21	a		d	f11.53
10.56	7.54	f11.42	m		f8.40	m	15	Ar	a	f8.19	f6.14	a		d	f11.48
10.59	7.58	f11.46	m		f8.43	m	17	Ar	a	f8.15	f6.10	a		d	f11.45
11.04	8.06	f11.53	m		f8.48	m	21	Ar	a	f8.09	f6.03	a		d	f11.40
11.09	8.13	f11.58	m		f8.55	m	26	Ar	a	f8.02	f5.56	a		d	f11.35
11.11	8.17	f12.02	m		f8.58	m	28	Ar	a	f7.59	f5.53	a		d	f11.33
	8.23	f12.06	m		f8.58	m	31	Ar	a	f7.55	f5.48	a		d	f11.30
*11.30	*8.40	*12.20	*9.30	*7.35	*7.10	*1.15	36	Ar	*6.45	*7.45	*5.30	*6.30	*7.30	*8.30	*11.20

For equipment, see pages 10 to 13, inclusive.

## BETWEEN SALT LAKE CITY, OGDEN, POCATELLO, WEST YELLOWSTONE AND BUTTE

Read Down WESTBOUND					MILES	Table No. <b>32</b> The Overland Route For other trains between Salt Lake and Ogdén see Table No. 31. <i>Mountain Time</i>											EASTBOUND Read Up				
Motor Bus 89 Daily	Motor Bus 81 Daily	Yellow-stone Special 29-45 Daily	Yellow-stone Express 41-35 Daily	North-west Express 41-33-33 Daily	Butte Express 31 Daily	Butte Special 29 Daily		Eleva-tion	Butte-Salt Lake Express 32 Daily	Salt Lake Special 30 Daily	Utah Express 556-42 Daily	Yellow-stone Special 46-32 Daily	Yellow-stone Express 36-30 Daily	Motor Bus 84 Daily	Motor Bus 88 Daily						
12.30	7.00	*8.30	11.20	11.20	7.45	8.30	0	Ar	4251	7.10	11.30	12.20	7.10	11.30	9.30	6.30					
1.30	8.00	9.25	12.15	12.15	8.50	9.35	36	Lv	4298	6.20	10.35	11.20	6.20	10.35	8.30	5.30					
1.35	8.05	9.50	12.40	12.40	9.05	10.00	0	Lv	4298	6.10	10.25	11.10	6.10	10.25	8.00	5.20					
See Note ①	See Note ①		12.57	12.57	f 9.20		5	Lv	4289						See Note ①	See Note ①					
			11.04	11.04	f 9.05		14	Lv	4274	f 5.52		10.50	f 5.52	10.08							
					f 9.27		9	Lv	4265	f 5.46		10.44	f 5.46	10.01							
					f 9.31		21	Lv	4274	f 5.42		10.40	f 5.42	9.56							
2.10	8.40	10.29	1.25	1.25	f 9.43	10.35	17	Lv	4306	5.37	9.50	10.35	5.37	9.50	7.13	4.40					
					f 9.50		25	Lv			9.38	10.24	f 9.38								
			11.39	11.39	f 9.59		30	Lv	4266	f 5.22	9.32	10.18	f 5.22	9.32							
		p- 11.47			f 1.47	11.01	36	Lv	4324	f 5.15	9.26	10.11	f 5.15	9.26							
		11.54			f 1.54	10.16	40	Lv	4416	f 5.09	9.21	10.06	f 5.09	9.21							
		12.01			f 2.01	10.21	45	Lv	f 5.03	9.15	10.00	f 5.03	9.15								
For Complete Motor Bus Service See Union Pacific Stages Time Table Folder		11.20	2.25	2.25	2.25	10.40	45	Lv	4445	4.48	9.00	9.45	4.48	9.00							
		11.36	2.27	2.27	f 2.37	10.50	57	Lv	4461	f 4.30	8.40	9.27	f 4.30	8.40							
			12.37	12.37	f 2.43	10.56	61	Lv	4481	f 4.25	8.36	9.22	f 4.25	8.36							
			12.43	12.43	f 2.47	10.59	62	Lv	4522	f 4.22		9.20	f 4.22								
			12.47	12.47	f 2.52	11.07	65	Lv	4605	f 4.17	8.30	9.17	f 4.17	8.30							
		11.53	13.04	13.04	f 3.04	11.18	71	Lv	4746	f 4.08	8.21	9.08	f 4.08	8.21							
			13.12	13.12	f 3.12	11.24	75	Lv	4747	f 4.02	8.16	9.03	f 4.02	8.16							
			13.18	13.18	f 3.18	11.28	78	Lv	4747	f 3.58	8.12	8.58	f 3.58	8.12							
			13.24	13.24	f 3.24	11.32	81	Lv	4748	f 3.54	8.08	8.56	f 3.54	8.08							
			13.31	13.31	f 3.31	11.38	84	Lv	4779	f 3.49	8.03	8.52	f 3.49	8.03							
			13.42	13.42	f 3.42	11.45	90	Lv	4854	f 3.42	7.57	8.45	f 3.42	7.57							
4.50	11.35	12.26	3.55	3.55	f 3.55	11.54	95	Lv	4854	3.35	7.50	8.39	3.35	7.50	4.35	2.00					
		14.06			f 4.06	12.01	100	Lv	4795	f 3.28	7.42	8.31	f 3.28	7.42							
5.08	11.53	12.41	4.16	4.16	4.16	12.08	105	Lv	4735	f 3.21	7.36	8.25	f 3.21	7.36	4.10	1.45					
5.22	12.07	12.55	4.30	4.30	4.30	12.20	111	Lv	4751	3.10	7.25	8.15	3.10	7.25	4.00	1.35					
5.22	12.07	1.00	4.35	4.35	4.35	12.25	111	Lv	Ar	4751	3.05	7.20	8.10	3.05	7.20	4.00	1.35				
6.15	12.55	1.35	5.15	5.15	5.15	1.00	134	Lv	Ar	4463	2.35	6.50	7.40	Daily	3.05	7.20	4.00	1.35			
7.00	1.30	2.15	9.40	10.30	6.20	1.20	134	Lv	Ar	4463	2.35	6.50	7.40	Daily	3.05	7.20	4.00	1.35			
7.15	1.45			10.47	f 6.35	f 1.33	140	Lv	4459		6.10	7.25	6.10	7.25	3.15	12.55					
7.30	2.00	12.33		10.53	6.43	f 1.39	146	Lv	Ar	4469	f 1.33	5.44	6.57	f 1.33	5.44	2.25	12.10				
				11.00	f 6.51	f 1.45	151	Lv	4466		5.38	6.51	12.34	f 5.38							
7.55	2.25	2.50	10.15	11.14	7.02	1.58	158	Lv	4500	1.14	5.28	6.40	1.14	5.28	2.05	11.50					
		13.00		11.22	f 7.11	f 2.05	164	Lv	4543		5.18	6.28	12.08	f 5.18							
8.15	2.45	13.07		11.32	7.20	2.12	169	Lv	4568	12.53	5.11	6.20	11.57	12.53	5.11	1.45	11.30				
8.25	2.55	3.15		11.43	7.29	2.24	176	Lv	4627	12.45	5.03	6.10	11.46	12.45	5.03	1.35	11.20				
8.45	3.15	3.40	10.55	12.10	7.50	2.45	185	Lv	4708	12.30	4.50	5.50	11.30	12.30	4.50	1.15	11.00				
9.00	3.25	3.55	11.05	3.05	8.00	3.05	0	Lv	Ar	4708	4.30	12.15	4.30	12.15	4.35	12.55	7.30				
10.30	4.55	4.53	12.13	4.20	9.13	4.20	37	Lv	Ar	4971	3.17	11.05	3.17	11.05	3.25	11.25	6.00				
		5.10	12.35	4.50	9.45	4.50	51	Lv	8255		2.50	10.45	2.50	9.55	3.05						
		*7.30	*2.45				107	Lv	Ar	6665				*7.00	*1.00						
				2.45	3.40		185	Lv	Lv	4708	12.10	4.50									
				f 2.53	f 3.50		191	Lv	Lv	4745	12.01	4.31									
				f 3.00	f 4.00		197	Lv	Lv	4770	11.55	4.25									
				3.08	4.08		202	Lv	Lv	4775	11.49	4.19									
				f 3.20			212	Lv	Lv	4821		4.05									
				3.26	4.26		217	Lv	Lv	4802	11.30	3.58									
				f 3.32	f 4.31		223	Lv	Lv	4816	11.22	3.50									
				f 3.40			228	Lv	Lv	4899		3.40									
				3.55	4.55		235	Lv	Lv	5149	11.08	3.25									
				f 4.10			243	Lv	Lv	5547	10.56	3.13									
				4.23	5.23		248	Lv	Lv	5883	10.46	3.03									
				f 4.27	f 5.27		258	Lv	Lv	6512	10.26	2.45									
				f 4.57	6.03		265	Lv	Lv	6798	10.17	2.23									
				4.57			273	Lv	Lv	6564		2.31									
				5.25	6.30		280	Lv	Lv	6258	9.55	2.10									
				5.35	6.40		280	Lv	Lv	6258	9.45	2.00									
				5.47	6.55		288	Lv	Lv	6014	9.30	1.43									
				f 5.54	f 7.01		294	Lv	Lv	5819	9.21	1.34									
				f 6.05	f 7.12		303	Lv	Lv	5595	9.09	1.21									
				6.12	7.20		307	Lv	Lv	5495	9.02	1.14									
				f 6.22	f 7.29		313	Lv	Lv	5388	8.50	1.01									
					f 7.38		320	Lv	Lv	5258	8.38	12.48									
				6.47	7.50		328	Lv	Lv	5096	8.28	12.38									
				f 6.58	f 7.58		334	Lv	Lv	5164	8.16	12.28									
				f 7.08	f 8.06		340	Lv	Lv	5427	8.08	12.20									
					f 8.15		348	Lv	Lv	5000											
				f 7.30	f 8.28		352	Lv	Lv	5050	7.49	12.01									
				7.40	8.40		359	Lv	Lv	5183	7.40	11.43									
				f 7.50	f 8.51		365	Lv	Lv	5294	7.29	11.32									
				8.02	9.02		370	Lv	Lv	5397	7.19	11.21									
				f 8.16	f 9.08		375	Lv	Lv	5575	7.12	11.13									
				f 8.29	f 9.21		381	Lv	Lv	5814	7.03	11.03									
				f 8.42	f 9.32		385	Lv	Lv	5519	6.54	10.54									
				9.00	9.45		390	Lv	Ar	5338	6.45	10.45									
				9.15	10.00		397	Lv	Ar	5490	6.30	10.25									



Old Faithful Geyser  
Yellowstone National Park



One of Five Power Development Plants  
on Historic Bear River, Utah

\* Daily.  
 † Daily except Sunday.  
 (f) Stops only on signal.  
 (p) Stops to take on paying passengers for north and west of Pocatello.  
 ☐ Mixed passenger train.  
 ① No local bus passengers carried between Salt Lake City and Brigham.

† Meats.  
 ☐ Yellowstone Express is operated only during Yellowstone season, June 17 to Sept. 13, and carries through sleeping cars in connection with trains 17 and 18 from and to Chicago and train 14 from Portland; also a through sleeping car from and to Salt Lake City; with connecting service from St. Louis and from California.  
 ② No. 30 will hold, if necessary, until 11.00 a.m. for Northern Pacific train No. 288.

☐ Yellowstone Special is operated only during Yellowstone season, June 17 to Sept. 13, and has through sleeping car service daily from and to Salt Lake City and to Portland.  
 ☐ Union Pacific Stages Motor Bus operating over public highway; see last section General Information, page 2, for optional rail-motor bus ticketing arrangement.

UNION PACIFIC SYSTEM BRANCH LINES

ST. JOSEPH AND GRAND ISLAND RAILWAY CO.

Table No. 34 Central Time. Motor 501 Daily, Mixed 543 Daily, Mls. Table No. 34 Central Time. Motor 502 Daily, Mixed 544 Daily. Includes routes like St. Joseph Mo., Wathena, Blair, Troy, Moray, Stout, Severance, Leona, Robinson, Manvil, Hiawatha, Hamlin, Morrill, Sabetha, Price, Onelda, Seneca, Balleysville, Axtell, Summit, Beattie, Home, Upland, Carden, Marysville, 37, 46, Herkimer, Bremen, Hanover, Spence, Hollenberg, Steele City, Nebr., Endicott, Fairbury, Powell, Alexandria, Belvidere, Carleton, Davenport, Sedan, Edgar, Fairfield, Anan, Glenvil, Level, Hastings, 42, Farmer, Hansen, Doniphan, Haspur, River, Schimmer, Grand Island, 19, 20, 39, 40.

COUNCIL BLUFFS-OMAHA-LINCOLN-BEATRICE MARYSVILLE-TOPEKA-KANSAS CITY

Table No. 37 Central Time. Motor 548 Daily, Mixed 539-73, Mls. Table No. 37 Central Time. Motor 528 Daily, Mixed 74, Motor 547 Daily, Motor 105 Daily, Motor 540 Daily. Includes routes like Co. Bluffs Tr. Ia., Omaha, Neb., Lane, Elkhorn, Waterloo, Ar Valley 19, 20, 38, Ar Valley, Yutan, Mead, Wahoo, Weston, Touhy, Ar Valparaiso 35, Ar Valparaiso, Ar Lincoln 20a, Ar Lincoln, Jamaica, Hanlon, Princeton, Cortland, Pickrell, Beatrice 46, Beatrice, Holmesville, Blue Springs, Barneston, Oketo Kan, Marietta, Hull, Ar Marysville 34, Ar Marysville 46, Winifred, Frankfort, Sullivan, Lillis, Duluth, Onaga, Atkins, Emmett, Della, Grove, Menoken 29, Ar Topeka 29, Ar Topeka, Ar Topeka, Grantville, Newman, Perry, Williamst'n, Lawrence 29, 45, Lawrence 29, Fall Leaf, Linwood, Lenape, Loring, Bonner Spgs, Edwardsville, Muncie, Ar Kansas City, Ar Kansas City, Mo. Lv.

CAUTION! The Streamliner runs at high speed on schedule shown below. Persons crossing Union Pacific tracks should take extra precaution before passing over.

CAUTION! The Streamliner runs at high speed on schedules shown. Persons crossing Union Pacific tracks should take extra precaution before passing over.

OMAHA-COLUMBUS-ALBION

Table No. 35 Central Time. Motor 524, Mixed 82. Includes routes like Omaha, Nebr., Ar, Columbus 19, 20, 36, 39, Ocone 36, 39, Monroe, Genoa 36, Woodville, St. Edward, Boone, Albion.

COUNCIL BLUFFS-OMAHA-VALPARAISO-CENTRAL CITY

Table No. 38 Central Time. Motor 539-73, Mixed 75, Motor 527-547, Mls. Table No. 38 Central Time. Motor 548-528, Mixed 76, Motor 547 Daily, Motor 74. Includes routes like Council Bluffs (Transfer Sta.), Ia., Omaha, Nebr., Ar, Valley 19, 20, 37, Ar, Valley, Yutan, Mead, Wahoo, Weston, Touhy, Ar Valparaiso, Ar Valparaiso 37, Loma, Bralnard, Yada, David City, Foley, Rising City, Shelby, Osceola, Stromsburg, Durant, Polk, Hordville, Heber, Ar Central City 19, 20, Ar Chapman 19, 20, Ar Grand Island 19, 20, 34, 40, 41.

OMAHA-COLUMBUS-SPALDING

Table No. 36 Central Time. Motor 522, Mixed 80, Mixed 180. Includes routes like Omaha, Nebr., Ar, Columbus 19, 20, 36, 39, Ocone 35, 39, Monroe, Genoa 35, Kent, Merchiston, Fullerton, Belgrade, Cedar Rapids, Primrose, Spalding.

\* Daily. † Meals. ‡ Daily except Sunday. (h) Stops to let off paying passengers from St. Joseph. (i) Stops to take on paying passengers for St. Joseph and beyond. (j) Mondays, Wednesdays and Fridays only. (k) Mondays, Tuesdays and Saturdays only. (l) Stops to take on or let off paying passengers. (m) Local freight train carrying passengers. (n) On days live stock is to be carried train 82 runs about one hour later than schedule shown.

UNION PACIFIC SYSTEM BRANCH LINES

See tables 20a to 20d inclusive, for Motor Bus connections.

OMAHA-COLUMBUS-NORFOLK

Table No. 39 Central Time. Motor Bus connections between Omaha, Columbus, and Norfolk. Includes times for Motor 77, 129, 529, 530, 78, 130, and Motor Bus.

OMAHA-GRAND ISLAND-ORD

Table No. 40 Central Time. Motor Bus connections between Omaha, Grand Island, and Ord. Includes times for Motor 83, 535, 536, and Motor Bus.

OMAHA-GRAND ISLAND-LOUP CITY-PLEASANTON

Table No. 41 Central Time. Motor Bus connections between Omaha, Grand Island, Loup City, and Pleasanton. Includes times for Motor 83-87, 535-503, 504-536, and Motor Bus.

HASTINGS-KEARNEY

Table No. 42 Central Time. Motor Bus connections between Hastings and Kearney. Includes times for Motor Bus 519, 518, and Motor Bus.

OMAHA-KEARNEY-STAPLETON

Table No. 43 Central Time. Motor Bus connections between Omaha, Kearney, and Stapleton. Includes times for Motor 95, 519, 517, 518, and Motor Bus.

\* Daily. † Daily except Sunday. § Sunday only. ‡ Daily except Saturday. || Meals. Time from 12.01 midnight to 12.00 noon shown in light face type; time from 12.01 noon to 12.00 midnight shown in heavy face type.

OMAHA-NORTH PLATTE-YODER-EGBERT-SO. TORRINGTON

Table No. 44 Mountain Time. Motor Bus connections between Omaha, North Platte, Yoder, Egbert, and So. Torrington. Includes times for Motor 57, 97, 53, 54, 98, 58, and Motor Bus.

LAWRENCE-LEAVENWORTH


Table No. 45 Central Time. Motor Bus connections between Lawrence and Leavenworth. Includes times for Motor 172, 171, and Motor Bus.

LINCOLN-BEATRICE-MARYSVILLE-MANHATTAN

Table No. 46 Central Time. Motor Bus connections between Lincoln, Beatrice, Marysville, and Manhattan. Includes times for Motor 174, 106-542, 541-105, and Motor Bus.

THE STREAMLINER NOW IN REGULAR DAILY SERVICE

Between Kansas City, Topeka and Salina. Connects at Topeka with the Capital Cities Flyer to and from Lincoln.



CAUTION! The Streamliner runs at high speed on schedule shown in Table 29, page 27. Persons crossing Union Pacific tracks should take extra precaution before passing over.

UNION PACIFIC SYSTEM BRANCH LINES

KANSAS CITY—JUNCTION CITY—CLAY CENTER—CONCORDIA

Table No. 48 Central Time. Motor 506, Mixed 176. Routes: Kansas City, Junction City 29, Alida, Milford, Wakefield, Gatesville, Broughton, Clay Center, Idana, Browndale, Miltonvale, Concordia.

KANSAS CITY—SALINA—SOLOMON—BELOIT

Table No. 49 Central Time. Motor 531, Mixed 165. Routes: Kansas City, Salina 29, 50, 51, New Cambria 29, Solomon 29, Niles, Verdi, Bennington, Lindsey, Minneapolis, Sunnerville, Delphos, Glasco, Simpson, Asherville, Beloit.

KANSAS CITY—SALINA—McPHERSON

Table No. 50 Central Time. Motor 181, Mixed 182. Routes: Kansas City, Salina 29, 49, 51, Mentor, Assaria, Bridgeport, Lindsborg, Johnstown, Hilton, McPherson.

KANSAS CITY—SALINA—PLAINVILLE—COLBY—OAKLEY

Table No. 51 Central Time. Motor 533, Motor 545, Mixed 183-185, Mixed 534-184, Motor 186-546, Mixed 190, Mixed 199. Routes: Kansas City, Salina 29, 49, 50, Shipton, Culver, Tescott, Beverly, Shady Bend, Lincoln Center, Vesper, Sylvan Grove, Lucas, Luray, Waldo, Paradise, Natama, Codell, Plainville.

Table No. 51 (continued). Routes: Plainville, Zurich, Palco, Damar, Bogue, Hill City, Penokee, Morland, Studley, Hoxie, Menlo, Colby, Mingo, Oakley 29.

\*Daily, †Daily except Sunday, §Sunday only. (a) Leave Denver on passenger train No. 21. (b) Monday, Wednesday and Friday, mixed service. (c) Tuesday, Thursday and Saturday, mixed service. (d) Service in effect only during Park summer travel season, June 1 to Sept. 30. (f) Stops only on signal. \* Motor train. † Local freight; carries passengers. § Mixed Passenger trains. (n) Monday, Wednesday and Friday. ‡Saturday only. \*Daily except Saturday and Sunday. (o) Daily except Saturday. ‖ Meals.

DENVER—ST. VRAINS—BOULDER

Table No. 52 Mountain Time. Motor 505, Motor 508, Mixed 375, Mixed 376. Routes: Denver, Brighton 28, 30, St. Vrain 53, St. Vrain 52, Parkdale Jct., Erie, Tabor, Liggett, Valmont, Boulder.

DENVER—LA SALLE—FT. COLLINS

Table No. 53 Mountain Time. Motor 509, Motor 511, Motor 512, Motor 514-334, Motor 508. Routes: Denver, East Lake, Darlow, St. Vrain 52, Frederick, Firestone, Harney, Gowanda, Dent, La Salle 28, 30, La Salle, Dent, Fort Collins, Kellen, Boyd Lake, Redmond, Harmony, Fort Collins, Fort Collins, Estes Park.

DENVER—GREELEY—BRIGGS DALE

Table No. 54 Mountain Time. Freight 193, Freight 194. Routes: Denver, Greeley, Greeley 30, 55, Cloverly 55, Gill, Barnesville, Cornish, Fosston, Briggsdale.

DENVER—GREELEY—PURCELL

Table No. 55 Mountain Time. Freight 193, Freight 194. Routes: Denver, Greeley 30, 54, Cloverly 54, Galeton, Camfield, Meyer, Purcell.

OGDEN—ECHO—COALVILLE—PARK CITY

Table No. 56 Mountain Time. Mixed 226, Mixed 225. Routes: Ogden, Echo, Echo, Coalville, Washpish, Park City.

SARATOGA AND ENCAMPMENT VALLEY R. R. CO.

Table No. 57 Mountain Time. Motor 201, Motor 202, Mixed. Routes: Walcott 19, 20, Meads, Overland, Fish Hatchery, Saratoga, Dahlstrom, Davis, Days, Canyon, Encampment.

Ship and Travel by Rail



## UNION PACIFIC SYSTEM BRANCH LINES

## OGDEN-BRIGHAM-MALAD

31-559 Daily		Mls.	Table No. 58 Mountain Time	560-42 Daily
7.45	0	Lv.	Salt Lake Utah	12.20
9.05	36	Ar.	Ogden 19, 20, 31, 32, 59	11.10
f 9.15	41	"	Harrisville	"
f 9.20	45	"	Hot Springs	"
f 9.27	50	"	Willard	f10.50
▲10.50	0	Lv.	Brigham 32	▲9.30
11.05	6	Ar.	Corinne	9.14
f11.12	10	"	Holmgren	f 9.03
f11.15	12	"	Evans	f 8.59
f11.19	14	"	Cropley	f 8.55
f11.22	16	"	Elwood	f 8.51
11.30	18	"	Tremonton	8.46
11.38	20	"	Garland	8.38
f11.44	23	"	Belmont	f 8.30
12.14	37	"	Portage	8.02
▲12.50	52	Ar.	Malad Ida.	▲7.30

## CACHE JUNCTION-LOGAN-PRESTON

Motor Bus	Motor Bus	31-553 Daily	Mls.	Table No. 59 Mountain Time	554-42 Daily	Motor Bus	Motor Bus
*1000	*7.15	7.45	0	Lv.	Salt Lake Utah	12.20	*1.15
11.25	8.30	9.05	36	Lv.	Ogden 19, 20, 31, 32, 58	11.10	12.01
		▲1055	0	"	Cache Jct. 32	▲9.30	8.20
		f1112	9	"	Mendon	f9.06	
12.54	9.59	11.21	14	"	Wellsville	8.58	10.34
		11.28	18	"	Hyrum	8.52	6.53
*1.12	*1017	11.45	24	"	Logan	8.40	*10.16
Ar	Ar	11.59	32	"	Smithfield	8.22	6.35
		12.11	37	"	Richmond	8.09	
		f1218	41	"	Webster	f8.03	
		12.25	44	"	Franklin Ida.	7.58	
		▲1245	51	Ar.	Preston	▲7.45	

## MONTPELIER-PARIS

Motor 399	Motor 397	Mls.	Table No. 60 Mountain Time	Motor 396	Motor 398
f 9.00	f 5.45	0	Lv.	Montpelier 23	Ida.
f 9.17	f 6.02	5	"	Ovid	Ar
f 9.30	f 6.15	10	Ar.	Paris	Lv
					f 7.10
					f 6.53
					f 6.40
					12.35
					12.18
					12.05

## ALEXANDER-GRACE

Mixed 355	Mls.	Table No. 61 Mountain Time	Mixed 356
f 8.50	0	Lv.	Alexander 23
f 9.10	6	Ar.	Grace
			f 9.40
			f 9.20

## BLACKFOOT-ABERDEEN-MACKAY

Mixed 309	Mixed 307	Mls.	Table No. 62 Mountain Time	Mixed 308	Mixed 310
f 7.30	f 8.35	0	Lv.	Blackfoot 32	Ida.
f 7.45	f 8.50	5	Ar.	Moreland	Ar
f 7.49	f 8.55	7	"	Aberdeen Jct.	"
	f 9.08	11	"	Rockford	"
	9.33	17	"	Pingree	"
	10.10	27	"	Sterling	"
	▲10.45	35	"	Aberdeen	"
f 7.49		7	Lv.	Aberdeen Jct.	"
f 8.20		20	"	Taber	"
f 8.56		35	"	Cerro Grande	"
9.53		59	Lv.	Arco	"
10.16		67	"	Moore	"
10.34		73	"	Darlington	"
10.48		77	"	Leslie	"
▲11.15		85	Ar.	Mackay	Lv
					f 2.00
					f 1.36
					1.25
					f 1.10
					12.45
					12.05
					▲11.30
					f 4.16
					f 3.44
					f 3.04
					1.55
					1.08
					12.50
					12.35
					▲12.10

## ORVIN-ST. ANTHONY

Mixed 305	Mls.	Table No. 63 Mountain Time	Mixed 304
b 7.20	0	Lv.	Idaho Falls 32, 63, 65
f 7.40	3	"	Orvin
f 7.46	5	"	Lincoln
8.02	9	"	Iona
8.30	19	"	Ririe
f 8.43	24	"	Byrne
f 9.05	31	"	Walker
9.50	41	"	Newdale
b10.10	49	Ar.	St. Anthony 64, 65
			Ar
			Lv
			c 1.40
			1.25
			f 1.15
			12.55
			12.15
			f11.43
			f11.20
			10.45
			c10.15

## UCON-ST. ANTHONY

Mixed 303	Mls.	Table No. 64 Mountain Time	Mixed 306
c 7.20	0	Lv.	Idaho Falls 32, 63, 65
f 7.57	8	"	Ucon
f 8.09	12	"	Grant
f 8.21	16	"	Lewisville
8.26	18	Ar.	Menan
f 9.11	37	"	Egin
c 9.45	46	Ar.	St. Anthony 63, 65
			Ar
			Lv
			b 1.40
			1.15
			f12.55
			f12.40
			12.30
			f11.26
			b10.45

## SALT LAKE-IDAHO FALLS-ASHTON-W. YELLOWSTONE

For Motor Bus Service between Salt Lake and West Yellowstone see table 32.

Motor Bus	Motor Bus	41-333 Daily	29-555 Daily	Mls.	Table No. 65 (Mountain Time)	34-30 Daily	556-42 Daily	Motor Bus	Motor Bus
■29-45	■41-35	41-333	29-555		Table No. 65	34-30	556-42	■46-32	■36-30
Daily	Daily	Daily	Daily		(Mountain Time)	Daily	Daily	Daily	Daily
■8.30	■11.20	11.20	8.30	0	Lv.	Salt Lake City	Utah	11.30	12.20
9.50	12.40	12.40	10.00	36	"	Ogden	Ar	10.25	11.10
1.35	5.15	5.15	1.35	170	Ar.	Pocatello	Lv	6.50	7.40
2.15	9.40	6.20	2.15	170	Lv.	Pocatello	Ar	6.10	7.25
3.40	10.55	7.50	3.40	221	Ar.	Idaho Falls	Lv	4.50	4.50
3.55	11.05	8.00	▲3.05	0	Lv.	Idaho Falls 32, 63, 64	Ida.	4.30	▲12.15
f11.15	f8.06	f3.11	3	"	"	Orvin	"	f	11.45
11.25	8.14	3.19	8	"	"	Ucon	"	4.15	11.55
14.20	11.35	8.26	3.31	14	"	Rigby	"	4.01	11.45
11.44	8.34	3.39	18	"	"	Lorenzo	"	3.51	11.35
11.48	8.40	3.45	21	"	"	Thornton	"	3.45	11.30
4.38	11.55	8.52	3.58	29	"	Rexburg	"	3.33	11.22
12.03	9.00	4.05	30	"	"	Sugar City	"	3.27	11.15
4.53	12.13	9.13	4.20	37	"	St. Anthony 32, 64	"	3.17	11.05
5.10	12.35	9.45	▲4.50	51	Ar.	Ashton 32, 66	"	2.50	▲10.45
					"	Warm River	"		
					"	Trude	"		8.00
6.30	f 1.53			86	"	Big Springs	"		7.45
6.41	f 2.01			91	"	West Yellowstone	Mont.		7.00
7.30	2.45			107	"				1.00

(Western Entrance to Yellowstone National Park)

## ASHTON-VICTOR

Motor Bus	Motor Bus	Mls.	Table No. 66 Mountain Time	Motor Bus	Motor Bus
■135 Daily	33 Daily		Table No. 66	34 Daily	■136 Daily
1.00	9.55	0	Lv.	Ashton 32, 65	Ida.
1.04	10.00	2	"	Marysville	Ar
f 1.12	f10.10	6	"	Grainville	"
1.17	10.15	9	"	Drummond	"
f 1.26	f10.25	13	"	France	"
1.32	10.31	16	"	Lamont	"
f 1.44	f10.46	22	"	Judkins	"
1.54	10.56	26	"	Felt	"
2.06	11.10	30	"	Tetonia	"
2.29	11.35	37	"	Driggs	"
2.45	11.55	46	Ar.	Victor	Lv
					2.40
					2.33
					f 2.24
					2.12
					f 2.12
					2.04
					f 1.50
					1.40
					1.30
					1.15
					1.00

(Western Entrance to Grand Teton National Park)

## ORGAN RECITALS AT SALT LAKE CITY, UTAH

By courtesy of the First Presidency of the Mormon Church, free organ recitals are given in the Tabernacle at Salt Lake City daily except Sundays, at 12:00 Noon, lasting 45 minutes. Doors to the Tabernacle are closed promptly at 12 o'clock.

■ Operated only during Yellowstone and Grand Teton Parks travel season June 17 to Sept. 13.  
 ■ Union Pacific Stages Motor Buses operating over public highway. See last section General Information, page 2, for optional rail-motor bus ticketing arrangement.

\*Daily. †Daily except Sunday. ‡Meals. (b) Tuesday, Thursday, Saturday. (c) Monday, Wednesday, Friday. (f) Stops only on signal. ▲Motor train. ■ Mixed passenger train.

Time from 12:01 midnight to 12:00 noon shown in light face type; time from 12:01 noon to 12:00 midnight shown in heavy face type.

Figures opposite junction points refer to numbers of time tables showing diverging trains.

# TRAVEL BY TRAIN---SAVE MONEY AND TIME

## IT IS CHEAPER THAN DRIVING YOUR OWN CAR

For equipment, see pages 10 to 13, inclusive.

UNION PACIFIC SYSTEM BRANCH LINES

MINIDOKA-OAKLEY-TWIN FALLS-BUHL-ROGERSON-WELLS

41-571-565	41-17-563	41-571-339	Mls.	Table No. Mountain Time <b>67</b>	564-18-30	340-572-30	566-572-30
*11.20	*11.20	*11.20	0	Lv. Salt Lake City Utah	*11.30	*11.30	*11.30
▲ 6.15	10.20	*6.15	170	Ida. Pocatello	6.15	*6.05	▲ 6.05
8.10	*11.55	7.50	0	Minidoka 23, 68	▲ 8.50	4.20	4.05
f 8.30	f 12.09	f 8.05	8	Acequia	f 8.30	f 3.59	f 3.49
*8.40	12.25	8.20	14	Rupert 68	8.20	3.50	*3.40
Runs to Bliss; seetable No. 68	12.35	8.31	20	Heyburn	8.05	3.30	
	12.45	8.39	22	Burley 69, 70	8.00	3.25	
			44	Oakley 70			Runs from Bliss; seetable No. 68
	f 12.52	f 8.48	26	Starrh's Ferry	f 7.51	f 3.15	
	f 1.02	f 9.02	34	Milner	f 7.41	f 3.05	
	1.12	9.16	41	Murtaugh	7.28	2.52	
	1.26	9.30	50	Hansen	7.12	2.35	
	1.33	9.38	53	Kimberly	7.02	2.25	
	1.50	10.00	59	Twin Falls	6.50	2.15	
	2.10	10.11	66	Filer	6.34	1.55	
	*2.30	*10.30	74	Buhl	*6.20	*1.40	
		† 5.30	0	Twin Falls		† 2.00	
		f 7.11	7	Godwin		f 1.10	
		f 6.05	11	Berger			
		f 6.25	19	Hollister		12.50	
		f 7.10	29	Rogerson		12.25	
		f 8.15	56	Delaplain		f 11.15	
		8.55	69	Contact		10.44	
		f 10.00	94	Red Point		f 9.54	
		10.30	103	Summer Camp		f 9.26	
		f 10.50	109	Melando		f 9.06	
		† 11.30	124	Wells		† 8.30	

MINIDOKA-RUPERT-BLISS

565 Motor	Mls.	Table No. Mountain Time <b>68</b>	566 Motor
* 8.10	0	Lv. Minidoka 23, 67	* 4.05
f 8.25	11	Acequia 67	f 3.49
8.45	0	Rupert 67	3.40
8.55	6	Paul	3.29
f 9.17	16	Schodde	f 3.11
9.36	24	Hazelton	2.57
9.46	28	Eden	2.48
10.27	48	Jerome	2.09
10.47	57	Wendell	1.51
*11.20	74	Bliss 23	* 1.20

BURLEY-IDAHOME

Mixed 389	Mixed 387	Mls.	Table No. Mountain Time <b>69</b>	Mixed 388	Mixed 390
a 7.00	c 8.55	0	Lv. Burley 67, 70	c 10.25	a 10.40
7.40	c 9.35	9	Ida. DeClo	c 9.45	10.00
8.40		28	Ida. home	a 8.50	

BURLEY-OAKLEY

Mixed 337	Mls.	Table No. Mountain Time <b>70</b>	Mixed 338
† 11.00	0	Lv. Burley 67, 69	† 1.25
† 11.10	3	Beetville	f 1.16
† 11.16	5	Pella	f 1.10
† 11.28	9	Kenyon	† 12.58
† 11.47	16	Trout	† 12.39
† 11.51	18	Marion	† 12.35
† 12.05	22	Oakley, 67	† 12.20

SHOSHONE-KETCHUM

Mixed 341	Mls.	Table No. Mountain Time <b>71</b>	Mixed 342
† 6.30	0	Lv. Shoshone 23, 72	† 2.00
7.07	15	Richfield 72	f 1.15
8.02	37	Picabo	11.59
8.40	52	Bellevue	11.05
8.56	57	Hailey	10.35
† 9.30	69	Ketchum	† 10.00

RICHFIELD-HILL CITY

Mixed 347	Mls.	Table No. Mountain Time <b>72</b>	Mixed 348
† 6.40	0	Lv. Shoshone 23, 71	† 2.15
7.22	15	Richfield 71	f 1.20
f 7.34	20	Rawson	f 1.00
f 7.49	25	Burmah	† 12.48
f 8.37	37	Magie	† 12.18
f 8.37	47	Macon	† 11.51
f 9.02	55	Selby	† 11.17
9.20	59	Fairfield	11.10
† 10.00	73	Hill City	† 10.20

NAMPA-MURPHY

Motor 561	Mls.	Table No. Mountain Time <b>73</b>	Motor 562
† 9.00	0	Lv. Nampa 23, 74	† 1.00
f 9.29	9	Bowmont	† 12.20
10.02	15	Melba	11.55
† 10.20	20	Warrens	† 11.32
† 10.55	30	Murphy	† 11.00

NAMPA-EMMETT-McCALL

Motor Bus	Motor Bus	Motor Bus	21-38-Mixed	Mls.	Table No. Mountain Time <b>74</b>	386 Mixed	Motor Bus	Motor Bus	Motor Bus
*4.00	*7.30	*7.00	† 8.20	0	Lv. Boise	Ida. Ar	*5.30	*10.40	*6.40
			9.00	0	Nampa 23, 73	Ar	† 2.20		
			9.25	9	Middleton	Lv	1.55		
			9.45	19	Jenness	"	† 1.20		
			10.05	22	Bramwell	"	† 1.05		
			10.35	27	Emmett 78	"	† 12.50		*5.30
*5.10	*8.40		11.45	41	Montout	"	11.45		
Ar	Ar		8.00	12.10	Horseshoe Bend	"	11.25	4.30	
			8.27	1.30	Banks	"	10.35	4.05	
			9.20	3.05	Smith's Ferry	"	9.05	3.10	
			10.00	3.40	Cabarton	"	8.30	2.50	
			13.50	95	Belvidere	"	† 8.20		
			10.20	4.30	Cascade	"	8.10	2.30	
			14.55	108	Arling	"	† 7.50		
			11.05	5.35	Donnelly	"	7.35	1.50	
			*11.30	† 6.30	McCall	Lv	† 7.00	*1.30	

CALDWELL-WILDER

Mixed 361	Mls.	Table No. Mountain Time <b>75</b>	Mixed 362
d 9.00	0	Lv. Caldwell 23	d 11.10
f 9.40	7	Greenleaf	Lv 11.30
d 10.00	11	Wildier	Lv 11.10

NYSSA-HOMEDALE-ERB

Mixed 363	Mls.	Table No. Mountain Time <b>76</b>	Mixed 364
e 8.45	0	Lv. Nyssa 23	e 1.15
f 9.15	7	Kingman	Lv 12.50
f 9.20	8	Overstreet	" 12.40
f 9.35	11	Adrian	" 12.30
f 9.55	17	Napton	" 12.10
† 10.10	21	McCoard	Ida. 11.55
10.30	25	Homedale	" 11.45
† 10.40	27	Stacey	" 11.35
† 10.50	31	Claytonia	" 11.25
e 11.00	33	Erb	Lv 11.15

ONTARIO-VALE AND BROGAN; VALE-CRANE AND BURNS  
(See note below regarding Mountain and Pacific Time)

Mixed 373	Motor 569	Mls.	Table No. Mountain Time <b>77</b>	Motor 570	Mixed 374
d 11.40	† 11.30	0	Lv. Ontario 23	Ore. Ar	† 10.50
† 11.50	† 11.39	4	Cairo	Lv	† 10.39
† 12.05	† 11.52	10	Mallett	"	† 10.29
12.15	12.05	16	Vale	"	10.20
12.30		16	Vale	Ar	3.15
† 12.55		24	Dennis	Lv	f 2.48
f 1.01		27	Lancaster	"	f 2.40
f 1.15		33	Jamieson	"	f 2.25
d 1.40		39	Brogan	Lv	d 2.00
	12.05	16	Vale	Ar	10.20
	† 12.19	24	Hope	Lv	† 10.06
	† 12.46	35	Little Valley	"	f 9.38
	1.01	42	Harper	"	9.23
	f 1.51	62	Jonesboro	"	f 8.39
	2.20	74	Juntura	"	8.14
	f 3.00	87	Long	"	f 7.44
	3.20	93	Riverside	"	7.31
	f 4.05	110	Venator	"	f 6.59
	4.45	127	Crane	"	6.25
	f 4.58	133	Albritton	"	f 6.12
	f 5.08	138	Lawen	"	f 6.02
	f 5.18	143	Redess	"	f 5.52
	f 5.33	151	Rodeo	"	f 5.41
	† 5.45	157	Burns	Lv	† 5.30

NOTE

Pacific Time prevails in territory served by this Branch, but trains are operated under Mountain Time, as shown in this table. For equivalent in Pacific Time, figure one hour earlier.

Ship and Travel by Rail

PAYETTE-EMMETT

Mixed 377	Mls.	Table No. Mountain Time <b>78</b>	Mixed 378
† 6.30	0	Lv. Payette 23	† 2.45
7.00	5	Fruitland	" 2.25
f 7.10	7	Buckingham	" 2.06
f 7.30	14	New Plymouth	" 1.55
f 7.46	17	Falks	" 1.32
f 7.57	21	Letha	Lv 1.23
† 8.20	29	Emmett 74	Lv 1.00

BLAKES JUNCTION-ROBINETTE

Mixed 381	Mls.	Table No. Mountain Time <b>79</b>	Mixed 382
† 10.15	0	Lv. Huntington 23	Ar 3.25
11.15	2	Blakes Jct.	Lv 3.10
† 11.20	2	Blakes	Lv 3.05
† 11.45	10	Prevost	" 2.41
† 12.05	17	Mineral	" 2.19
† 12.40	29	Sturgill	" 1.43
† 1.00	35	Robinette	† 1.25

\* Daily, † Daily except Sunday, ‡ Meals, (a) Thursday only, (c) Daily except Thursday and Sunday, (d) Tuesday, Thursday and Saturday, (e) Monday and Friday, (f) Stops only on signal. ▲ Motor train. ■ Union Pacific Stages Motor Buses operating over public highway. See last section General Information, page 2, for optional rail-motor bus ticketing arrangement. Time from 12.01 midnight to 12.00 noon shown in light face type; time from 12.01 noon to 12.00 midnight shown in heavy face type. Figures opposite junction points refer to numbers of time tables showing diverging trains.

UNION PACIFIC SYSTEM BRANCH LINES

PORTLAND AND SPOKANE SHORT LINE

Mixed 78 Daily	12 Daily	Mls.	Table No. 80 (Pacific Time)	11 Daily
	9.30	0	Lv...Portland...Ore. Ar	7.35
	9.30	12.13	Lv...Pendleton... " Ar	3.20
	1.55 2.10 2.50	183 183 210	Ar Umatilla 23, 82 " Lv Ar Umatilla " " Ar Ar Wallula 81, 82 Wash. Lv	2.25 2.10 1.25
	12.40	3.10	Lv...Wallula " " Ar Ar Attalia 86 " " Lv Humorist " " " a Ash " " " a Page " " " a Scott " " " a Ruxby " " " a Ayer " " " Ar	1.07 a a a a a 11.59
252 Fht. Daily	2.06	4.20	264 Ar Ayer " " Ar	2.05
	7.50	2.06	264 Lv Ayer " " Ar	11.59
	8.00	c.	268 Ar Chew " " Lv	2.05
	8.15	c.	273 Ar Joso " " Lv	1.53
	8.30	c.	279 Ar Park " " Lv	1.39
	8.45	f 2.45	286 " Hooper Jct. " " 0	1.24
	9.05	c.	293 " Ankeny " " " "	1.10
	9.15	c.	297 " Mack " " " "	1.24
	9.25	c.	302 " Thavis " " " "	12.60
	9.45	5.31	307 " Marengo " " " "	12.40
	10.03	c.	313 " Emden " " " "	12.30
	10.14	c.	317 " Ashby " " " "	11.00
	11.38	c.	323 " Palm Lake " " " "	11.56
	11.58	c.	329 " Wells " " " "	11.48
	12.08	c.	333 " Croskey " " " "	11.38
	12.25	c.	341 " Mason " " " "	11.26
	12.35	c.	346 " Geib " " " "	11.18
	12.47	6.26	351 " Cheney " " " "	11.04
	1.04	c.	358 " Marshall " " " "	10.55
	1.14	c.	362 " Cowles " " " "	10.45
n 1.30	8.15	7.00	368 Ar Spokane 25, 26, 83 " Lv	10.30 10.20 10.10

PORTLAND-WALLULA-WALLA WALLA

12-45 Daily	Mls.	Table No. 81 (Pacific Time)	46-11 Daily	Mixed 78 Daily
	9.30	0	Lv...Portland...Ore. Ar	7.35
	12.13		Lv...Pendleton... " Ar	3.20
	1.55 2.10 2.50	183 183 210	Ar Umatilla 23, 25, 26 " Lv Ar Umatilla 80, 82 " Ar Ar Wallula 25, 80 Wash. Lv	2.25 2.10 1.25
	3.30	0	Lv...Wallula 80, 82 " Ar	11.50
	3.46	8	Ar Reese " " Ar	12.30
	4.02	10	" Divide " " Ar	11.20
	4.11	15	" Touchet " " Ar	11.15
	4.20	20	" Lowden " " Ar	11.05
	5.00	31	Ar Walla Walla 83, 86, 87, 90 " Lv	10.55 10.45 10.30

PORTLAND-WALLULA-LEWISTON-MOSCOW

12-76 Daily	Mls.	Table No. 82 (Pacific Time)	75-11 Daily	
	9.30	0	Lv...Portland...Ore. Ar	7.35
	12.13		Lv...Pendleton... " Ar	3.20
	1.55 2.10 2.50 4.20	183 183 210 264	Ar Umatilla 23, 80 " Lv Ar Umatilla 81 " Ar Ar Wallula 80, 81 Wash. Lv Ar Ayer " " Lv	2.25 2.10 1.25 11.59
	4.30	0	Lv Ayer 80, 88, 89 " Ar	11.10
	4.55	13	Lv Tucannon " " Ar	11.00
	5.15	17	Ar Riparia 83, 89 " Lv	10.40 10.30
	5.20	0	Lv Riparia (C.P.R.R.) " Ar	10.00
	7.30	72	Ar Lewiston 89 Ida. Ar	7.40
	11.40		Ar Grangeville 89 " Lv	12.01
	11.22		Ar Stites 89 " " Lv	11.42
	5.15 6.09 6.29 7.25	17 41 52 77	Lv Riparia " " Ar Ar La Crosse 83, 90 " " Ar Ar Winona " " " Ar Ar Colfax 83, 90. " " Lv	10.30 9.30 9.10 8.20
	7.25 7.38 7.47 7.52 8.00 8.20 8.45	77 82 85 87 90 96 105	Lv Colfax 91 " " Ar Ar Risbeck " " Ar Ar Parvin " " Ar Ar Shawnee " " Ar Ar Albion " " Ar Ar Pullman " " Ar Ar Moscow 91 Ida. Lv	8.10 7.57 7.48 7.43 7.35 7.20 7.00

PENDLETON-WALLA WALLA-LA CROSSE-SPOKANE

Motor Bus 2-68	Motor Bus 66	Motor Bus 16-62	18-78 Daily	Mls.	Table No. 83 (Pacific Time)	77-21-14 Daily	Motor Bus 69-3	Motor Bus 61-5	Motor Bus 65-1
* 7.30		*11.59	9.35	0	Lv...Portland...Ore. Ar	9.00	* 4.05	*11.20	* 7.00
3.22		7.20	9.05	225	Ar Pendleton " " Lv	3.35	8.30	3.35	11.59
5.00	*12.30	8.30	* 9.30	0	Lv...Pendleton 23 " " Ar	* 3.25	8.15	3.20	10.35
				11	Ar Hayata " " Ar				
5.28	12.58	8.55	9.58	13	Ar Blakeley " " " "				
5.40	1.10	9.05	10.07	18	Ar Adams " " " "	2.54	7.45	2.50	9.55
5.50	1.16	9.10	10.16	22	Ar Athena " " " "	2.46	7.34	2.45	9.50
6.15	1.38	9.34	10.52	37	Ar Weston " " " "	2.39	7.28	2.40	9.45
6.45	* 2.00	*10.00	*11.15	47	Ar Milton-Freewater " " " "	2.10	7.08	2.15	9.25
			11.25	47	Ar Walla Walla 81, 86, 87, 90 Wash. Lv	* 1.50	* 6.45	1.55	* 9.00
			11.25	47	Lv Walla Walla " " Ar	1.45			
			76 Daily	67	Ar Prescott 87 " " Ar	1.06			
			Wallula and Hooper	72	Ar Bolles 87 " " " "	12.57	75 Daily		
			4.55	95	Lv Starbuck 88 " " Ar	12.10			
			5.15	99	Lv Tucannon " " Ar	11.56	10.40		
			7.30	104	Ar Riparia 82, 89 " " Ar	11.46	10.30		
			Jct. See tables 80 and 81	104	Ar Lewiston " " Lv	7.40	*10.30		
			6.15	117	Lv Riparia " " Ar	11.46	10.30		
			5.46	117	Ar Hay " " Ar	11.22	9.51		
			6.09	128	Ar La Crosse 82, 90. " " " "	11.04	9.30		
			6.29	138	Ar Winona " " " "	10.48	9.10		
			6.41	144	Ar Endicott " " " "	10.39	9.00		
			f 7.04	155	Ar Diamond " " " "	10.22	8.40		
			7.25	164	Ar Colfax 82, 90, 91 " " " "	10.05	8.20		
			5.03	176	Ar Elberton " " " "	9.40			
			5.17	182	Ar Garfield " " " "	9.31			
			5.38	191	Ar Farmington " " " "	9.15			
			5.52	197	Ar Seltice " " " "	9.05			
			6.10	203	Ar Tekoa 92 " " " "	8.55	12.45	6.45	
			6.35	210	Ar Latah " " " "	8.40	12.30	6.30	
			6.52	218	Ar Fairfield " " " "	8.25	12.15	6.15	
			7.06	225	Ar Rockford " " " "	8.12	12.01	6.00	
			f 7.16	230	Ar Manito " " " "	f 8.04			
			7.21	233	Ar Freeman " " " "	f 7.59	11.45	5.45	
			7.26	236	Ar Mica " " " "	f 7.55			
			f 7.40	242	Ar Chester " " " "	f 7.44			
			f 7.50	245	Ar Dishman " " " "	f 7.40			
			8.15	252	Ar Spokane 25, 26, 80 " Lv	7.25	11.00	5.00	
*11.59	3.45	9.45	8.15	252					

PORTLAND-LA GRANDE-JOSEPH

Motor 18-586	Mixed 18-588	Mls.	Table No. 84 (Pacific Time)	Motor 587-17	Mixed 589-17
* 9.35	* 9.35	0	Lv...Portland...Ore. Ar	* 7.35	* 7.35
* 5.45	* 5.45	299	Ar La Grande " " Lv	* 9.20	* 9.20
§ 8.30	§ 8.30	0	Lv...La Grande 23 " " Ar	§ 4.50	† 4.50
f 8.40	f 8.40	3	Ar Island City " " Ar	f 4.40	f 4.40
f 8.55	f 8.55	8	Ar Alceel " " " "	f 4.25	f 4.25
9.05	9.05	12	Ar Imbler " " " "	4.15	4.15
9.25	9.25	21	Ar Elgin " " " "	3.55	3.55
9.55	9.55	34	Ar Looking Glass " " " "	3.20	3.20
10.14	10.14	41	Ar Vincent " " " "	f 3.02	f 3.02
10.32	10.32	47	Ar Minam " " " "	2.45	2.45
11.10	11.10	60	Ar Wallowa " " " "	2.12	2.12
11.28	11.28	68	Ar Lostine " " " "	1.55	1.55
11.55	11.55	78	Ar Enterprise " " " "	1.30	1.30
12.15	12.15	84	Ar Joseph " " Lv	1.15	1.15

- \* Daily.
- † Daily except Sunday.
- § Sunday only.
- || Meals.
- (a) Stops to let off paying passengers from points east of Ayer.
- (c) Stops to let off paying passengers from points west of Ayer.
- (f) Stops only on signal.
- (n) Arrives at and departs from West Spokane.
- Mixed trains between Pendleton and Walla Walla.
- Motor Bus operating over public highway. See last section General Information, page 2, for optional rail-motor bus ticketing arrangement.
- ③ See table 82 for complete schedule of trains 75 and 76.
- ④ Train will stop for paying passengers. Time from 12:01 midnight to 12:00 noon shown in light face type. Time from 12:01 noon to 12:00 midnight shown in heavy face type.
- Figures opposite junction points refer to number of time tables showing diverging trains.

LOW FARES FOR COACH TRAVEL

2c a Mile one Way  
Still Less on Long Distance Travel

Ask Union Pacific Agent  
about Further Reductions on Round Trips

UNION PACIFIC SYSTEM BRANCH LINES

PORTLAND-WALLULA-KENNEWICK-YAKIMA

Motor Bus	Motor Bus	12-46-592 Daily	Mls.	Table No. Pacific Time 86	591-45-11-17 Ex. Sun.	595-45-11-17 Sun only	Motor Bus	Motor Bus
		9.30	0	Lv. Portland Ore. Ar	7.35	7.35		
		2.50	211	Ar Wallula 26, 80 Wash. Lv	1.25	1.25		
		12.13	0	Lv. Pendleton Ore. Ar	2.25	2.25		
		2.50	0	Ar Wallula Wash. Lv	1.25	1.25		
*8.30	*1.30	10.30	0	Lv. Walla Walla 23, 87, 90 Ar	5.00	5.00	*12.55	*6.07
9.20	2.17	11.50	31	Ar Wallula 80 Wash. Lv	3.30	3.30	12.03	5.16
9.20	2.26			Lv. Wallula " Ar	12.10	12.10	12.03	5.16
9.34	2.32			Ar Attalia 80 " Ar	11.59	11.59	11.54	5.05
				Ar Two Rivers " Ar	11.52	11.45	11.49	4.57
				Ar Villard " Ar	11.44	11.36		
				Ar Kennewick " Ar	11.30	11.15	11.24	4.36
				Ar Leslie " Ar				
				Ar Ledbeder " Ar				
				Ar Acton " Ar				
a10.30	a3.28	4.50	39	Ar Benton City " Ar	10.40	10.10	a10.52	a3.55
d10.58	d3.55	5.18	53	Ar North Prosser " Ar	10.14	9.30	d10.34	d3.35
11.13	4.10	5.33	60	Ar Grandview " Ar	9.59	9.12		3.19
		5.44	66	Ar Midvale " Lv	9.45	8.56		
		5.53	69	Lv. Sunnyside Wash. Ar	9.35	8.46	10.05	3.03
11.27	4.24	5.56	69	Lv. Sunnyside Wash. Ar	9.32	8.43	10.01	2.58
		6.06	66	Ar Midvale " Ar	9.23	8.33		
		6.13	70	Ar Emerald " Ar	9.16	8.23		
11.49	4.46	6.27	76	Ar Granger " Lv	9.04	8.07	9.43	2.40
11.53	4.50			Ar Boone " Ar			9.37	2.34
11.58	4.55	6.39	81	Ar Zillah " Ar	8.54	7.53	9.34	2.30
		6.46	84	Ar Buena " Ar	8.46	7.45		
		6.53	87	Ar Sawyer " Ar	8.40	7.37		
12.29		6.59	89	Ar Donald " Ar	8.35	7.30	8.57	1.48
				Ar Parker " Ar				
12.31				Ar Union Gap " Ar			8.47	1.38
12.50	*5.45	7.30	101	Ar Yakima " Lv	8.10	7.00	*8.40	*1.30

PENDLETON-WALLA WALLA-BOLLES-DAYTON

366 Freight	78 Daily	Mls.	Table No. Pacific Time 87	77 Daily	365 Freight
	9.30	0	Lv. Pendleton 23 Ore. Ar	3.25	
	11.15	47	Ar Walla Walla 23 Wash. Lv	1.50	
	11.20	0	Lv. Walla Walla 23, 86, 90 " Ar	1.45	4.35
	12.08	21	Ar Prescott 83 " Ar	1.06	3.35
	12.20	25	Ar Bolles 83 " Lv	12.57	3.20
	12.20	25	Lv. Bolles " Ar		3.20
	12.30	29	Ar Wabburg " Ar		3.07
	12.37	31	Ar Huntsville " Ar		2.55
	12.47	35	Ar Long " Ar		2.45
1.00		38	Ar Dayton " Ar		2.35
		50	Ar Turner " Lv		

PORTLAND-AYER-POMEROY

11-12 -76 Daily	Mls.	Table No. Pacific Time 88	75-11-12 Daily
9.45	0	Lv. Spokane Wash. Ar	7.00
11.59	104	Ar Ayer 80, 82 " Lv	4.20
9.30	0	Lv. Portland " Ar	7.35
4.20	264	Ar Ayer " Lv	11.59
4.30	0	Lv. Ayer " Ar	11.10
f 4.37	3	Ar Rifton " Ar	10.54
4.55	12	Ar Tucannon " Ar	10.40
5.00	13	Lv Tucannon " Ar	10.00
5.20	17	Ar Starbuck " Ar	9.45
5.50	25	Ar Delaney " Ar	9.15
6.05	28	Ar Jackson " Ar	9.00
6.15	32	Ar Chard " Ar	8.50
6.20	34	Ar Dodge " Ar	8.45
6.25	36	Ar Houser " Ar	8.40
6.35	42	Ar Zumwalt " Ar	8.30
6.50	47	Ar Pomeroy " Lv	8.10



Overlooking Spokane, Washington, from heights above the city.

PORTLAND-LEWISTON-STITES-GRANGEVILLE

12-76-74 -324-344 Daily	Mls.	Table No. Pacific Time 89	343-323-73-75-11 Daily
9.30	0	Lv. Portland Ore. Ar	7.35
12.13	0	Lv. Pendleton " Ar	3.20
2.10	0	Lv. Umatilla Ore. Ar	2.10
3.10	0	Lv. Wallula Wash. Ar	1.07
4.30	47	Lv. Ayer " Ar	11.10
5.15	281	Ar Riparia " Lv	10.30
74		Ar Camas Prairie R. R. " Ar	73
5.20	0	Lv. Riparia 82, 83 " Ar	10.00
5.41	15	Ar Central Ferry " Ar	9.24
5.57	24	Ar Ponawawa " Ar	9.07
6.05	29	Ar Swift " Ar	8.57
6.25	36	Ar Almota " Ar	8.49
6.35	42	Ar Interior " Ar	8.32
6.37	43	Ar Wawawai " Ar	8.30
6.39	44	Ar Crum " Ar	8.27
6.46	48	Ar Truax " Ar	8.21
6.49	50	Ar Bishop " Ar	8.17
6.59	55	Ar Indian " Ar	8.08
7.11	62	Ar Moses " Ar	7.58
7.18	66	Ar Wilma " Ar	7.52
7.30	72	Ar Lewiston Ida. Lv	7.40
8.00	0	Lv. Lewiston Ida. Ar	3.52
8.18	9	Ar North Lapwal " Ar	3.33
8.21	10	Ar Spalding " Ar	3.30
8.26	14	Ar Arrow " Ar	3.22
8.55	27	Ar Lenore " Ar	2.49
9.11	34	Ar Peck " Ar	2.33
9.30	43	Ar Orofino " Ar	2.09
9.55	51	Ar Greer " Ar	1.32
10.17	58	Ar Pardee " Ar	12.58
10.43	65	Ar Kamiah " Ar	12.27
11.11	73	Ar Kookkia " Ar	11.55
11.22	76	Ar Stites " Lv	11.42
8.05	72	Lv. Lewiston 82 " Ar	3.25
8.24	81	Ar North Lapwal " Ar	3.07
8.28	82	Ar Spalding " Ar	3.04
8.37	86	Ar Fort Lapwal " Ar	2.56
8.44	88	Ar Sweetwater " Ar	2.50
8.57	92	Ar Jacques " Ar	2.38
9.07	94	Ar Culesac " Ar	2.31
9.53	108	Ar Reubens " Ar	1.50
10.04	112	Ar Craig Jct. " Ar	1.39
10.15	117	Ar Craigmont " Ar	1.28
10.33	125	Ar Ferdinand " Ar	1.08
10.52	133	Ar Cottonwood " Ar	12.49
11.15	142	Ar Fenn " Ar	12.26
11.40	149	Ar Grangeville 82 " Lv	12.01

PENDLETON-WALLA WALLA-LA CROSSE-SPOKANE

78 Daily	Mls.	Table No. Pacific Time 90	77 Daily
9.30	0	Lv. Pendleton Ore. Ar	3.25
11.25	0	Lv. Walla Walla Wash. Ar	1.45
12.40	0	Lv. Wallula " Ar	
2.45	0	Lv. Hooper Jct. " Ar	
		Ar Connell " Ar	
		Ar Sulphur " Ar	
		Ar Kahlotta " Ar	
		Ar McAdam " Ar	
		Ar Washtucna " Ar	
		Ar Hooper " Ar	
		Ar Hooper " Ar	
		Ar Pampa " Ar	
2.48	0	Ar La Crosse " Ar	11.04
3.18	0	Ar Colfax " Ar	10.05
4.36	0	Ar Spokane " Lv	7.25

No. 371, freight train carrying passengers leaves La Crosse Saturday nights irregular schedule. Consult agent.

No. 372, freight train carrying passengers leaves Connell on Sundays on irregular schedule. Consult agent.

Via Riparia See Table 83.

SPOKANE-COLFAK-MOSCOW

Bus	77-Bus	12-76 Mls.	Table No. Pacific Time 91	75-11-17	Bus-78	Bus
	*7.25	0	Lv Spokane 26, 80, 83 Wash. Ar		*8.15	
	*10.05	88	Ar Colfax " Lv		*4.36	
*855	*1025	7.25	0	Lv. Colfax 82, 83 " Ar	*8.10	*255
		f 7.38	4	Ar Risbeck " Ar	f 7.57	
		f 7.47	8	Ar Parvin " Ar	f 7.48	
		f 7.52	15	Ar Shawnee " Ar	f 7.43	
		8.00	13	Ar Albion " Ar	7.35	
9.30	11.00	8.20	19	Ar Pullman " Ar	7.20	2.25
*955	*1125	*8.45	28	Ar Moscow 82 " Ida. Lv	*7.00	*155
				Ar Moscow 82 " Ida. Lv	*7.00	*155

Union Pacific Stages Motor Bus operating over public highway. See last section General Information, page 2, for optional rail-motor bus ticketing arrangement. Buses operate only thru towns where time is shown. Local Freight; carries passengers. Leaves uptown station.

\* Daily. † Daily except Sunday.

(a) Buses operate via these stations only when passengers originate or are destined beyond Walla Walla; consult agent.

(d) Time shown is for Prosser. Mixed Train. (e) Sunday only. (f) Stops only on signal. † Motor Bus. \* Motor Train. || Meals.

Time from 12:01 midnight to 12:00 noon shown in light-face type: time from 12:01 noon to 12:00 midnight shown in heavy face type. Figures opposite junction points refer to numbers of time tables showing diverging trains.

## UNION PACIFIC SYSTEM BRANCH LINES

## SPOKANE—WALLACE

Motor 77-585 Daily	Mls.	Table No. <i>Pacific Time</i> 92	Motor 586-78 Daily
7.25	0	Lv. Spokane 26, 80, 83 Wash. Ar	8.15
f 8.04	22	Ar. Manito 83 " " Lv	f 7.16
8.55	50	" Tekoa " " Lv	6.20
9.05	0	Lv. Tekoa " " Ar	6.10
f 9.18	7	Ar. Lovell " " Lv	f 5.54
9.43	12	Ar. Watt " " Ar	5.28
f 9.56	15	Lv. Plummer Ida. Lv	f 4.58
10.14	31	" Chatcolet " " Ar	4.40
10.21	34	" Harrison " " Ar	4.32
10.29	38	" Springston " " Ar	f 4.23
10.37	41	" Black Lake " " Ar	4.17
10.45	45	" Medimont " " Ar	4.08
10.53	49	" Lane " " Ar	4.01
10.59	52	" Rose Lake " " Ar	f 3.55
11.10	58	" Dudley " " Ar	3.20
11.21	63	" Cataldo " " Ar	3.36
11.45	69	" Enaville " " Ar	3.20
12.01	76	" Kellogg-Wardner " " Ar	f 3.08
12.15	80	Ar. Osburn " " Lv	3.00
		Ar. Wallace " " Lv	3.00

## PORTLAND—HEPPNER JCT.—HEPPNER

Mixed 18-130	Mls.	Table No. <i>Pacific Time</i> 94	Mixed 129-17	Mixed 131-17
* 9.35	0	Lv. Portland Ore. Ar	* 7.35	* 7.35
* 1.05	138	Ar. Arlington " " Lv	* 2.05	* 2.05
† 3.30	138	Lv. Arlington 23, 95 " " Ar	† 12.05	† 12.05
3.50	0	" Heppner Jct. 23 " " Ar	11.45	9.45
4.33	15	" Cecil " " Ar	10.55	8.55
4.48	18	" Morsil " " Ar	† 10.35	† 8.35
5.10	25	" Morgan " " Ar	10.25	8.25
5.35	36	" McNab " " Ar	† 10.10	† 8.15
5.45	45	" Ione " " Ar	9.55	8.00
6.00	45	" Lexington " " Ar	9.20	7.35
† 6.00	45	Ar. Heppner " " Lv	9.00	n 7.15

## PORTLAND—ARLINGTON—CONDON

Mixed 18-128	Mls.	Table No. <i>Pacific Time</i> 95	Mixed 127-17	Mixed 117-17	Mixed 107-17
* 9.35	0	Lv. Portland Ore. Ar	* 7.35	* 7.35	* 7.35
* 1.05	138	Ar. Arlington " " Lv	* 2.05	* 2.05	* 2.05
† 3.50	0	Lv. Arlington 23, 94 " " Ar	† 12.40	† 10.00	† 12.40
f 4.15	8	" Shutler " " Ar	† 12.05	† 9.35	† 12.15
f 4.41	16	" Rock Creek " " Ar	11.35	9.10	11.50
f 5.00	20	" Barnett " " Ar	† 11.15	† 8.50	† 11.30
f 5.20	24	" Mikkaloo " " Ar	10.55	8.25	11.10
f 5.41	29	" Clem " " Ar	10.30	8.05	10.50
f 6.00	32	" Speece " " Ar	† 10.15	† 7.50	† 10.35
f 6.15	36	" Gwendolen " " Ar	† 10.01	† 7.35	† 10.20
* 6.55	44	Ar. Condon " " Lv	9.40	n 7.15	† 10.00

## PORTLAND—BIGGS—SHANIKO

Mixed 18-126	Mls.	Table No. <i>Pacific Time</i> 96	Mixed 125-17
* 9.35	0	Lv. Portland Ore. Ar	* 7.35
* 12.21	104	Ar. Biggs " " Lv	* 2.52
3.05	0	Lv. Biggs 23 " " Ar	† 11.55
f 3.25	5	" Thornberry " " Ar	† 11.20
f 3.35	7	" Sink " " Ar	† 11.15
3.45	9	" Wasco " " Ar	11.05
4.10	14	" Klondike " " Ar	10.35
f 4.15	16	" Sandon " " Ar	† 10.30
f 4.35	20	" Nish " " Ar	† 10.15
f 4.50	23	" De Moss " " Ar	† 10.05
f 5.05	27	" Moro " " Ar	9.55
f 5.25	31	" Erskine " " Ar	† 9.35
f 6.00	38	Ar. Grass Valley " " Lv	9.15
f 6.30	45	Lv. Grass Valley " " Ar	9.15
f 6.40	52	" Bourbon " " Ar	f 8.55
f 6.55	57	" Kent " " Ar	8.35
s 7.35	69	Ar. Wilcox " " Lv	8.20
		Ar. Shaniko " " Lv	h 7.45

SAVINGS EFFECTED BY RAIL TRAVEL  
ASTOUNDS PATRON

We are indebted to a Pennsylvania traveler for the following:

"An account of the actual cost of my recent trip might be of interest . . . My trip, including railroad fare, Pullman, all meals and tips, cost me \$215. I traveled by rail 5,300 miles. This is a cost of about 4 cents a mile. I cannot operate my car, a low priced one, for less than 7 cents per mile. I had actually thought by driving to Montana I could save at least \$100. When I found out the price of my rail ticket I was astounded. Such figures as these make the work, discomfort and dust of driving ridiculous."

## THE DALLES—AINSWORTH—BEND

Motor Bus Daily	*Freight 314 Ex. Sat.	Mls.	Table No. <i>Pacific Time</i> 97	*Freight 313 Ex. Mon.	Motor Bus Daily
8.15	0	Lv. The Dalles 23 Ore. Ar			9.50
	17	Ar. Ainsworth " " Lv			
	k10.40	Lv. Ainsworth 23 " " Ar			9.40
	12.43	" Fagher " " Lv			7.35
9.50	1.12	" Maupin " " Ar			8.05
	1.32	" McLennan " " Ar			6.45
	2.05	" North Junction " " Ar			6.10
	2.35	" South Junction " " Ar			5.40
	3.00	" Gateway " " Ar			5.15
	3.15	" Paxton " " Ar			4.55
11.45	3.30	" Madras " " Ar			4.20
11.53	3.50	" Metolius " " Ar			3.50
12.00	4.07	" Culver " " Ar			3.33
12.20	4.56	" Terrebonne " " Ar			2.40
12.40	5.15	" Redmond " " Ar			2.20
1.15	k 6.10	Ar. Bend " " Lv			1.15

## PORTLAND—SEATTLE—CENTRALIA—ABERDEEN—HOQUIAM

N. P. 501-461	987 Mixed	Mls.	Table No. <i>Pacific Time</i> 98	988 Mixed	986	N. P. 464-458
* 8.35	* 11.30	Lv. Portland Ore. Ar	* 6.30	* 6.30	* 9.20	
* 8.00	† 11.45	Lv. Seattle Wash. Ar	* 6.45	* 6.45	* 9.05	
* 11.35	* 3.15	Lv. Centralia 23 Wash. Ar	† 12.25	† 1.45	* 6.15	
	f 3.31	" Galvin " " Lv	† 11.45	f 1.23		
	f 3.45	" Helsing Jct. " " Ar	† 11.30	f 1.05		
	3.50	" Independence " " Ar	11.25	1.00		
Service	f 4.22	" Saginaw " " Ar	† 10.45	† 12.16	Service	
via	f 4.26	" South Elma " " Ar	† 10.40	† 12.10	via	
Gate	f 4.50	Ar. So. Montesano " " Lv	† 10.15	† 11.50	Gate	
		" Montesano " " Lv				
	f 4.53	Lv. Melbourne " " Ar	† 10.05	† 11.45		
	5.10	" Cosmopolis " " Ar	9.40	11.25		
	5.25	Ar. Aberdeen " " Ar	9.30	11.15	4.21	
* 1.40	* 6.00	Ar. Hoquiam " " Lv	† 9.15	† 11.00	* 4.10	

## PORTLAND—SEATTLE—TACOMA—OLYMPIA

121- 561 Bus	Table No. <i>Pacific Time</i> 99	458 Bus	
* 8.35	Lv. Portland Ar	9.20	
12.05	Ar. East Olympia Lv	6.21	
12.05	Lv. East Olympia Ar	6.15	
12.25	Ar. Olympia Lv	5.45	
422 NP Bus	Table No. <i>Pacific Time</i> 99	122-561 Bus	423 NP
* 8.00	4.20	Lv. Seattle Ar	* 2.20
9.25	5.30	Lv. Tacoma Ar	1.04
	6.21	Ar. East Olympia Lv	12.05
	6.25	Lv. East Olympia Ar	11.55
10.35	6.50	Ar. Olympia Lv	† 11.35

## SEATTLE—BREMERTON (U. S. NAVY YARD)

Table No. <i>Pacific Time</i> 100
<b>NOTE:—Daily steamer service between Seattle and Bremerton (U. S. Navy Yard) by the Puget Sound Navigation Company.</b>

■ Motor Bus over highway; operates only through towns where time is shown. □ Daily automobile service for passengers and hand baggage only. \* Daily. † Daily except Sunday. § Sunday only. ‡ Daily except Monday. (a) Monday only. (b) Tue. and Sat. only. (d) Stops to let off paying passengers from main line points east of Sherman. (f) Stops only on signal. (h) Tuesday, Thursday, Saturday only. (j) Monday, Wednesday, Friday only. (k) Daily except Saturday. (m) Except Saturday and Sunday. (n) Saturday only. (s) Monday, Wednesday and Friday only. (v) Daily except Saturday and Sunday. □ Motor bus service on Sundays. Steam train service on week days.

## AIR-CONDITIONED TRAINS

Passenger equipment, coaches, chair cars, tourist cars, dining cars, standard Pullman sleeping cars, club and observation cars on all principal Union Pacific trains, are now air-conditioned.

Air-conditioning keeps air in circulation without draft, at an even, comfortable, healthful temperature.

It cleanses the air, makes the cars substantially dust-proof, and adds a continuous supply of fresh, clean, cooled air from the outside.

It shuts out noise, and insures a more quiet, clean, and comfortable trip than by any other method of transportation.

The Union Pacific's air-conditioning program has provided the newest and most expensive of modern travel comforts, at no extra cost to passengers.





CONNECTIONS AT OMAHA

								C. & N. W.												Wabash			
2	18	8	28	22	16	14	12	11	21	1	7	27	17	15	14	11							
③130	8.45	8.40	8.20	7.15	3.45	9.25	7.15	Lv. Omaha	Ar 11.00	7.20	②215	9.30	10.00	10.15	4.00	8.30	Lv. Omaha	Ar 8.05					
Stream-liner		9.31		8.05	4.43	10.13	8.06	Lv. Mo. Valley	Ar 10.10	6.05				3.00	8.45	Lv. Council Bluffs	Ar 7.50						
		11.00		9.45	6.50	11.50	9.38	Ar. Carroll	Lv 8.35	4.00				12.43	11.50	Ar. Maryville	Lv 4.23						
	12.25	12.10	11.45	10.55	8.30	1.00	10.45	Ar. Boone	Lv 7.10	2.45		5.30	6.05	7.00	11.15	12.40	Ar. Stanberry	Lv 3.25					
5.58	1.52	1.38		12.20	10.25	2.22	12.05	Ar. Marshalltown	Lv 5.35	1.22			4.25		9.14	2.50	Ar. Chillicothe	Lv 1.13					
7.15	3.35	3.25	2.55	2.10	12.55	4.10	1.45	Ar. Cedar Rapids	Lv 3.40	11.40	9.45	2.20	2.45	3.55	6.55	3.52	Ar. Moberly	Lv 11.05					
②930	5.15	5.05	4.50	3.50	3.10	5.50	3.45	Ar. Clinton	Lv 2.00	9.55	8.27	12.40	1.05	2.20	4.20	8.08	Ar. Delmar (Blvd Sta)	Lv 7.44					
	8.50	8.45	8.35	7.15	6.30	9.25	7.15	Ar. Chicago	Lv 10.30	6.15	②615	9.30	9.45	11.15	11.59	8.30	Ar. St. Louis	Lv 7.30					

								C. & N. W.				C. M. St. P. & P. R. R.				I. C.			
202-1-202	210	204-9-204	203-202	201-2-201	209	4	8	3	7	16	12	11	15						
*9.15	①6.40	*7.35	Lv. Omaha	Ar *9.05	*7.31	①1240	12.15	8.15	Lv. Omaha	Ar 12.55	7.30								
11.27	12.20	10.30	Ar. Onawa	Lv 7.08	5.26		8.15		Ar. Sioux City	Lv 12.01		10.25	10.15						
12.00	12.15	10.45	Ar. Sioux City	Lv 6.20	4.30	8.40	12.10		Ar. Mitchell	Lv 7.50		1.35	12.45						
2.55	1.26	1.45	Ar. Alton	Lv 4.40		6.53	3.20		Ar. Aberdeen	Lv 4.20		4.15	3.20						
7.35	7.35	4.55	Ar. Worthington	Lv 3.05	1.35	5.15	4.46	11.46	Ar. Madrid	Lv 8.01	3.35	5.18	3.58						
5.20	4.40	4.25	Ar. Sioux Falls	Lv 11.30	10.50	10.50	8.14	2.46	Ar. Marlon	Lv 4.28	12.45	6.40	6.15						
7.35	7.20	7.00	Ar. Mankato	Lv 11.55	11.00	1.50	11.00	4.52	Ar. Savanna	Lv 2.05	10.55	7.27	5.55						
*8.10	*7.55	*7.35	Ar. St. Paul	Lv 9.15	8.45	11.00	9.20	Ar. Milwaukee	Lv 6.20			9.55	8.00						
			Ar. Minneapolis	Lv *8.40	*8.05	*10.15	3.05	8.15	Ar. Chicago	Lv 10.00	7.30								

								C. & N. W.				C. R. I. & P.			
202-1	204-9-23	24-22-203	2-201	8	14	6	10	5	23	7	9				
*9.15	*7.35	Lv. Omaha	Ar *9.05	*7.31											
12.20	10.45	Lv. Sioux City	Ar *6.20	4.30											
†5.06	†7.00	Ar. Salem	Lv †9.55	†11.30											
7.20	†9.05	Ar. Huron	Lv †7.45	9.10											
9.15		Ar. Redfield	Lv	6.15											
10.57		Ar. Aberdeen	Lv	4.15											
†1.15		Ar. Oakes	Lv	†1.45											

								C. B. & Q.				C. B. & Q.			
30	2	12	6	5	9	3	15	20	26	22-14	15-23	41	21	27	
6.15	3.40	8.30	7.15	Lv. Omaha	Ar 7.30	11.00	3.45	8.35							
7.59	5.43	9.58	8.38	Ar. Red Oak	Lv 5.35	9.06	1.35	6.53							
9.18	7.20	11.07	9.55	Ar. Creston	Lv 4.20	7.57	12.10	5.35							
12.15	10.55	2.08	12.40	Ar. Ottumwa	Lv 1.07	5.06	8.40	2.45							
2.02	12.48	3.50	2.29	Ar. Burlington	Lv 11.14	3.14	6.40	1.09							
3.23	2.10	4.57	3.35	Ar. Galesburg	Lv 10.12	2.15	4.25	12.14							
7.05	7.00	8.30	7.15	Ar. Chicago	Lv 6.15	10.30	11.45	9.00							

								C. G. W.				Mo. Pac.			
34-21	32-27	8	10	12	16	10	12	15-105	9-109	19-119					
	9.00	9.15	Lv. Omaha	Ar 8.00	7.30										
	1.10	1.28	Ar. Ft. Dodge	Lv 3.40	3.20										
	3.20	3.48	Ar. Mason City	Lv 1.28	1.05										
	7.30	8.00	Ar. St. Paul	Lv 8.55	8.55										
	8.10	8.40	Ar. Minneapolis	Lv 8.20	8.20										

CONNECTIONS AT KANSAS CITY

								K. C. S.				C. M. St. P. & P. R. R.			
15	16	15	16	16	12	9	15	11	13	25	3				
10.15	Lv. Kansas City	Ar 8.10													
2.30	Ar. Texarkana	Lv 4.40													
5.20	Ar. Shreveport	Lv 2.20													
11.20	Ar. Lake Charles	Lv 8.25													
11.45	Ar. Beaumont	Lv 8.00													
12.35	Ar. Port Arthur	Lv 7.20													

								Frisco Lines				C. R. I. & P.			
105	111-9	107	117	4-118	108	112	106	12	4	3	7-11	1			
7.30	11.20	8.20	8.20	Lv. Kansas City	Ar 8.10	8.10	7.30	8.10							
8.30		8.55		Ar. Memphis	Lv 7.35			7.30							
3.45		6.50		Ar. Birmingham	Lv 11.00			12.15							
	6.25		3.59	Ar. Tulsa	Lv 12.15		11.40								
	9.55		8.10	Ar. Oklahoma City	Lv 9.00										

								C. B. & Q.				C. R. I. & P.			
56	55	3	12-18-17	58-59	16-15-1	32-31	1								
8.15	Lv. Kansas City	Lv 7.50	6.50												
2.53	Ar. Quincy	Lv 1.10	7.43												
8.35	Ar. Chicago	Lv 7.00	11.45												

								Mo. Pac.				A. T. & S. F.							
10	20	16	12	9	15	11	13	6	4	20	2	24	22	15	19	9	5	3	23
11.59	10.45	1.58	8.50	Lv. Kansas City	Ar 7.15	4.05	9.20	11.56											
2.45	1.50	4.15	11.15	Ar. Sedalia	Lv 4.20	1.36	6.33	9.05											
4.16	3.25	5.45	12.53	Ar. Jefferson City	Lv 2.48	12.06	4.50	7.37											
7.23	7.10	9.18	4.05	Ar. St. Louis	Lv 11.59	9.00	2.00	4.50											

								C. G. W.				A. T. & S. F.			
16-25	12-23	28-11	24-15	6	4	20	2	24	22	15	19	9	5	3	23
11.30	5.30	Lv. Kansas City	Lv 1.45	7.40											
6.30	1.10	Ar. Des Moines	Lv 7.05	1.05											
3.30	7.00	Ar. Rochester	Lv 10.00	6.00											
6.20	7.55	Ar. St. Paul	Lv 10.50	3.30											
6.55	8.30	Ar. Minneapolis	Lv 10.15	3.00											

								Aiton				Wabash			
20-6	22	3-23	7-21	18	12	2	17	3	9	17					
†7.20	8.55	Lv. Kansas City	Ar 7.30	†6.30											
*9.45	8.25	Ar. Chicago	Lv 6.45	*11.30											

								Aiton				Wabash			
20-33	26	26	12-32	18	12	2	17	3	9	17					
†7.20	11.59	Lv. Kansas City	Ar 7.45	†6.30											
+5.40	7.40	Ar. St. Louis	Lv 11.59	7.20											

All trains daily unless otherwise indicated. \*Daily. †Daily except Sunday. ②See table A page 6.  
 ① Nos. 209 and 210 leave and arrive at Webster St. Station, Omaha. (f) Stop on Signal.

Transcontinental & Western Air, Inc.  
 Regular Daily Service to and from Kansas City. Consult agent for schedules.



**CONNECTIONS AT OGDEN AND SALT LAKE CITY**

4	16	6	2	D. & R. G. W.		1	5	15	3
		* 7.30	* 7.30	Lv	Ogden Utah Ar	* 9.10	* 9.10		
		10.45	10.55	Lv	Salt Lake City " Ar	7.15	7.30		
		11.43	11.56	Lv	Provo " Lv	6.05	6.25		
			1.40	Lv	Colton " Lv	4.06			
		2.27	2.55	Lv	Price " Lv	2.55	3.38		
			4.37	Lv	Green River " Lv	1.09			
			5.16	Lv	Thompson " Lv	12.29			
			6.34	Lv	Mack Colo. Lv	11.03			
		1.40	7.20	Lv	Grand Jct. " Lv	10.30	11.45	*12.01	
		4.40	8.17	Lv	Glennwood Spgs. " Lv	7.45	9.46	9.07	
		9.35	12.20	Lv	Leadville " Ar	5.05		5.20	
		12.01		Lv	Salida " Lv	2.35		2.55	
		2.10	4.20	Lv	Canon City " Lv	12.35		12.40	
		4.00	5.45	Lv	Pueblo " Lv	11.25		11.15	* 6.00
*10.50		5.10	6.50	Lv	Colorado Springs " Lv	10.10		9.45	5.00
* 1.55		* 7.45	* 9.00	Lv	Denver " Lv	* 8.00	* 3.30	* 7.30	* 3.00

**CONNECTIONS AT PORTLAND**

23	21	S. P. & S.		22	24
*6.10	*8.00	Lv	Portland	Ar	*11.30
9.35	11.35	Ar	Astoria	Lv	8.10
*10.30	*12.30	Ar	Seaside	Lv	*7.15

**CONNECTIONS AT SACRAMENTO**

15-60	231-52	S. P.		25-59	55-232	51-282
* 6.50	* 8.20	Lv	Sacramento Calif. Ar	* 8.55		* 9.20
8.25	10.00	Lv	Stockton " Ar	6.50	*11.10	7.40
9.20	11.33	Lv	Modesto " Lv		9.55	6.25
10.24	12.33	Lv	Merced " Lv		8.50	5.24
11.50	1.45	Ar	Fresno " Lv	3.05	7.35	4.15
2.45	4.33	Lv	Bakersfield " Lv	12.11	3.40	1.30
5.18	6.52	Lv	Mojave " Lv	9.32	12.55	11.07
* 8.45	*10.25	Ar	Los Angeles " Lv	* 6.00	* 8.35	* 7.50

**CONNECTIONS AT SAN BERNARDINO**

A. T. & S. F.		101
Lv	San Bernardino Ar	6.50
Ar	Arrowhead Lv	f 6.39
Ar	Del Rosa Lv	f 6.35
Ar	Patton Lv	6.31
Ar	Highland Lv	6.28
Ar	East Highland Lv	6.22
Ar	Mentone Lv	6.14
Ar	Redlands Lv	6.05
Ar	San Bernardino Lv	5.45

**CONNECTIONS AT BUTTE**

4		2		N. P.		1		3	
	*11.15	* 6.05	Lv	Butte Mont. Ar	*12.50	* 7.30			
	2.43	8.54	Ar	Bozeman " Lv	9.50	4.13			
	3.45	9.50	Ar	Livingston " Lv	8.50	3.15			
	6.50	12.15	Ar	Billings " Lv	5.55	11.50			
	11.09	3.45	Ar	Miles City " Lv	2.12	7.53			
	1.10	5.34	Ar	Glendive " Lv	12.24	5.48			
	12.30	8.10	Ar	Dickinson N. D. Lv	9.46	2.43			
	* 4.00	*10.36	Ar	Mandan " Lv	* 7.15	11.35			
1	287-3						4-288		2
*12.55	* 7.40	Lv	Butte Mont. Ar	*11.05	6.00				
2.00	8.44	Ar	Deer Lodge " Lv	9.43	4.56				
2.18	9.05	Ar	Garrison " Lv	9.25	4.38				
3.40	11.10	Ar	Missoula " Lv	7.10	3.10				
* 5.55	* 1.40	Ar	Paradise " Lv	4.40	*12.50				
	2.17	Ar	Trout Creek " Lv	* 1.52					
236-2	238						1-235		237
* 1.00	* 8.00	Lv	Butte Mont. Ar	5.55	*11.15				
3.45	10.50	Ar	Helena " Lv	2.50	8.10				
6.55	* 1.45	Ar	Great Falls " Lv	11.59	* 5.15				
8.35		Ar	Fort Benton " Lv	10.23					
10.55		Ar	Have " Lv	8.05					
2.50		Ar	Glasgow " Lv	4.25					
7.20		Lv	Williston N. D. Lv	1.55					
8.55		Ar	Stanley " Lv	12.15					
*10.10		Ar	Minot " Lv	*10.50					
36	16	C. M. St. P. & P. R. R.				15	5		
Tue.	* 6.50	Lv	Butte Mont. Ar	12.07	Mon.				
Thur.	8.45	Ar	Three Forks " Lv	9.51	Wed.				
Sat.	9.16	Ar	Lombard " Lv	9.20	Fri.				
Lv 8.00	12.01	Ar	Harlowton " Lv	6.36	9.00				
11.50		Ar	Melstone " Lv		3.25				
3.05		Ar	Forsyth " Lv		12.33				
4.35	4.40	Ar	Miles City " Lv	1.10	11.00				
6.18		Ar	Terry " Lv		9.26				
9.30	* 7.40	Ar	Marmarth N. D. Lv	*10.10	6.30				
7	15				16	8			
* 8.45	*12.14	Lv	Butte Mont. Ar	6.40	* 8.45				
9.46	1.12	Ar	Deer Lodge " Lv	5.33	7.40				
12.01	3.00	Ar	Missoula " Lv	3.41	5.34				
* 1.36		Ar	Superior " Lv		3.49				
* 4.30	* 6.48	Ar	Avery Idaho Lv	*12.15	* 1.35				
3	1	B. A. & P.				2	4		
* 3.50	* 9.15	Lv	Butte Mont. Ar	* 8.25	* 2.20				
4.04	9.29	Lv	Silver Bow " Ar	8.08	2.03				
4.20	9.45	Lv	Durant " Lv	7.52	1.47				
* 4.45	*10.10	Ar	Anaconda " Lv	* 7.30	* 1.25				

**CONNECTIONS AT LOS ANGELES**

55	25	51	S. P. Valley Line				52	26	282-60-26	58	78	76	74	72	A. T. & S. F.		71	73	75	79
8.35	6.00	7.50	Lv	Los Angeles	Ar	10.25	8.45	8.45			* 1.00	* 7.00	* 3.15	* 9.15	Lv	Los Angeles Calif. Ar	*11.59	* 6.40	*11.00	* 6.00
3.40	12.11	1.30	Lv	Bakersfield	Lv	4.33	2.45	2.45			1.40	7.33	3.48	9.48	Ar	Fullerton " Lv	11.18	6.02	10.23	5.20
7.35	3.00	4.15	Lv	Fresno	Lv	1.55	12.10	7.00			1.47	f 7.38		9.56	Ar	Anaheim " Lv	11.10	5.53		f 5.10
8.50	4.15	5.24	Lv	Merced	Lv	12.35		10.24	5.25		1.57	f 7.44		10.04	Ar	Orange " Lv	11.03	5.46		5.00
9.55	5.08	6.25	Lv	Modesto	Lv	11.33		9.20	3.53		2.05	7.50	4.10	10.10	Ar	Santa Ana " Lv	10.58	5.40	10.05	4.55
10.55	5.56	7.21	Ar	Tracy	Lv	10.32	8.50	6.56	2.40		3.42	9.00	5.24	11.30	Ar	Oceanside " Lv	9.50	4.28	9.00	3.20
	8.55	9.20	Ar	Sacramento	Lv	8.20	6.50				f 4.12	f 9.25	x	f 11.53	Ar	Del Mar " Lv	f 9.20	3.59	x	f 2.43
1.25	8.20	9.40	Ar	Oakland Pier	Lv	8.25	6.28	4.27	12.10		* 5.00	*10.00	* 6.30	*12.30	Ar	San Diego " Lv	* 8.45	* 3.25	* 8.00	* 2.00
1.52	8.52	10.12	Ar	San Francisco	Lv	8.00	6.00	4.00	11.40											
349	75-73	75	69	77	71	S. P. Coast Line					72	78	76	74-76	70	350				
2.45	8.30	8.30	10.00	6.45	8.00	Lv	Los Angeles	Ar	8.45	8.15	9.00	9.00	10.50	7.15						
4.51			10.10	8.55	10.10	Lv	Ventura	Lv	6.31	f 6.01	6.51	6.51	8.22	5.13						
5.45	11.25	11.25	1.20	9.55	11.10	Lv	Santa Barbara	Lv	5.45	5.15	6.05	6.05	7.35	4.30						
Ar	2.32	2.32	4.50	1.05	2.20	Lv	San Luis Obispo	Lv	2.30	1.25	2.53	2.53	3.20							
			6.14	f 2.39	3.31	Lv	Paso Robles Hot Springs	Lv	1.07	11.59			1.36							
	6.32	6.32	9.30	5.30	6.20	Lv	Watsonville Junction	Lv	10.25	9.20	10.55	10.55	10.28							
	7.45	7.45	10.50	6.52	7.35	Ar	San Jose	Lv	9.06	7.58	9.40	9.40	8.55							
	8.01	8.01		8.01		Lv	San Jose	Ar					9.25							
	9.08	9.08		9.08		Ar	Oakland (First St.)	Lv					8.05							
	9.52	9.52		9.52		Ar	San Francisco (Market St.)	Lv					7.20							
	7.50	11.00	7.00	7.40	7.40	Lv	San Jose	Ar	9.00	7.53	9.35		8.45							
	9.00	12.10	8.10	8.45	8.45	Ar	San Francisco (Third St.)	Lv	8.00	6.45	8.30		7.45							

All trains daily unless otherwise indicated. \* Daily. † Daily except Sunday. ‡ Daily except Monday. (x) Conditional stop. Time from 12.01 midnight to 12.00 noon shown in light face type; time from 12.01 noon to 12.00 midnight shown in heavy face type.

*From the Office ... or the Home*

**Telephone**

**Your Travel Requirements**

You'll find your nearest Union Pacific office and our freight and passenger representatives listed on pages 46 and 47.



# STEAMSHIP CONNECTIONS

## Trans-Pacific and Coastwise Service

### AROUND AND ACROSS AMERICA

#### ONE WAY RAIL—ONE WAY WATER

Sail west from New York or east from California via Panama and Havana on modern Panama Pacific liners. Round-trip tickets return you to your starting point. Fortnightly sailings, San Francisco, Los Angeles and New York. Union Pacific agents will gladly give you complete information, or inquire of

#### PANAMA PACIFIC LINE

1 Broadway  
New York

687 Market Street,  
San Francisco

715 West Seventh Street,  
Los Angeles

### TO THE ORIENT

Four fine ships—including the new motor liners *Asama Maru*, *Chichibu Maru* and *Tatsuta Maru*—ply in the N. Y. K. Line's California-Orient Service. Sailings at frequent intervals from San Francisco and Los Angeles.

Three ships also compose the N.Y.K. Line's Seattle-Orient Service fleet, including the new motor liners *Hikawa Maru*, *Hiye Maru* and *Heian Maru*. Sailings from Seattle and Vancouver fortnightly.

#### N. Y. K. LINE (Japan Mail)

551 Market Street  
San Francisco  
25 Broadway  
New York City

1404 Fourth Avenue  
Seattle

518 West Sixth Street  
Los Angeles  
40 No. Dearborn St.  
Chicago

### CANADIAN-AUSTRALASIAN LINE LIMITED

Around the Pacific Tours—Vancouver, Honolulu, Suva, Auckland, Sydney, returning to Vancouver direct to or San Francisco via Wellington. Rarotonga and Tahiti, or to San Francisco or Los Angeles via Honolulu.

For further information address

**J. J. Forster, Steamship General Passenger Agent.**

999 W. Hastings Street, Vancouver, B. C.

### STATES STEAMSHIP LINES

#### New Route to Orient and 'Round the World

"ONE CLASS SHIPS" from Portland, Oregon

S. S. "General Pershing".....October 8 and December 10  
S. S. "General Sherman".....October 29 and December 31  
S. S. "General Lee".....November 19 and January 21  
and additional sailings every three weeks.

Yokohama, \$172.00; Kobe, \$177.00; Shanghai, \$198.00; Hong Kong, \$215.00.  
"Round the World"—Home town to Home town, \$509.00 to \$650.00 on  
"One Class Ships".

**Edwin A. Gardner, G.P.A.**

Porter Building, Portland, Oregon.

### At Any Season—HAWAII

Each week delightfully appointed Pacific vessels depart from San Francisco and Los Angeles for Hawaii, a land where the fine art of play and living has been developed to a point that nears perfection.

AUSTRALIA - - SOUTH SEAS - - NEW ZEALAND

Each four weeks the *Mariposa* or *Monterey*, new Oceanic Line sister ships, sail for Sydney and Melbourne, Australia, with calls en route at the fascinating Island ports of Honolulu; Pago Pago, Samoa; Suva, Fiji.

See any Union Pacific Agent or

#### MATSON LINE - OCEANIC LINE

San Francisco Portland New York Chicago Los Angeles San Diego Seattle

### ROUND AMERICA

#### LOWEST FIRST CLASS FARE—ONE WAY RAIL—ONE WAY WATER

Double the enjoyment of your trip East or West! Go to New York by train, thence to California via Havana and the Panama Canal on a smooth-sailing President Liner. First Class fares now begin at \$240. Should you wish to reverse this order, First Class rail and water Round America fares are from \$255, Tourist Class \$210. Your ticket takes you from home-town back to home-town.

For further information see your Union Pacific Agent, or

#### DOLLAR STEAMSHIP LINES

New York Chicago San Francisco Los Angeles

### AMERICAN MAIL LINE

Between  
SEATTLE, TACOMA, VICTORIA  
and

YOKOHAMA, KOBE, SHANGHAI, HONGKONG, MANILA

From Seattle, every 14 days

For information ask any

Union Pacific Agent

### ALASKA STEAMSHIP COMPANY

"The Alaska Line"

Alaska offers more for your money. Only The Alaska Line offers a CHOICE of Alaska cruises and tours. Also a cruise to the Arctic each year.

The Alaska Line operates year 'round service to both Southeastern and Southwestern Alaska, and to the Bering Sea district when navigation is open. Get the big new good-natured map of Alaska, in full color. Send ten cents, stamps or coin. Interesting, Instructing, Amusing, Suitable for framing.

See your local Union Pacific Agent, or write, L. W. Baker, Traffic Mgr., Seattle, Wash.

### UNION STEAMSHIP CO. OF NEW ZEALAND, Ltd.

SAN FRANCISCO TO  
PAPEETE (TAHITI)  
RAROTONGA (COOK'S ISLAND)  
WELLINGTON (NEW ZEALAND)  
SYDNEY (AUSTRALIA)

S. S. Makura.....October 23 S. S. Maunganui.....November 20

**Hind, Rolph & Company, Inc.,**

General Agents

230 California Street San Francisco, Calif.

### CANADIAN PACIFIC STEAMSHIPS

"The White Empress"

From VANCOUVER and VICTORIA  
to HONOLULU, JAPAN, CHINA  
and PHILIPPINES

Sailings Every Two Weeks

SEATTLE—VICTORIA—  
VANCOUVER

9.00	11.30	Ly Seattle	Ar	8.00	9.30
1.15	Direct	Ly Victoria	Ly	Direct	5.00
2.00		Ly Victoria	Ar		3.15
6.45	8.00	Ar Vancouver	Ly	11.00	10.30

For information, ask any

Union Pacific Agent

### CANADIAN NATIONAL STEAMSHIPS

ALASKA SERVICE

Seattle Victoria Vancouver Skagway

Frequent Sailings

Regular Sailings Year 'Round—Vancouver, Prince Rupert, Anyox, Stewart.

For further information ask any

Union Pacific Agent.

### GREAT WHITE FLEET

(United Fruit Company)

TO CALIFORNIA

Services weekly between New York, New Orleans and California via Havana, Jamaica and other interesting ports. Itineraries allow one to three days layover on Canal Zone and fares include hotel accommodations, meals and other expenses during this layover.

For information, literature, rates and reservations, inquire of any

Union Pacific System

Ticket Agent

### GRACE LINE

Complete Rail-Water Tour Around America from your Home Station and return to your Home Station by Grace Line through the Panama Canal. See Mexico, the Central Americas, Colombia and Havana, and the Wonders of your own country.

Ticket Agents will gladly arrange Railroad and Steamer Transportation.

#### Grace Line

2 Pine Street, San Francisco

10 Hanover Sq. New York City

1308 4th Avenue, Seattle

525 West 6th St. Los Angeles

### O. S. K. LINE

Monthly Sailings, Los Angeles to the Orient, India, South Africa, South America and Round-the-World.

Direct Connections to All Ports in the Orient

#### Osaka Shosen Kaisha

262 California St., San Francisco

17 Battery Place, New York.

522 Board of Trade Bldg., Los Angeles.

### VISIT GREAT BRITAIN

Easily and Economically

England and Scotland have all that makes a perfect trip—history, scenery, gaiety. Everything for an "American" good time. Thousand-year-old Oxford and Cambridge are like dreams come true. Wales is a land of glorious scenery and charm. And all the old dollar values exist in the British Isles, where they speak your own language!

For Itineraries, Maps, etc., Write to Dept. UP.

ASSOCIATED BRITISH RAILWAYS, Inc., T. R. DESTER, General Traffic Mgr.  
551 Fifth Avenue, New York City, N. Y.

# FARM LANDS

The Union Pacific System serves some of the best agricultural territory in the country, suitable for almost any farming purpose. Folders are available dealing with the resources of the following individual states: Washington, Oregon, Idaho, Utah, Nevada and Nebraska. A postcard, or letter, will bring to you FREE of charge, any of these bulletins.

If you are thinking of changing your location, act NOW, while prices of farm lands are low.

Address all inquiries to—

**R. A. SMITH, Supervisor of Agriculture**  
Room 10, Union Pacific Building, Omaha, Nebr.

## Union Pacific Travel Library

The Union Pacific publishes the following illustrated booklets and folders which contain accurate travel information and descriptions of the scenic regions reached by its lines. Any representative listed on pages 46-47 will send you copies upon request. You will find them interesting, informative and helpful in planning a western trip.

California	Escorted All-Expense Tours
Boulder Dam Folder Map	Yellowstone National Park
Along the Union Pacific System	Folder Map of the United States
The Pacific Northwest and Alaska	Colorado Mountain Playgrounds
Zion-Bryce Canyon-Grand Canyon National Parks	
Dude Ranches Out West	



As If You  
Were  
There

If something comes up that demands YOUR attention, don't worry—TELEGRAPH!

Reservations . . . appointments . . . word to the family . . . Telegrams will attend to all of them . . . quickly, surely The cost is low.

The porter will send your telegram or cablegram from the next station. The Union Pacific connects with Western Union . . . the one telegraph system that serves everyone, everywhere.

*Western Union Blanks in Every Car*

# WESTERN UNION



## OVERLAND TERMINAL WAREHOUSE LOS ANGELES

Associated with Crooks Terminal Warehouse at Chicago, Kansas City and New York

Finest and most modern distribution and storage warehouse on the Pacific Coast. Over ten acres of floor space. Solid concrete fireproof construction.

Located on Union Pacific tracks in the heart of the distribution center. Low insurance rates.

### Complete Warehousing and Distribution Service

For complete information

## OVERLAND TERMINAL WAREHOUSE COMPANY

Los Angeles, Calif., or

Any Traffic Representative UNION PACIFIC SYSTEM



Pickup

En Route

Delivery

## FAST SERVICE for PACKAGES

**D**EPENDABLE through service from sender to receiver, with pick-up and delivery in principal cities and towns, is available at the nearest Express Agency on this Railroad.

We give a receipt on collection and take a receipt on delivery. Ask our representative about this fast, convenient way of sending packages.

## RAILWAY EXPRESS AGENCY

As an added convenience, express packages may be left with Western Union or will be called for by their messengers without extra charge.

# PULLMAN SLEEPING CAR RATES

These rates are compiled from current Pullman Co. tariffs and published as a convenience for patrons. Subject to change without notice.

Note: The Standard upper berth rate is 20 per cent less than the lower berth rate, minimum \$1.60.

Tourist upper berth rate is 20 per cent less than the lower berth rate, minimum \$1.00.

Chicago				St. Paul Minneapolis			Council Bluffs Omaha				BETWEEN AND		St. Louis			Kansas City			Denver						
Double Lower Standard Berth	Drawing Room	Compartment	Double Lower Tourist Berth	Double Lower Standard Berth	Drawing Room	Compartment	Double Lower Standard Berth	Drawing Room	Compartment	Double Lower Tourist Berth		Double Lower Standard Berth	Drawing Room	Compartment	Double Lower Standard Berth	Drawing Room	Compartment	Double Lower Standard Berth	Drawing Room	Compartment	Double Lower Tourist Berth	Double Lower Standard Berth	Drawing Room	Compartment	Double Lower Tourist Berth
\$12.75	\$45.00	\$36.00	\$ 6.75	\$12.25	\$43.00	\$34.50	\$ 9.75	\$35.00	\$27.50	\$ 5.25		\$12.75	\$45.00	\$36.00	\$10.25	\$36.00	\$29.00	\$ 7.25	\$26.00	\$20.50	\$ 5.25	\$ 7.25	\$26.00	\$20.50	\$ 3.75
10.50	37.00	29.50	5.75	10.50	37.00	29.50	8.00	28.00	22.50	2.25		10.25	36.00	29.00	8.50	30.00	24.00	7.00	25.00	20.00	5.25	7.00	25.00	20.00	3.75
7.25	26.00	20.50	3.75	6.75	24.00	19.00	4.25	15.00	12.00	1.50		7.25	26.00	20.50	5.50	20.00	15.50	2.75							
3.00	11.00	8.50	1.50	2.50	9.00	7.00	3.00	11.00	8.50			2.50	9.00	7.00	3.00	11.00	8.50								
7.25	26.00	20.50		6.75	24.00	19.00	4.25	15.00	12.00			3.00	11.00	8.50	2.50	9.00	7.00								
10.25	36.00	29.00		10.50	37.00	29.50	8.00	28.00	22.50			6.75	24.00	19.00	4.25	15.00	12.00								
11.25	40.00	31.50		11.50	41.00	32.50	9.00	32.00	25.50			10.25	36.00	29.00	8.50	30.00	24.00								
3.00	11.00	8.50		3.75	14.00	10.50	2.50	9.00	7.00																
13.50	48.00	38.00	7.50	13.25	47.00	37.50	11.00	39.00	31.00	6.00		2.50	9.00	7.00											
13.50	48.00	38.00		13.50	48.00	38.00	11.00	39.00	31.00			14.00	49.00	39.50	11.50	41.00	32.50	6.50							
15.75	56.00	44.50	8.50	15.75	56.00	44.50	13.25	47.00	37.50	7.00		15.00	53.00	42.00	13.25	47.00	37.50	7.00							
12.75	45.00	36.00	6.75	12.50	44.00	35.00	10.00	35.00	28.00	5.25		12.75	45.00	36.00	10.50	37.00	29.50	5.50							
2.50	9.00	7.00					2.50	9.00	7.00			3.75	14.00	10.50	3.75	14.00	10.50								
10.25	36.00	29.00	5.75	10.25	36.00	29.00	8.00	28.00	22.50	4.25		10.25	36.00	29.00	8.50	30.00	24.00	4.25							
3.00	11.00	8.50	1.50	2.50	9.00	7.00						3.00	11.00	8.50	2.50	9.00	7.00								
13.25	47.00	37.50	7.00	13.25	47.00	37.50	11.00	39.00	31.00	5.50		12.75	45.00	36.00	11.50	41.00	32.50	4.75							
10.25	36.00	29.00	5.75	10.50	37.00	29.50	8.00	28.00	22.50	4.25		10.25	36.00	29.00	8.50	30.00	24.00	4.25							
15.75	56.00	44.50	8.25	15.75	56.00	44.50	13.25	47.00	37.50	7.00		15.00	53.00	42.00	13.25	47.00	37.50	7.00							
14.25	50.00	40.00	8.00	14.00	49.00	39.50	11.50	41.00	32.50	6.50		14.25	50.00	40.00	12.50	44.00	35.00	6.50							
15.75	56.00	44.50	8.50	15.75	56.00	44.50	13.25	47.00	37.50	7.00		15.00	53.00	42.00	13.25	47.00	37.50	7.00							
10.25	36.00	29.00	5.75	10.25	36.00	29.00	8.00	28.00	22.50	4.25		10.25	36.00	29.00	8.50	30.00	24.00	4.25							
15.75	56.00	44.50	8.50	15.75	56.00	44.50	13.25	47.00	37.50	7.00		15.00	53.00	42.00	13.25	47.00	37.50	7.00							
15.75	56.00	44.50	8.25	15.75	56.00	44.50	13.25	47.00	37.50	7.00		15.00	53.00	42.00	13.25	47.00	37.50	7.00							
13.25	47.00	37.50		13.50	48.00	38.00	11.00	39.00	31.00			12.75	45.00	36.00	11.50	41.00	32.50								
2.50	9.00	7.00		3.75	14.00	10.50	3.00	11.00	8.50						2.50	9.00	7.00	1.25							
2.50	9.00	7.00					2.50	9.00	7.00			3.75	14.00	10.50	3.75	14.00	10.50								
15.75	56.00	44.50	8.25	13.25	47.00	37.50	13.25	47.00	37.50	7.00		15.00	53.00	42.00	13.25	47.00	37.50	7.00							
14.75	54.00	41.00	8.00	14.25	50.00	40.00	11.50	41.00	32.50	6.50		14.50	51.00	41.00	12.75	45.00	36.00	6.75							
13.25	47.00	37.50		13.50	48.00	38.00	11.00	39.00	31.00			12.75	45.00	36.00	11.50	41.00	32.50								
10.25	36.00	29.00		10.50	37.00	29.50	8.00	28.00	22.50			10.25	36.00	29.00	8.50	30.00	24.00								

(A) Applies via Salt Lake City. (B) From Salt Lake City. From Ogden, lower berth, \$3.00; Drawing-room, \$11.00; Compartment, \$8.50. (C) From Tacoma, lower berth, \$6.50; Drawing-room, \$23.00; Compartment, \$18.50. (D) Also applies via Salt Lake City, except when through car is operated via Salt Lake City there is an additional charge of \$1.00 for Lower Berth, \$3.00 for Compartment and \$4.00 for Drawing-room. (E) From Tacoma, lower berth, \$9.00; Drawing Room, \$32.00; Compartment, \$25.50. (F) From Tacoma, lower berth, \$6.00; Drawing-room, \$21.00; Compartment, \$17.00. (G) Applies via Los Angeles. (H) Applies via Southern Pacific Co. and Portland. (K) From Tacoma, lower berth, \$7.50; Drawing-room, \$27.00; Compartment, \$21.00. (L) Applies via Southern Pacific Co.

**Exclusive Space Occupancy:** Two full fare railroad tickets must be purchased for exclusive use of drawing-room; one and one-half fare for compartment; one full fare for a section. For exceptions consult ticket agent



# UNION PACIFIC SYSTEM

For Your Convenience

Here is a list of Union Pacific offices, addresses, telephone numbers, and names of the men in each. If you need advice in connection with your trip, call the nearest office. Someone there

can give you the information you want. These offices are at your service—for reservations, for convenient side trips, for help in changing trains or making connections.

ABERDEEN, WASH.—3 Union Passenger Station, K and River Sts.—Phone 1045	KANSAS CITY, MO.—City Ticket Office, 805 Walnut St.—Phone Main 6530
W. E. M. SCHLOEMAN..... District Freight and Passenger Agent	A. J. SEITZ..... General Freight and Passenger Agent
ASTORIA, ORE.—Foot of Eleventh Street..... Phone 304	SETH C. RHODES..... General Agent, Passenger Department
FLOYD C. FOSTER..... Traffic Agent	O. D. CROFUT..... Traveling Passenger Agent
ATLANTA, GA.—1232 Healey Building..... Phone Walnut 5163	C. F. HALLSMAN..... Traveling Passenger Agent
P. S. SMITH..... Acting General Agent	E. M. MATTES..... City Passenger Agent
V. C. KURNE..... Traveling Freight and Passenger Agent	J. L. BOSTICK..... City Passenger Agent
BEND, ORE.—118 Oregon Street..... Phone 63-W	G. B. CRIPPEN..... Passenger Representative
JOHN W. PADDEN..... Traveling Traffic Agent	J. D. HURLEY..... Depot Passenger Agent
BOISE, IDAHO—Tenth and Front Streets..... Phone 414	Gen'l Freight Dept.—721 Railway Exch. Bldg., 7th & Walnut Sts.—Phone Main 6530
JOEL L. PRIEST..... General Agent	R. A. PETERS..... General Agent, Freight Department
GEO. M. BISBEE..... Traveling Freight and Passenger Agent	J. M. MILLS..... Traveling Freight Agent
W. J. HYNES..... Traveling Freight and Passenger Agent	I. O. STUVER..... Traveling Freight Agent
RHEES FIFE..... Traveling Passenger Agent	SAM REINHARDT..... Traveling Freight Agent (Salina, Kansas—Phone 297)
ROBERT C. COLE..... Passenger Representative	W. E. GIBSON..... Live Stock Agent, Live Stock Exchange Bldg.
BOSTON, MASS.—207 Old South Bldg., 294 Washington St.—Phone Liberty 4354	LEWISTON, IDAHO—Room 7, Union Depot..... Phone 1163
WILLARD MASSEY..... General Agent	H. J. BERGER..... Traveling Traffic Agent
MORTON MANN..... Traveling Freight and Passenger Agent	LINCOLN, NEBR.—City Ticket Office, 130 So. 13th St.—Phone B-1167
T. C. WALLACE..... Traveling Freight and Passenger Agent	A. D. GRANT..... General Agent
G. A. OULTON..... Freight and Passenger Agent	LONG BEACH, CALIF.—City Ticket Office, 220 Pine Avenue..... Phone 62,193
M. W. COONERTY..... City Passenger Agent	R. W. SMOCK..... General Agent
BREHERTON, WASH.—Consolidated Ticket Office, 228 First St.—Phone 732	F. S. THOMAS..... City Freight and Passenger Agent
A. F. LEE..... Agent	LONGVIEW, WASH.—Phone 818
BUTTE, MONT.—229 Riatio Bldg., 4 South Main Street..... Phone 22389	GUY L. ANDERSON..... General Agent
HENRY COULAM..... General Agent	LOS ANGELES, CALIF.—City Ticket Office, 732 So. Broadway—Phone Trinity 9211
J. D. HAGUE..... Traveling Freight and Passenger Agent	L. M. BROWN..... General Agent, Passenger Department
WALTER G. ESLECK..... Passenger Representative	L. W. WREN..... Traveling Passenger Agent
Consolidated Ticket Office—2 North Main Street..... Phone 3775	LESTER DEWITT..... Traveling Passenger Agent
D. E. WILDER..... Agent	C. P. ENSIGN..... City Passenger Agent
CHEYENNE, WYO.—Union Pacific Freight Office..... Phone 4421, Branch 69	C. V. LEWIS..... City Passenger Agent
A. W. DAVIS..... Traveling Freight Agent	C. C. DWYER..... City Passenger Agent
Union Pacific Station..... Phone 4421, Branch 6	R. C. BREMMER..... City Passenger Agent
N. A. MILLER..... Ticket Agent	LEO P. DEAN..... City Passenger Agent
CHICAGO, ILL.—City Ticket Office, 6 So. LaSalle Street, Otis Building..... Phone 4421, Branch 6	J. D. T. BRYAN (Central Passenger Station)..... Depot Passenger Agent
A. G. BLOOM..... General Agent, Passenger Department	J. F. SCHMITTROTH..... Tour Representative
WILLIAM WARNER..... City Passenger Agent	R. R. RUSSELL (Branch Ticket Office, 517 Pac. Electric Bldg., 6th & Main)..... Agent
H. G. LARIMER..... City Passenger Agent	E. MCKENNEY (Branch Office, 451 South Main Street)..... Phone Trinity 9211
E. E. ROBERTSON..... Traveling Passenger Agent	522 Pacific Electric Bldg., Sixth and Main Streets..... General Agent, Freight Department
I. D. KESSELER..... Passenger Agent	E. A. COONS..... General Agent, Freight Department
Freight Department—1419 Garland Bldg., 68 East Washington St.—Phone 4421, Branch 6	E. W. GILLILAND..... Traveling Freight Agent
F. L. FEAKINS..... Assistant Freight Traffic Manager	MILWAUKEE, WIS.—814 Warner Bldg., 212 W. Wisconsin Ave. Phone Marquette 7022
E. W. MAU..... Traveling Freight Agent	K. T. MINDEEMANN..... General Agent
D. H. VOLTZ..... Traveling Freight Agent	G. J. BUCKINGHAM..... Traveling Passenger Agent
CINCINNATI, OHIO—705 Dixie Term. Bldg., 4th and Walnut Sts.—Phone Main 0144	MARSHALL R. BRYAN..... Traveling Freight Agent
F. B. SWOPE..... General Agent	C. C. BROUSE..... City Passenger Agent
J. STANLEY ORR..... District Passenger Agent	MINNEAPOLIS, MINN.—890 Northwestern Bank Bldg., 620 Marquette Ave.—Phone 4471
WM. HETHERINGTON..... Traveling Passenger Agent	A. J. WINTERSTEEN..... City Passenger Agent
E. J. MCCLEAN..... Traveling Passenger Agent	WM. H. BRENNAN..... Traveling Freight and Passenger Agent
F. G. BUSCH..... Traveling Freight Agent	J. E. PILON..... Traveling Freight and Passenger Agent
J. R. LINSKEY..... General Agent	NEW ORLEANS, LA.—1007 Carondelet Bldg., 223 Carondelet St. General Agent
CLEVELAND, OHIO—1006 (Tenth Floor) Terminal Tower, 50 Public Square..... Phone 5070	G. J. GARDIN (Phone Raymond 1745)..... General Agent
W. H. BENHAM..... General Agent	NEW YORK, N. Y.—Room 402, 521 Fifth Avenue Phone Murray Hill 2-4450
RICHARD E. BURT..... Traveling Passenger Agent	H. A. LAWRENCE..... General Agent, Passenger Department
EDWIN H. ALLEN..... Traveling Freight and Passenger Agent	C. J. SMITH..... Traveling Passenger Agent
A. G. HERBSTER..... City Passenger Agent	H. L. GARDNER..... City Passenger Agent
COUNCIL BLUFFS, IA.—Union Pacific Transfer Depot..... Phone 491	G. I. GILES..... City Passenger Agent
ANDREW MCILLLEN..... Freight and Passenger Agent	M. QUADER, JR..... City Passenger Agent
DALLAS, TEXAS—1029 Kirby Bldg., Main and Akard Sts.—Phone 7-1778	J. M. KRAUS..... Passenger and Ticket Agent
E. G. KOENEMAN..... General Agent	M. A. LIGHT..... Passenger Agent
JOHN D. BENDA..... Traveling Freight and Passenger Agent	W. T. BURNS..... General Agent, Freight Department
DENVER, COLO.—City Ticket Office, 601 Seventeenth Street—Phone Keystone 4141	W. V. MAY..... Traveling Freight Agent
WM. T. PIER..... Assistant General Freight and Passenger Agent	OAKLAND, CALIF.—215 Central Bank Bldg., 435 14th St.—Phone Glencord 8676
ARTHUR C. SMITH..... General Agent, Passenger Department	E. A. KRIEPEL, JR. (Assistant General Passenger Agent)..... General Agent
O. B. STAPLETON..... Traveling Passenger Agent	J. A. GOLOBICK..... City Passenger Agent
H. A. ENGLESON..... Traveling Passenger Agent	OGDEN, UTAH—Union Passenger Station, 25th St. and Wall Ave.; Phone Main 740
K. N. MIDDLEKAUFF..... City Passenger Agent	C. L. MCKNIGHT..... General Agent
M. J. HANDLEY..... City Passenger Agent	RALPH L. CLARK..... Passenger Representative
W. J. MURPHY..... Passenger Representative	OMAHA, NEBR.—Union Pacific Headquarters Bldg., 1416 Dodge St.—Phone Jackson 6822
HARRY W. BROWN, JR. .... Passenger Representative	L. G. MEDER..... General Agent, Passenger Department
R. K. TOMPKINS..... Depot Passenger Agent	L. R. TIBKE..... City Passenger Agent
F. B. VAN SAUN..... Traveling Freight Agent	F. E. WATKINS..... Traveling Passenger Agent
L. M. TUDOR..... Traveling Freight Agent	E. C. MALLON..... Traveling Passenger Agent
J. W. HASKELL..... Traveling Freight Agent	R. B. JOHNSON..... Depot Passenger Agent
A. H. GENGE..... Traveling Freight Agent	J. D. WHITMORE..... General Live Stock Agent
C. L. NYE..... Live Stock Agent	C. W. EVERS..... General Agent, Freight Department
DES MOINES, IOWA—407 Equitable Bldg., 6th & Locust Sts.—Phone 3-5093	E. G. CLAY..... Traveling Freight Agent
FRED P. STAFFORD..... General Agent	R. A. SMITH..... Supervisor of Agriculture and Colonization
R. J. HENRY..... Traveling Freight and Passenger Agent	City Ticket Office—301 So. 16th Street..... Phone Jackson 6822
W. H. HIGGINS..... Traveling Freight and Passenger Agent	WALTER CONREY..... Agent
DETROIT, MICH.—508 Transportation Bldg., 131 Lafayette Blvd., West..... Phone 4642	PASADENA, CALIF.—Union Pacific Station 205 W. Colorado St.—Phone Wakefield 4107
A. R. MALCOLM..... General Agent	C. F. FARMER..... General Agent
GEO. R. BIEMAN..... City Passenger Agent	J. V. CONNETT..... Passenger and Freight Traffic Agent
J. G. HOWET..... Traveling Freight and Passenger Agent	PHILADELPHIA, PA.—904 Girard Trust Co. Bldg., Broad St. & So. Penn Sq.—Phone 3856-W
W. W. HOTT..... Traveling Freight and Passenger Agent	H. L. LAUBY..... General Agent
A. J. ECKERLE..... Passenger Agent	GORDON G. NOBLE (Rittenhouse 2170)..... Traveling Freight and Passenger Agent
EAST LOS ANGELES, CALIF.—5454 Ferguson Drive..... Phone Angeles 6509	T. M. J. CRITZ..... Traveling Freight and Passenger Agent
T. L. VOGEL..... Ticket Agent	THOMAS CLIFT..... City Passenger Agent
EUGENE, ORE.—1691 Olive Street..... Phone 3856-W	PITTSBURGH, PA.—216 Oliver Bldg., Smithfield Street and Sixth Avenue—Phone 0390
FORT COLLINS, COLO.—Union Pacific Station..... Phone 223	JOHN D. CARTER..... General Agent
L. B. WHITEHEAD..... Passenger and Ticket Agent	EDWARD EMERY..... District Passenger Agent
FRESNO, CALIF.—207 Rowell Bldg., Tulare St. and Van Ness Ave.—Phone 1615	G. O. HASSENFRIETZ..... Traveling Freight and Passenger Agent
T. F. BROSNAHAN..... General Agent	POMONA, CALIF.—Union Pacific System Passenger Station—Phone Orange 1228
OTTO NILSSON..... Traveling Freight and Passenger Agent	F. I. MARKEY..... Passenger and Freight Traffic Agent
H. G. FELLETER..... Traveling Freight and Passenger Agent	PORTLAND, ORE.—751 Pittcock Block, 921 S. W. Washington Street—Phone 3
GERING, NEBR.—Union Pacific Station..... Phone 35	J. C. CUMMING..... Assistant General Freight and Passenger Agent
S. C. CLARKE..... General Agent, Operating and Freight Traffic Departments	A. KELLING..... General Agent, Freight Department
GLENDALE, CALIF.—129 South Brand Boulevard..... Phone Douglas 373	C. H. JACKA..... Traveling Traffic Agent
MADISON H. FOWLER..... General Agent	J. CURTIN..... Traveling Traffic Agent
GREELEY, COLO.—Union Pacific Station..... Phone 3	H. D. ATTHON..... Live Stock Agent
E. H. MATHEWS..... Passenger and Ticket Agent	
HOLLYWOOD, CALIF.—City Ticket Office, Hotel, 6732 Hollywood Blvd.—Phone 1301	
C. E. POTTER..... General Agent, Passenger Department	
W. L. RAMBO..... City Passenger and Ticket Agent	

Continued on page 47

PORTLAND, ORE.—(Continued)—  
 City Ticket Office—701 S. W. Washington Street— Phone Broadway 7771  
 BURTON BECK ..... Traffic Agent  
 N. B. FALLAS ..... Traffic Agent  
 R. E. WURSTER ..... Traffic Agent  
 SAM D. ALLEN ..... Traffic Agent  
 O. M. HANSEN ..... Traffic Agent  
 REDLAND, CALIF.—4 Orange Street, Fisher Building— Phone Main 1133  
 W. H. McPHERSON ..... Passenger and Freight Traffic Agent  
 RENO, NEV.—200 Lyon Bldg., Second and Center Streets— Phone Reno 4881  
 E. E. LARKIN ..... General Agent  
 RIVERSIDE, CALIF.—Union Pacific Pass. Station, 7th & Vine Sts.— Phone 626  
 R. E. DRUMMY ..... General Agent  
 L. C. FOWLER ..... Passenger and Freight Agent  
 SACRAMENTO, CALIF.—217 Forum Bldg., 1107 Ninth St.— Phone Main 895  
 F. A. FOX ..... General Agent  
 G. C. HOWARD ..... Traveling Freight and Passenger Agent  
 V. J. CHRISTENSEN ..... Traveling Freight and Passenger Agent  
 ST. JOSEPH, MO.—City Ticket Office, 517 Francis Street— Phone 6-1472  
 LOUIS MOTTET ..... General Freight and Passenger Agent, St. J. and G. I. Ry. Co.  
 F. X. SCHOENBERG ..... Passenger and Freight Agent  
 J. W. MARTIN ..... Traveling Freight and Passenger Agent (Hastings, Nebr.)  
 ST. LOUIS, MO.—203 Carleton Bldg., 308 North 6th St.— Phone Chestnut 7750  
 F. F. ROBINSON ..... General Agent  
 J. M. REBMAN ..... Traveling Passenger Agent  
 E. R. FIELD ..... Traveling Freight and Passenger Agent  
 W. B. MARKHAM (Memphis, Tenn.) ..... Traveling Freight and Passenger Agent  
 J. W. MCBURNEY ..... Traveling Freight Agent  
 J. J. MCCARTHY ..... City Passenger Agent  
 SALT LAKE CITY, UTAH—City Ticket Office—Hotel Utah, Main & S. Temple Sts  
 C. H. SALTMARSH ..... General Agent, Passenger Department  
 B. W. HANSON { Phone } ..... General Agent, Freight Department  
 J. D. FORD, JR. { Wasatch 200 } ..... Traveling Freight and Passenger Agent  
 J. R. HORSLEY ..... Traveling Freight and Passenger Agent  
 E. A. SHEWE ..... City Passenger Agent  
 W. J. THOMAS ..... City Passenger Agent  
 H. R. STEPHENSEN ..... Passenger Representative  
 ROYAL R. CHASE ..... Passenger Representative  
 SAN DIEGO, CALIF.—345 Plaza Street— Phone Main 7219  
 E. H. HODGINS ..... General Agent  
 SAN FRANCISCO, CALIF.—City Ticket Office, 355 Geary St., Hotel Stewart—  
 L. W. HICKS { Phone } ..... General Agent, Passenger Department  
 E. A. WIGLER { Garfield 8030 } ..... City Passenger Agent  
 E. A. ODELL ..... City Passenger Agent  
 415 Monadnock Building, 651 Market Street— Phone GAfield 6030  
 J. L. TOTTEN ..... General Agent, Freight Department  
 R. J. KENNEDY ..... Traveling Freight and Passenger Agent

SAN JOSE, CALIF.—401 1st Nat. Bk. Bldg., Santa Clara & 1st Sts.—Phone Ballard 630  
 R. M. RITCHIE ..... General Agent  
 F. M. BUTTKER ..... Traveling Freight and Passenger Agent  
 F. H. TAYLOR ..... Traveling Freight and Passenger Agent  
 SAN PEDRO, CALIF.—City Ticket Office, 101 West Seventh St.— Phone 1073  
 W. F. NASH, JR. ..... General Agent  
 JOHN M. GARNER ..... City Freight and Passenger Agent  
 SANTA ANA, CALIF.—City Ticket Office—305 North Main Street.— Phone 1877  
 W. A. SHOOK ..... General Agent  
 R. A. PARKER ..... City Freight and Passenger Agent  
 SANTA MONICA, CALIF.—309 Santa Monica Boulevard— Phone 21213  
 S. C. FROST ..... General Agent  
 SEATTLE, WASH.—204 Union Station, 4th Ave. & Jackson St.—Phone Elliott 6933  
 H. M. WEST ..... Assistant General Freight and Passenger Agent  
 W. S. ELLIOTT ..... Traffic Agent  
 FRANK S. ELLIOTT ..... Traveling Traffic Agent  
 City Ticket Office—1403 Fourth Avenue— Phone Elliott 6933  
 A. L. IVES ..... Traffic Agent  
 H. E. MOORES ..... Traffic Agent  
 H. K. SCHULER ..... Traffic Agent  
 SIOUX CITY, IOWA—405 Commerce Bldg., 520 Neb. St.—Phone Automatic 58328  
 C. A. POLLOCK ..... General Agent, Freight Department  
 SPOKANE, WASH.—Union Station— Phone Main 4121  
 T. J. DOW ..... District Freight and Passenger Agent  
 W. L. SMITH ..... Traveling Traffic Agent  
 C. P. MCARTHUR ..... Traveling Traffic Agent  
 F. F. DAVIS ..... Traveling Traffic Agent (St. Regis Hotel, Calgary, Canada.)  
 City Ticket Office—North 1 Post Street— Phones Main 4121 and Main 2261  
 F. M. DE RIEMER ..... Traffic Agent  
 TACOMA, WASH.—114 South Ninth Street— Phone Main 2136  
 G. L. LEONARD ..... District Freight and Passenger Agent  
 W. O. BALDWIN ..... City Passenger Agent  
 RICHARD WARD ..... Traffic Agent  
 TORONTO, ONT.—201 Canadian Pacific Bldg., 69 Yonge St.— Phone Elgin 4685  
 GEO. W. VAUX ..... General Agent  
 TULSA, OKLA.—320 Kennedy Bldg., 321 South Boston St.— Phone 26859  
 J. C. BEAUMONT ..... General Agent  
 L. B. BRADLEY ..... Traveling Freight and Passenger Agent  
 WALLA WALLA, WASH.—Baker Building, Main and 2nd Streets—Phone Main 14  
 J. H. CUNNINGHAM ..... District Freight and Passenger Agent  
 J. I. PURDY ..... Traveling Traffic Agent (Pendleton, Ore.)  
 WINSTON-SALEM, N. C.—632 Reynolds Bldg., 4th and Main Sts.— Phone 4881  
 J. O. DUCKETT ..... Traveling Freight and Passenger Agent  
 YAKIMA, WASH.—Union Pacific Building, 104 W. Yakima Ave.— Phone 4181  
 H. M. ADKINS ..... District Freight and Passenger Agent

L. E. OMER  
 General Passenger Agent  
 LOS ANGELES, CALIF.

JOHN L. AMOS  
 Assistant Traffic Manager  
 Hotel Utah  
 SALT LAKE CITY, UTAH  
 C. J. COLLINS  
 Asst. Passenger Traffic Manager  
 OMAHA, NEBR.

A. S. EDMONDS  
 Assistant Traffic Manager  
 PORTLAND, ORE.

W. S. BASINGER  
 Passenger Traffic Manager  
 OMAHA, NEBR.

H. E. LOUNSBURY  
 General Freight and Passenger Agent  
 PORTLAND, ORE.

A. V. KIPP  
 Assistant Traffic Manager  
 LOS ANGELES, CALIF.

R. R. MITCHELL  
 Freight Traffic Manager  
 OMAHA, NEBR.

W. H. OLIN  
 Assistant Traffic Manager  
 681 Market Street  
 SAN FRANCISCO, CALIF.

F. W. ROBINSON  
 Vice-President—Traffic  
 OMAHA, NEBR.

DEPARTMENT OF TOURS (UNION PACIFIC SYSTEM—CHICAGO & NORTH WESTERN) 148 So. Clark Street, Chicago, Ill.

JOHN C. POLLOCK, Manager

(See Department of Tours Advertisement on Page 38.)

And now—

## STEWARDESS SERVICE

on "The Challenger"

Union Pacific's New Low Fare Coach Tourist Car Train Running as  
 Second Section of the Famous Los Angeles Limited  
 Between Los Angeles and Omaha

THE GROWING POPULARITY of "The Challenger," especially among the women and children using the new coaches operated exclusively for their comfort, has necessitated the addition of a woman attendant. To best serve the passengers on this train, the Union Pacific has employed registered nurses to perform the stewardess services. These nurses, selected on basis of qualifications and appearance, are smartly clad in attractively tailored

French blue serge uniforms. They are in constant attendance and are at the service of all guests on the train, without charge.

The new Stewardess Service is but one of many new popular economies, comforts and services on "The Challenger". Others are dining car meals at coffee shop prices, special deluxe coaches, free pillows, day and night, dimmed lights at night, porter service, free drinking cups, and, of course, air-conditioned comfort.



THE STEWARDESS

# UNION PACIFIC SYSTEM



## Time Tables

---

Union Pacific Railroad Co.  
Oregon Short Line R. R. Co.  
Oregon-Washington R. R. & Nav. Co.  
Los Angeles & Salt Lake R. R. Co.

---

St. Joseph and Grand Island Ry. Co.

# UNION PACIFIC SYSTEM



## Time Tables

---

Union Pacific Railroad Co.  
Oregon Short Line R. R. Co.  
Oregon-Washington R. R. & Nav. Co.  
Los Angeles & Salt Lake R. R. Co.

---

St. Joseph and Grand Island Ry. Co.