

DES

THE PENNSYLVANIA RAILROAD

NEW YORK REGION

Time-Table No. 8

In effect 2.01 A. M., Sunday, October 25, 1959

FOR THE GOVERNMENT OF EMPLOYES ONLY

EASTERN STANDARD TIME

P. M. ROEPER,
General Manager Transportation.

N. L. FLECKENSTINE,
Regional Manager.

R. E. BLOSSER,
Superintendent Transportation.

THE PENNSYLVANIA RAILROAD

NEW YORK REGION

Time-Table No. 8

In effect 2.01 A. M., Sunday, October 25, 1959

FOR THE GOVERNMENT OF EMPLOYEES ONLY

EASTERN STANDARD TIME

P. M. ROEPER,
General Manager Transportation.

N. L. FLECKENSTINE,
Regional Manager.

R. E. BLOSSER,
Superintendent Transportation.

Original timetable from the collection of Tim Zukas

scanned by Rob Schoenberg -- robs@railfan.net
<http://PRR.Railfan.net>
2021

INDEX.

	PAGES
Index to Trains.....	3-9
Stations, Distances, Siding Capacities, etc.....	10-15
Schedule Pages:	
Main Line—Westward.....	16-57
Main Line—Eastward.....	58-97
Jersey City Branch—Westward.....	98-111
Jersey City Branch—Eastward.....	112-127
Princeton Branch.....	128-129
Trenton—Bordentown.....	130
Phillipsburg—Trenton.....	131
Sea Girt—Monmouth Jct.....	131
Ticket Offices Open for the Sale of Tickets.....	132
Extra Stops—Passenger Trains.....	133
Trains Wait for Connections.....	134-136
U. S. Mail Work.....	137
Express Trains.....	137
Arranged Freight Train Service.....	138-141

SPECIAL INSTRUCTIONS.

Communicating Signals.....	148
Electrical Operation.....	193-203
Engine and Special Load Restrictions.....	185-189
Engine Whistle Signals.....	148
First-Aid Boxes and Stretchers.....	146
General Orders, Bulletin Boards, Employees Registers, Standard Clocks.....	150-152
General Order Zones.....	153
General Rules.....	142-143
Hospitals.....	145
Interlockings.....	212
Letters and Characters.....	147
Maximum Speeds Unless Otherwise Specified— Passenger Trains and Freight Trains.....	175-179
Turnouts.....	180
Approaching Movable Bridges Not Protected by Home Signal or Distant Signal.....	181
Curves and Bridges, Etc.....	181-182
Maximum Speeds Unless Otherwise Restricted— Engines.....	183-184
Secondary Tracks, Running Tracks and Sidings.....	184
Medical Officers and Surgeons.....	144
Movement of Trains.....	156
Movement by Train Orders.....	203-204
Other Equipment Restrictions.....	189-192
Qualifications of Conductor or Engineman.....	153
Qualified for Service.....	213
Signal Rules.....	204-206
Standard Time.....	147
Superiority of Trains.....	149
Speed Table.....	175
Track Assignments.....	166-170
Train Signals.....	148
Telephone-Trainphone.....	212
Tunnel Alarm System.....	142
Use of Signals.....	149
Yard Limits.....	156

Index to Trains

WESTWARD		EASTWARD	
NUMBER AND NAME OF TRAIN	Sched- ule Page	NUMBER AND NAME OF TRAIN	Sched- ule Page
3 The Penn Texas.....	51	4 The Penn Texas.....	63
9 Mail and Express.....	19	10 Mail and Express.....	87
13 Mail and Express.....	18	16 The Duquesne.....	93
23 Manhattan Limited.....	34	18 Mail and Express.....	59
25 The Duquesne.....	22	22 Manhattan Limited—The Cleve- lander.....	61
29 Broadway Limited.....	47	28 Broadway Limited.....	69
31 Spirit of St. Louis—Cincinnati Limited.....	41	30 Spirit of St. Louis—Cincinnati Limited.....	68
33 The Juniata.....	29	32 The St. Louisan—Pennsylvania Limited.....	85
39 The Cleveland.....	49	48 The General—Red Arrow.....	67
49 The General—Red Arrow.....	43	50 The Admiral.....	79
55 Pennsylvania Limited.....	54	60 The Pittsburger.....	63
61 The Pittsburger.....	57	100 West Coast Champion—The Pelican.....	75
101 West Coast Champion.....	39	104 East Coast Champion.....	73
105 East Coast Champion.....	37	106 The Florida Special.....	87
107 The Florida Special.....	27	108 Piedmont Limited—The Edison— Havana Special.....	60
111 The President.....	23	114 Silver Meteor.....	72
113 Silver Meteor.....	36	118 The Crescent—The F.F.V.....	68
115 The Executive.....	26	120 The Potomac—The Palmland— Palmetto Ltd.....	73
121 The Mid-Day Congressional.....	29	122 Washington—New York Mail.....	78
123 The Representative—Silver Comet.....	31	126 The Legislator—The Southerner.....	75
125 The Legislator.....	33	128 Silver Star.....	87
127 Silver Star.....	27	130 The Mid-Day Congressional—Sil- ver Star.....	80
131 The Morning Congressional.....	20	132 The Representative.....	82
137 The Mount Vernon—The Peach Queen.....	48	142 The Executive.....	85
141 Havana Special—Piedmont Limited.....	52	152 The Afternoon Congressional.....	89
149 The Crescent—The Afternoon Keystone.....	35	154 The Embassy.....	92
151 The Potomac—The Southerner.....	38	156 The Mount Vernon.....	95
153 The Afternoon Congressional.....	40	158 The Evening Keystone.....	96
155 The Embassy—The F.F.V.....	44	160 The President.....	97
159 The Mt. Vernon—The Peach Queen.....	49	170 The Patriot.....	87
161 New York—Washington Express.....	55	172 The Federal.....	58
171 The Patriot—The Palmland—The Pelican.....	50	174 The Colonial—Silver Comet.....	78
173 The Federal.....	18	190 Mail and Express.....	60
175 The Colonial.....	34	192 Mail and Express.....	95
191 Mail and Express.....	16	194 Mail and Express.....	59
193 Mail and Express.....	17		
195 Mail and Express.....	56		

INDEX TO TRAINS—(Continued)

WESTWARD		EASTWARD	
NUMBER AND NAME OF TRAIN	Schedule Page	NUMBER AND NAME OF TRAIN	Schedule Page
201 New York—Philadelphia Express.	21	200 Philadelphia—New York Express.	68
203		202 Philadelphia—New York Express.	68
205		204 Philadelphia—New York Express.	72
207 New York—Philadelphia Express.	25	206 Philadelphia—New York Express.	75
209		208	
211 New York—Philadelphia Express.	30	210 Philadelphia—New York Express.	77
213		212 Philadelphia—New York Express.	79
215		214	
217 New York—Philadelphia Express.	37	218 Philadelphia—New York Express.	81
219 New York—Philadelphia Express.	39	218 Philadelphia—New York Express.	84
221 New York—Philadelphia Express.	42	220 Philadelphia—New York Express.	87
223		222 Philadelphia—New York Express.	90
225 New York—Philadelphia Express.	47	224	
227 New York—Philadelphia Express.	50	226	
229		228	
231 New York—Philadelphia Express.	55	230	
233		232	
235 New York—Philadelphia Express.	16	234 Philadelphia—New York Local.	68
237		236 Philadelphia—New York Local.	71
239		236 Philadelphia—New York Local.	81
241		240	
243		242 Philadelphia—New York Local.	88
245		244 Philadelphia—New York Local.	91
247		246	
249		248	
251 New York—Philadelphia Mail and Express.	17	250	
253 New York—Philadelphia Local.	19	252 Philadelphia—New York Local.	63
255 New York—Philadelphia Local.	21	254 Philadelphia—New York Express.	65
257 New York—Philadelphia Local.	23	258 Philadelphia—New York Express.	70
259		258 Philadelphia—New York Mail.	71
261 New York—Philadelphia Mail.	36	260 Mail and Express.	97
263 New York—Philadelphia Express.	43	262	
265		264 Philadelphia—New York Local.	83
267		268 Philadelphia—New York Local.	86
269		268	
271		270	
273 New York—Philadelphia Local.	23	272	
275 New York—Philadelphia Local.	37	274	
277		276	
279		278	
281		280 Philadelphia—New York Express.	72
283		282 Philadelphia—New York Express.	95
285 New York—Philadelphia Express.	48	284 Philadelphia—New York Express.	84
287 New York—Philadelphia Express.	51	286	
289		288	
291		290	
293 New York—Philadelphia Express.	56	292	
295		294	
297		296 Philadelphia—New York Express.	91
299			

INDEX TO TRAINS—(Continued)

WESTWARD		EASTWARD	
NUMBER AND NAME OF TRAIN	Schedule Page	NUMBER AND NAME OF TRAIN	Schedule Page
607 The Maple Leaf (L. V. R.R.)	51	608 The Maple Leaf (L. V. R.R.)	66
629 The John Wilkes (L. V. R.R.)	45	628 The John Wilkes (L. V. R.R.)	71
639 The John Wilkes (L. V. R.R.)	47	630	
		632	
		634	
		636	
701 New York—Long Branch Local.	16	638	
703 New York—Long Branch Express.	20	640	
705			
707			
709			
711 The Skipper.	27	700	
713		702 Early Bird.	62
715		704 Long Branch—New York Express.	64
717		706 The Commuter.	65
719 New York—Long Branch Express.	33	708 The Merchant.	68
721		710 The Broker.	69
723 New York—Long Branch Express.	36	712 The Banker.	70
725 The Banker.	39	714 The Shopper.	74
727		716	
729 The Merchant.	41	718 Long Branch—New York Express.	80
731		720 The Skipper.	82
733 The Broker.	43	722 Long Branch—New York Local.	89
735 The Commuter.	43	724	
737 The Shopper.	46	726 Long Branch—New York Express.	94
739		728 Long Branch—New York Express.	96
741 New York—Long Branch Express.	51	730	
743 New York—Long Branch Express.	55	732	
745		734 Long Branch—New York Express.	64
747		736	
749		738	
751 New York—Long Branch Express.	21	740	
753 New York—Long Branch Express.	32	742	
755		744	
757		748	
759 New York—Long Branch Express.	45	750 Long Branch—New York Express.	74
761		754	
763		756 The Commuter.	65
765		758	
767 New York—Long Branch Express.	25	760 Long Branch—New York Local.	61
769 The Skipper.	35	762 Long Branch—New York Local.	67
771		764 Long Branch—New York Express.	70
773		768	
775		768	
777		770	
779 New York—Long Branch Express.	46	772 Long Branch—New York Express.	88
781		774	
783		776 Long Branch—New York Express.	97
785 New York—Long Branch Express.	25	780 Long Branch—New York Express.	97
787 New York—Long Branch Express.	35	782 Long Branch—New York Express.	80
789 The Skipper.	28	784 Long Branch—New York Express.	89
791		786	
793		788 Long Branch—New York Express.	93
795		790	
797 New York—Long Branch Express.	46	792	
799 New York—Long Branch Express.	52		

INDEX TO TRAINS—(Continued)

WESTWARD		EASTWARD	
NUMBER AND NAME OF TRAIN	Schedule Page	NUMBER AND NAME OF TRAIN	Schedule Page
801		800	
803		802	
806 Long Branch—Trenton Express	22-131	804	
807		806	
809		808	
811		810	
813		812 Trenton—Long Branch Express	85-131
815		814	
1071		1070 Atlantic City—New York Express	76-130
1073 New York—Atlantic City Express	26-130	1072	
1075		1074	
1077 New York—Atlantic City Express	33-130	1076	
1079		1078 Atlantic City—New York Express	93-130
1081		1080	
2359 Phillipsburg—Trenton Local	131	2372 Trenton—Phillipsburg Local	131
2559 Trenton—Camden Local	130	2568 Camden—Trenton Local	130
2561 Trenton—Camden Local	130	2570 Camden—Trenton Local	130
2591 Trenton—Philadelphia Local	130	2594 Philadelphia—Trenton Local	130
3601		3600	
3603		3602 South Amboy—Rahway Local	59
3605		3604	
3607 South Amboy Local	22	3606 South Amboy Local	61
3609		3608 South Amboy Local	62
3611 Rahway—South Amboy Local	23	3610 South Amboy Local	63
3613		3612	
3615 South Amboy Local	34	3614	
3617 Rahway—South Amboy Local	35	3616	
3619 South Amboy Local	40	3618 South Amboy Local	67
3621 Rahway—South Amboy Local	41	3620	
3623 South Amboy Local	41	3622 South Amboy Local	71
3625		3624	
3627 South Amboy Local	44	3626 South Amboy—Rahway Local	76
3629		3628	
3631 South Amboy Local	45	3630 South Amboy Local	83
3633		3632	
3635 South Amboy Local	49	3634 South Amboy Local	85
3637 Rahway—South Amboy Local	48	3636	
3639		3638 South Amboy Local	81
3641 Rahway—South Amboy Local	53	3640	
3643		3642	
3645		3644	
3647 South Amboy Local	53	3646	
3649 South Amboy Local	57	3648	
		3650	

INDEX TO TRAINS—(Continued)

WESTWARD		EASTWARD	
NUMBER AND NAME OF TRAIN	Schedule Page	NUMBER AND NAME OF TRAIN	Schedule Page
3701 New Brunswick Local	17	3700	
3703 New Brunswick Local	20	3702	
3705 New Brunswick Local	22	3704 New Brunswick Local	59
3707 New Brunswick Local	26	3706 New Brunswick Local	61
3709		3708	
3711 New Brunswick Local	28	3710 New Brunswick Local	62
3713 New Brunswick Local	29	3712 New Brunswick Local	62
3715		3714	
3717 New Brunswick Local	29	3716 New Brunswick Express	65
3719 New Brunswick Local	31	3718	
3721 New Brunswick Local	32	3720 New Brunswick Local	68
3723 New Brunswick Local	33	3722	
3725		3724	
3727 New Brunswick Local	35	3726 New Brunswick Local	72
3729 New Brunswick Local	37	3728 New Brunswick Local	75
3731 New Brunswick Express	39	3730 New Brunswick Local	76
3733 New Brunswick Local	41	3732 New Brunswick Local	77
3735 New Brunswick Express	43	3734	
3737 New Brunswick Local	45	3736 New Brunswick Local	78
3739		3738 New Brunswick Local	79
3741 New Brunswick Local	47	3740 New Brunswick Local	79
3743		3742 New Brunswick Local	80
3745 New Brunswick Local	49	3744 New Brunswick Local	81
3747		3746 New Brunswick Local	81
3749 New Brunswick Local	50	3748 New Brunswick Local	82
3751		3750 New Brunswick Local	83
3753 New Brunswick Local	51	3752 New Brunswick Local	85
3755		3754	
3757 New Brunswick Local	53	3756 New Brunswick Local	86
3759		3758 New Brunswick Local	90
3761 New Brunswick Local	54	3760 New Brunswick Local	91
3763		3762 New Brunswick Local	93
3765		3764	
3767 New Brunswick Local	55	3766 New Brunswick Local	95
3769		3768 New Brunswick Local	97
3771		3770 New Brunswick Local	71
3773		3772	
3775		3774 New Brunswick Local	77
3777		3776	
3779		3778 New Brunswick Local	93
3781 New Brunswick Local	25	3780 New Brunswick Local	97
3783 New Brunswick Local	28	3782	
3785 New Brunswick Local	47	3784	
3787 New Brunswick Local	53	3786	
3789 New Brunswick Local	57	3788	
3791		3790	
3793		3792	
3795		3794	
3797		3796	
3799		3798	

INDEX TO TRAINS—(Continued)

WESTWARD		EASTWARD	
NUMBER AND NAME OF TRAIN	Schedule Page	NUMBER AND NAME OF TRAIN	Schedule Page
3801		3800	
3803		3802	
3805		3804	
3807		3806	
3809		3808	
3811 New York—Trenton Local	16	3810 Trenton—New York Local	61
3813 New York—Trenton Local	17	3812 Trenton—New York Express	60
3815		3814 Trenton—New York Local	63
3817 New York—Trenton Local	25	3816 Trenton—New York Local	64
3819		3818 Trenton—New York Local	67
3821		3820 Trenton—New York Local	69
3823		3822	
3825		3824	
3827 New York—Trenton Local	31	3828	
3829 New York—Trenton Local	35	3828	
3831 New York—Trenton Local	40	3830	
3833 New York—Trenton Local	39	3832	
3835 New York—Trenton Local	42	3834	
3837 Jersey City—Trenton Local	44	3836 Trenton—New York Express	83
3839 New York—Trenton Express	45	3838 Trenton—New York Express	84
3841 New York—Trenton Local	52	3840	
3843		3842 Trenton—New York Local	95
3845		3844	
3847		3846	
3849		3848	
3851 Trenton—Philadelphia Local	18	3850 Philadelphia—Trenton Local	65
3853 Trenton—Philadelphia Express	19	3852 Philadelphia—Trenton Express	88
3855		3854 Philadelphia—Trenton Local	89
3857 Trenton—Philadelphia Local	21	3856 Philadelphia—Trenton Local	90
3859 Trenton—Philadelphia Local	37	3860 Philadelphia—Trenton Local	97
3901		3900	
3903 New York—Rahway Local	24	3902	
3905 New York—Rahway Local	24	3904 Rahway—New York Local	64
3907 New York—Rahway Local	25	3906	
3909		3908	
3911 New York—Rahway Local	27	3910	
3913		3912 Rahway—New York Local	69
3915 New York—Rahway Local	29	3914 Rahway—New York Local	71
3917 New York—Rahway Local	30	3916 Rahway—New York Local	73
3919 New York—Rahway Local	31	3918 Rahway—New York Local	74
3921 New York—Rahway Local	32	3920	
3923		3922 Rahway—New York Local	76
3925 New York—Rahway Local	38	3924 Rahway—New York Local	77
3927		3926 Rahway—New York Local	79
3929		3928	
3931 Jersey City—Rahway Local	48	3930	
3933		3932	
3935		3934	
3937		3936	
3939		3938	
3941		3940	

INDEX TO TRAINS—(Continued)

SOUTHWARD AND WESTWARD		NORTHWARD AND EASTWARD	
NUMBER AND NAME OF TRAIN	Schedule Page	NUMBER AND NAME OF TRAIN	Schedule Page
4103 Princeton Branch Local	129	4104 Princeton Branch Local	129
4105		4106	
4107 Princeton Branch Local	129	4108 Princeton Branch Local	129
4109 Princeton Branch Local	129	4110 Princeton Branch Local	129
4111 Princeton Branch Local	128	4112 Princeton Branch Local	128
4113		4114	
4115 Princeton Branch Local	129	4116 Princeton Branch Local	129
4133 Princeton Branch Local	128	4134 Princeton Branch Local	128
4135 Princeton Branch Local	128	4136 Princeton Branch Local	128
4137 Princeton Branch Local	128	4138 Princeton Branch Local	128
4139 Princeton Branch Local	128	4140 Princeton Branch Local	128
4141 Princeton Branch Local	128	4142 Princeton Branch Local	123
4143 Princeton Branch Local	129	4144 Princeton Branch Local	129
4145 Princeton Branch Local	129	4146 Princeton Branch Local	129
4147 Princeton Branch Local	129	4148 Princeton Branch Local	129
4149 Princeton Branch Local	129	4150 Princeton Branch Local	129
4151 Princeton Branch Local	129	4152 Princeton Branch Local	129
4153 Princeton Branch Local	128	4154 Princeton Branch Local	128
4155 Princeton Branch Local	128	4156 Princeton Branch Local	128
4157 Princeton Branch Local	128	4158 Princeton Branch Local	128
4159 Princeton Branch Local	128	4160 Princeton Branch Local	128
4161 Princeton Branch Local	128	4162 Princeton Branch Local	128
4163 Princeton Branch Local	129	4164 Princeton Branch Local	129
4165 Princeton Branch Local	129	4166 Princeton Branch Local	129
4167 Princeton Branch Local	129	4168 Princeton Branch Local	129
4169 Princeton Branch Local	129	4170 Princeton Branch Local	129
4171 Princeton Branch Local	129	4172 Princeton Branch Local	129
4173 Princeton Branch Local	128	4174 Princeton Branch Local	128
4175 Princeton Branch Local	128	4176 Princeton Branch Local	128
4177 Princeton Branch Local	129	4178 Princeton Branch Local	129
4179 Princeton Branch Local	129	4180 Princeton Branch Local	129
4181 Princeton Branch Local	129	4182 Princeton Branch Local	128
4183 Princeton Branch Local	129	4184 Princeton Branch Local	129
4205 New York—Trenton Local	38	4202 Trenton—New York Local	70
		4208 Trenton—New York Local	88
4239 South Amboy Local		4234 South Amboy—Rahway Local	83
		4244 New Brunswick Local	67
		4246 New Brunswick Local	77
4241 New Brunswick Local	21	4250 New Brunswick Local	81
4243 New Brunswick Local	24	4252 New Brunswick Local	84
4245 New Brunswick Local	27	4254 New Brunswick Local	89
4247 New Brunswick Local	30	4253 New Brunswick Local	92
4249 New Brunswick Local	33	4258 New Brunswick Local	94
4261 New Brunswick Local	42		
4263 New Brunswick Local	49	4262 Princeton Branch Local	128
4265 New Brunswick Local	54	4264 Princeton Branch Local	129
4267 New Brunswick Local		4266 Princeton Branch Local	129
		4268 Princeton Branch Local	128
4261 Princeton Branch Local	128	4270 Princeton Branch Local	129
4263 Princeton Branch Local	129	4272 Princeton Branch Local	128
4265 Princeton Branch Local	129	4274	
4267 Princeton Branch Local	128	4276 Princeton Branch Local	128
4269 Princeton Branch Local	129	4278 Princeton Branch Local	128
4271 Princeton Branch Local	128	4280 Princeton Branch Local	129
4273 Princeton Branch Local	128	4282 Princeton Branch Local	129
4275 Princeton Branch Local	128		
4277 Princeton Branch Local	129		
4279			
4281 Princeton Branch Local	129		

MAIN LINE

NOTE—Applies on pages 3 to 9, inclusive:
X indicates in service continuously.
B indicates in service part-time.
C indicates controlled by
O indicates trainphone.
R indicates remote controlled from.

Interlocking Station	Interlocking Station	Block Station	STATIONS	Distance from New York	Sidings Assigned Direction Car Capacity 50 ft. cars		
					East	West	Both
X	X	X	HAROLD (L. I. R. R.)	3.7			
X	X	X	F. JO.	3.0			
X	X	X	C.	0.1			
X	X	X	NEW YORK	0.0			
X	X	X	KN.	0.1			
X	X	X	A.	0.2			
X	X	X	WEEHAWKEN SHAFT	1.8			
X	X	X	PORTAL	6.0			
X	X	X	HUDSON	8.6			
X	X	X	HARRISON	9.5			
X	X	X	DOCK	9.8			
X	X	X	NEWARK	10.0			
X	X	X	SOUTH STREET (Newark)	11.0			
X	X	X	HUNTER	11.8			
X	X	X	LANE	13.6			
X	X	X	NORTH ELIZABETH	14.4			
X	X	X	ELIZABETH	15.5			
X	X	X	ELMORA	16.0			
X	X	X	SOUTH ELIZABETH	16.1			
X	X	X	LINDEN	18.7			
X	X	X	NORTH RAHWAY	20.2			
X	X	X	RAHWAY	20.8			
X	X	X	UNION	21.0			
X	X	X	COLONIA	22.9			
X	X	X	ISELIN	24.1			
X	X	X	METUCHEN	27.2			
X	X	X	LINCOLN	27.4			
X	X	X	EDISON R (LINCOLN)	30.3			
X	X	X	NEW BRUNSWICK	32.7			
X	X	X	COUNTY	34.2			
X	X	X	ADAMS	36.9			
X	X	X	DEANS	39.9			
X	X	X	MONMOUTH JUNCTION	42.4			
X	X	X	MIDWAY	42.6			
X	X	X	PLAINSBORO	46.8			
X	X	X	NASSAU	48.3			
X	X	X	PRINCETON JUNCTION	48.4			
X	X	X	LAWRENCE	52.6			
X	X	X	MILLHAM	55.9			
X	X	X	FAIR	57.8			
X	X	X	TRENTON	58.1			
X	X	X	MORRISVILLE	59.5			
X	X	X	MORRIS	59.6			
X	X	X	LEVITTOWN-TULLYTOWN	64.6			
X	X	X	GRUNDY	66.6			
X	X	X	BRISTOL	67.8			
X	X	X	CROYDON	70.7			
X	X	X	EDDINGTON	72.3			
X	X	X	CORNWELLS HEIGHTS	73.5			
X	X	X	ANDALUSIA	74.7			
X	X	X	TORRESDALE	75.6			
X	X	X	REGION POST (Phla. Region)	77.0			
X	X	X	HOLMESBURG JUNCTION	78.2			
X	X	X	HOLMES	78.2			
X	X	X	NORTH PHILADELPHIA	86.0			
X	X	X	ZOO	88.9			
X	X	X	PHILA.—30th STREET	90.4			
X	X	X	SUBURBAN STATION	91.3			

Note—The direction from Harold to Holmes is westward.

* Against current of traffic only.

Interlocking Station	Interlocking Station	Block Station	STATIONS	Distance from Waldo	Sidings Assigned Direction Car Capacity 50 ft. cars		
					East	West	Both
X	B	B	JERSEY CITY	0			
X	X	X	JACY	0.3			
X	X	X	WALDO	1.9			
X	X	X	JOURNAL SQUARE (H&M RR)	2.0			
X	X	X	WR	2.0			
X	X	X	HACK	3.3			
X	X	X	GRAPE R (KARNY)	4.4			
X	X	X	KARNY	5.1			
X	X	X	HUDSON	6.2			

Note—The direction from Jersey City to Hudson is westward.
 * Against current of traffic only.

Interlocking and Block Stations in service part-time as follows:

Station	Hours in service	
Jacy	8.00 A.M. to 1.00 P.M. 3.00 P.M. to 6.00 P.M.	Daily Except Saturday, Sunday and Nov. 26, Dec. 25, Jan. 1. and Feb. 22.

PASSAIC AND HARSIMUS BRANCH

Interlocking Station	Interlocking Station	Block Station	STATIONS	Distance from Jersey City	Sidings Assigned Direction Car Capacity 50 ft. cars		
					East	West	Both
X	X	X	HARSIMUS COVE YARD				
X	X	X	WALDO	0			
X	X	X	HACK	1.4			
X	X	X	MEADOWS YARD				
X	X	X	GRAPE R (KARNY)	2.4			
X	X	X	KARNY	3.3			
X	X	X	WA-5	7.7			
X	X	X	WA-3	8.1			

Note—The direction from Harsimus Cove to WA-3 is westward.

GREENVILLE BRANCH

Interlocking Station	Interlocking Station	Block Station	STATIONS	Distance from Bay	Sidings Assigned Direction Car Capacity 50 ft. cars		
					East	West	Both
X	X	X	GREENVILLE YARD				
X	X	X	BAY	0			
X	X	X	CY (C. R. R. N. J.)	1.6			
X	X	X	WA-2	3.5			
X	X	X	WA-3	4.2			
X	X	X	WAVERLY YARD				
X	X	X	WA-6	5.3			
X	X	X	LANE	5.4			

Note—The direction from Greenville Yard to Lane is westward.

Interlocking	Interlocking Station	Block Station	STATIONS	Distance from Union	Sidings Assigned Direction Car Capacity 50 ft. cars		
					East	West	Both
X	X	X	UNION.....	0.0			
			AVENEL.....	2.0			
			EDGAR.....	3.7			
			WOODBRIDGE.....	3.5			
			GENASCO.....	4.5			
X	X	X	WC.....	5.8			
X	X	X	PERTH AMBOY.....	6.9			
			SA.....	8.1			
			SO. AMBOY JCT. (Amboy Beh.).....	8.1			

Note—The direction from Union to WC is westward.

PRINCETON BRANCH

Interlocking	Interlocking Station	Block Station	Block-Limit Station	STATIONS	Distance from Nassau	Sidings Assigned Direction Car Capacity 50 ft. cars		
						East	West	Both
X	X	X		NASSAU.....	0.0			
				PRINCETON JCT.....	0.1			
				PENNS NECK.....	1.4			
			X	KS..... C-Nassau.....	2.7			
				PRINCETON.....	2.8			

Note—The direction from Nassau to KS is northward.

BORDENTOWN BRANCH

Interlocking	Interlocking Station	Block Station	STATIONS	Distance from Fair	Sidings Assigned Direction Car Capacity 50 ft. cars		
					East	West	Both
X	X	X	FAIR.....	0.0			
			TRENTON.....	0.3			
			HAMILTON AVE. (Trenton).....	0.7			
			LALOR STREET (Trenton).....	1.7			
X	X	X	BORDENTOWN.....	6.5			
			BO.....	6.5			

Note—The direction from Fair to BO is westward.

TRENTON BRANCH

Interlocking	Interlocking Station	Block Station	STATIONS	Distance from Morris	Sidings Assigned Direction Car Capacity 50 ft. cars		
					East	West	Both
X	X	X	MORRIS.....	0.0			
			MY..... R (MORRIS).....	0.6			
			MB.....	1.8			
			COPPER.....	2.0			
			NICKEL.....	2.4			
		X	MA.....	2.7			
			REGION POST (Phila. Region).....	5.0			
		X	NEST (Phila. Region).....	30.3			

Note—The direction from Morris to Region Post is westward.

AMBOY SECONDARY TRACK								
Interlocking	Interlocking Station	Block Station	Block-Limit Station	STATIONS	Distance from South Amboy Jct.	Sidings Assigned Direction Car Capacity 50 ft. cars		
						East	West	Both
X	X	X		SA (N. Y. & L. B. R. R.).....	0.0			
				SO. AMBOY JUNCTION.....	0.0			
				CO.....	0.2			
				DEEP CUT.....	1.8			
				EAST END.....	4.9			
				BROWN.....	5.9			
		X		OB..... C-SA.....	7.1			
				OLD BRIDGE.....	7.2			
				SPOTSWOOD.....	9.4			
				OUTCALT.....	10.4			
		X		HELMETTA.....	11.6			
				GO..... C-JG.....	11.7			
				JAMESBURG.....	18.4	170		40
				JG.....	18.5			
				PROSPECT PLAINS.....	18.0			
				CRANBURY.....	17.6			15
				HIGHTSTOWN.....	20.6			
		X		K..... C-JG.....	21.8			50
				WINDSOR.....	24.1			
				ROBBINSVILLE.....	27.0			40
				YARDVILLE.....	30.5			
				BORDENTOWN.....	38.9			
X	X	X		BO.....	38.0			
				CAMDEN (Atlantic District).....	60.0			

Note—The direction from SA to BO is westward.

JAMESBURG BRANCH

Interlocking	Interlocking Station	Block Station	STATIONS	Distance from JG	Sidings Assigned Direction Car Capacity 50 ft. cars		
					East	West	Both
			JAMESBURG.....	0.1			
X	X	X	JG.....	0.0			
			DAYTON.....	2.4			
			MONMOUTH JCT.....	5.5			
X	X	X	MIDWAY.....	5.7			

Note—The direction from Jamesburg to Midway is westward.

Interlocking Station	Block Station	Block Limit Station	STATIONS	Distance from Manasquan	Sidings Assigned Direction Car Capacity 50 ft. cars		
					East	West	Both
X	B	B	SG (N. Y. & L. B. R. R.)	0.6			
			MANASQUAN	0			55
			ALLENWOOD	2.3			
X	B	B	FARMINGDALE	7.3			
		X	HW C-JG	12.5			
			FREEHOLD	15.4			
			TENNENT	18.3			
		X	NC C-JG	19.9			
			ENGLISHTOWN	20.1			
			JAMESBURG	26.8			
X	X	X	JG	26.9			

Note—The direction from SG to JG is westward.

Interlocking Stations and Block Stations in service part-time as follows:

Station	Hours in service
SG	12.01 A. M. to 2.00 A. M. 6.40 A. M. to 2.40 P. M. 6.00 P. M. to 11.59 P. M. } Daily Except Saturday, Sunday and Nov. 26, Dec. 25, Jan. 1 and Feb. 22.
Farmingdale	7.00 A. M. to 11.00 P. M., Daily except Saturday, Sunday and Nov. 26, Dec. 25, Jan. 1 and Feb. 22.

HAROLD-Q-F-R SECONDARY TRACKS

Interlocking Station	Block Station	STATIONS	Distance from F
X	X	HAROLD (L. I. R. R.)	0.6
X	X	Q	0.3
X	X	F	0.0
X	X	R (via loop)	1.3
X	X	Q (via loop and SS Yard)	1.8
X	X	F (via loop, SS Yard and Sub. Tracks)	2.1

The direction from Harold to Q is westward.
The direction from F to R (via loop) is eastward.
The direction from R to F (via SS yd. and Sub. Tracks) is westward.

Interlocking Station	Interlocking Station	Block Station	Block Limit Station	STATIONS	Distance from Belvidere	Sidings Assigned Direction Car Capacity 50 ft. cars		
						North	South	Both
X	X	X		BELVIDERE	0.0			
				G	0.7			30 75
			X	ROXBURG	3.5			
				CR C-G	6.4			90
			X	MARTIN CREEK	7.0			
				DY C-G	10.4			
			X	HUDSON YARD	11.9			
				PG C-G	13.9			
			X	PHILLIPSBURG	13.9	66		
				KENT C-G	15.6			
			X	LEAD SWITCH, KENT	16.9			
				CARPENTERVILLE	19.2			
			X	RIEGELSVILLE	22.7			18
				HD C-Frenchtown *	25.4			160
			X	MILFORD	29.4			
				MD C-Frenchtown *	29.7			49
X	B	B-O	X	FRENCHTOWN	32.9			175
			X	BYRAM	40.7			
				RK C-Frenchtown *	41.4			
			X	RAVEN ROCK	41.8			
				STOCKTON	45.1			
				LAMBERTVILLE	48.5			51 126
			X	MOORE C-MG	52.4			
				TITUSVILLE	54.2			
			X	WASHINGTON CROSSING	55.3			
			X	GW C-MG	55.3			
			X	WB C-MG	58.5			130
X	X	X-O	X	WARREN STREET (Trenton)	63.0			
				MG	63.2			
				COALPORT	63.5			
				TRENTON	64.6			

Note—The direction from Belvidere to Trenton is southward.

* Controlled by MG when Frenchtown is not in service.

Block Stations in service part-time as follows:

Station	Hours in Service	
Frenchtown	6.00 A. M. to 10.00 P. M. Daily except Sunday and Nov. 26, Dec. 25, Jan. 1 and Feb. 22.	Sundays and Nov. 26, Dec. 25, Jan. 1 and Feb. 22; also Mon. through Saturday between 10:00 P.M. and 6:00 A.M.
		Home signals will convey no Manual Block Indication. They will govern northward movement through interlocking and over hand-operated switches between Northward Home signal and fixed signal B-326 and southward movement through interlocking and over hand-operated switches between Southward Home signal and Switch 2, Frenchtown.

STATIONS	FIRST CLASS			
	235	191	8811	701
	DAILY	DAILY	‡DAILY EX.	DAILY
	A. M.	EX. SUN.	SAT. & SUN.	EX. SUN.
Leave	A. M.	A. M.	A. M.	A. M.
NEW YORK	\$ 12.05	E 12.10	\$ 12.15	\$ 12.35
NEW YORK (Hud. Ter.)				
JERSEY CITY				
HUDSON	12.16	12.21	12.26	12.46
NEWARK	\$ 12.20	E 12.24 # 12.35	\$ 12.32	\$ 12.48 # 12.55
SOUTH ST. (Newark)				
HUNTER	12.23	12.38	12.35	12.58
NORTH ELIZABETH			\$ 12.38	
ELIZABETH			\$ 12.42	\$ 1.06
SOUTH ELIZABETH	12.27	12.42	12.44	1.08
LINDEN			\$ 12.48	
NORTH RAHWAY			\$ 12.50	
RAHWAY			\$ 12.53	\$ 1.14
UNION	12.31	12.46	12.54	1.16
AVENEL				\$ 1.19
EDGAR				
WOODBIDGE			MU	\$ 1.22
GENASCO				
WC				1.27
PERTH AMBOY				\$ 1.29
SA				1.31
SOUTH AMBOY				\$ 1.33
OOLONIA			\$ 12.56	
ISELIN			\$ 12.59	
METUCHEN	12.39	12.51	\$ 1.03	
EDISON			\$ 1.07	
NEW BRUNSWICK	\$ 12.43		\$ 1.12	
COUNTY	12.46	12.57	1.15	
ADAMS				
DEANS				
MONMOUTH JCT.	12.53	1.04	\$ 1.23	
PLAINSBORO				
PRINCETON JCT.	\$ 1.00	1.09	\$ 1.30	
TRENTON	\$ 1.10	E 1.19 # 1.26	\$ 1.40	
MORRISVILLE				
LEVITTOWN-TULLYTOWN				
GRUNDY	1.19	1.36		
BRISTOL				
CROYDON			Will not run Nov. 26, Dec. 25, Jan. 1, Feb. 22.	Will not run Nov. 26, Dec. 25, Jan. 1, Feb. 22.
EDDINGTON				
CORNWELLS HEIGHTS				
ANDALUSIA				
TORRESDALE				
(Phila. Region)				
HOLMES	1.29	1.49		
NORTH PHILAD'A	D 1.39	E 1.58		
PHILA. 30th ST.	\$ 1.49	E 2.12		
SUBURBAN STATION				
Arrive	A. M.	A. M.	A. M.	A. M.
	235	191	8811	701

	FIRST CLASS				
	781	193	251	3813	3701
	DAILY	DAILY	‡DAILY		‡DAILY EX.
	A. M.	A. M.	EX. MON.	A. M.	SAT. & SUN.
	A. M.	A. M.	A. M.	A. M.	A. M.
	\$ 12.35	E 1.00	E 1.05	\$ 1.10	\$ 1.15
	12.46	1.11	1.16	1.21	1.26
		E 1.14	E 1.19		
	\$ 12.50	# 1.24	# 1.37	\$ 1.25	\$ 1.30
	12.53	1.27	1.40	1.28	1.33
	\$ 12.59		E 1.57	\$ 1.34	\$ 1.38
	1.01	1.81	1.59	1.36	1.39
			E 2.13	\$ 1.40	\$ 1.43
	\$ 1.07		E 2.36	\$ 1.44	\$ 1.47
	1.09	1.35	2.38	1.46	1.48
	\$ 1.12				
	\$ 1.15		Will not run Nov. 27, Dec. 25, Dec. 26, Jan. 1, Jan. 2, Feb. 23.	MU	
	1.20				
	\$ 1.22				MU
	1.24				
	\$ 1.26				
				\$ 1.50	\$ 1.52
		1.40	2.44	\$ 1.54	\$ 1.56
				\$ 1.58	\$ 2.00
		E 1.49	E 3.18	\$ 2.02	\$ 2.04
		1.52	3.36	2.05	2.07
		1.59	3.46	\$ 2.13	
		2.04	3.53	\$ 2.20	
		E 2.14	E 4.03	\$ 2.30	
		# 2.28	# 4.40		
		2.38	4.53		
	Will run Sunday and Nov. 26, Dec. 25, Jan. 1, Feb. 22.			Will run Saturday, Sunday and Nov. 26, Dec. 25, Jan. 1, Feb. 22.	Will not run Nov. 26, Dec. 25, Jan. 1, Feb. 22.
		2.48	5.10		
		E 2.57	5.20		
		E 3.11	E 5.30		
	A. M.	A. M.	A. M.	A. M.	A. M.
	781	193	251	3813	3701

STATIONS	FIRST CLASS			
	●13	NH-179	◇178	●3851
	DAILY EX. MON.	DAILY	DAILY EX. SUN.	#DAILY EX. SUN.
	A. M.	A. M.	A. M.	A. M.
Leave				
NEW YORK	E 1.40	\$ 3.05	\$ 3.35	
NEW YORK (Hud. Ter.)			\$ 4.03	
JERSEY CITY				
HUDSON	1.51		4.14	
NEWARK	E 1.54			
	% 2.02		\$ 4.18	
SOUTH ST. (Newark)				
HUNTER	2.05		4.21	
NORTH ELIZABETH				
ELIZABETH				
SOUTH ELIZABETH	2.09		4.25	
LINDEN				
NORTH RAHWAY				
RAHWAY			\$ 4.31	
UNION	2.13		4.32	
AVENEL				
EDGAR				Will not run
WOODBRIDGE				Nov. 26,
GENASOO				Dec. 25,
				Jan. 1.
WO.				
PERTH AMBOY				
SA				
SOUTH AMBOY				
COLONIA				
ISELIN				
METUCHEN	2.18		4.32	
EDISON				
NEW BRUNSWICK				MU
COUNTY	2.24		4.44	
ADAMS				
DEANS				
MONMOUTH JOT.	2.31		4.51	
PLAINSBORO				
PRINCETON JOT.	2.36		4.56	
TRENTON	2.45		\$ 5.06	\$ 6.17
MORRISVILLE				
LEVITOWN-TULLYTOWN				\$ 6.24
GRUNDY	2.53		5.15	
BRISTOL				\$ 6.32
CROYDON				\$ 6.36
EDDINGTON				\$ 6.39
CORNWELLS HEIGHTS				\$ 6.42
ANDALUSIA				\$ 6.44
TORRESDALE				\$ 6.47
(Phila. Region)				
HOLMES	3.04		5.25	\$ 6.52
NORTH PHILAD'A				
PHILA. 80th ST.	E 3.13		\$ 5.35	\$ 7.10
SUBURBAN STATION			\$ 5.45	\$ 7.20
				\$ 7.23
Arrive				
	A. M.	A. M.	A. M.	A. M.
	13	NH-179	178	3851

	FIRST CLASS				
	●3853	258	●NH-95	●9	NH-187
	#DAILY EX. SAT. & SUN.	#DAILY EX. SUN.	#DAILY EX. SUN. & MON.	#DAILY EX. SUN. & MON.	DAILY
	A. M.	A. M.	A. M.	A. M.	A. M.
		\$ 4.45	E 4.55	E 5.25	\$ 5.30
		4.56		5.36	
		\$ 4.59			
		5.08		5.39	
		5.11		5.42	
		\$ 5.20			
		5.21		5.46	
		\$ 5.29			
		\$ 5.38			
		5.39		5.50	
	Will not run	Will not run	Will not run		
	Nov. 26,	Nov. 26,	Nov. 27,		
	Dec. 25,	Dec. 25,	Dec. 26,		
	Jan. 1.	Jan. 1.	Jan. 2,		
			Feb. 23.		
		MU			
		\$ 5.48			
		\$ 5.51		5.56	
		E 5.55			
	MU	\$ 6.10			
		6.13		6.03	
		E 6.21		6.11	
		\$ 6.28		6.16	
		\$ 6.38			
	\$ 6.55	7.00		6.25	
	\$ 7.02	\$ 7.08			
				6.33	
	\$ 7.08	\$ 7.15			
		\$ 7.18			
		\$ 7.21			
		\$ 7.25			
		\$ 7.25			
	\$ 7.18	\$ 7.31			
	7.23	\$ 7.35		6.43	
	D 7.33	\$ 7.55		6.53	
	\$ 7.42	\$ 8.06			
	\$ 7.45	\$ 8.10			
	A. M.	A. M.	A. M.	A. M.	A. M.
	3853	258	NH-95	9	NH-187

STATIONS	FIRST CLASS			
	●3705	25	●3607	*●805
	‡DAILY EX. SAT. & SUN.	DAILY	‡DAILY EX. SAT. & SUN.	‡DAILY EX. SAT. & SUN.
	A. M.	A. M.	A. M.	A. M.
Leave				
NEW YORK	\$ 7.25	\$ 7.30	\$ 7.35	
NEW YORK (Hud. Ter.)				
JERSEY CITY				
HUDSON	7.36	7.41	7.46	
NEWARK	\$ 7.40	\$ 7.44 % 7.47	\$ 7.50	
SOUTH ST. (Newark)			\$ 7.52	
HUNTER	7.43	7.50	7.53	
NORTH ELIZABETH	\$ 7.46		\$ 7.56	
ELIZABETH	\$ 7.49		\$ 7.59	
SOUTH ELIZABETH	7.51	7.54	8.01	
LINDEN	\$ 7.55		\$ 8.04	
NORTH RAHWAY	\$ 7.58		\$ 8.07	
RAHWAY	\$ 8.00		\$ 8.10	
UNION	8.01	7.58	8.11	
AVENEL			\$ 8.14	Will not run
EDGAR			\$ 8.16	Nov. 26,
WOODBIDGE			\$ 8.18	Dec. 25,
GENASCO			\$ 8.20	Jan. 1,
				Feb. 22.
WC			8.23	
PERTH AMBOY	MU		\$ 8.25	
SA			8.27	
SOUTH AMBOY			\$ 8.29	
COLONIA	F 8.04			
ISELIN	\$ 8.07			
METUCHEN	\$ 8.11	8.03		
EDISON	\$ 8.15			
NEW BRUNSWICK COUNTY	\$ 8.19		MU	
	8.22	8.09		
ADAMS				
DEANS				
MONMOUTH JOT.		8.16	\$ 8.17	
PLAINSBORO			\$ 8.22	
PRINCETON JOT.			\$ 8.27	
TRENTON	\$ 8.30		\$ 8.42	
	% 8.33			
MORRISVILLE				
LEVITTOWN-TULLYTOWN				
GRUNDY		8.42		
BRISTOL				
CROYDON	Will not run		Will not run	
EDDINGTON	Nov. 26,		Nov. 26,	
CORNWELLS HEIGHTS	Dec. 25,		Dec. 25,	
ANDALUSIA	Jan. 1,		Jan. 1,	
TORRESDALE	Feb. 22.		Feb. 22.	
(Phila. Region)				
HOLMES		8.52		
NORTH PHILAD'A				
PENNA. 80th ST.	\$ 9.01			
SUBURBAN STATION				
Arrive				
	A. M.	A. M.	A. M.	A. M.
	3705	25	3607	805

	FIRST CLASS				
	●257	273	NH-169	●111	●3611
	‡DAILY EX. SAT. & SUN.	SAT. ONLY	DAILY	DAILY	SAT. ONLY
	A. M.	A. M.	A. M.	A. M.	A. M.
	\$ 7.60	\$ 7.50	\$ 8.00	\$ 8.00	
	8.01	8.01		8.11	
	\$ 8.05	\$ 8.08		\$ 8.15	
	\$ 8.07	\$ 8.10			
	8.08	8.11		8.18	
	\$ 8.11	\$ 8.14			
	\$ 8.14	\$ 8.20			
	8.16	8.21		8.22	
	\$ 8.20	\$ 8.27			
	\$ 8.23	\$ 8.30			
	\$ 8.26	\$ 8.34			\$ 8.39
	8.28	8.35		8.27	8.40
	Will not run				\$ 8.43
	Nov. 26,				\$ 8.45
	Dec. 25,				\$ 8.47
	Jan. 1,				
	Feb. 22.				
	MU	MU			8.52
					\$ 8.55
					8.57
					\$ 8.59
	\$ 8.32	\$ 8.39			
	\$ 8.36	\$ 8.47		8.32	
	\$ 8.42	\$ 9.03		R 8.36	MU
	8.45	9.06		8.38	
	8.53	9.14			
	\$ 8.59	\$ 9.20			
	\$ 9.09	\$ 9.30			
	9.13	10.02		\$ 8.59	
	\$ 9.19	\$ 10.09			
	\$ 9.25	\$ 10.17			
	F 9.28	\$ 10.20			
	\$ 9.31	\$ 10.23			
	\$ 9.35	\$ 10.26			
	\$ 9.40	\$ 10.31			
	F 9.44	F 10.35		9.17	
	\$ 9.57	\$ 10.49		\$ 9.26	
	\$ 10.07	\$ 10.59		\$ 9.35	
	\$ 10.10	\$ 11.02			
	A. M.	A. M.	A. M.	A. M.	A. M.
	257	273	NH-169	111	3611

STATIONS	FIRST CLASS		
	●3707 ‡DAILY EX. SAT. & SUN.	●115 DAILY	●1073
	A. M.	A. M.	A. M.
Leave			
NEW YORK	\$ 9.25	\$ 9.30	\$ 9.35
NEW YORK (Hud. Ter.)			
JERSEY CITY			
HUDSON	9.36	9.41	9.46
NEWARK	\$ 9.40	\$ 9.45	\$ 9.50
SOUTH ST. (Newark)			
HUNTER	9.43	9.48	9.53
NORTH ELIZABETH			
ELIZABETH	\$ 9.48		\$ 9.58
SOUTH ELIZABETH	9.49	9.52	10.00
LINDEN	\$ 9.53		
NORTH RAHWAY			
RAHWAY	\$ 9.57		
UNION	9.58	9.57	10.05
AVENEL			
EDGAR			
WOODBIDGE			
GENASCO			
WC			
PERTH AMBOY	MU		
SA			
SOUTH AMBOY			
COLONIA			
ISELIN	\$ 10.02		
METUCHEN	\$ 10.06	10.02	10.10
EDISON	\$ 10.10		
NEW BRUNSWICK	\$ 10.14		\$ 10.17
COUNTY	10.17	10.08	10.20
ADAMS			
DEANS			
MONMOUTH JCT.			10.27
FLAINSBORO			
PRINCETON JCT.			\$ 10.34
TRENTON			\$ 10.44
		\$ 10.29	10.49
MORRISVILLE			
LEVITTOWN-TULLYTOWN			
GRUNDY		10.37	
BRISTOL			
CROYDON	Will not run		Will run
EDDINGTON	Nov. 26,		Sunday
CORNWELLS HEIGHTS	Dec. 25,		and
ANDALUSIA	Jan. 1,		Nov. 25,
TORRESDALE	Feb. 22.		Dec. 25,
			Jan. 1,
			Jan. 1,
			Feb. 22.
(Phila. Region)			
HOLMES		10.47	
NORTH PHILAD'A		\$ 10.56	
PENNA. 80th ST.		\$ 11.05	
SUBURBAN STATION			
Arrive			
	A. M.	A. M.	A. M.
	3707	115	1073

STATIONS	FIRST CLASS				
	●3911 ‡DAILY EX. SAT. & SUN.	●127 DAILY	●711 ‡DAILY EX. SUN.	4245	107 DAILY
	A. M.	A. M.	A. M.	A. M.	A. M.
NEW YORK	\$ 9.50	\$ 10.00	\$ 10.10	\$ 10.15	\$ 10.30
HUDSON	10.01	10.11	10.21	10.26	10.41
NEWARK	\$ 10.05	P 10.15	\$ 10.25	\$ 10.36	P 10.45
HUNTER	10.08	10.18	10.28	10.39	10.48
ELIZABETH	\$ 10.13		\$ 10.33	\$ 10.44	
SOUTH ELIZABETH	10.15	10.22	10.35	10.46	10.52
LINDEN	\$ 10.19			\$ 10.50	
RAHWAY	\$ 10.23		\$ 10.41	\$ 10.56	
UNION	10.25				
		10.26	10.43	10.58	10.56
			\$ 10.48		First trip Dec. 17.
			10.53		
	MU	First trip Dec. 17.	\$ 10.55	MU	
			10.57		
			\$ 10.59		
				F 11.00	
				\$ 11.02	
			10.31	\$ 11.09	11.01
				\$ 11.28	
			10.37	11.31	11.07
			10.44		11.14
			10.49		11.19
		P 11.00			P 11.30
			11.09		11.39
	Will not run			Will not run	Will run
	Nov. 26,			Nov. 26,	Sunday
	Dec. 25,			Dec. 25,	and
	Jan. 1,			Jan. 1,	Nov. 26,
	Feb. 22.			Feb. 22.	Dec. 25,
					Jan. 1,
					Jan. 1,
					Feb. 22.
			11.19		11.49
			\$ 11.29		
			\$ 11.39		\$ 11.59
					\$ 12.09
	A. M.	A. M.	A. M.	A. M.	P. M.
	3911	127	711	4245	107

STATIONS	FIRST CLASS		
	●3711 ‡DAILY EX. SAT. & SUN.	●789	●3783 SAT. ONLY
	A. M.	A. M.	A. M.
Leave			
NEW YORK	\$ 10.35	\$ 10.50	\$ 10.50
NEW YORK (Hud. Ter.)			
JERSEY CITY			
HUDSON	10.48	11.01	11.01
NEWARK	\$ 10.50	\$ 11.05	\$ 11.05
SOUTH ST. (Newark)			
HUNTER	10.53	11.08	11.08
NORTH ELIZABETH			
ELIZABETH	\$ 10.58	\$ 11.13	\$ 11.13
SOUTH ELIZABETH	10.59	11.15	11.15
LINDEN	\$ 11.03		\$ 11.19
NORTH RAHWAY			
RAHWAY	\$ 11.07	\$ 11.21	\$ 11.25
UNION	11.09	11.23	11.27
AVENEL			
EDGAR			
WOODBIDGE		\$ 11.28	
GENASCO			
WC.		11.33	
PERTH AMBOY	MU	\$ 11.35	MU
SA		11.37	
SOUTH AMBOY		\$ 11.39	
COLONIA			
ISELIN			\$ 11.31
METUCHEN	\$ 11.16		\$ 11.35
EDISON			
NEW BRUNSWICK	\$ 11.23		\$ 11.42
COUNTY	11.26		11.45
ADAMS			
DEANS			
MONMOUTH JOT.		Baggage	
PLAINSBORO		Service	
PRINCETON JOT.		Nov. 26,	
TRENTON		Dec. 25,	
		Jan. 1,	
		Feb. 22.	
MORRISVILLE			
LEVITTOWN-TULLYTOWN			
GRUNDY			
BRISTOL			
CROYDON	Will not run	Will run	
EDDINGTON	Nov. 26,	Sunday	
CORNWELLS HEIGHTS	Dec. 25,	and	
ANDALUSIA	Jan. 1,	Nov. 26,	
TORRESDALE	Feb. 22.	Dec. 25,	
		Jan. 1,	
		Feb. 22.	
(Phila. Region)			
HOLMES			
NORTH PHILAD'A			
PENNA. 80th ST.			
SUBURBAN STATION			
Arrive			
	A. M.	A. M.	A. M.
	3711	789	3783

STATIONS	FIRST CLASS				
	3713 ‡DAILY EX. SAT. & SUN.	●121 DAILY	●3915 ‡DAILY EX. SAT. & SUN.	●3717 ‡DAILY EX. SAT. & SUN.	33 DAILY
	A. M.	A. M.	A. M.	A. M.	A. M.
Leave					
NEW YORK	\$ 10.50	\$ 11.00	\$ 11.05	\$ 11.20	T 11.30
NEW YORK (Hud. Ter.)					
JERSEY CITY					
HUDSON	11.01	11.11	11.16	11.31	11.41
NEWARK	\$ 11.06	\$ 11.15	\$ 11.20	\$ 11.35	T 11.45
SOUTH ST. (Newark)					
HUNTER	11.09	11.18	11.23	11.38	11.48
NORTH ELIZABETH					
ELIZABETH	\$ 11.15		\$ 11.28	\$ 11.43	
SOUTH ELIZABETH	11.16	11.22	11.29	11.45	11.52
LINDEN	\$ 11.20		\$ 11.33	\$ 11.50	
NORTH RAHWAY			\$ 11.35		
RAHWAY	\$ 11.25		\$ 11.37	\$ 11.55	
UNION	11.27	11.28	11.38	11.57	11.56
AVENEL					
EDGAR					
WOODBIDGE					
GENASCO					
WC.					
PERTH AMBOY	MU		MU	MU	
SA					
SOUTH AMBOY					
COLONIA					
ISELIN	\$ 11.31				
METUCHEN	\$ 11.35	11.31		\$ 12.05	12.01
EDISON					
NEW BRUNSWICK	\$ 11.45			\$ 12.12	
COUNTY	11.50	11.37		12.15	12.07
ADAMS					
DEANS					
MONMOUTH JOT.		11.44			12.14
PLAINSBORO					
PRINCETON JOT.		11.49			12.19
TRENTON					
		\$ 11.59			T 12.29
MORRISVILLE					
LEVITTOWN-TULLYTOWN					
GRUNDY		12.07			12.39
BRISTOL					
CROYDON	Will not run		Will not run	Will not run	
EDDINGTON	Nov. 26,		Nov. 26,	Nov. 26,	
CORNWELLS HEIGHTS	Dec. 25,		Dec. 25,	Dec. 25,	
ANDALUSIA	Jan. 1,		Jan. 1,	Jan. 1,	
TORRESDALE	Feb. 22.		Feb. 22.	Feb. 22.	
(Phila. Region)					
HOLMES		12.17			12.50
NORTH PHILAD'A					
PENNA. 80th ST.		\$ 12.26			C 12.59
SUBURBAN STATION		\$ 12.35			
Arrive					
	A. M.	P. M.	A. M.	P. M.	P. M.
	3713	121	3915	3717	33

STATIONS	FIRST CLASS		
	●3917 ‡DAILY EX. SAT. & SUN.	●4247	●211 DAILY
	A. M.	A. M.	A. M.
Leave			
NEW YORK	\$ 11.40	\$ 11.40	\$ 11.45
NEW YORK (Hud. Ter.)			
JERSEY CITY			
HUDSON	11.51	11.51	11.56
NEWARK	\$ 11.55	\$ 11.55	\$ 12.00
SOUTH ST. (Newark)			
HUNTER	11.58	11.58	12.03
NORTH ELIZABETH		\$ 12.01	
ELIZABETH	\$ 12.03	\$ 12.04	
SOUTH ELIZABETH	12.04	12.05	12.07
LINDEN	\$ 12.08	\$ 12.09	
NORTH RAHWAY			
RAHWAY	\$ 12.12	\$ 12.13	
UNION	12.14	12.14	12.12
AVENEL			
EDGAR			
WOODBRIDGE			
GENASCO			
WO.			
PERTH AMBOY	MU	MU	
SA			
SOUTH AMBOY			
COLONIA			
ISELIN		\$ 12.18	
METUCHEN		\$ 12.22	12.17
EDISON			
NEW BRUNSWICK		\$ 12.28	\$ 12.23
COUNTY		12.31	12.26
ADAMS			
DEANS			
MONMOUTH JOT.			12.33
PLAINSBORO			
PRINCETON JOT.			\$ 12.40
TRENTON			\$ 12.50
MORRISVILLE			
LEVITTOWN-TULLYTOWN			
GRUNDY			
BRISTOL			\$ 1.00
CROYDON	Will not run	Will run	
EDDINGTON	Nov. 26,	Sunday	
CORNWELLS HEIGHTS	Dec. 25,	and	
ANDALUSIA	Jan. 1,	Nov. 26,	
TORRESDALE	Feb. 22,	Dec. 25,	
		Jan. 1,	
		Feb. 22,	
			L 1.05
(Phila. Region)			
HOLMES			1.11
NORTH PHILAD'A			D 1.20
PENNA. 80th ST.			\$ 1.30
SUBURBAN STATION			
Arrive			
	P. M.	P. M.	P. M.
	3917	4247	211

STATIONS	FIRST CLASS				
	3827 SAT. ONLY	●3719 ‡DAILY EX. SAT. & SUN.	●3919 ‡DAILY EX. SAT. & SUN.	NH-181 ‡DAILY EX. SUN	●123 DAILY
	A. M.	A. M.	P. M.	P. M.	P. M.
NEW YORK	\$ 11.50	\$ 11.55	\$ 12.15	\$ 12.15	\$ 12.30
NEW YORK (Hud. Ter.)					
JERSEY CITY					
HUDSON	12.01	12.06	12.26		12.41
NEWARK	\$ 12.04				
SOUTH ST. (Newark)	12.08	\$ 12.10	\$ 12.30		\$ 12.45
HUNTER	\$ 12.10		\$ 12.32		
NORTH ELIZABETH	12.11	12.13	12.33		12.48
ELIZABETH	\$ 12.18	\$ 12.18	\$ 12.38		
SOUTH ELIZABETH	12.19	12.19	12.40		12.52
LINDEN	\$ 12.23	\$ 12.23	\$ 12.43		
NORTH RAHWAY					
RAHWAY	\$ 12.28	\$ 12.27	\$ 12.47		
UNION	12.29	12.28	12.48		12.56
AVENEL					
EDGAR					
WOODBRIDGE					
GENASCO					
WO.					
PERTH AMBOY	MU	MU			
SA					
SOUTH AMBOY					
COLONIA	\$ 12.31				
ISELIN	\$ 12.33	\$ 12.32			
METUCHEN	\$ 12.40	\$ 12.36			1.01
EDISON	\$ 12.44				
NEW BRUNSWICK	\$ 12.53	\$ 12.43	MU		
COUNTY	12.55	12.46			1.07
ADAMS	E 1.00				
DEANS	\$ 1.04				
MONMOUTH JOT.					
PLAINSBORO	E 1.10				
PRINCETON JOT.	\$ 1.13				
TRENTON	\$ 1.23				
MORRISVILLE					\$ 1.28
LEVITTOWN-TULLYTOWN					
GRUNDY					1.37
BRISTOL					
CROYDON		Will not run	Will not run		
EDDINGTON		Nov. 26,	Nov. 26,		
CORNWELLS HEIGHTS		Dec. 25,	Dec. 25,		
ANDALUSIA		Jan. 1,	Jan. 1,		
TORRESDALE		Feb. 22,	Feb. 22,		
(Phila. Region)					
HOLMES					1.47
NORTH PHILAD'A					\$ 1.56
PENNA. 80th ST.					\$ 2.05
SUBURBAN STATION					
Arrive					
	P. M.	P. M.	P. M.	P. M.	P. M.
	3827	3719	3919	NH-181	●123

STATIONS	FIRST CLASS		
	3721	753	3921
	‡DAILY EX. SAT. & SUN.	SAT. ONLY	‡DAILY EX. SAT. & SUN.
Leave	P. M.	P. M.	P. M.
NEW YORK	\$ 12.32	\$ 12.40	\$ 12.50
NEW YORK (Hud. Ter.)			
JERSEY CITY			
HUDSON	12.43	12.51	1.01
NEWARK	\$ 12.49	\$ 12.54 * 12.59	\$ 1.06
SOUTH ST. (Newark)			\$ 1.07
HUNTER	12.52	1.02	1.08
NORTH ELIZABETH	\$ 12.58	\$ 1.07	\$ 1.13
ELIZABETH	12.59	1.09	1.14
SOUTH ELIZABETH			
LINDEN	\$ 1.03		\$ 1.18
NORTH RAHWAY			
RAHWAY	\$ 1.08	\$ 1.16	D 1.22
UNION	1.09	1.18	1.23
AVENEL			
EDGAR			
WOODBIDGE			
GENASCO			
WO		1.26	
PERTH AMBOY	MU	\$ 1.28	MU
SA		1.80	
SOUTH AMBOY		\$ 1.32	
COLONIA			
ISELIN			
METUOHEN	\$ 1.18		1.29
EDISON			
NEW BRUNSWICK	\$ 1.25		
COUNTY	1.35		1.38
ADAMS			
DEANS			
MONMOUTH JCT.			
PLAINSBORO			
PRINCETON JCT.			
TRENTON			
MORRISVILLE			
LEVITTOWN-TULLYTOWN			
GRUNDY			
BRISTOL			
OROYDON	Will not run		Will not run
EDDINGTON	Nov. 26,		Nov. 26,
CORNWELLS HEIGHTS	Dec. 25,		Dec. 25,
ANDALUSIA	Jan. 1,		Jan. 1,
TORRESDALE	Feb. 22.		Feb. 22.
(Phila. Region)			
HOLMES			
NORTH PHILAD'A			
PENNA. 30th ST.			
SUBURBAN STATION			
Arrive	P. M.	P. M.	P. M.
	3721	753	3921

	FIRST CLASS				
	719	3723	4249	185	1077
	‡DAILY EX. SAT. & SUN.	‡DAILY EX. SAT. & SUN.		DAILY	‡DAILY EX. SUN.
	P. M.	P. M.	P. M.	P. M.	P. M.
	\$ 12.55	\$ 1.08	\$ 1.10	\$ 1.15	\$ 1.20
	1.06	1.19	1.21	1.26	1.31
	\$ 1.08				
	* 1.14	\$ 1.23	\$ 1.25	\$ 1.30	\$ 1.35
	1.17	1.26	1.28	1.33	1.38
	\$ 1.26	\$ 1.31	\$ 1.33		\$ 1.43
	1.28	1.32	1.34	1.37	1.45
		\$ 1.36	\$ 1.38		
	\$ 1.36	\$ 1.40	\$ 1.42		
	1.38	1.42	1.43	1.41	1.49
	\$ 1.43				
	1.48				
	\$ 1.50	MU	MU		
	1.52				
	\$ 1.54				
		\$ 1.46	\$ 1.47		
		\$ 1.50	\$ 1.51	1.46	1.54
		\$ 1.56	\$ 1.58		\$ 2.00
		1.59	2.01	1.52	2.03
				1.59	2.10
				2.04	\$ 2.16
					\$ 2.26
				\$ 2.14	2.30
				2.22	
	Will not run	Will not run	Will run		
	Nov. 26,	Nov. 26,	Sunday		
	Dec. 25,	Dec. 25,	and		
	Jan. 1,	Jan. 1,	Nov. 26,		
	Feb. 22.	Feb. 22.	Dec. 25,		
			Jan. 1,		
			Jan. 1,		
			Feb. 22.		
			Feb. 22.		
				2.82	
				\$ 2.41	
				\$ 2.50	
	P. M.	P. M.	P. M.	P. M.	P. M.
	719	3723	4249	185	1077

STATIONS	FIRST CLASS		
	723	113	261
	#DAILY EX. SUN.	DAILY	#DAILY EX. SAT. & SUN.
Leave	P. M.	P. M.	P. M.
NEW YORK	\$ 2.40	\$ 2.50	E 2.55
NEW YORK (Hud. Ter.)			
JERSEY CITY			
HUDSON	2.51	3.01	3.06
NEWARK	\$ 2.55	P 3.05	E 3.08 3.19
SOUTH ST. (Newark)			
HUNTER	2.58	3.08	3.23
NORTH ELIZABETH			
ELIZABETH	\$ 3.03		E 3.31
SOUTH ELIZABETH	3.05	3.12	3.33
LINDEN			E 3.40
NORTH RAHWAY			
RAHWAY	\$ 3.11		E 3.50
UNION	3.13	3.16	3.52
AVENEL			
EDGAR			Will not run Nov. 26, Dec. 25, Jan. 1, Feb. 22.
WOODBIDGE	\$ 3.18		
GENASCO			
WO	3.23		
PERTH AMBOY	\$ 3.25		
SA	3.27		
SOUTH AMBOY	\$ 3.29		
COLONIA			
ISELIN			E 3.57
METUCHEN		3.21	E 4.09
EDISON			
NEW BRUNSWICK COUNTY		3.27	E 4.27 4.30
ADAMS			
DEANS			
MONMOUTH JOT.			E 4.41
PLAINSBORO			
PRINOTON JOT.			4.46
TRENTON		P 3.49	E 4.56 C 5.27
MORRISVILLE			
LEVITTOWN-TULLYTOWN			\$ 5.35
GRUNDY		3.57	
BRISTOL			\$ 5.44
CROYDON			\$ 5.48
EDDINGTON	Will not run Nov. 26, Dec. 25, Jan. 1, Feb. 22.		
CORNWELLS HEIGHTS			\$ 5.54
ANDALUSIA			
TORRESDALE			\$ 5.58
(Phila. Region)			
HOLMES		4.08	\$ 6.08
NORTH PHILAD'A		\$ 4.18	\$ 6.21
PENNA. 30th ST.		\$ 4.28	\$ 6.31
SUBURBAN STATION			
Arrive	P. M.	P. M.	P. M.
	723	113	261

STATIONS	FIRST CLASS				
	3859	217	3729	105	275
	#DAILY EX. SAT. & SUN.	DAILY	#DAILY EX. SAT. & SUN.	DAILY	SAT. ONLY
Leave	P. M.	P. M.	P. M.	P. M.	P. M.
NEW YORK		\$ 3.00	\$ 3.02	\$ 3.10	\$ 3.15
NEW YORK (Hud. Ter.)					
JERSEY CITY					
HUDSON		3.11	3.14	3.21	3.26
NEWARK	\$ 3.15	\$ 3.17	P 3.25		\$ 3.29 3.35
SOUTH ST. (Newark)					
HUNTER		3.18	3.20	3.28	3.38
NORTH ELIZABETH					\$ 3.41
ELIZABETH			\$ 3.26		\$ 3.45
SOUTH ELIZABETH		3.22	3.27	3.32	3.46
LINDEN			\$ 3.31		\$ 3.50
NORTH RAHWAY					
RAHWAY			\$ 3.36		\$ 3.55
UNION		3.26	3.38	3.37	3.58
AVENEL					
EDGAR	Will not run Nov. 26, Dec. 25, Jan. 1, Feb. 22.				
WOODBIDGE					
GENASCO					
WO					
PERTH AMBOY					
SA					
SOUTH AMBOY					
COLONIA					
ISELIN			\$ 3.42		\$ 4.00
METUCHEN		3.31	\$ 3.46	3.42	\$ 4.08
EDISON					
NEW BRUNSWICK COUNTY	MU	\$ 3.38 3.41	\$ 3.53 3.56	3.48	\$ 4.19 4.22
ADAMS					\$ 4.24
DEANS					
MONMOUTH JOT.		3.48		3.55	\$ 4.30
PLAINSBORO					
PRINOTON JOT.		\$ 3.55		4.00	4.36
TRENTON	\$ 3.58	\$ 4.05		P 4.11	\$ 4.46 5.04
MORRISVILLE					
LEVITTOWN-TULLYTOWN	\$ 4.00				\$ 5.12
GRUNDY		4.15		4.20	
BRISTOL	\$ 4.07				\$ 5.18
CROYDON					\$ 5.21
EDDINGTON					
CORNWELLS HEIGHTS	\$ 4.14				\$ 5.27
ANDALUSIA					
TORRESDALE	\$ 4.19				\$ 5.32
(Phila. Region)					
HOLMES	\$ 4.24	4.26		4.30	\$ 5.35
NORTH PHILAD'A	\$ 4.37	D 4.35		\$ 4.40	\$ 5.58
PENNA. 30th ST.	\$ 4.47	\$ 4.45		\$ 4.50	\$ 6.04
SUBURBAN STATION	\$ 4.50				\$ 6.07
Arrive	P. M.	P. M.	P. M.	P. M.	P. M.
	3859	217	3729	105	275

STATIONS	FIRST CLASS		
	●151 DAILY	●3925 ‡DAILY EX. SAT. & SUN.	●4205 P. M.
	Leave P. M.	P. M.	P. M.
NEW YORK	\$ 3.25	\$ 3.30	\$ 3.35
NEW YORK (Hud. Ter.)			
JERSEY CITY			
HUDSON	3.38	3.43	3.46
NEWARK	\$ 3.40	\$ 3.46	\$ 3.50
SOUTH ST. (Newark)			
HUNTER	3.43	3.49	3.53
NORTH ELIZABETH		\$ 3.52	
ELIZABETH	\$ 3.55	\$ 3.58	\$ 3.58
SOUTH ELIZABETH	3.47	3.56	3.59
LINDEN		\$ 4.00	\$ 4.03
NORTH RAHWAY			
RAHWAY		D 4.03	\$ 4.07
UNION	3.51	4.05	4.08
AVENEL			
EDGAR			
WOODBIDGE			
GENASCO			
WC.			
PERTH AMBOY		MU	MU
SA			
SOUTH AMBOY			
COLONIA			
ISELIN			
METUCHEN	3.56	4.12	\$ 4.16
EDISON			
NEW BRUNSWICK COUNTY	4.02	4.20	\$ 4.23 4.26
ADAMS			
DEANS			
MONMOUTH JCT.			4.34
PLAINSBORO			
PRINCETON JCT.			\$ 4.40
TRENTON	\$ 4.23		\$ 4.50
MORRISVILLE			
LEVITTOWN-TULLYTOWN			
GRUNDY	4.32		
BRISTOL			
OROYDON		Will not run Nov. 26, Dec. 25, Jan. 1, Feb. 22.	Will run Sunday and Nov. 26, Dec. 25, Jan. 1, Feb. 22.
EDDINGTON			
CORNWELLS HEIGHTS			
ANDALUSIA			
TORRESDALE			
(Phila. Region)			
HOLMES	4.42		
NORTH PHILAD'A	\$ 4.52		
PENNA. 80th ST.	\$ 5.02		
SUBURBAN STATION			
Arrive	P. M.	P. M.	P. M.
	151	3925	4205

	FIRST CLASS				
	●725 ‡DAILY EX. SUN.	●3833 ‡DAILY EX. SAT. & SUN.	◇101 DAILY	●219 DAILY	●3731 ‡DAILY EX. SAT. & SUN.
	P. M.	P. M.	P. M.	P. M.	P. M.
	\$ 3.45	\$ 3.50	\$ 3.55	\$ 4.00	\$ 4.08
	3.56	4.01	4.06	4.11	4.19
	\$ 4.00	\$ 4.06	P 4.10	\$ 4.15	\$ 4.23
		\$ 4.08			
	4.03	4.09	4.13	4.18	4.26
		\$ 4.12			
	G 4.08	\$ 4.15			\$ 4.32
	4.09	4.17	4.17	4.22	4.34
		\$ 4.21			
		\$ 4.25			
	4.14	4.27	4.21	4.26	4.39
	4.22				
	\$ 4.24	MU			MU
	4.26				
	\$ 4.28				
		\$ 4.30			
		\$ 4.33			
		\$ 4.37	4.27	4.31	\$ 4.46
		\$ 4.41			
		\$ 4.45			\$ 4.58
		4.48	4.34	4.37	4.56
		\$ 4.56	4.42	4.44	
		\$ 5.03	4.47	\$ 4.50	
		\$ 5.13			
			P 4.57	\$ 5.01	
			5.05		
				G 5.11	
	Will not run Nov. 26, Dec. 25, Jan. 1, Feb. 22.	Will not run Nov. 26, Dec. 25, Jan. 1, Feb. 22.			Will not run Nov. 26, Dec. 25, Jan. 1, Feb. 22.
			5.15	5.21	
			\$ 5.25	D 5.30	
			\$ 5.35	\$ 5.40	
	P. M.	P. M.	P. M.	P. M.	P. M.
	725	3833	101	219	3731

STATIONS	FIRST CLASS		
	●8619	●3831	●153
	‡DAILY EX. SAT. & SUN.	SAT. ONLY	DAILY
Leave	P. M.	P. M.	P. M.
NEW YORK	\$ 4.20	\$ 4.20	\$ 4.30
NEW YORK (Hud. Ter.)			
JERSEY CITY			
HUDSON	4.31	4.31	4.41
NEWARK	\$ 4.35	\$ 4.35	C 4.44
SOUTH ST. (Newark)	\$ 4.37	\$ 4.37	
HUNTER	4.38	4.38	4.47
NORTH ELIZABETH	\$ 4.41	\$ 4.41	
ELIZABETH	\$ 4.44	\$ 4.44	
SOUTH ELIZABETH	4.46	4.46	4.51
LINDEN	\$ 4.50	\$ 4.50	
NORTH RAHWAY			
RAHWAY	\$ 4.54	\$ 4.54	
UNION	4.55	4.56	4.55
AVENEL	\$ 4.58		
EDGAR	\$ 5.00		
WOODBIDGE	\$ 5.02		
GENASCO			
WO.....	5.07		
PERTH AMBOY	\$ 5.09	MU	
SA	5.11		
SOUTH AMBOY	\$ 5.13		
COLONIA		\$ 4.59	
ISELIN		\$ 5.02	
METUCHEN		\$ 5.08	5.00
EDISON		\$ 5.10	
NEW BRUNSWICK	MU	\$ 5.14	
COUNTY		5.17	5.06
ADAMS			
DEANS			
MONMOUTH JOT		\$ 5.25	
PLAINSBORO			
PRINCETON JOT		\$ 5.32	
TRENTON		\$ 5.42	5.25
MORRISVILLE			
LEVITTOWN-TULLYTOWN			
GRUNDY			5.32
BRISTOL			
CROYDON	Will not run		
EDDINGTON	Nov. 26,		
CORNWELLS HEIGHTS	Dec. 25,		
ANDALUSIA	Jan. 1,		
TORRESDALE	Feb. 22.		
(Phila. Region)			
HOLMES			5.42
NORTH PHILAD'A			\$ 5.50
PENNA. 80th ST.			\$ 5.59
SUBURBAN STATION			
Arrive	P. M.	P. M.	P. M.
	8619	3831	153

STATIONS	FIRST CLASS				
	●3621	●3733	31	●729	●3623
	SAT. ONLY	‡DAILY EX. SAT. & SUN.	DAILY	‡DAILY EX. SAT. & SUN.	‡DAILY EX. SAT. & SUN.
Leave	P. M.	P. M.	P. M.	P. M.	P. M.
NEW YORK		\$ 4.35	T 4.40	\$ 4.45	
NEW YORK (Hud. Ter.)					\$ 4.39
JERSEY CITY					\$ 4.47
HUDSON		4.46	4.51	4.56	4.57
NEWARK			T 4.54		
SOUTH ST. (Newark)		\$ 4.50	# 4.58	\$ 5.00	\$ 5.01
HUNTER		\$ 4.52			\$ 5.03
NORTH ELIZABETH		4.53	5.01	5.03	5.04
ELIZABETH		\$ 4.56			\$ 5.07
SOUTH ELIZABETH		\$ 4.59			\$ 5.10
LINDEN		5.00	5.05	5.07	5.12
NORTH RAHWAY		\$ 5.04			\$ 5.16
RAHWAY	\$ 5.00	\$ 5.06			\$ 5.18
UNION		\$ 5.09			\$ 5.21
AVENEL		5.02	5.10	5.09	Z 5.14
EDGAR	\$ 5.06				5.21
WOODBIDGE	\$ 5.07				
GENASCO	\$ 5.09				
WO.....	5.14				5.22
PERTH AMBOY	\$ 5.16	MU			\$ 5.26
SA	5.18				\$ 5.28
SOUTH AMBOY	\$ 5.20				\$ 5.31
COLONIA		\$ 5.13			
ISELIN		\$ 5.16			
METUCHEN		\$ 5.21	5.14		
EDISON		\$ 5.25			
NEW BRUNSWICK	MU	\$ 5.29			
COUNTY		5.32	5.20		
ADAMS					
DEANS					
MONMOUTH JOT					
PLAINSBORO					
PRINCETON JOT					
TRENTON			T 5.40		
MORRISVILLE			# 5.43		
LEVITTOWN-TULLYTOWN					
GRUNDY				5.52	
BRISTOL					
CROYDON	Will not run				
EDDINGTON	Nov. 26,				
CORNWELLS HEIGHTS	Dec. 25,				
ANDALUSIA	Jan. 1,				
TORRESDALE	Feb. 22.				
(Phila. Region)					
HOLMES					
NORTH PHILAD'A				6.03	
PENNA. 80th ST.					
SUBURBAN STATION			C 6.12		
Arrive	P. M.	P. M.	P. M.	P. M.	P. M.
	3621	3733	31	729	3623

STATIONS	FIRST CLASS		
	4251	221	3835
	Leave	‡DAILY EX. SAT. & SUN.	SAT. ONLY
	P. M.	P. M.	P. M.
NEW YORK	\$ 4.55	\$ 5.00	\$ 5.00
NEW YORK (Hud. Ter.)			
JERSEY CITY			
HUDSON	5.08	5.11	5.11
NEWARK	\$ 5.09 5.14	\$ 5.15	\$ 5.18
SOUTH ST. (Newark)			
HUNTER	5.17	5.18	5.21
NORTH ELIZABETH			\$ 5.24
ELIZABETH	\$ 5.24		\$ 5.28
SOUTH ELIZABETH	5.26	5.22	5.29
LINDEN	\$ 5.31		\$ 5.33
NORTH RAHWAY			
RAHWAY	\$ 5.38		\$ 5.38
UNION	5.39	5.26	5.39
AVENEL			
EDGAR			
WOODBIDGE			
GENASCO			
WO			
PERTH AMBOY	MU		MU
SA			
SOUTH AMBOY			
COLONIA			
ISELIN	\$ 5.43		\$ 5.43
METUCHEN	\$ 5.47	5.31	\$ 5.47
EDISON			
NEW BRUNSWICK COUNTY	\$ 6.00 6.03		\$ 5.56 5.59
ADAMS			F 6.01
DEANS			F 6.04
MONMOUTH JCT.		5.44	\$ 6.08
PLAINSBORO			
PRINCETON JCT.		5.49	\$ 6.15
TRENTON		\$ 5.59	\$ 6.25
MORRISVILLE			
LEVITTOWN-TULLYTOWN			
GRUNDY		6.08	
BRISTOL			
CROYDON	Will run Sunday and Nov. 26, Dec. 25, Jan. 1, Feb. 22.	Will not run Nov. 26, Dec. 25, Jan. 1.	
EDDINGTON			
CORNWELLS HEIGHTS			
ANDALUSIA			
TORRESDALE			
(Phila. Region)			
HOLMES		6.18	
NORTH PHILAD'A		D 6.27	
PENNA. 80th ST.		S 6.37	
SUBURBAN STATION			
Arrive	P. M.	P. M.	P. M.
	4251	221	3835

	FIRST CLASS				
	733	49	263	8735	735
	‡DAILY EX. SAT. & SUN.	DAILY	‡DAILY EX. SAT. & SUN.	‡DAILY EX. SAT. & SUN.	‡DAILY EX. SAT. & SUN.
	P. M.	P. M.	P. M.	P. M.	P. M.
		T 5.05	\$ 5.08		\$ 5.15
	\$ 4.57			\$ 5.06	
	\$ 5.05			\$ 5.15	
	5.15	5.16	5.19	5.25	5.26
	\$ 5.18	T 5.20	\$ 5.23	\$ 5.29	\$ 5.30
	5.21	5.23	5.26	5.32	5.33
	C 5.26		\$ 5.33	\$ 5.38	
	5.28	5.27	5.35	5.40	5.37
			\$ 5.42		
	5.35	5.32	5.44	5.47	Z 5.45 5.52
			Will not run Nov. 26, Dec. 25, Jan. 1, Feb. 22.		
	5.44				6.01
				MU	6.05
	5.47				
	\$ 5.49				
				\$ 5.51	
		5.37	5.50	\$ 5.55	
				\$ 5.59	
			\$ 5.57	\$ 6.03	
		5.43	6.00	6.06	
				6.07	
				\$ 6.14	
				\$ 6.24	
		T 6.04	6.36		
				\$ 6.43	
			6.12		
				\$ 6.49	
	Will not run Nov. 3, Nov. 26, Dec. 25, Jan. 1, Feb. 22.				Will not run Nov. 26, Dec. 25, Jan. 1, Feb. 22.
				\$ 6.59	Will not run Nov. 26, Dec. 25, Jan. 1, Feb. 22.
		6.22	7.04		
		C 6.32	D 7.14		
			S 7.24		
	P. M.	P. M.	P. M.	P. M.	P. M.
	733	49	263	8735	735

STATIONS	FIRST CLASS		
	●885 SUNDAY ONLY	●3637 SAT. ONLY	187 DAILY EX. SUN.
	Leave P. M.	P. M.	P. M.
NEW YORK	\$ 6.30		\$ 6.30
NEW YORK (Had. Ter.)			
JERSEY CITY			
HUDSON	6.41		6.41
NEWARK	\$ 6.46		\$ 6.44 % 6.51
SOUTH ST. (Newark)			
HUNTER	6.48		6.54
NORTH ELIZABETH			
ELIZABETH			
SOUTH ELIZABETH	6.52		6.58
LINDEN			
NORTH RAHWAY			
RAHWAY		\$ 6.57	
UNION	6.56	6.58	7.02
AVENEL		\$ 7.01	
EDGAR		\$ 7.03	
WOODBIDGE		\$ 7.06	
GENASCO			
WO.		7.11	
PERTH AMBOY	\$ 7.13		
SA		7.15	
SOUTH AMBOY	\$ 7.17		
COLONIA			
ISELIN			
METUCHEN	7.01		7.07
EDISON	\$ 7.08	MU	
NEW BRUNSWICK COUNTY	7.11		7.13
ADAMS			
DEANS			
MONMOUTH JOT.	7.18		7.20
PLAINSBORO			
PRINCETON JOT.	\$ 7.25		7.25
TRENTON	\$ 7.35		\$ 7.34 % 7.40
MORRISVILLE			
LEVITTOWN-TULLYTOWN GRUNDY	7.45		7.49
BRISTOL			
CROYDON			
EDDINGTON			
CORNWELLS HEIGHTS			
ANDALUSIA			
TORRESDALE			
(Phila. Region)			
HOLMES	7.56		7.59
NORTH PHILAD'A	D 8.05		\$ 8.07
PENNA. 30th ST. SUBURBAN STATION	\$ 8.15		\$ 8.18
Arrive	P. M.	P. M.	P. M.
	885	3637	187

	FIRST CLASS				
	●3635 ±DAILY EX. SAT. & SUN.	●4253	39 DAILY	●3745 ±DAILY EX. SAT. & SUN.	●159 SUNDAY ONLY
	P. M.	P. M.	P. M.	P. M.	P. M.
	\$ 6.35	\$ 6.35	T 6.50	\$ 6.55	\$ 7.00
	6.46	6.46	7.01	7.06	7.11
			T 7.04		
	\$ 6.50	\$ 6.50	% 7.09	\$ 7.10	\$ 7.15
	6.58	6.58	7.12	7.13	7.18
	\$ 6.56	\$ 6.56		\$ 7.16	
	\$ 6.59	\$ 6.59		\$ 7.19	
	7.00	7.00	7.16	7.20	7.22
	\$ 7.08	\$ 7.04		\$ 7.24	
	\$ 7.05				
	\$ 7.08	\$ 7.08		\$ 7.28	
	7.09	7.09	7.20	7.29	7.26
	\$ 7.12				
	\$ 7.14				
	\$ 7.16				
	7.22				
	\$ 7.24	MU		MU	
	7.26				
	\$ 7.28				
		\$ 7.11		\$ 7.31	
		\$ 7.14		\$ 7.34	
		\$ 7.18	7.25	\$ 7.38	7.31
		\$ 7.22			
		\$ 7.26		\$ 7.45	
		7.29	7.31	7.48	7.37
			7.38		7.44
			7.43		7.49
			T 7.52		
			% 7.57		\$ 8.00
			8.05		8.10
	Will not run Nov. 26, Dec. 25, Jan. 1, Feb. 22.	Will run Sunday and Nov. 26, Dec. 25, Jan. 1, Feb. 22.		Will not run Nov. 26, Dec. 25, Jan. 1, Feb. 22.	
			8.15		8.20
			C 8.24		\$ 8.29
					\$ 8.38
	P. M.	P. M.	P. M.	P. M.	P. M.
	3635	4253	39	3745	159

STATIONS	FIRST CLASS		
	●227 DAILY EX. SUN.	●3749 DAILY EX. SAT. & SUN.	●171 DAILY
	F. M.	F. M.	F. M.
Leave			
NEW YORK	\$ 7.00	\$ 7.20	\$ 7.15 7.40
NEW YORK (Hud. Ter.)			
JERSEY CITY			
HUDSON	7.11	7.31	7.51
NEWARK	\$ 7.16	\$ 7.36	\$ 7.55
SOUTH ST. (Newark)			
HUNTER	7.18	7.38	7.58
NORTH ELIZABETH		\$ 7.43	
ELIZABETH		7.44	8.02
SOUTH ELIZABETH	7.22		
LINDEN		\$ 7.48	
NORTH RAHWAY		\$ 7.52	
RAHWAY			
UNION	7.26	7.53	8.06
AVENEL			
EDGAR			
WOODBIDGE			
GENASCO			
WO.			
PERTH AMBOY		MU	
SA			
SOUTH AMBOY			
COLONIA			
ISELIN			
METUCHEN	7.31	\$ 8.00	8.11
EDISON			
NEW BRUNSWICK	\$ 7.37	\$ 8.07	
COUNTY	7.40	8.10	8.17
ADAMS			
DEANS			
MONMOUTH JCT.	7.47		
PLAINSBORO			
PRINCETON JCT.	\$ 7.54		
TRENTON	\$ 8.04		\$ 8.38
MORRISVILLE			
LEVITTOWN-TULLYTOWN			
GRUNDY	8.18		8.47
BRISTOL			
CROYDON		Will not run	
EDDINGTON		Nov. 26,	
CORNWELLS HEIGHTS		Dec. 25,	
ANDALUSIA		Jan. 1,	
TORRESDALE		Feb. 22.	
(Phila. Region)			
HOLMES	8.28		8.57
NORTH PHILAD'A	D 8.32		\$ 9.07
PENNA. 30th ST.	\$ 8.42		\$ 9.17
SUBURBAN STATION			
Arrive	F. M.	F. M.	F. M.
	227	3749	171

	FIRST CLASS				
	●741 DAILY EX. SUN.	3 DAILY	607 DAILY	●287 SUNDAY ONLY	●3753 DAILY EX. SAT.
	F. M.	F. M.	F. M.	P. M.	F. M.
	\$ 7.45	T 7.50	\$ 7.55	\$ 8.00	\$ 8.05
	7.66	8.01	8.06	8.11	8.16
	\$ 8.00	T 8.04	C 8.10	\$ 8.15	\$ 8.20
	8.03	8.12	8.14	8.18	8.23
	\$ 8.09				M 8.26
	8.11	8.16		8.22	S 8.29
					\$ 8.34
	\$ 8.17				\$ 8.38
	8.19	8.20		8.26	8.39
	\$ 8.25				
	8.30				
	\$ 8.32				MU
	8.34				
	\$ 8.36				
					\$ 8.43
		8.25		8.31	\$ 8.47
					\$ 8.51
				\$ 8.37	\$ 8.55
		8.31		8.40	8.58
				8.47	
				\$ 8.54	
		8.50		\$ 9.04	
		8.57		9.13	
	Will not run				
	Nov. 26,				
	Dec. 25,				
	Jan. 1,				
	Feb. 22				
		9.08		9.22	
		C 9.17		D 9.32	
				\$ 9.43	
	F. M.	F. M.	F. M.	P. M.	P. M.
	741	3	607	287	3753

STATIONS	FIRST CLASS		
	◇55	●8761	4255
	DAILY P. M.	‡DAILY EX. SUN. P. M.	P. M.
Leave			
NEW YORK	\$ 10.00	\$ 10.05	\$ 10.10
NEW YORK (Hud. Ter.)			
JERSEY CITY			
HUDSON	10.11	10.16	10.21
NEWARK	\$ 10.14	\$ 10.20	\$ 10.25
SOUTH ST. (Newark)- HUNTER	10.26	10.28	10.28
NORTH ELIZABETH		\$ 10.29	
ELIZABETH		\$ 10.29	\$ 10.33
SOUTH ELIZABETH	10.30	10.30	10.35
LINDEN		\$ 10.34	\$ 10.39
NORTH RAHWAY		\$ 10.36	
RAHWAY		\$ 10.38	\$ 10.43
UNION	10.35	10.40	10.44
AVENEL			
EDGAR			
WOODBIDGE			
GENASCO			
WO			
PERTH AMBOY		MU	MU
SA			
SOUTH AMBOY			
COLONIA			
ISELIN		\$ 10.44	\$ 10.48
METUCHEN	10.40	\$ 10.48	\$ 10.52
EDISON		\$ 10.52	\$ 10.56
NEW BRUNSWICK		\$ 10.56	\$ 11.00
COUNTY	10.46	10.59	11.03
ADAMS			
DEANS			
MONMOUTH JCT.			
PLAINSBORO			
PRINCETON JCT.			
TRENTON	11.05		
MORRISVILLE			
LEVITTOWN-TULLYTOWN			
GRUNDY	11.12		
BRISTOL			
CROYDON		Will not run Nov. 26, Dec. 25, Jan. 1, Feb. 22.	Will run Sunday and Nov. 26, Dec. 25, Jan. 1, Feb. 22.
EDDINGTON			
CORNWELLS HEIGHTS			
ANDALUSIA			
TORRESDALE			
(Phila. Region)			
HOLMES	11.23		
NORTH PHILAD'A	\$ 11.32		
PENNA. 80th ST.			
SUBURBAN STATION			
Arrive			
	P. M.	P. M.	P. M.
	55	8761	4255

	FIRST CLASS				
	◇161	◇231	●743	●NH-193	●8767
	DAILY P. M.	‡DAILY EX. SUN. P. M.	‡DAILY EX. SUN. P. M.	P. M.	‡DAILY EX. SAT. & SUN. P. M.
	\$ 10.15	\$ 10.35	\$ 10.40	\$ 10.55	\$ 10.55
	10.26	10.46	10.51		11.06
	\$ 10.30	\$ 10.50	\$ 10.55		\$ 11.10
	10.33	10.53	10.58		11.13
			\$ 11.03		\$ 11.16
	10.37	10.57	11.05		\$ 11.19
			\$ 11.11		\$ 11.24
	10.42	11.01	11.13		\$ 11.28
		Will also run Sunday Feb. 21 Will not run Feb. 22.	\$ 11.18	Will run Sunday and Nov. 26, Dec. 25, Jan. 1, Feb. 22.	11.23
	Will run Sunday and Feb. 22. Except Sunday Feb. 21.		\$ 11.25		11.27
			\$ 11.29		MU
					\$ 11.33
	10.47	11.06			\$ 11.87
	\$ 10.53	\$ 11.13			\$ 11.44
	10.56	11.16			11.47
	11.03	11.23			
	\$ 11.10	\$ 11.29			
	\$ 11.20	\$ 11.39			
	\$ 11.26	\$ 11.45			
	\$ 11.26	R 11.49			
		G 11.54			
			Will not run Nov. 26, Dec. 25, Jan. 1, Feb. 22.	Will not run Nov. 26, Dec. 25, Jan. 1, Feb. 22.	
	11.41	12.03			
	\$ 11.51	D 12.13			
	\$ 12.01	\$ 12.23			
	A. M.	A. M.	P. M.	P. M.	P. M.
	161	231	743	NH-193	8767

STATIONS	FIRST CLASS		
	190	3812	108
	A. M.	A. M.	A. M.
Arrive			
NEW YORK	E 6.45	\$ 6.50	\$ 7.00
NEW YORK (Hud. Ter.)			
JERSEY CITY			
HUDSON	6.32	6.38	6.45
NEWARK	% 6.29 E 6.12	\$ 6.35	% 6.42 \$ 6.34
SOUTH ST. (Newark)			
HUNTER	6.10	6.32	6.31
NORTH ELIZABETH			
ELIZABETH			
SOUTH ELIZABETH	6.06	6.27	6.26
LINDEN			
NORTH RAHWAY			
RAHWAY			
UNION	6.02	6.22	6.22
AVENEL			
EDGAR			
WOODBIDGE			
GENASCO			
WC			
PERTH AMBOY		MU	
SA			
SOUTH AMBOY			
COLONIA			
ISELIN			
METUCHEN	5.56	6.17	6.16
EDISON			
NEW BRUNSWICK		\$ 6.10	
COUNTY	5.48	6.07	6.09
ADAMS		\$ 6.04	
DEANS		\$ 6.01	
MONMOUTH JCT.	5.41	\$ 5.58	6.00
PLAINSBORO		\$ 5.53	
PRINCETON JCT.	5.36	\$ 5.50	5.54
TRENTON	% 5.27 E 5.19	\$ 5.40	\$ 5.43
MORRISVILLE			
LEVITTOWN-TULLYTOWN			
GRUNDY	5.11		5.32
BRISTOL			
CROYDON		Will not run Nov. 26, Dec. 25, Jan. 1, Feb. 22.	
EDDINGTON			
CORNWELLS HEIGHTS			
ANDALUSIA			
TORRESDALE			
(Phla. Region)			
HOLMES	5.01		5.22
NORTH PHILAD'A	4.51		\$ 5.12
PENNA. 30th ST.	E 4.32		\$ 5.02
SUBURBAN STATION			
Leave	A. M.	A. M.	A. M.
	DAILY	±DAILY EX. SAT. & SUN.	DAILY
	190	●3812	◇108

	FIRST CLASS				
	3706	3810	22	3808	760
	A. M.	A. M.	A. M.	A. M.	A. M.
	\$ 7.12	\$ 7.20	\$ 7.30	\$ 7.35	\$ 7.40
	7.00	7.08	7.18	7.23	7.28
	\$ 6.56	\$ 7.05	7.15	\$ 7.20	\$ 7.25
			D 7.03		
	\$ 6.53	\$ 7.03		\$ 7.17	
	6.52	7.02	7.00	7.16	7.22
	\$ 6.49	\$ 6.59		\$ 7.13	\$ 7.19
	\$ 6.46	\$ 6.56		\$ 7.10	\$ 7.16
		6.44	6.56	7.08	7.14
	\$ 6.40	\$ 6.50		\$ 7.04	\$ 7.10
		\$ 6.47		\$ 7.01	
	\$ 6.36	\$ 6.45		\$ 6.59	\$ 7.06
	6.34	6.43	6.52	6.57	7.04
				\$ 6.53	\$ 7.01
				\$ 6.50	
				\$ 6.48	\$ 6.58
				6.43	6.53
	MU	MU		\$ 6.40	\$ 6.50
				6.37	6.48
				\$ 6.35	\$ 6.46
	\$ 6.31	\$ 6.40			
	\$ 6.28	\$ 6.37			
	\$ 6.24	\$ 6.33	6.47		
	\$ 6.20	\$ 6.29			
	\$ 6.16	\$ 6.25		MU	
	6.13	6.22	6.41		
		\$ 6.19			
		\$ 6.16			
		\$ 6.13	6.34		
		\$ 6.07			
		\$ 6.04	6.29		
		\$ 5.54	6.19		
			D 6.13		
				6.05	
	Will not run Nov. 26, Dec. 25, Jan. 1, Feb. 22.			Will not run Nov. 26, Dec. 25, Jan. 1, Feb. 22.	
				5.55	
			D 5.30		
	A. M.	A. M.	A. M.	A. M.	A. M.
	±DAILY EX. SAT. & SUN.	SAT. ONLY	DAILY	±DAILY EX. SAT. & SUN.	SAT. ONLY
	●3706	●3810	22	●3808	●760

STATIONS	FIRST CLASS			
	708	3710	3608	3712
	A. M.	A. M.	A. M.	A. M.
Arrive				
NEW YORK	\$ 7.40	\$ 7.55	\$ 8.05	
NEW YORK (Hud. Ter.)				\$ 8.16
JERSEY CITY				\$ 8.09
HUDSON	7.28	7.42	7.53	7.59
NEWARK	\$ 7.25	\$ 7.39	\$ 7.50	\$ 7.56
SOUTH ST. (Newark)			\$ 7.47	
HUNTER	7.21	7.36	7.46	7.53
NORTH ELIZABETH			\$ 7.48	\$ 7.50
ELIZABETH		\$ 7.31	\$ 7.40	\$ 7.47
SOUTH ELIZABETH	7.17	7.29	7.38	7.45
LINDEN		\$ 7.25	\$ 7.34	\$ 7.42
NORTH RAHWAY			\$ 7.31	\$ 7.38
RAHWAY		\$ 7.21	\$ 7.31	\$ 7.38
UNION	7.11	7.19	7.29	7.36
	Z 7.05			
AVENEL				
EDGAR				
WOODBIDGE			\$ 7.28	
GENASCO				
WO	6.57		7.18	
PERTH AMBOY		MU	\$ 7.15	MU
SA	6.54		7.12	
SOUTH AMBOY	\$ 6.52		\$ 7.10	
COLONIA		\$ 7.16		
ISELIN		\$ 7.13		
METUCHEN		\$ 7.09		\$ 7.29
EDISON		\$ 7.05		\$ 7.24
NEW BRUNSWICK COUNTY		\$ 7.01	MU	\$ 7.20
		6.58		7.16
ADAMS				
DEANS				
MONMOUTH JCT.				
PLAINSBORO				
PRINCETON JCT.				
TRENTON				
MORRISVILLE				
LEVITTOWN-TULLYTOWN				
GRUNDY				
BRISTOL				
CROYDON	Will not run	Will not run	Will not run	Will not run
EDDINGTON	Nov. 26, Dec. 25, Jan. 1, Feb. 22.	Nov. 26, Dec. 25, Jan. 1, Feb. 22.	Nov. 26, Dec. 25, Jan. 1, Feb. 22.	Nov. 26, Dec. 25, Jan. 1, Feb. 22.
CORNWELLS HEIGHTS				
ANDALUSIA				
TORRESDALE				
(Phila. Region)				
HOLMES				
NORTH PHILAD'A				
PENNA. 80th ST.				
SUBURBAN STATION				
Leave				
	A. M.	A. M.	A. M.	A. M.
	‡DAILY EX. SAT. & SUN.	‡DAILY EX. SAT. & SUN.	‡DAILY EX. SAT. & SUN.	‡DAILY EX. SAT. & SUN.
	●702	●3710	●3608	●3712

	FIRST CLASS				
	252	60	3814	4	3610
	A. M.	A. M.	A. M.	A. M.	A. M.
	\$ 8.20	\$ 7.50	\$ 7.50	\$ 8.15	
					\$ 8.25
					\$ 8.16
	8.08	7.35	7.37	8.03	8.05
	\$ 8.05	D 7.32	D 7.34	8.00	\$ 8.02
				D 7.52	
	\$ 8.03				\$ 7.59
	8.02	7.28	7.30	7.49	7.58
	\$ 7.59				\$ 7.58
	\$ 7.56				\$ 7.50
	7.53	7.24	7.25	7.45	\$ 7.46
					\$ 7.43
	\$ 7.46				\$ 7.41
	7.43	7.20	7.20	7.41	7.39
					\$ 7.37
	Will not run Nov. 26, Dec. 25, Jan. 1, Feb. 22.	Will not run Nov. 27-28, Dec. 21-22- 23-25-26- 30-31, Jan. 1-2, Feb. 22, April 16.			\$ 7.35
					\$ 7.33
					\$ 7.30
	MU		MU		7.27
					\$ 7.24
					7.22
					\$ 7.20
	\$ 7.40				
	\$ 7.37				
	\$ 7.33	7.14	7.14	7.35	
	\$ 7.23				MU
	7.18	7.07	7.07	7.28	
	\$ 7.14				
	\$ 7.11				
	\$ 7.07	6.59	6.59	7.20	
	\$ 7.01				
	\$ 6.57	6.54	6.54	7.15	
	6.47	\$ 6.44	\$ 6.44	D 7.05	
	\$ 6.37				
	\$ 6.30				
		6.34		6.52	
	\$ 6.25				
	\$ 6.21				Will not run
	\$ 6.16				Nov. 26, Dec. 25, Jan. 1, Feb. 22.
	\$ 6.13				
	6.09	6.24		6.42	
	\$ 5.57	D 6.10		D 6.26	
	\$ 5.47				
	\$ 5.39				
	A. M.	A. M.	A. M.	A. M.	A. M.
	‡DAILY EX. SAT. & SUN.	‡DAILY EX. SUN.		DAILY	‡DAILY EX. SAT. & SUN.
	252	60	3814	4	3610

STATIONS	FIRST CLASS			
	3816	784	3904	704
	A. M.	A. M.	A. M.	A. M.
Arrive				
NEW YORK	\$ 8.25	\$ 8.25	\$ 8.37	
NEW YORK (Hud. Ter.)				\$ 8.86
JERSEY CITY				\$ 8.29
HUDSON	8.12	8.13	8.25	8.18
NEWARK	\$ 8.09	\$ 8.10	\$ 8.22	\$ 8.15
SOUTH ST. (Newark)	\$ 8.04		\$ 8.19	
HUNTER	8.03	8.06	8.18	8.10
NORTH ELIZABETH	\$ 8.00		\$ 8.15	
ELIZABETH	\$ 7.57		\$ 8.12	
SOUTH ELIZABETH	7.54	8.01	8.10	8.05
LINDEN	\$ 7.50		\$ 8.06	
NORTH RAHWAY			\$ 8.03	
RAHWAY	\$ 7.46		\$ 8.01	
UNION	7.43	7.54	7.57	7.58
		Z 7.43		
AVENEL				
EDGAR				
WOODBIDGE				
GENASCO				
WO		7.40		7.49
PERTH AMBOY	MU		MU	
SA		7.36		7.45
SOUTH AMBOY				\$ 7.43
COLONIA	\$ 7.40			
ISELIN	\$ 7.38			
METUOHEN	\$ 7.34			
EDISON	\$ 7.80			
NEW BRUNSWICK COUNTY	\$ 7.26			
	7.21			
ADAMS	\$ 7.18			
DEANS	\$ 7.15			
MONMOUTH JCT.	\$ 7.12			
PLAINSBORO	\$ 7.06			
PRINCETON JCT.	\$ 7.08			
TRENTON	\$ 6.53			
MORRISVILLE				
LEVITTOWN-TULLYTOWN				
GRUNDY				
BRISTOL				
OROYDON		Will not run	Will not run	Will not run
EDDINGTON		Nov. 26,	Nov. 26,	Nov. 3,
		Dec. 25,	Dec. 25,	Nov. 26,
CORNWELLS HEIGHTS		Jan. 1,	Jan. 1,	Dec. 25,
ANDALUSIA		Feb. 22,	Feb. 22,	Jan. 1,
TORRESDALE				Feb. 22,
(Phila. Region)				
HOLMES				
NORTH PHILAD'A				
PENNA. 80th ST.				
SUBURBAN STATION				
Leave	A. M.	A. M.	A. M.	A. M.
	SAT. ONLY	±DAILY EX. SAT. & SUN.	±DAILY EX. SAT. & SUN.	±DAILY EX. SAT. & SUN.
	3816	784	3904	704

	FIRST CLASS				
	854	3850	3716	756	706
	A. M.	A. M.	A. M.	A. M.	A. M.
	\$ 8.29		\$ 8.33	\$ 8.40	\$ 8.42
	8.17		8.21	8.28	8.30
	\$ 8.14		\$ 8.18	\$ 8.25	\$ 8.27
	8.10		8.15	8.21	8.23
	8.06		8.10	\$ 8.16	\$ 8.18
				8.14	8.16
	8.02		8.06	8.07	8.10
				Z 8.01	Z 8.04
	Will not run	Will not run			
	Nov. 26,	Nov. 26,			
	Dec. 25,	Dec. 25,			
	Jan. 1,	Jan. 1,			
	Feb. 22.	Feb. 22.			
		MU	MU	\$ 7.52	7.56
				\$ 7.47	\$ 7.53
				\$ 7.45	7.50
	7.55		\$ 7.58		
	\$ 7.48		\$ 7.51		
	7.45		7.48		
	7.88				
	\$ 7.82				
	\$ 7.21				
		\$ 7.34			
	7.10				
		\$ 7.21			
	\$ 7.17				
	F 7.14		Will not run	Will run	Will not run
	\$ 7.11		Nov. 26,	Nov. 3,	Nov. 3,
			Dec. 25,	Dec. 25,	Nov. 26,
			Jan. 1,	Jan. 1,	Dec. 25,
			Feb. 22.	Feb. 22.	Jan. 1,
					Feb. 22.
		\$ 7.07			
	7.00	\$ 7.03			
	\$ 6.50	\$ 6.46			
	\$ 6.40	\$ 6.37			
		\$ 6.34			
	A. M.	A. M.	A. M.	A. M.	A. M.
	±DAILY EX. SAT. & SUN.	±DAILY EX. SAT. & SUN.	±DAILY EX. SAT. & SUN.		±DAILY EX. SAT. & SUN.
	854	3850	3716	756	706

STATIONS	FIRST CLASS			
	712	764	4202	256
Arrive	A. M.	A. M.	A. M.	A. M.
NEW YORK	\$ 9.40	\$ 9.48	\$ 9.55	\$ 9.55
NEW YORK (Hud. Ter.)				
JERSEY CITY				
HUDSON	9.28	9.36	9.43	9.41
NEWARK	\$ 9.25	\$ 9.33	\$ 9.40	\$ 9.38
SOUTH ST. (Newark)				
HUNTER	9.21	9.29	9.37	9.34
NORTH ELIZABETH				
ELIZABETH		\$ 9.24	\$ 9.32	
SOUTH ELIZABETH	9.16	9.22	9.30	9.30
LINDEN			\$ 9.26	
NORTH RAHWAY				
RAHWAY			\$ 9.23	
UNION	9.10	9.16	9.21	9.25
AVENEL				
EDGAR				
WOODBIDGE		\$ 9.11		
GENASCO				
WO	9.01	9.06		
PERTH AMBOY		\$ 9.03	MU	
SA	8.58	9.01		
SOUTH AMBOY	\$ 8.56	Z 8.59		
COLONIA				
ISELIN				
METUCHEN			\$ 9.15	M 9.18
EDISON				
NEW BRUNSWICK COUNTY			\$ 9.08	\$ 9.11
ADAMS				
DEANS				
MONMOUTH JCT.			\$ 8.57	9.01
PLAINSBORO				
PRINCETON JCT.			\$ 8.50	\$ 8.55
TRENTON			\$ 8.40	\$ 8.45
MORRISVILLE				
LEVITTOWN-TULLYTOWN				
GRUNDY				8.35
BRISTOL				
OROYDON	Will not run Nov. 3,	Will run Saturday and Nov. 3.	Will run Sunday and Nov. 26, Dec. 25, Jan. 1, Feb. 22.	Will not run Nov. 26, Dec. 25, Jan. 1, Feb. 22.
EDDINGTON	Nov. 26, Dec. 25, Jan. 1, Feb. 22.			
CORNWELLS HEIGHTS				
ANDALUSIA				
TORRESDALE				
(Phila. Region)				
HOLMES				8.25
NORTH PHILAD'A				\$ 8.15
PENNA. 30th ST.				\$ 8.05
SUBURBAN STATION				
Leave	A. M.	A. M.	A. M.	A. M.
	‡DAILY EX. SAT. & SUN.			‡DAILY EX. SUN.
	●712	●764	●4202	◇256

FIRST CLASS					
3622	3770	628	3914	236	256
A. M.	A. M.	A. M.	A. M.	A. M.	P. M.
\$ 10.05	\$ 10.05	\$ 10.20	\$ 10.22	\$ 11.58	E 12.50
9.53	9.53	10.08	10.10	11.43	12.37
\$ 9.50	\$ 9.50	D 10.05	\$ 10.07	* 11.40	* 12.34
				\$ 11.34	E 12.27
9.46	9.47	10.01	\$ 10.04		
\$ 9.43			10.03	11.31	12.25
\$ 9.40	\$ 9.42		\$ 10.00	\$ 11.28	
9.38	9.40		\$ 9.57	\$ 11.25	E 12.20
\$ 9.34	\$ 9.36		\$ 9.55	11.20	12.16
\$ 9.30	\$ 9.32		\$ 9.51	\$ 11.15	\$ 12.12
9.28	9.30		\$ 9.48		
			\$ 9.46	\$ 11.08	E 12.03
\$ 9.25			9.43	11.02	11.56
\$ 9.22					11.51
9.17					Will not run Nov. 26, Dec. 25, Jan. 1, Feb. 22.
\$ 9.14	MU		MU	MU	
9.12					
\$ 9.10					
				F 11.00	
	\$ 9.26			\$ 10.58	E 11.46
	\$ 9.22			\$ 10.54	E 11.41
				E 10.42	E 11.26
MU	\$ 9.18			\$ 10.39	E 11.21
	\$ 9.14			10.24	11.04
	9.10				
				\$ 10.20	E 10.46
				E 10.17	E 10.42
				\$ 10.14	E 10.38
					E 10.30
				\$ 10.08	E 10.22
				9.58	E 10.12
				\$ 9.81	D 9.46
				\$ 9.24	\$ 9.39
				\$ 9.15	\$ 9.31
Will not run Nov. 26, Dec. 25, Jan. 1, Feb. 22.			Will not run Nov. 26, Dec. 25, Jan. 1, Feb. 22.	\$ 9.07	\$ 9.21
				\$ 9.04	\$ 9.17
				\$ 9.01	\$ 9.14
				\$ 8.55	\$ 9.08
				\$ 8.51	\$ 9.04
				\$ 8.35	\$ 8.45
				\$ 8.25	\$ 8.35
				\$ 8.22	
A. M.	A. M.	A. M.	A. M.	A. M.	A. M.
‡DAILY EX. SAT. & SUN.	SAT. ONLY	DAILY EX. SUN.	‡DAILY EX. SAT. & SUN.	SAT. ONLY	‡DAILY EX. SAT. & SUN.
●3622	●3770	628	●3914	236	256

STATIONS	FIRST CLASS		
	714	3918	750
Arrive	A. M.	A. M.	A. M.
NEW YORK	\$ 11.15	\$ 11.30	\$ 11.35
NEW YORK (Had. Ter.)...			
JERSEY CITY			
HUDSON	11.03	11.18	11.23
NEWARK	\$ 11.00	\$ 11.15	\$ 11.20
SOUTH ST. (Newark)			
HUNTER	10.59	11.12	11.16
NORTH ELIZABETH		\$ 11.09	
ELIZABETH	\$ 10.51	\$ 11.06	\$ 11.11
SOUTH ELIZABETH	10.49	11.04	11.09
LINDEN		\$ 11.00	
NORTH RAHWAY		\$ 10.57	
RAHWAY	\$ 10.43	\$ 10.55	\$ 11.03
UNION	10.41	10.53	11.01
AVENEL			
EDGAR			
WOODBIDGE	\$ 10.36		\$ 10.56
GENASCO			
WC	10.31		10.51
PERTH AMBOY	\$ 10.28	MU	\$ 10.48
SA	10.26		10.45
SOUTH AMBOY	\$ 10.24		\$ 10.43
COLONIA			
ISELIN			
METUCHEN			
EDISON			
NEW BRUNSWICK			
COUNTY			
ADAMS			
DEANS			
MONMOUTH JOT.			
PLAINSBORO			
PRINCETON JOT.			
TRENTON			
MORRISVILLE			
LEVITTOWN-TULLYTOWN			
GRUNDY			
BRISTOL			
CROYDON	Will not run	Will not run	Will run
EDDINGTON	Nov. 26,	Nov. 26,	Sunday
CORNWELLS HEIGHTS..	Dec. 25,	Dec. 25,	and
ANDALUSIA	Jan. 1,	Jan. 1,	Nov. 26,
TORRESDALE	Feb. 22,	Feb. 22,	Dec. 25,
			Jan. 1,
			Feb. 22,
(Phila. Region)			
HOLMES			
NORTH PHILAD'A			
PENNA. 30th ST.			
SUBURBAN STATION			
Leave	A. M.	A. M.	A. M.
	‡DAILY	‡DAILY EX.	
	EX. SUN.	SAT. & SUN.	
	●714	●3918	●750

	FIRST CLASS				
	3728	206	100	3922	126
	A. M.	A. M.	A. M.	P. M.	P. M.
	\$ 11.45	\$ 11.41	\$ 11.50	\$ 12.20	\$ 12.15
	11.33	11.29	11.38	12.09	12.03
	\$ 11.30	\$ 11.26	D 11.35	\$ 12.05	D 12.00
				\$ 12.03	
	11.27	11.23	11.32	12.02	11.56
				\$ 11.59	
	\$ 11.22			\$ 11.56	
	11.20	11.19	11.28	11.54	11.52
	\$ 11.15			\$ 11.51	
	\$ 11.11			\$ 11.49	
	11.09	11.15	11.24	\$ 11.47	11.48
		Will not run			
		Nov. 26,			
		Dec. 25,			
		Jan. 1,			
	MU				
	F 11.06				
	\$ 11.04				
	\$ 11.00	11.10	11.19		11.43
	\$ 10.56				
	\$ 10.52	\$ 11.04		MU	
	10.46	11.01	11.12		11.37
		10.53	11.04		
		10.47	10.58		
		\$ 10.37	D 10.48		\$ 11.16
		10.29	10.39		11.08
	Will not run			Will not run	
	Nov. 26,			Nov. 26,	
	Dec. 25,			Dec. 25,	
	Jan. 1,			Jan. 1,	
	Feb. 22,			Feb. 22,	
		10.19	10.29		10.58
		\$ 10.09	\$ 10.19		\$ 10.48
		\$ 10.00	\$ 10.09		\$ 10.39
	A. M.	A. M.	A. M.	A. M.	A. M.
	‡DAILY EX.	‡DAILY	DAILY	‡DAILY EX.	DAILY
	SAT. & SUN.	EX. SUN.		SAT. & SUN.	
	●3728	●206	◇100	●3922	●126

STATIONS	FIRST CLASS			
	180	718	3742	782
Arrive	P. M.	P. M.	P. M.	P. M.
NEW YORK	\$ 3.00	\$ 3.15	\$ 3.80	\$ 3.85
NEW YORK (Hud. Ter.)				
JERSEY CITY				
HUDSON	2.48	3.03	3.18	3.28
NEWARK	\$ 2.45	\$ 3.00	\$ 3.15	\$ 3.20
SOUTH ST. (Newark)				
HUNTER	2.42	2.57	3.12	3.17
NORTH ELIZABETH				
ELIZABETH		\$ 2.52	\$ 3.07	\$ 3.12
SOUTH ELIZABETH	2.38	2.50	3.05	3.10
LINDEN			\$ 3.01	
NORTH RAHWAY				
RAHWAY			\$ 2.58	\$ 3.04
UNION	2.34	2.44	2.56	3.02
AVENEL				
EDGAR				
WOODBIDGE		\$ 2.39		\$ 2.57
GENASCO				
WC		2.34		2.52
PERTH AMBOY		\$ 2.31	MU	\$ 2.49
SA		2.28		2.47
SOUTH AMBOY		\$ 2.26		\$ 2.45
COLONIA				
ISELIN			\$ 2.52	
METUOHEN	2.29		\$ 2.48	
EDISON				
NEW BRUNSWICK			\$ 2.41	
COUNTY	2.23		2.36	
ADAMS				
DEANS				
MONMOUTH JCT.				
PLAINSBORO				
PRINCETON JCT.				
TRENTON	2.04			
MORRISVILLE				
LEVITTOWN-TULLYTOWN				
GRUNDY	1.57			
BRISTOL				Will run Sunday and Nov. 26, Dec. 25, Jan. 1, Feb. 22.
CROYDON		Will not run Nov. 26, Dec. 25, Jan. 1, Feb. 22.	Will not run Nov. 26, Dec. 25, Jan. 1, Feb. 22.	Will run Sunday and Nov. 26, Dec. 25, Jan. 1, Feb. 22.
EDDINGTON				
CORNWELLS HEIGHTS				
ANDALUSIA				
TORRESDALE				
(Phila. Region)				
HOLMES	1.47			
NORTH PHILAD'A	\$ 1.37			
PENNA. 30th ST.	\$ 1.28			
SUBURBAN STATION				
Leave	P. M.	P. M.	P. M.	P. M.
	DAILY	‡DAILY EX SUN.	‡DAILYEX. SAT. & SUN.	
	●180	718	●3742	●782

	FIRST CLASS				
	216	3744	238	4250	3748
	P. M.	P. M.	P. M.	P. M.	P. M.
	\$ 3.40	\$ 4.05	\$ 4.20	\$ 4.25	\$ 4.30
	3.27	3.53	4.07	4.13	4.18
	\$ 3.24	\$ 3.50	\$ 4.04	\$ 4.10	\$ 4.15
	3.20	3.47	4.00	4.07	4.11
		\$ 3.44	\$ 3.57	\$ 4.04	\$ 4.08
		\$ 3.41	\$ 3.54	\$ 4.01	\$ 4.05
	3.18	3.39	3.52	3.59	4.03
		\$ 3.35	\$ 3.48	\$ 3.55	\$ 3.59
		\$ 3.33			
		\$ 3.31	\$ 3.44	\$ 3.51	\$ 3.55
	3.12	3.29	3.42	3.49	3.53
	Will not run Nov. 26, Dec. 25, Jan. 1.				
		MU	MU	MU	MU
		\$ 3.25		\$ 3.45	\$ 3.49
	3.07	\$ 3.21	\$ 3.35	\$ 3.41	\$ 3.45
		\$ 3.17		\$ 3.37	\$ 3.41
		\$ 3.13	\$ 3.29	\$ 3.33	\$ 3.37
	3.01	3.10	3.26	3.29	3.34
	2.54		\$ 3.18		
	2.49		\$ 3.11		
	\$ 2.39		3.01		
			\$ 2.56		
			\$ 2.49		
	2.30				
			\$ 2.43		
		Will not run Nov. 26, Dec. 25, Jan. 1, Feb. 22.	\$ 2.40	Will run Sunday and Nov. 26, Dec. 25, Jan. 1, Feb. 22.	Will not run Nov. 26, Dec. 25, Jan. 1, Feb. 22.
			\$ 2.38		
			\$ 2.36		
			\$ 2.31		
	2.20		F 2.27		
	\$ 2.10		\$ 2.13		
	\$ 2.00		\$ 2.03		
			\$ 2.00		
	P. M.	P. M.	P. M.	P. M.	P. M.
	‡DAILYEX. SAT. & SUN.	‡DAILYEX. SAT. & SUN.	SAT. ONLY		‡DAILYEX. SAT. & SUN.
	●216	3744	●238	●4250	●3748

STATIONS	FIRST CLASS		
	132	720	3748
	P. M.	P. M.	P. M.
Arrive			
NEW YORK	\$ 4.35	\$ 4.50	\$ 5.00
NEW YORK (Hud. Ter.)			
JERSEY CITY			
HUDSON	4.23	4.38	4.48
NEWARK	\$ 4.20	\$ 4.35	\$ 4.45
SOUTH ST. (Newark)			
HUNTER	4.17	4.31	4.41
NORTH ELIZABETH			
ELIZABETH		\$ 4.26	\$ 4.36
SOUTH ELIZABETH	4.13	4.24	4.34
LINDEN		G 4.20	\$ 4.30
NORTH RAHWAY			
RAHWAY		\$ 4.17	\$ 4.26
UNION	4.09	4.15	4.24
AVENEL			
EDGAR			
WOODBIDGE			
GENASCO			
WC		4.07	
PERTH AMBOY		\$ 4.05	MU
SA		4.03	
SOUTH AMBOY		\$ 4.01	
COLONIA			F 4.22
ISELIN			\$ 4.20
METUCHEN	4.04		\$ 4.16
EDISON			F 4.12
NEW BRUNSWICK			\$ 4.09
COUNTY	3.58		4.05
ADAMS			
DEANS			
MONMOUTH JOT	3.51		
PLAINSBORO			
PRINCETON JOT	R 3.46		
TRENTON	\$ 3.36		
MORRISVILLE			
LEVITTOWN-TULLYTOWN			
GRUNDY	3.28		
BRISTOL			
OROYDON		Will not run	Will not run
EDDINGTON		Nov. 26, Dec. 25, Jan. 1, Feb. 22.	Nov. 26, Dec. 25, Jan. 1, Feb. 22.
CORNWELLS HEIGHTS			
ANDALUSIA			
TORRESDALE			
(Phila. Region)			
HOLMES	3.18		
NORTH PHILAD'A	\$ 3.08		
PENNA. 30th ST.	\$ 2.58		
SUBURBAN STATION			
Leave			
	P. M.	P. M.	P. M.
	DAILY	‡DAILY EX. SUN.	‡DAILY EX. SAT. & SUN.
	●132	●720	●3748

	FIRST CLASS				
	264	3836	3750	3680	4234
	P. M.	P. M.	P. M.	P. M.	P. M.
	\$ 5.20	\$ 5.20	\$ 5.30	\$ 5.42	
	5.08	5.08	5.18	5.30	
	\$ 5.05	\$ 5.05	\$ 5.15	\$ 5.27	
			\$ 5.13	\$ 5.25	
	5.01	5.01	5.12	5.24	
			\$ 5.09	\$ 5.21	
	\$ 4.56	\$ 4.56	\$ 5.06	\$ 5.18	
	4.54	4.54	5.04	5.16	
			\$ 5.00	\$ 5.12	
			\$ 4.57	\$ 5.09	
			\$ 4.55	\$ 5.07	\$ 5.16
	4.48	4.49	4.54	5.05	5.13
	Will not run Nov. 26, Dec. 25, Jan. 1, Feb. 22.			\$ 5.02	\$ 5.10
				F 5.00	
				\$ 4.58	\$ 5.07
				F 4.55	
				4.52	5.02
	MU	MU	MU	\$ 4.49	\$ 4.59
				4.47	4.57
				\$ 4.45	\$ 4.55
	\$ 4.41	\$ 4.43	\$ 4.48		
			\$ 4.44		
	\$ 4.34	\$ 4.35	\$ 4.40	MU	MU
	4.31	4.30	4.38		
	\$ 4.23	4.23			
	\$ 4.17	\$ 4.17			
	4.07	\$ 4.07			
	\$ 3.52				
	\$ 3.45				
	\$ 3.39				
	\$ 3.35				
	\$ 3.32		Will not run Nov. 26, Dec. 25, Jan. 1, Feb. 22.	Will not run Nov. 26, Dec. 25, Jan. 1, Feb. 22.	Will run Sunday and Nov. 26, Dec. 25, Jan. 1, Feb. 22.
	\$ 3.29				
	\$ 3.24				
	F 3.20				
	\$ 3.03				
	\$ 2.53				
	\$ 2.50				
	P. M.	P. M.	P. M.	P. M.	P. M.
	‡DAILY EX. SAT. & SUN.	SAT. ONLY	‡DAILY EX. SAT. & SUN.	‡DAILY EX. SAT. & SUN.	
	●264	3836	●3750	●3680	●4234

STATIONS	FIRST CLASS		
	3756	242	266
Arrive	P. M.	P. M.	P. M.
NEW YORK	\$ 6.55	\$ 7.30	\$ 7.50
NEW YORK (Hud. Ter.)			
JERSEY CITY			
HUDSON	6.43	7.18	7.38
NEWARK	% 6.40 \$ 6.35	% 7.15 \$ 7.07	% 7.35 \$ 7.28
SOUTH ST. (Newark)			
HUNTER	6.32	7.05	7.26
NORTH ELIZABETH			\$ 7.23
ELIZABETH	\$ 6.27	\$ 7.00	\$ 7.20
SOUTH ELIZABETH	6.23	6.57	7.15
LINDEN	\$ 6.19	\$ 6.53	\$ 7.11
NORTH RAWHAY	\$ 6.12		
RAHWAY	\$ 6.09	\$ 6.47	\$ 6.58
UNION	6.02	6.43	6.48
AVENEL			Will not run
EDGAR			Nov. 26,
WOODBIDGE			Dec. 25,
GENASCO			Jan. 1,
			Feb. 22.
WC			
PERTH AMBOY	MU	MU	MU
SA			
SOUTH AMBOY			
OOLONIA			
ISELIN	\$ 5.58	\$ 6.39	
METUOHEN	\$ 5.53	\$ 6.35	\$ 6.41
EDISON		\$ 6.29	\$ 6.32
NEW BRUNSWICK	\$ 5.39	\$ 6.25	\$ 6.28
COUNTY	5.31	6.17	6.18
ADAMS			
DEANS			
MONMOUTH JOT.		\$ 6.09	\$ 6.10
PLAINSBORO		\$ 6.04	\$ 6.04
PRINCETON JOT.		\$ 6.01	\$ 6.01
TRENTON		5.51	5.50
		\$ 5.21	\$ 5.25
MORRISVILLE			
LEVITTOWN-TULLYTOWN		\$ 5.13	\$ 5.17
GRUNDY			
BRISTOL		\$ 5.06	\$ 5.10
OROYDON	Will not run	\$ 5.01	\$ 5.05
EDDINGTON	Nov. 26,	\$ 4.58	\$ 5.01
CORNWELLS HEIGHTS	Dec. 25,	\$ 4.55	\$ 4.58
ANDALUSIA	Jan. 1,	E 4.53	
TORRESDALE	Feb. 22.	\$ 4.50	\$ 4.52
(Phila. Region)			
HOLMES		\$ 4.45	\$ 4.47
NORTH PHILAD'A		\$ 4.28	\$ 4.27
PENNA. 30th ST.		\$ 4.17	\$ 4.18
SUBURBAN STATION		\$ 4.13	\$ 4.15
Leave	P. M.	P. M.	P. M.
	±DAILY EX. SAT. & SUN.	SAT. ONLY	±DAILY EX. SAT. & SUN.
	3756	242	266

	FIRST CLASS				
	106	128	10	220	170
	P. M.	P. M.	P. M.	P. M.	P. M.
	\$ 6.15	\$ 6.25	E 7.10	\$ 6.37	\$ 7.05 \$ 6.45
	6.02	6.11	6.58	6.25	6.32
	D 5.59	D 6.08	% 6.36 E 6.20	\$ 6.22	\$ 6.29
	5.55	6.03	6.18	6.19	6.26
	5.51	5.59	6.14	6.15	6.22
	5.47	5.55	6.08	6.11	6.18
	First Trip Dec. 19	First Trip Dec. 19			
	5.41	5.49	6.02	6.06	6.13
	5.34	5.42	5.55	6.00	6.07
	5.26	5.34	5.47	5.53	
	5.20	5.28	5.41	\$ 5.47	
	D 5.09	D 5.18	5.32	\$ 5.37	\$ 5.46
	4.58	5.07	5.24	5.29	5.38
	4.48	4.57	5.14	5.19	5.28
	\$ 4.38	\$ 4.47	E 4.51	\$ 5.09	\$ 5.18
	\$ 4.28	\$ 4.37		\$ 5.00	\$ 5.09
	P. M.	P. M.	P. M.	P. M.	P. M.
	DAILY	DAILY	DAILY EX. SUN. & MON.	DAILY EX. SAT.	DAILY
	106	128	10	220	170

STATIONS	FIRST CLASS		
	772	4208	3852
Arrive	P. M.	P. M.	P. M.
NEW YORK	\$ 6.55	\$ 7.10	
NEW YORK (Hud. Ter.)			
JERSEY CITY			
HUDSON	6.43	6.58	
NEWARK	\$ 6.40	\$ 6.55	
SOUTH ST. (Newark)			
HUNTER	6.36	6.51	
NORTH ELIZABETH			
ELIZABETH	\$ 6.31	\$ 6.46	
SOUTH ELIZABETH	6.29	6.44	
LINDEN	\$ 6.25	\$ 6.40	
NORTH RAHWAY			
RAHWAY	\$ 6.21	\$ 6.36	
UNION	6.19	6.32	
AVENEL			
EDGAR			Will not run
WOODBIDGE	\$ 6.14		Nov. 26,
GENASCO			Dec. 25,
			Jan. 1,
			Feb. 22.
WO	6.09		
PERTH AMBOY	\$ 6.06	MU	
SA	6.04		
SOUTH AMBOY	\$ 6.02		
COLONIA			
ISELIN		\$ 6.28	
METUCHEN		\$ 6.24	
EDISON			
NEW BRUNSWICK		\$ 6.18	MU
COUNTY		6.15	
ADAMS			
DEANS			
MONMOUTH JCT.		\$ 6.07	
PLAINSBORO			
PRINCETON JCT.		\$ 6.00	
TRENTON		\$ 5.50	
MORRISVILLE			\$ 6.05
LEVITOWN-TULLYTOWN			\$ 5.57
GRUNDY			
BRISTOL			\$ 5.51
CROYDON		Will run	
EDDINGTON		Sunday	
CORNWELLS HEIGHTS		and	
ANDALUSIA		Nov. 26,	
TORRESDALE		Dec. 25,	
		Jan. 1,	
		Feb. 22.	
		\$ 5.42	
(Phila. Region)			
HOLMES			5.39
NORTH PHILAD'A			\$ 5.29
PENNA. 30th ST.			\$ 5.20
SUBURBAN STATION			\$ 5.17
Leave	P. M.	P. M.	P. M.
	SAT. ONLY		#DAILY EX. SAT. & SUN.
	●772	4208	●3852

	FIRST CLASS				
	3854	722	784	152	4254
	P. M.	P. M.	P. M.	P. M.	P. M.
		\$ 7.15	\$ 7.30	\$ 7.35	\$ 8.05
		7.02	7.18	7.23	7.63
		\$ 6.59	\$ 7.15	\$ 7.21	\$ 7.50
		6.55	7.11	7.18	7.46
		\$ 6.50	\$ 7.06		\$ 7.41
		6.48	7.04	7.14	7.39
					\$ 7.35
		\$ 6.41	\$ 6.57		\$ 7.31
		6.39	6.55	7.10	7.29
	Z	6.34			
	Will not run				
	Nov. 26,				
	Dec. 25,	\$ 6.30	\$ 6.50		
	Jan. 1.				
		6.25	6.45		
		\$ 6.22	\$ 6.42		
		6.20	6.40		MU
		\$ 6.18	\$ 6.38		
					\$ 7.25
				7.05	\$ 7.21
	MU				\$ 7.14
				6.59	7.08
				6.40	
	\$ 6.25				
	\$ 6.21				
	\$ 6.18				
				6.38	
	\$ 6.11		Will run		Will run
	\$ 6.07	Will not run	Sunday		Sunday
	\$ 6.04	Nov. 26,	and		and
	\$ 6.01	Dec. 25,	Nov. 26,		Nov. 26,
	\$ 5.58	Jan. 1,	Dec. 25,		Dec. 25,
	\$ 5.55	Feb. 22.	Jan. 1,		Jan. 1,
			Feb. 22.		Feb. 22.
	\$ 5.52				6.23
	\$ 5.32				\$ 6.14
	\$ 5.23				\$ 6.06
	\$ 5.20				
	P. M.	P. M.	P. M.	P. M.	P. M.
	#DAILY EX. SAT. & SUN.	#DAILY EX. SAT. & SUN.		DAILY	
	●3854	●722	●784	●152	●4254

STATIONS	FIRST CLASS		
	222	3856	3758
Arrive	P. M.	P. M.	P. M.
NEW YORK	\$ 7.55		\$ 8.15
NEW YORK (Hud. Ter.)			
JERSEY CITY			
HUDSON	7.43		8.03
NEWARK	\$ 7.40		\$ 8.00
SOUTH ST. (Newark)			\$ 7.58
HUNTER	7.37		7.57
NORTH ELIZABETH			\$ 7.54
ELIZABETH			\$ 7.51
SOUTH ELIZABETH	7.33		7.49
LINDEN			\$ 7.46
NORTH RAHWAY			F 7.43
RAHWAY			\$ 7.41
UNION	7.29		7.39
AVENEL			
EDGAR	Will not run Nov. 26, Dec. 25, Jan. 1.	Will not run Nov. 26, Dec. 25, Jan. 1, Feb. 22.	
WOODBIDGE			
GENASCO			
WO.			
PERTH AMBOY			MU
SA			
SOUTH AMBOY			
COLONIA			
ISELIN			\$ 7.35
METUCHEN	7.24		\$ 7.31
EDISON			
NEW BRUNSWICK	\$ 7.17	MU	\$ 7.24
COUNTY	7.14		7.21
ADAMS			
DEANS			
MONMOUTH JCT.	7.07		
PLAINSBORO			
PRINCETON JCT.	\$ 7.00		
TRENTON	\$ 6.50		
MORRISVILLE			\$ 7.21
LEVITTOWN-TULLYTOWN			\$ 7.15
GRUNDY			
BRISTOL	\$ 6.40	\$ 7.10	
CROYDON		\$ 7.06	Will not run Nov. 26, Dec. 25, Jan. 1, Feb. 22.
EDDINGTON		\$ 7.03	
CORNWELLS HEIGHTS		\$ 7.01	
ANDALUSIA		\$ 6.58	
TORRESDALE		\$ 6.56	
(Phila. Region)			
HOLMES	6.30	6.52	
NORTH PHILAD'A	\$ 6.20	\$ 6.38	
PENNA. 30th ST.	\$ 6.10	\$ 6.28	
SUBURBAN STATION		\$ 6.25	
Leave	P. M.	P. M.	P. M.
	‡DAILY EX. SAT. & SUN.	‡DAILY EX. SAT. & SUN.	‡DAILY EX. SAT. & SUN.
	●222	●3856	●3758

	FIRST CLASS				
	NH-168	3638	244	3760	298
	P. M.	P. M.	P. M.	P. M.	P. M.
	\$ 8.35				
		\$ 8.35	\$ 8.45	\$ 8.50	\$ 8.42
		8.23	8.33	8.38	8.30
		\$ 8.20	\$ 8.30	\$ 8.35	\$ 8.27
			\$ 8.27		
		8.17	8.26	8.31	8.24
		\$ 8.12	\$ 8.21	\$ 8.26	
		8.10	8.19	8.24	8.20
		\$ 8.06	\$ 8.15	\$ 8.21	
		\$ 8.02	\$ 8.11	\$ 8.17	
		8.00	8.09	8.15	8.16
		\$ 7.57			
		\$ 7.54			Will run Sunday and Nov. 26, Dec. 25, Jan. 1.
		7.49			
		\$ 7.46	MU	MU	
		7.44			
		\$ 7.42			
			\$ 8.05		
			\$ 8.01	\$ 8.09	8.11
		MU	\$ 7.54	\$ 8.03	\$ 8.04
			7.51	8.00	8.01
			\$ 7.43		7.54
			\$ 7.36		\$ 7.48
			7.26		
			\$ 7.21		\$ 7.38
			\$ 7.15		
					7.30
			\$ 7.10		
			\$ 7.06	Will not run Nov. 26, Dec. 25, Jan. 1, Feb. 22.	
			\$ 7.03	Will not run Nov. 26, Dec. 25, Jan. 1, Feb. 22.	
			\$ 7.01		
			\$ 6.58		
			\$ 6.56		
				6.52	7.20
				\$ 6.38	\$ 7.10
				\$ 6.28	\$ 7.00
				\$ 6.25	
			P. M.	P. M.	P. M.
			DAILY	‡DAILY EX. SAT. & SUN.	SAT. ONLY
			NH-168	●3638	●244
					●3760
					●298

STATIONS	FIRST CLASS			
	4256	154	NH-96	NH-98
Arrive	P. M.	P. M.	P. M.	P. M.
NEW YORK	\$ 8.58	\$ 8.55		
NEW YORK (Hud. Ter.)				
JERSEY CITY				
HUDSON	8.46	8.43		
NEWARK	\$ 8.43	\$ 8.40		
SOUTH ST. (Newark)				
HUNTER	8.40	8.36		
NORTH ELIZABETH				
ELIZABETH	\$ 8.35			
SOUTH ELIZABETH	8.33	8.32		
LINDEN	\$ 8.29			
NORTH BAHWAY				
BAHWAY	\$ 8.25			
UNION	8.22	8.28		
AVENEL				
EDGAR			Will leave	Will leave
WOODBIDGE			Yard at	Yard at
GENASCO			9.35 P.M.	9.35 P.M.
WO.				
PERTH AMBOY	MU			
SA				
SOUTH AMBOY				
COLONIA				
ISELIN	\$ 8.18			
METUCHEN	\$ 8.14	8.23		
EDISON				
NEW BRUNSWICK	\$ 8.07			
COUNTY	8.04	8.17		
ADAMS				
DEANS				
MONMOUTH JOT.		8.10		
PLAINSBORO				
PRINCETON JOT.		8.05		
TRENTON		\$ 7.55		
MORRISVILLE				
LEVITTOWN-TULLYTOWN				
GRUNDY		7.47		
BRISTOL	Will run			
CROYDON	Sunday			
EDDINGTON	and			
CORNWELLS HEIGHTS	Nov. 26,		Will not run	
ANDALUSIA	Dec. 25,		Nov. 26,	
TORRESDALE	Jan. 1,		Dec. 25,	
	Feb. 22.		Jan. 1,	
			Feb. 22.	
(Phila. Region)				
HOLMES		7.37		
NORTH PHILAD'A	\$	7.27		
PENNA. 30th ST.	\$	7.17		
SUBURBAN STATION				
Leave	P. M.	P. M.	P. M.	P. M.
		DAILY	SAT. & SUN. ONLY	±DAILY EX. SAT. & SUN.
	●4256	●154	●NH-96	●NH-98

STATIONS	FIRST CLASS				
	3778	3762	16	788	1078
Arrive	P. M.	P. M.	P. M.	P. M.	P. M.
NEW YORK	\$ 9.25	\$ 9.30	\$ 9.20	\$ 9.30	\$ 9.35
NEW YORK (Hud. Ter.)					
JERSEY CITY					
HUDSON	9.13	9.18	9.06	9.17	9.23
NEWARK	\$ 9.10	\$ 9.15	\$ 9.03	\$ 9.14	\$ 9.20
SOUTH ST. (Newark)		\$ 9.07			
HUNTER	9.05	9.04	8.59	9.10	9.16
NORTH ELIZABETH	\$ 9.02	\$ 9.01			
ELIZABETH	\$ 8.59	\$ 8.58		\$ 9.05	\$ 9.11
SOUTH ELIZABETH		8.56	8.55	9.03	9.09
LINDEN	\$ 8.52	\$ 8.53			
NORTH BAHWAY					
BAHWAY	\$ 8.48	\$ 8.48		\$ 8.56	
UNION	8.45	8.45	8.51	8.54	9.04
AVENEL					
EDGAR				\$ 8.49	
WOODBIDGE					
GENASCO					
WO.				8.44	
PERTH AMBOY	MU	MU		\$ 8.41	
SA				8.39	
SOUTH AMBOY				\$ 8.37	
COLONIA					
ISELIN	\$ 8.41	\$ 8.41			
METUCHEN	\$ 8.37	\$ 8.37	8.46		8.59
EDISON					
NEW BRUNSWICK	\$ 8.29	\$ 8.29			\$ 8.52
COUNTY	8.26	8.24	8.40		8.49
ADAMS					
DEANS					
MONMOUTH JOT.			8.33		8.42
PLAINSBORO					
PRINCETON JOT.			8.28		\$ 8.36
TRENTON			\$ 8.18		8.26
MORRISVILLE					\$ 8.22
LEVITTOWN-TULLYTOWN					
GRUNDY			8.10		
BRISTOL					
CROYDON		Will not run		Will run	Will run
EDDINGTON		Nov. 26,		Sunday	Sunday
CORNWELLS HEIGHTS		Dec. 25,		and	and
ANDALUSIA		Jan. 1,		Nov. 26,	Nov. 26,
TORRESDALE		Feb. 22.		Dec. 25,	Dec. 25,
				Jan. 1,	Jan. 1,
				Feb. 22.	Feb. 22.
(Phila. Region)					
HOLMES			8.00		
NORTH PHILAD'A			\$ 7.48		
PENNA. 30th ST.					
SUBURBAN STATION					
Leave	P. M.	P. M.	P. M.	P. M.	P. M.
		DAILY	±DAILY EX. SAT. & SUN.	DAILY	
	●3778	●3762	◇16	●788	●1078

STATIONS	FIRST CLASS		
	NH-180	158	728
Arrive	P. M.	P. M.	P. M.
NEW YORK	E 11.25	\$ 11.35	\$ 11.40
NEW YORK (Had. Ter.)			
JERSEY CITY			
HUDSON		11.22	11.28
NEWARK		\$ 11.19	\$ 11.25
SOUTH ST. (Newark)			
HUNTER		11.15	11.21
NORTH ELIZABETH			
ELIZABETH		\$ 11.10	\$ 11.16
SOUTH ELIZABETH		11.08	11.14
LINDEN			
NORTH RAHWAY			
RAHWAY			\$ 11.08
UNION		11.04	11.06
AVENEL			
EDGAR			
WOODBIDGE			\$ 11.00
GENASCO			
WO.			10.55
PERTH AMBOY			\$ 10.52
SA			10.50
SOUTH AMBOY			\$ 10.48
COLONIA			
ISELIN			
METUCHEN		10.59	
EDISON			
NEW BRUNSWICK		\$ 10.52	
COUNTY		10.49	
ADAMS			
DEANS			
MONMOUTH JCT.		10.42	
PLAINSBORO			
PRINCETON JCT.		M 10.35	
TRENTON		\$ 10.25	
MORRISVILLE			
LEVITTOWN-TULLYTOWN			
GRUNDY			
BRISTOL		\$ 10.15	
CROYDON			Will not run Nov. 26, Dec. 25, Jan. 1, Feb. 22.
EDDINGTON			
CORNWELLS HEIGHTS			
ANDALUSIA			
TORRESDALE			
(Phila. Region)			
HOLMES		10.05	
NORTH PHILAD'A		\$ 9.55	
PENNA. 30th ST.		\$ 9.45	
SUBURBAN STATION			
Leave	P. M.	P. M.	P. M.
	DAILY EX. SAT. & SUN.	DAILY	±DAILY EX. SAT. & SUN.
	●NH-180	●158	●728

FIRST CLASS					
776	780	3860	3768	260	160
P. M.	P. M.	P. M.	A. M.	A. M.	A. M.
\$ 11.50	\$ 11.55		\$ 12.35	E 3.55	\$ 1.35
11.38	11.43		12.23	3.43	1.23
\$ 11.35	\$ 11.40		\$ 12.20	3.40	1.20
				E 3.00	\$ 1.11
11.32	11.37		12.17	2.57	1.09
\$ 11.27	\$ 11.32		\$ 12.12	E 2.52	
11.25	11.30		12.10	2.24	1.05
	\$ 11.26		\$ 12.06	E 2.20	
\$ 11.19	\$ 11.22		\$ 12.02	E 2.08	
11.17	11.20		12.00	1.48	1.01
		Will not run Nov. 26, Dec. 25, Jan. 1.			
\$ 11.12	\$ 11.15				
11.07	11.10				
\$ 11.04	\$ 11.07		MU		
11.02	11.05				
\$ 11.00	\$ 11.03				
			\$ 11.56		
			\$ 11.52	B 1.42	12.56
		MU	\$ 11.45	E 1.35	\$ 12.49
			11.42	12.59	12.46
				12.52	12.39
				12.47	12.34
				12.37	\$ 12.24
		\$ 11.49		E 12.04	
		\$ 11.42			
				11.55	
		Will run Sunday and Nov. 26, Dec. 25, Jan. 1, Feb. 22.	\$ 11.36		F 12.12
			\$ 11.32		
			\$ 11.29		
			\$ 11.26		
			\$ 11.20		
			11.16	11.45	12.02
			\$ 11.00	E 11.35	\$ 11.49
			\$ 10.50	E 11.25	\$ 11.40
			\$ 10.47		
P. M.	P. M.	P. M.	P. M.	P. M.	P. M.
SAT. ONLY		±DAILY EX. SAT. & SUN.	DAILY	DAILY	DAILY
●776	●780	●3860	●3768	260	160

STATIONS	FIRST CLASS		
	●3101 DAILY	●3103 DAILY	●3105 DAILY
Leave	MIDNIGHT	A. M.	A. M.
NEW YORK (Hud. Ter.)	\$ 12.00	\$ 12.20	\$ 12.50
JERSEY CITY			
JOURNAL SQUARE	\$ 12.10	\$ 12.30	\$ 1.00
HARRISON	\$ 12.18	\$ 12.38	\$ 1.08
NEWARK	\$ 12.20	\$ 12.40	\$ 1.10
	MU	MU	MU
Arrive	A. M.	A. M.	A. M.
	3101	3103	3105

STATIONS	FIRST CLASS		
	●3119 DAILY	●3121 DAILY	●3123 DAILY
Leave	A. M.	A. M.	A. M.
NEW YORK (Hud. Ter.)	\$ 4.20	\$ 4.50	\$ 5.20
JERSEY CITY			
JOURNAL SQUARE	\$ 4.30	\$ 5.00	\$ 5.30
HARRISON	\$ 4.38	\$ 5.08	\$ 5.38
NEWARK	\$ 4.40	\$ 5.10	\$ 5.40
	MU	MU	MU
Arrive	A. M.	A. M.	A. M.
	3119	3121	3123

STATIONS	FIRST CLASS		
	●3129 #DAILYEX. SAT. & SUN.	●3407 SAT. ONLY	●3131 DAILY EX. SAT.
Leave	A. M.	A. M.	A. M.
NEW YORK (Hud. Ter.)	\$ 6.15	\$ 6.24	\$ 6.30
JERSEY CITY			
JOURNAL SQUARE	\$ 6.25	\$ 6.34	\$ 6.40
HARRISON	\$ 6.33	\$ 6.42	\$ 6.48
NEWARK	\$ 6.35	\$ 6.44	\$ 6.50
	MU	MU	MU
Arrive	A. M.	A. M.	A. M.
	3129	3407	3131

Train No. 3129 will not run Nov. 26, Dec. 25, Jan. 1, Feb. 22.

FIRST CLASS					
●3107 DAILY	●3109 DAILY	●3111 DAILY	●3113 DAILY	●3115 DAILY	●3117 DAILY
A. M.	A. M.	A. M.	A. M.	A. M.	A. M.
\$ 1.20	\$ 1.50	\$ 2.20	\$ 2.50	\$ 3.20	\$ 3.50
\$ 1.30	\$ 2.00	\$ 2.30	\$ 3.00	\$ 3.80	\$ 4.00
\$ 1.38	\$ 2.08	\$ 2.38	\$ 3.08	\$ 3.88	\$ 4.08
\$ 1.40	\$ 2.10	\$ 2.40	\$ 3.10	\$ 3.40	\$ 4.10
MU	MU	MU	MU	MU	MU
A. M.	A. M.	A. M.	A. M.	A. M.	A. M.
3107	3109	3111	3113	3115	3117

FIRST CLASS					
	●3125 #DAILYEX. SAT. & SUN.	●3401	●3127 #DAILY EX. SUN.	●3403	●3405 SAT. ONLY
	A. M.	A. M.	A. M.	A. M.	A. M.
	\$ 5.40	\$ 5.50	\$ 6.00	\$ 6.10	\$ 6.12
	\$ 5.50	\$ 6.00	\$ 6.10	\$ 6.20	\$ 6.22
	\$ 5.58	\$ 6.08	\$ 6.18	\$ 6.28	\$ 6.30
	\$ 6.00	\$ 6.10	\$ 6.20	\$ 6.30	\$ 6.32
	MU	MU	MU	MU	MU
	A. M.	A. M.	A. M.	A. M.	A. M.
	3125	3401	3127	3403	3405

FIRST CLASS					
	●3409 SAT. ONLY	●3133 #DAILYEX. SAT. & SUN.	●3411	●3413 SAT. ONLY	●3135 #DAILYEX. SAT. & SUN.
	A. M.	A. M.	A. M.	A. M.	A. M.
	\$ 6.36	\$ 6.40	\$ 6.45	\$ 6.48	\$ 6.50
	\$ 6.46	\$ 6.50	\$ 6.55	\$ 6.58	\$ 7.00
	\$ 6.54	\$ 6.58	\$ 7.03	\$ 7.06	\$ 7.08
	\$ 6.56	\$ 7.00	\$ 7.05	\$ 7.08	\$ 7.10
	MU	MU	MU	MU	MU
	A. M.	A. M.	A. M.	A. M.	A. M.
	3409	3133	3411	3413	3135

Trains Nos. 3125, 3127, 3133, 3135 will not run Nov. 26, Dec. 25, Jan. 1, Feb. 22.

Train No. 3401 will run Saturday, Sunday and Nov. 26, Dec. 25, Jan. 1, Feb. 22.

Trains Nos. 3403, 3411 will run Sunday and Nov. 26, Dec. 25, Jan. 1, Feb. 22.

STATIONS	FIRST CLASS		
	●3137 DAILY	●3139 ‡DAILYEX. SAT. & SUN.	●3415 SAT. ONLY
	A. M.	A. M.	A. M.
Leave			
NEW YORK (Hud. Ter.)	\$ 7.00	\$ 7.10	\$ 7.12
JERSEY CITY			
JOURNAL SQUARE	\$ 7.10	\$ 7.20	\$ 7.22
HARRISON	\$ 7.18	\$ 7.28	\$ 7.30
NEWARK	\$ 7.20	\$ 7.30	\$ 7.32
	MU	MU	MU
Arrive	A. M.	A. M.	A. M.
	3137	3139	3415

STATIONS	FIRST CLASS		
	●3145 ‡DAILYEX. SAT. & SUN.	●3423	●3425 SAT. ONLY
	A. M.	A. M.	A. M.
Leave			
NEW YORK (Hud. Ter.)	\$ 7.40	\$ 7.45	\$ 7.48
JERSEY CITY			
JOURNAL SQUARE	\$ 7.50	\$ 7.55	\$ 7.58
HARRISON	\$ 7.58	\$ 8.08	\$ 8.06
NEWARK	\$ 8.00	\$ 8.05	\$ 8.08
	MU	MU	MU
Arrive	A. M.	A. M.	A. M.
	3145	3423	3425

STATIONS	FIRST CLASS		
	●3155 DAILY	●3157 ‡DAILYEX. SAT. & SUN.	●3429
	A. M.	A. M.	A. M.
Leave			
NEW YORK (Hud. Ter.)	\$ 8.24	\$ 8.32	\$ 8.36
JERSEY CITY			
JOURNAL SQUARE	\$ 8.34	\$ 8.42	\$ 8.46
HARRISON	\$ 8.42	\$ 8.50	\$ 8.54
NEWARK	\$ 8.44	\$ 8.52	\$ 8.56
	MU	MU	MU
Arrive	A. M.	A. M.	A. M.
	3155	3157	3429

Trains Nos. 3139, 3145, 3157 will not run Nov. 26, Dec. 25, Jan. 1, Feb. 22.

Train No. 3423 will run Sunday and Nov. 26, Dec. 25, Jan. 1, Feb. 22.

Train No. 3429 will run Saturday, Sunday and Nov. 26, Dec. 25, Jan. 1, Feb. 22.

	FIRST CLASS				
	●3417	●3141 ‡DAILYEX. SAT. & SUN.	●3419 SAT. ONLY	●3143 DAILY EX. SAT.	●3421 SAT. ONLY
	A. M.	A. M.	A. M.	A. M.	A. M.
	\$ 7.15	\$ 7.20	\$ 7.24	\$ 7.80	\$ 7.36
	\$ 7.25	\$ 7.30	\$ 7.34	\$ 7.40	\$ 7.46
	\$ 7.33	\$ 7.38	\$ 7.42	\$ 7.48	\$ 7.54
	\$ 7.35	\$ 7.40	\$ 7.44	\$ 7.50	\$ 7.56
	MU	MU	MU	MU	MU
	A. M.	A. M.	A. M.	A. M.	A. M.
	3417	3141	3419	3143	3421

	FIRST CLASS				
	●3147 ‡DAILYEX. SAT. & SUN.	●3149 DAILY	●3151 ‡DAILYEX. SAT. & SUN.	●3427	●3153 ‡DAILYEX. SAT. & SUN.
	A. M.	A. M.	A. M.	A. M.	A. M.
	\$ 7.50	\$ 8.00	\$ 8.08	\$ 8.12	\$ 8.16
	\$ 8.00	\$ 8.10	\$ 8.18	\$ 8.22	\$ 8.26
	\$ 8.08	\$ 8.18	\$ 8.26	\$ 8.30	\$ 8.34
	\$ 8.10	\$ 8.20	\$ 8.28	\$ 8.32	\$ 8.36
	MU	MU	MU	MU	MU
	A. M.	A. M.	A. M.	A. M.	A. M.
	3147	3149	3151	3427	3153

	FIRST CLASS				
	●3159 ‡DAILYEX. SAT. & SUN.	●3161 DAILY	●3163 ‡DAILYEX. SAT. & SUN.	●3431	●3165 ‡DAILYEX. SAT. & SUN.
	A. M.	A. M.	A. M.	A. M.	A. M.
	\$ 8.40	\$ 8.48	\$ 8.56	\$ 9.00	\$ 9.04
	\$ 8.50	\$ 8.58	\$ 9.06	\$ 9.10	\$ 9.14
	\$ 8.58	\$ 9.06	\$ 9.14	\$ 9.18	\$ 9.22
	\$ 9.00	\$ 9.08	\$ 9.16	\$ 9.20	\$ 9.24
	MU	MU	MU	MU	MU
	A. M.	A. M.	A. M.	A. M.	A. M.
	3159	3161	3163	3431	3165

Trains Nos. 3141, 3147, 3151, 3153, 3159, 3163, 3165 will not run Nov. 26, Dec. 25, Jan. 1, Feb. 22.

Train No. 3417 will run Sunday and Nov. 26 Dec. 25, Jan. 1, Feb. 22.

Trains Nos. 3427, 3431 will run Saturday, Sunday and Nov. 26, Dec. 25, Jan. 1, Feb. 22.

STATIONS	FIRST CLASS		
	●3167 DAILY	●3169 ‡DAILYEX. SAT. & SUN.	●3433
	A. M.	A. M.	A. M.
Leave			
NEW YORK (Hud. Ter.)	\$ 9.12	\$ 9.20	\$ 9.24
JERSEY CITY			
JOURNAL SQUARE	\$ 9.22	\$ 9.30	\$ 9.34
HARRISON	\$ 9.30	\$ 9.38	\$ 9.42
NEWARK	\$ 9.32	\$ 9.40	\$ 9.44
	MU	MU	MU
Arrive	A. M.	A. M.	A. M.
	3167	3169	3433

STATIONS	FIRST CLASS		
	●3177 DAILY	●3179 DAILY	●3181 DAILY
	A. M.	A. M.	A. M.
Leave			
NEW YORK (Hud. Ter.)	\$ 10.00	\$ 10.12	\$ 10.24
JERSEY CITY			
JOURNAL SQUARE	\$ 10.10	\$ 10.22	\$ 10.34
HARRISON	\$ 10.18	\$ 10.30	\$ 10.42
NEWARK	\$ 10.20	\$ 10.32	\$ 10.44
	MU	MU	MU
Arrive	A. M.	A. M.	A. M.
	3177	3179	3181

STATIONS	FIRST CLASS		
	●3193 DAILY	●3195 DAILY	●3197 DAILY
	A. M.	A. M.	NOON
Leave			
NEW YORK (Hud. Ter.)	\$ 11.36	\$ 11.48	\$ 12.00
JERSEY CITY			
JOURNAL SQUARE	\$ 11.46	\$ 11.58	\$ 12.10
HARRISON	\$ 11.54	\$ 12.06	\$ 12.18
NEWARK	\$ 11.56	\$ 12.08	\$ 12.20
	MU	MU	MU
Arrive	A. M.	P. M.	P. M.
	3193	3195	3197

Train No. 3169 will not run Nov. 26, Dec. 25, Jan. 1, Feb. 22.
Train No. 3433 will run Saturday, Sunday and Nov. 26, Dec. 25, Jan. 1, Feb. 22.

	FIRST CLASS				
	●3171 ‡DAILYEX. SAT. & SUN.	●3435	●3173 ‡DAILYEX. SAT. & SUN.	●3437	●3175 ‡DAILYEX. SAT. & SUN.
	A. M.	A. M.	A. M.	A. M.	A. M.
	\$ 9.30	\$ 9.36	\$ 9.40	\$ 9.48	\$ 9.50
	\$ 9.40	\$ 9.46	\$ 9.50	\$ 9.58	\$ 10.00
	\$ 9.48	\$ 9.54	\$ 9.58	\$ 10.06	\$ 10.08
	\$ 9.50	\$ 9.56	\$ 10.00	\$ 10.08	\$ 10.10
	MU	MU	MU	MU	MU
	A. M.	A. M.	A. M.	A. M.	A. M.
	3171	3435	3173	3437	3175

	FIRST CLASS				
	●3183 DAILY	●3185 DAILY	●3187 DAILY	●3189 DAILY	●3191 DAILY
	A. M.	A. M.	A. M.	A. M.	A. M.
	\$ 10.36	\$ 10.48	\$ 11.00	\$ 11.12	\$ 11.24
	\$ 10.46	\$ 10.58	\$ 11.10	\$ 11.22	\$ 11.34
	\$ 10.54	\$ 11.06	\$ 11.18	\$ 11.30	\$ 11.42
	\$ 10.56	\$ 11.08	\$ 11.20	\$ 11.32	\$ 11.44
	MU	MU	MU	MU	MU
	A. M.	A. M.	A. M.	A. M.	A. M.
	3183	3185	3187	3189	3191

	FIRST CLASS				
	●3199 DAILY	●3201 DAILY	●3203 DAILY	●3205 DAILY	●3207 DAILY
	P. M.	P. M.	P. M.	P. M.	P. M.
	\$ 12.12	\$ 12.24	\$ 12.36	\$ 12.48	\$ 1.00
	\$ 12.22	\$ 12.34	\$ 12.46	\$ 12.58	\$ 1.10
	\$ 12.30	\$ 12.42	\$ 12.54	\$ 1.06	\$ 1.18
	\$ 12.32	\$ 12.44	\$ 12.56	\$ 1.08	\$ 1.20
	MU	MU	MU	MU	MU
	P. M.	P. M.	P. M.	P. M.	P. M.
	3199	3201	3203	3205	3207

Trains Nos. 3171, 3173, 3175 will not run Nov. 26, Dec. 25, Jan. 1, Feb. 22.

Trains Nos. 3435, 3437 will run Saturday, Sunday and Nov. 26, Dec. 25, Jan. 1, Feb. 22.

STATIONS	FIRST CLASS		
	●3209	●3211	●3215
	DAILY	DAILY	DAILY
Leave	P. M.	P. M.	P. M.
NEW YORK (Hud. Ter.)	\$ 1.12	\$ 1.24	\$ 1.36
JERSEY CITY			
JOURNAL SQUARE	\$ 1.22	\$ 1.34	\$ 1.46
HARRISON	\$ 1.30	\$ 1.42	\$ 1.54
NEWARK	\$ 1.32	\$ 1.44	\$ 1.56
	MU	MU	MU
Arrive	P. M.	P. M.	P. M.
	3209	3211	3215

STATIONS	FIRST CLASS		
	●3227	●3229	●3231
	DAILY	DAILY	DAILY
Leave	P. M.	P. M.	P. M.
NEW YORK (Hud. Ter.)	\$ 2.48	\$ 3.00	\$ 3.12
JERSEY CITY			
JOURNAL SQUARE	\$ 2.58	\$ 3.10	\$ 3.22
HARRISON	\$ 3.06	\$ 3.18	\$ 3.30
NEWARK	\$ 3.08	\$ 3.20	\$ 3.32
	MU	MU	MU
Arrive	P. M.	P. M.	P. M.
	3227	3229	3231

STATIONS	FIRST CLASS		
	●3443	●3243 ‡DAILYEX. SAT. & SUN.	●3445
	DAILY	DAILY	DAILY
Leave	P. M.	P. M.	P. M.
NEW YORK (Hud. Ter.)	\$ 4.12	\$ 4.20	\$ 4.24
JERSEY CITY			
JOURNAL SQUARE	\$ 4.22	\$ 4.30	\$ 4.34
HARRISON	\$ 4.30	\$ 4.38	\$ 4.42
NEWARK	\$ 4.32	\$ 4.40	\$ 4.44
	MU	MU	MU
Arrive	P. M.	P. M.	P. M.
	3443	3243	3445

Train No. 3243 will not run Nov. 26, Dec. 25, Jan. 1, Feb. 22
Trains Nos. 3443, 3445 will run Saturday, Sunday and Nov. 26,
Dec. 25, Jan. 1, Feb. 22.

	FIRST CLASS				
	●3217	●3219	●3221	●3223	●3225
	DAILY	DAILY	DAILY	DAILY	DAILY
	P. M.	P. M.	P. M.	P. M.	P. M.
	\$ 1.48	\$ 2.00	\$ 2.12	\$ 2.24	\$ 2.36
	\$ 1.58	\$ 2.10	\$ 2.22	\$ 2.34	\$ 2.46
	\$ 2.06	\$ 2.18	\$ 2.30	\$ 2.42	\$ 2.54
	\$ 2.08	\$ 2.20	\$ 2.32	\$ 2.44	\$ 2.56
	MU	MU	MU	MU	MU
	P. M.	P. M.	P. M.	P. M.	P. M.
	3217	3219	3221	3223	3225

	FIRST CLASS				
	●3233	●3235	●3237	●3239	●3241 ‡DAILYEX. SAT. & SUN.
	DAILY	DAILY	DAILY	DAILY	DAILY
	P. M.	P. M.	P. M.	P. M.	P. M.
	\$ 3.24	\$ 3.36	\$ 3.48	\$ 4.00	\$ 4.10
	\$ 3.34	\$ 3.46	\$ 3.58	\$ 4.10	\$ 4.20
	\$ 3.42	\$ 3.54	\$ 4.06	\$ 4.18	\$ 4.28
	\$ 3.44	\$ 3.56	\$ 4.08	\$ 4.20	\$ 4.30
	MU	MU	MU	MU	MU
	P. M.	P. M.	P. M.	P. M.	P. M.
	3233	3235	3237	3239	3241

	FIRST CLASS				
	●3245 ‡DAILYEX. SAT. & SUN.	●3447	●3247 ‡DAILYEX. SAT. & SUN.	●3623 ‡DAILYEX. SAT. & SUN.	●3449
	DAILY	DAILY	DAILY	DAILY	DAILY
	P. M.	P. M.	P. M.	P. M.	P. M.
	\$ 4.80	\$ 4.36	\$ 4.40	\$ 4.39	\$ 4.48
				\$ 4.47	
	\$ 4.40	\$ 4.46	\$ 4.50	\$ 4.52	\$ 4.58
	\$ 4.48	\$ 4.54	\$ 4.58	\$ 4.59	\$ 5.06
	\$ 4.50	\$ 4.56	\$ 5.00	\$ 5.01	\$ 5.08
	MU	MU	MU	MU	MU
	P. M.	P. M.	P. M.	P. M.	P. M.
	3245	3447	3247	3623	3449

Train No. 3623 will not run Nov. 26, Dec. 25, Jan. 1, Feb. 22.
Trains Nos. 3241, 3245, 3247 will not run Nov. 26, Dec. 25, Jan. 1,
Feb. 22.
Trains Nos. 3447, 3449 will run Saturday, Sunday and Nov. 26,
Dec. 25, Jan. 1, Feb. 22.

STATIONS	FIRST CLASS		
	●3249 ‡DAILYEX. SAT. & SUN.	●733 ‡DAILYEX. SAT. & SUN.	●3251 DAILY
	P. M.	P. M.	P. M.
Leave			
NEW YORK (Hud. Ter.)	\$ 4.50	\$ 4.57	\$ 5.00
JERSEY CITY		\$ 5.05	
JOURNAL SQUARE	\$ 5.00	5.09	\$ 5.10
HARRISON	\$ 5.08	5.16	\$ 5.18
NEWARK	\$ 5.10	\$ 5.18	\$ 5.20
	MU		MU
Arrive	P. M.	P. M.	P. M.
	3249	733	3251

STATIONS	FIRST CLASS		
	●3257 DAILY	●3737 ‡DAILYEX. SAT. & SUN.	●3259 ‡DAILYEX. SAT. & SUN.
	P. M.	P. M.	P. M.
Leave			
NEW YORK (Hud. Ter.)	\$ 5.24	\$ 5.22	\$ 5.32
JERSEY CITY		\$ 5.33	
JOURNAL SQUARE	\$ 5.34	5.37	\$ 5.42
HARRISON	\$ 5.42	5.44	\$ 5.50
NEWARK	\$ 5.44	\$ 5.46	\$ 5.52
	MU	MU	MU
Arrive	P. M.	P. M.	P. M.
	3257	3737	3259

STATIONS	FIRST CLASS		
	●3455	●3267 ‡DAILYEX. SAT. & SUN.	●3269 DAILY
	P. M.	P. M.	P. M.
Leave			
NEW YORK (Hud. Ter.)	\$ 6.00	\$ 6.04	\$ 6.12
JERSEY CITY			
JOURNAL SQUARE	\$ 6.10	\$ 6.14	\$ 6.22
HARRISON	\$ 6.18	\$ 6.22	\$ 6.30
NEWARK	\$ 6.20	\$ 6.24	\$ 6.32
	MU	MU	MU
Arrive	P. M.	P. M.	P. M.
	3455	3267	3269

Train No. 733 will not run Nov. 3, Nov. 26, Dec. 25, Jan. 1, Feb. 22.

Train No. 3737 will not run Nov. 27, Dec. 25, Jan. 1, Feb. 22.

Trains Nos. 3249, 3259, 3267 will not run Nov. 26, Dec. 25, Jan. 1, Feb. 22.

Train No. 3455 will run Saturday, Sunday and Nov. 26, Dec. 25, Jan. 1, Feb. 22.

	FIRST CLASS				
	●3253 ‡DAILYEX. SAT. & SUN.	●3735 ‡DAILYEX. SAT. & SUN.	●3451	●3255 ‡DAILYEX. SAT. & SUN.	●3837 ‡DAILYEX. SAT. & SUN.
	P. M.	P. M.	P. M.	P. M.	P. M.
	\$ 5.08	\$ 5.06	\$ 5.12	\$ 5.16	\$ 5.18
		\$ 5.15			\$ 5.27
	\$ 5.18	5.20	\$ 5.22	\$ 5.26	5.32
	\$ 5.26	5.27	\$ 5.30	\$ 5.34	5.38
	\$ 5.28	\$ 5.29	\$ 5.32	\$ 5.36	\$ 5.40
	MU	MU	MU	MU	MU
	P. M.	P. M.	P. M.	P. M.	P. M.
	3253	3735	3451	3255	3837

	FIRST CLASS				
	●3453	●3261 ‡DAILYEX. SAT. & SUN.	●3931 ‡DAILYEX. SAT. & SUN.	●3263 DAILY	●3265 ‡DAILYEX. SAT. & SUN.
	P. M.	P. M.	P. M.	P. M.	P. M.
	\$ 5.36	\$ 5.40	\$ 5.38	\$ 5.48	\$ 5.56
			\$ 5.47		
	\$ 5.46	\$ 5.50	5.5	\$ 5.58	\$ 6.06
	\$ 5.54	\$ 5.58	6.00	\$ 6.06	\$ 6.14
	\$ 5.56	\$ 6.00	\$ 6.02	\$ 6.08	\$ 6.16
	MU	MU	MU	MU	MU
	P. M.	P. M.	P. M.	P. M.	P. M.
	3453	3261	3931	3263	3265

	FIRST CLASS				
	●3271 ‡DAILYEX. SAT. & SUN.	●3457	●3273 ‡DAILYEX. SAT. & SUN.	●3459	●3275 ‡DAILYEX. SAT. & SUN.
	P. M.	P. M.	P. M.	P. M.	P. M.
	\$ 6.20	\$ 6.24	\$ 6.30	\$ 6.36	\$ 6.40
	\$ 6.30	\$ 6.34	\$ 6.40	\$ 6.46	\$ 6.50
	\$ 6.38	\$ 6.42	\$ 6.48	\$ 6.54	\$ 6.58
	\$ 6.40	\$ 6.44	\$ 6.50	\$ 6.56	\$ 7.00
	MU	MU	MU	MU	MU
	P. M.	P. M.	P. M.	P. M.	P. M.
	3271	3457	3273	3459	3275

Trains Nos. 3735, 3837, 3931 will not run Nov. 26, Dec. 25, Jan. 1, Feb. 22.

Trains Nos. 3253, 3255, 3261, 3265, 3271, 3273, 3275 will not run Nov. 26, Dec. 25, Jan. 1, Feb. 22.

Trains Nos. 3451, 3453, 3457, 3459 will run Saturday, Sunday and Nov. 26, Dec. 25, Jan. 1, Feb. 22.

STATIONS	FIRST CLASS		
	●3461	●3277 ‡DAILYEX. SAT. & SUN.	●3279 DAILY
	P. M.	P. M.	P. M.
Leave			
NEW YORK (Hud. Ter.)	\$ 6.48	\$ 6.50	\$ 7.00
JERSEY CITY			
JOURNAL SQUARE	\$ 6.58	\$ 7.00	\$ 7.10
HARRISON	\$ 7.08	\$ 7.08	\$ 7.18
NEWARK	\$ 7.08	\$ 7.10	\$ 7.20
	MU	MU	MU
Arrive	P. M.	P. M.	P. M.
	3461	3277	3279

STATIONS	FIRST CLASS		
	●3467	●3287 ‡DAILYEX. SAT. & SUN.	●3469
	P. M.	P. M.	P. M.
Leave			
NEW YORK (Hud. Ter.)	\$ 7.36	\$ 7.42	\$ 7.48
JERSEY CITY			
JOURNAL SQUARE	\$ 7.46	\$ 7.52	\$ 7.58
HARRISON	\$ 7.54	\$ 8.00	\$ 8.06
NEWARK	\$ 7.56	\$ 8.02	\$ 8.08
	MU	MU	MU
Arrive	P. M.	P. M.	P. M.
	3467	3287	3469

STATIONS	FIRST CLASS		
	●3475	●3295 ‡DAILYEX. SAT. & SUN.	●3477
	P. M.	P. M.	P. M.
Leave			
NEW YORK (Hud. Ter.)	\$ 8.24	\$ 8.30	\$ 8.36
JERSEY CITY			
JOURNAL SQUARE	\$ 8.34	\$ 8.40	\$ 8.46
HARRISON	\$ 8.42	\$ 8.48	\$ 8.54
NEWARK	\$ 8.44	\$ 8.50	\$ 8.56
	MU	MU	MU
Arrive	P. M.	P. M.	P. M.
	3475	3295	3477

Trains Nos. 3277, 3287, 3295 will not run Nov. 26, Dec. 25, Jan. 1, Feb. 22.

Trains Nos. 3461, 3467, 3469, 3475, 3477 will run Saturday, Sunday and Nov. 26, Dec. 25, Jan. 1, Feb. 22.

	FIRST CLASS				
	●3281 ‡DAILYEX. SAT. & SUN.	●3463	●3283 ‡DAILYEX. SAT. & SUN.	●3465	●3285 ‡DAILYEX. SAT. & SUN.
	P. M.	P. M.	P. M.	P. M.	P. M.
	\$ 7.10	\$ 7.12	\$ 7.20	\$ 7.24	\$ 7.30
	\$ 7.20	\$ 7.22	\$ 7.30	\$ 7.34	\$ 7.40
	\$ 7.28	\$ 7.30	\$ 7.38	\$ 7.42	\$ 7.48
	\$ 7.30	\$ 7.32	\$ 7.40	\$ 7.44	\$ 7.50
	MU	MU	MU	MU	MU
	P. M.	P. M.	P. M.	P. M.	P. M.
	3281	3463	3283	3465	3285

	FIRST CLASS				
	●3289 ‡DAILYEX. SAT. & SUN.	●3471	●3291 ‡DAILYEX. SAT. & SUN.	●3473	●3293 ‡DAILYEX. SAT. & SUN.
	P. M.	P. M.	P. M.	P. M.	P. M.
	\$ 7.54	\$ 8.00	\$ 8.06	\$ 8.12	\$ 8.18
	\$ 8.04	\$ 8.10	\$ 8.16	\$ 8.22	\$ 8.28
	\$ 8.12	\$ 8.18	\$ 8.24	\$ 8.30	\$ 8.36
	\$ 8.14	\$ 8.20	\$ 8.26	\$ 8.32	\$ 8.38
	MU	MU	MU	MU	MU
	P. M.	P. M.	P. M.	P. M.	P. M.
	3289	3471	3291	3473	3293

	FIRST CLASS				
	●3297 ‡DAILYEX. SAT. & SUN.	●3479	●3299 DAILY	●3481	●3301 ‡DAILYEX. SAT. & SUN.
	P. M.	P. M.	P. M.	P. M.	P. M.
	\$ 8.46	\$ 8.48	\$ 9.00	\$ 9.12	\$ 9.16
	\$ 8.55	\$ 8.58	\$ 9.10	\$ 9.22	\$ 9.26
	\$ 9.03	\$ 9.06	\$ 9.18	\$ 9.30	\$ 9.33
	\$ 9.05	\$ 9.08	\$ 9.20	\$ 9.32	\$ 9.35
	MU	MU	MU	MU	MU
	P. M.	P. M.	P. M.	P. M.	P. M.
	3297	3479	3299	3481	3301

Trains Nos. 3281, 3283, 3285, 3289, 3291, 3293, 3297, 3301 will not run Nov. 26, Dec. 25, Jan. 1, Feb. 22.

Trains Nos. 3463, 3465, 3471, 3473, 3479, 3481 will run Saturday, Sunday and Nov. 26, Dec. 25, Jan. 1, Feb. 22.

STATIONS	FIRST CLASS		
	●3483	●3303 ‡DAILY EX. SAT. & SUN.	●3485
	P. M.	P. M.	P. M.
Leave			
NEW YORK (Hud. Ter.)	\$ 9.24	\$ 9.80	\$ 9.86
JERSEY CITY			
JOURNAL SQUARE	\$ 9.84	\$ 9.40	\$ 9.46
HARRISON	\$ 9.42	\$ 9.48	\$ 9.54
NEWARK	\$ 9.44	\$ 9.50	\$ 9.56
	MU	MU	MU
Arrive	P. M.	P. M.	P. M.
	3483	3303	3485

STATIONS	FIRST CLASS		
	●3491	●3311 ‡DAILY EX. SAT. & SUN.	●3493
	A. M.	P. M.	P. M.
Leave			
NEW YORK (Hud. Ter.)	\$ 10.24	\$ 10.30	\$ 10.36
JERSEY CITY			
JOURNAL SQUARE	\$ 10.34	\$ 10.40	\$ 10.46
HARRISON	\$ 10.42	\$ 10.48	\$ 10.54
NEWARK	\$ 10.44	\$ 10.50	\$ 10.56
	MU	MU	MU
Arrive	P. M.	P. M.	P. M.
	3491	3311	3493

STATIONS	FIRST CLASS		
	●3499	●3319 ‡DAILY EX. SAT. & SUN.	●3501
	P. M.	P. M.	P. M.
Leave			
NEW YORK (Hud. Ter.)	\$ 11.24	\$ 11.30	\$ 11.36
JERSEY CITY			
JOURNAL SQUARE	\$ 11.34	\$ 11.40	\$ 11.46
HARRISON	\$ 11.42	\$ 11.48	\$ 11.54
NEWARK	\$ 11.44	\$ 11.50	\$ 11.56
	MU	MU	MU
Arrive	P. M.	P. M.	P. M.
	3499	3319	3501

Trains Nos. 3303, 3311, 3319 will not run Nov. 26, Dec. 25, Jan. 1, Feb. 22.

Trains Nos. 3483, 3485, 3491, 3493, 3499, 3501 will run Saturday, Sunday and Nov. 26, Dec. 25, Jan. 1, Feb. 22.

	FIRST CLASS				
	●3305 ‡DAILY EX. SAT. & SUN.	●3487	●3307 DAILY	●3489	●3309 ‡DAILY EX. SAT. & SUN.
	P. M.	P. M.	P. M.	P. M.	P. M.
	\$ 9.45	\$ 9.48	\$ 10.00	\$ 10.12	\$ 10.15
	\$ 9.55	\$ 9.58	\$ 10.10	\$ 10.22	\$ 10.25
	\$ 10.03	\$ 10.06	\$ 10.18	\$ 10.30	\$ 10.33
	\$ 10.05	\$ 10.08	\$ 10.20	\$ 10.32	\$ 10.35
	MU	MU	MU	MU	MU
	P. M.	P. M.	P. M.	P. M.	P. M.
	3305	3487	3307	3489	3309

	FIRST CLASS				
	●3313 ‡DAILY EX. SAT. & SUN.	●3495	●3315 DAILY	●3497	●3317 ‡DAILY EX. SAT. & SUN.
	P. M.	P. M.	P. M.	P. M.	P. M.
	\$ 10.45	\$ 10.48	\$ 11.00	\$ 11.12	\$ 11.15
	\$ 10.55	\$ 10.58	\$ 11.10	\$ 11.22	\$ 11.25
	\$ 11.03	\$ 11.06	\$ 11.18	\$ 11.30	\$ 11.33
	\$ 11.05	\$ 11.08	\$ 11.20	\$ 11.32	\$ 11.35
	MU	MU	MU	MU	MU
	P. M.	P. M.	P. M.	P. M.	P. M.
	3313	3495	3315	3497	3317

	FIRST CLASS				
	●3321 ‡DAILY EX. SAT. & SUN.	●3503			
	P. M.	P. M.			
	\$ 11.45	\$ 11.48			
	\$ 11.55	\$ 11.58			
	\$ 12.03	\$ 12.06			
	\$ 12.05	\$ 12.08			
	MU	MU			
	A. M.	A. M.			
	3321	3503			

Trains Nos. 3305, 3309, 3313, 3317, 3321 will not run Nov. 26, Dec. 25, Jan. 1, Feb. 22.

Trains Nos. 3487, 3489, 3495, 3497, 3503 will run Saturday, Sunday and Nov. 26, Dec. 25, Jan. 1, Feb. 22.

STATIONS	FIRST CLASS		
	3100		
Arrive	A. M.		
NEW YORK (Hud. Ter.)	\$ 12.40		
JERSEY CITY			
JOURNAL SQUARE	\$ 12.30		
HARRISON	\$ 12.22		
NEWARK	\$ 12.20		
	MU		
Leave	A. M.		
	DAILY		
	●3100		

STATIONS	FIRST CLASS		
	3110	3112	3114
Arrive	A. M.	A. M.	A. M.
NEW YORK (Hud. Ter.)	\$ 3.10	\$ 3.40	\$ 4.10
JERSEY CITY			
JOURNAL SQUARE	\$ 3.00	\$ 3.30	\$ 4.00
HARRISON	\$ 2.52	\$ 3.22	\$ 3.52
NEWARK	\$ 2.50	\$ 3.20	\$ 3.50
	MU	MU	MU
Leave	A. M.	A. M.	A. M.
	DAILY	DAILY	DAILY
	●3110	●3112	●3114

STATIONS	FIRST CLASS		
	3402	3406	3124
Arrive	A. M.	A. M.	A. M.
NEW YORK (Hud. Ter.)	\$ 6.00	\$ 6.02	\$ 6.05
JERSEY CITY			
JOURNAL SQUARE	\$ 5.50	\$ 5.52	\$ 5.55
HARRISON	\$ 5.42	\$ 5.44	\$ 5.47
NEWARK	\$ 5.40	\$ 5.42	\$ 5.45
	MU	MU	MU
Leave	A. M.	A. M.	A. M.
		SAT. ONLY	‡DAILY EX. SAT. & SUN.
	●3402	●3406	●3124

Train No. 3124 will not run Nov. 26, Dec. 25, Jan. 1, Feb. 22.
Train No. 3402 will run Sunday and Nov. 26, Dec. 25, Jan. 1, Feb. 22.

	FIRST CLASS				
	3102		3104	3106	3108
	A. M.		A. M.	A. M.	A. M.
	\$ 1.10		\$ 1.40	\$ 2.10	\$ 2.40
	\$ 1.00		\$ 1.30	\$ 2.00	\$ 2.30
	\$ 12.52		\$ 1.22	\$ 1.52	\$ 2.22
	\$ 12.50		\$ 1.20	\$ 1.50	\$ 2.20
	MU		MU	MU	MU
	A. M.		A. M.	A. M.	A. M.
	DAILY		DAILY	DAILY	DAILY
	●3102		●3104	●3106	●3108

	FIRST CLASS				
	3116	3118	3120	3400	3122
	A. M.	A. M.	A. M.	A. M.	A. M.
	\$ 4.40	\$ 5.10	\$ 5.30	\$ 5.40	\$ 5.50
	\$ 4.30	\$ 5.00	\$ 5.20	\$ 5.30	\$ 5.40
	\$ 4.22	\$ 4.52	\$ 5.12	\$ 5.22	\$ 5.32
	\$ 4.20	\$ 4.50	\$ 5.10	\$ 5.20	\$ 5.30
	MU	MU	MU	MU	MU
	A. M.	A. M.	A. M.	A. M.	A. M.
	DAILY	DAILY	‡DAILY EX. SAT. & SUN.		‡DAILY EX. SUN.
	●3116	●3118	●3120	●3400	●3122

	FIRST CLASS				
	3408	3410	3126	3412	3128
	A. M.	A. M.	A. M.	A. M.	A. M.
	\$ 6.14	\$ 6.20	\$ 6.21	\$ 6.26	\$ 6.31
	\$ 6.04	\$ 6.10	\$ 6.11	\$ 6.16	\$ 6.21
	\$ 5.56	\$ 6.02	\$ 6.03	\$ 6.08	\$ 6.13
	\$ 5.54	\$ 6.00	\$ 6.01	\$ 6.06	\$ 6.11
	MU	MU	MU	MU	MU
	A. M.	A. M.	A. M.	A. M.	A. M.
	SAT. ONLY		‡DAILY EX. SAT. & SUN.	SAT. ONLY	‡DAILY EX. SAT. & SUN.
	●3408	●3410	●3126	●3412	●3128

Trains Nos. 3120, 3122, 3126, 3128 will not run Nov. 26, Dec. 25, Jan. 1, Feb. 22.

Train No. 3400 will run Saturday, Sunday and Nov. 26, Dec. 25, Jan. 1, Feb. 22.

Train No. 3410 will run Sunday and Nov. 26, Dec. 25, Jan. 1, Feb. 22.

STATIONS	FIRST CLASS		
	3414	3416	3130
Arrive	A. M.	A. M.	A. M.
NEW YORK (Hud. Ter.)	\$ 6.35	\$ 6.38	\$ 6.41
JERSEY CITY			
JOURNAL SQUARE	\$ 6.25	\$ 6.28	\$ 6.31
HARRISON	\$ 6.17	\$ 6.20	\$ 6.23
NEWARK	\$ 6.15	\$ 6.18	\$ 6.21
	MU	MU	MU
Leave	A. M.	A. M.	A. M.
	●3414	●3416	●3130
		SAT. ONLY	‡DAILYEX. SAT. & SUN.

STATIONS	FIRST CLASS		
	3136	3424	3426
Arrive	A. M.	A. M.	A. M.
NEW YORK (Hud. Ter.)	\$ 7.11	\$ 7.14	\$ 7.20
JERSEY CITY			
JOURNAL SQUARE	\$ 7.01	\$ 7.04	\$ 7.10
HARRISON	\$ 6.53	\$ 6.56	\$ 7.02
NEWARK	\$ 6.51	\$ 6.54	\$ 7.00
	MU	MU	MU
Leave	A. M.	A. M.	A. M.
	‡DAILYEX. SAT. & SUN.	SAT. ONLY	●3426
	●3136	●3424	●3426

STATIONS	FIRST CLASS		
	3432	3142	3434
Arrive	A. M.	A. M.	A. M.
NEW YORK (Hud. Ter.)	\$ 7.38	\$ 7.41	\$ 7.50
JERSEY CITY			
JOURNAL SQUARE	\$ 7.28	\$ 7.31	\$ 7.40
HARRISON	\$ 7.20	\$ 7.23	\$ 7.32
NEWARK	\$ 7.18	\$ 7.21	\$ 7.30
	MU	MU	MU
Leave	A. M.	A. M.	A. M.
	SAT. ONLY	‡DAILYEX. SAT. & SUN.	●3434
	●3432	●3142	●3434

Trains Nos. 3130, 3136, 3142 will not run Nov. 26, Dec. 25, Jan. 1, Feb. 22.

Trains Nos. 3414 and 3426 will run Sunday and Nov. 26, Dec. 25, Jan. 1, Feb. 22.

Train No. 3434 will run Saturday, Sunday and Nov. 26, Dec. 25, Jan. 1, Feb. 22.

	FIRST CLASS				
	3418	3132	3134	3420	3422
	A. M.	A. M.	A. M.	A. M.	A. M.
	\$ 6.50	\$ 6.51	\$ 7.01	\$ 7.02	\$ 7.05
	\$ 6.40	\$ 6.41	\$ 6.51	\$ 6.52	\$ 6.55
	\$ 6.32	\$ 6.33	\$ 6.43	\$ 6.44	\$ 6.47
	\$ 6.30	\$ 6.31	\$ 6.41	\$ 6.42	\$ 6.45
	MU	MU	MU	MU	MU
	A. M.	A. M.	A. M.	A. M.	A. M.
	●3418	‡DAILYEX. SAT. & SUN.	‡DAILYEX. SAT. & SUN.	SAT. ONLY	●3422
		●3132	●3134	●3420	

	FIRST CLASS				
	3138	3428	3140		3430
	A. M.	A. M.	A. M.		A. M.
	\$ 7.21	\$ 7.26	\$ 7.31		\$ 7.35
	\$ 7.11	\$ 7.16	\$ 7.21		\$ 7.25
	\$ 7.03	\$ 7.08	\$ 7.13		\$ 7.17
	\$ 7.01	\$ 7.06	\$ 7.11		\$ 7.15
	MU	MU	MU		MU
	A. M.	A. M.	A. M.		A. M.
	‡DAILYEX. SAT. & SUN.	SAT. ONLY	‡DAILYEX. SAT. & SUN.		
	●3138	●3428	●3140		●3430

	FIRST CLASS				
	3144	3146	3436		3148
	A. M.	A. M.	A. M.		A. M.
	\$ 7.51	\$ 8.01	\$ 8.02		\$ 8.09
	\$ 7.41	\$ 7.51	\$ 7.52		\$ 7.59
	\$ 7.33	\$ 7.43	\$ 7.44		\$ 7.51
	\$ 7.31	\$ 7.41	\$ 7.42		\$ 7.49
	MU	MU	MU		MU
	A. M.	A. M.	A. M.		A. M.
	‡DAILYEX. SAT. & SUN.	‡DAILYEX. SAT. & SUN.			‡DAILYEX. SAT. & SUN.
	●3144	●3146	●3436		●3148

Trains Nos. 3132, 3134, 3138, 3140, 3144, 3146, 3148 will not run Nov. 26, Dec. 25, Jan. 1, Feb. 22.

Trains Nos. 3422, 3430 will run Sunday and Nov. 26, Dec. 25, Jan. 1, Feb. 22.

Trains Nos. 3418, 3436 will run Saturday, Sunday and Nov. 26, Dec. 25, Jan. 1, Feb. 22.

STATIONS	FIRST CLASS		
	3438	3712	3150
Arrive	A. M.	A. M.	A. M.
NEW YORK (Hud. Ter.)	\$ 8.14	\$ 8.16	\$ 8.17
JERSEY CITY		\$ 8.09	
JOURNAL SQUARE	\$ 8.04	8.05	\$ 8.07
HARRISON	\$ 7.58	7.58	\$ 7.59
NEWARK	\$ 7.54	\$ 7.58	\$ 7.57
	MU	MU	MU
Leave	A. M.	A. M.	A. M.
		‡DAILY EX. SAT. & SUN.	‡DAILY EX. SAT. & SUN.
	●3438	●3712	●3150

STATIONS	FIRST CLASS		
	704	3442	
Arrive	A. M.	A. M.	
NEW YORK (Hud. Ter.)	\$ 8.36	\$ 8.38	
JERSEY CITY	\$ 8.29		
JOURNAL SQUARE	8.24	\$ 8.28	
HARRISON	8.17	\$ 8.20	
NEWARK	\$ 8.15	\$ 8.18	
		MU	
Leave	A. M.	A. M.	
	‡DAILY EX. SAT. & SUN.		
	●704	●3442	

STATIONS	FIRST CLASS		
	3446	3162	3618
Arrive	A. M.	A. M.	A. M.
NEW YORK (Hud. Ter.)	\$ 9.02	\$ 9.05	\$ 9.07
JERSEY CITY			\$ 9.00
JOURNAL SQUARE	\$ 8.52	\$ 8.55	8.58
HARRISON	\$ 8.44	\$ 8.47	8.49
NEWARK	\$ 8.42	\$ 8.45	\$ 8.47
	MU	MU	MU
Leave	A. M.	A. M.	A. M.
		‡DAILY EX. SAT. & SUN.	‡DAILY EX. SAT. & SUN.
	●3446	●3162	●3618

Train No. 704 will not run Nov. 3, Nov. 26, Dec. 25, Jan. 1, Feb. 22.
 Trains Nos. 3712, 3618 will not run Nov. 26, Dec. 25, Jan. 1, Feb. 22.
 Trains Nos. 3150, 3162 will not run Nov. 26, Dec. 25, Jan. 1, Feb. 22.
 Trains Nos. 3438, 3442, 3446 will run Saturday, Sunday and Nov. 26, Dec. 25, Jan. 1, Feb. 22.

	FIRST CLASS			
	3610	3152	3440	3154
	A. M.	A. M.	A. M.	A. M.
	\$ 8.25	\$ 8.25	\$ 8.26	\$ 8.33
	\$ 8.16			
	8.11	\$ 8.15	\$ 8.16	\$ 8.23
	8.04	\$ 8.07	\$ 8.08	\$ 8.15
	\$ 8.02	\$ 8.05	\$ 8.06	\$ 8.13
	MU	MU	MU	MU
	A. M.	A. M.	A. M.	A. M.
	‡DAILY EX. SAT. & SUN.	‡DAILY EX. SAT. & SUN.		‡DAILY EX. SAT. & SUN.
	●3610	●3152	●3440	●3154

	FIRST CLASS				
	3156	3158	3444	3160	3720
	A. M.	A. M.	A. M.	A. M.	A. M.
	\$ 8.41	\$ 8.49	\$ 8.50	\$ 8.57	\$ 9.02
					\$ 8.55
	\$ 8.31	\$ 8.39	\$ 8.40	\$ 8.47	8.50
	\$ 8.23	\$ 8.31	\$ 8.32	\$ 8.39	8.43
	\$ 8.21	\$ 8.29	\$ 8.30	\$ 8.37	\$ 8.42
	MU	MU	MU	MU	MU
	A. M.	A. M.	A. M.	A. M.	A. M.
	‡DAILY EX. SAT. & SUN.	‡DAILY EX. SAT. & SUN.		‡DAILY EX. SAT. & SUN.	‡DAILY EX. SAT. & SUN.
	●3156	●3158	●3444	●3160	●3720

	FIRST CLASS			
	3164	3448	3166	3450
	A. M.	A. M.	A. M.	A. M.
	\$ 9.13	\$ 9.14	\$ 9.21	\$ 9.26
	\$ 9.03	\$ 9.04	\$ 9.11	\$ 9.16
	\$ 8.55	\$ 8.56	\$ 9.08	\$ 9.08
	\$ 8.53	\$ 8.54	\$ 9.01	\$ 9.06
	MU	MU	MU	MU
	A. M.	A. M.	A. M.	A. M.
	‡DAILY EX. SAT. & SUN.		‡DAILY EX. SAT. & SUN.	
	●3164	●3448	●3166	●3450

Trains Nos. 3610, 3720 will not run Nov. 26, Dec. 25, Jan. 1, Feb. 22.
 Trains Nos. 3152, 3154, 3156, 3158, 3160, 3164, 3166 will not run Nov. 26, Dec. 25, Jan. 1, Feb. 22.
 Trains Nos. 3440, 3444, 3448, 3450 will run Saturday, Sunday and Nov. 26, Dec. 25, Jan. 1, Feb. 22.

STATIONS	FIRST CLASS		
	710	3168	3170
Arrive	A. M.	A. M.	A. M.
NEW YORK (Hud. Ter.)	\$ 9.28	\$ 9.29	\$ 9.37
JERSEY CITY	\$ 9.21		
JOURNAL SQUARE	9.16	\$ 9.19	\$ 9.27
HARRISON	9.09	\$ 9.11	\$ 9.19
NEWARK	\$ 9.07	\$ 9.09	\$ 9.17
		MU	MU
Leave	A. M.	A. M.	A. M.
	‡DAILY EX. SAT. & SUN.	‡DAILY EX. SAT. & SUN.	‡DAILY EX. SAT. & SUN.
	●710	●3168	●3170

STATIONS	FIRST CLASS		
	3178	3180	3182
Arrive	A. M.	A. M.	A. M.
NEW YORK (Hud. Ter.)	\$ 10.14	\$ 10.26	\$ 10.38
JERSEY CITY			
JOURNAL SQUARE	\$ 10.04	\$ 10.16	\$ 10.28
HARRISON	\$ 9.56	\$ 10.08	\$ 10.20
NEWARK	\$ 9.54	\$ 10.06	\$ 10.18
	MU	MU	MU
Leave	A. M.	A. M.	A. M.
	DAILY	DAILY	DAILY
	●3178	●3180	●3182

STATIONS	FIRST CLASS		
	3194	3196	3198
Arrive	A. M.	P. M.	P. M.
NEW YORK (Hud. Ter.)	\$ 11.50	\$ 12.02	\$ 12.14
JERSEY CITY			
JOURNAL SQUARE	\$ 11.40	\$ 11.52	\$ 12.04
HARRISON	\$ 11.32	\$ 11.44	\$ 11.56
NEWARK	\$ 11.30	\$ 11.42	\$ 11.54
	MU	MU	MU
Leave	A. M.	A. M.	A. M.
	DAILY	DAILY	DAILY
	●3194	●3196	●3198

Train No. 710 will not run Nov. 3, Nov. 26, Dec. 25, Jan. 1, Feb. 22.

Trains Nos. 3168, 3170 will not run Nov. 26, Dec. 25, Jan. 1, Feb. 22.

	FIRST CLASS				
	3452	3172	3454	3174	3176
	A. M.	A. M.	A. M.	A. M.	A. M.
	\$ 9.38	\$ 9.45	\$ 9.50	\$ 9.53	\$ 10.02
	\$ 9.28	\$ 9.35	\$ 9.40	\$ 9.43	\$ 9.52
	\$ 9.20	\$ 9.27	\$ 9.32	\$ 9.36	\$ 9.44
	\$ 9.18	\$ 9.25	\$ 9.30	\$ 9.33	\$ 9.42
	MU	MU	MU	MU	MU
	A. M.	A. M.	A. M.	A. M.	A. M.
		‡DAILY EX. SAT. & SUN.		‡DAILY EX. SAT. & SUN.	DAILY
	●3452	●3172	●3454	●3174	●3176

	FIRST CLASS				
	3184	3186	3188	3190	3192
	A. M.	A. M.	A. M.	A. M.	A. M.
	\$ 10.50	\$ 11.02	\$ 11.14	\$ 11.26	\$ 11.38
	\$ 10.40	\$ 10.52	\$ 11.04	\$ 11.16	\$ 11.28
	\$ 10.32	\$ 10.44	\$ 10.56	\$ 11.08	\$ 11.20
	\$ 10.30	\$ 10.42	\$ 10.54	\$ 11.06	\$ 11.18
	MU	MU	MU	MU	MU
	A. M.	A. M.	A. M.	A. M.	A. M.
	DAILY	DAILY	DAILY	DAILY	DAILY
	●3184	●3186	●3188	●3190	●3192

	FIRST CLASS				
	3200	3202	3204	3206	3208
	P. M.	P. M.	P. M.	P. M.	P. M.
	\$ 12.26	\$ 12.38	\$ 12.50	\$ 1.02	\$ 1.14
	\$ 12.16	\$ 12.28	\$ 12.40	\$ 12.52	\$ 1.04
	\$ 12.08	\$ 12.20	\$ 12.32	\$ 12.44	\$ 12.56
	\$ 12.06	\$ 12.18	\$ 12.30	\$ 12.42	\$ 12.54
	MU	MU	MU	MU	MU
	P. M.	P. M.	P. M.	P. M.	P. M.
	DAILY	DAILY	DAILY	DAILY	DAILY
	●3200	●3202	●3204	●3206	●3208

Trains Nos. 3172, 3174 will not run Nov. 26, Dec. 25, Jan. 1, Feb. 22.

Trains Nos. 3452, 3454 will run Saturday, Sunday and Nov. 26, Dec. 25, Jan. 1, Feb. 22.

STATIONS	FIRST CLASS		
	3210	3212	3214
Arrive	P. M.	P. M.	P. M.
NEW YORK (Hud. Ter.)	\$ 1.26	\$ 1.38	\$ 1.50
JERSEY CITY			
JOURNAL SQUARE	\$ 1.16	\$ 1.28	\$ 1.40
HARRISON	\$ 1.08	\$ 1.20	\$ 1.32
NEWARK	\$ 1.06	\$ 1.18	\$ 1.30
	MU	MU	MU
Leave	P. M.	P. M.	P. M.
	DAILY	DAILY	DAILY
	●3210	●3212	●3214

STATIONS	FIRST CLASS		
	3226	3228	3230
Arrive	P. M.	P. M.	P. M.
NEW YORK (Hud. Ter.)	\$ 3.02	\$ 3.14	\$ 3.26
JERSEY CITY			
JOURNAL SQUARE	\$ 2.52	\$ 3.04	\$ 3.16
HARRISON	\$ 2.44	\$ 2.56	\$ 3.08
NEWARK	\$ 2.42	\$ 2.54	\$ 3.06
	MU	MU	MU
Leave	P. M.	P. M.	P. M.
	DAILY	DAILY	DAILY
	●3226	●3228	●3230

STATIONS	FIRST CLASS		
	3458	3460	3460
Arrive	P. M.	P. M.	P. M.
NEW YORK (Hud. Ter.)	\$ 4.14	\$ 4.21	\$ 4.26
JERSEY CITY			
JOURNAL SQUARE	\$ 4.04	\$ 4.11	\$ 4.16
HARRISON	\$ 3.56	\$ 4.03	\$ 4.08
NEWARK	\$ 3.54	\$ 4.01	\$ 4.06
	MU	MU	MU
Leave	P. M.	P. M.	P. M.
		‡DAILYEX. SAT. & SUN.	
	●3458	●3240	●3460

Train No. 3240 will not run Nov. 26, Dec. 25, Jan. 1, Feb. 22.
Trains Nos. 3458, 3460 will run Saturday, Sunday and Nov. 26,
Dec. 25, Jan. 1, Feb. 22.

	FIRST CLASS				
	3216	3218	3220	3222	3224
	P. M.	P. M.	P. M.	P. M.	P. M.
	\$ 2.02	\$ 2.14	\$ 2.26	\$ 2.38	\$ 2.50
	\$ 1.52	\$ 2.04	\$ 2.16	\$ 2.28	\$ 2.40
	\$ 1.44	\$ 1.56	\$ 2.08	\$ 2.20	\$ 2.32
	\$ 1.42	\$ 1.54	\$ 2.06	\$ 2.18	\$ 2.30
	MU	MU	MU	MU	MU
	P. M.	P. M.	P. M.	P. M.	P. M.
	DAILY	DAILY	DAILY	DAILY	DAILY
	●3216	●3218	●3220	●3222	●3224

	FIRST CLASS				
	3232	3234	3236	3456	3238
	P. M.	P. M.	P. M.	P. M.	P. M.
	\$ 3.38	\$ 3.50	\$ 4.01	\$ 4.02	\$ 4.11
	\$ 3.28	\$ 3.40	\$ 3.51	\$ 3.52	\$ 4.01
	\$ 3.20	\$ 3.32	\$ 3.43	\$ 3.44	\$ 3.53
	\$ 3.18	\$ 3.30	\$ 3.41	\$ 3.42	\$ 3.51
	MU	MU	MU	MU	MU
	P. M.	P. M.	P. M.	P. M.	P. M.
	DAILY	DAILY	‡DAILYEX. SAT. & SUN.		‡DAILYEX. SAT. & SUN.
	●3232	●3234	●3236	●3456	●3238

	FIRST CLASS				
	3242	3462	3244	3464	3246
	P. M.	P. M.	P. M.	P. M.	P. M.
	\$ 4.31	\$ 4.38	\$ 4.41	\$ 4.50	\$ 4.51
	\$ 4.21	\$ 4.28	\$ 4.31	\$ 4.40	\$ 4.41
	\$ 4.13	\$ 4.20	\$ 4.23	\$ 4.32	\$ 4.33
	\$ 4.11	\$ 4.18	\$ 4.21	\$ 4.30	\$ 4.31
	MU	MU	MU	MU	MU
	P. M.	P. M.	P. M.	P. M.	P. M.
	‡DAILYEX. SAT. & SUN.		‡DAILYEX. SAT. & SUN.		‡DAILYEX. SAT. & SUN.
	●3242	●3462	●3244	●3464	●3246

Trains Nos. 3236, 3238, 3242, 3244, 3246 will not run Nov. 26,
Dec. 25, Jan. 1, Feb. 22.
Trains Nos. 3456, 3462, 3464 will run Saturday, Sunday and Nov.
26, Dec. 25, Jan. 1, Feb. 22.

STATIONS	FIRST CLASS		
	3248	3466	3250
Arrive	P. M.	P. M.	P. M.
NEW YORK (Hud. Ter.)	\$ 5.01	\$ 5.02	\$ 5.09
JERSEY CITY			
JOURNAL SQUARE	\$ 4.51	\$ 4.52	\$ 4.59
HARRISON	\$ 4.43	\$ 4.44	\$ 4.51
NEWARK	\$ 4.41	\$ 4.42	\$ 4.49
	MU	MU	MU
Leave	P. M.	P. M.	P. M.
	‡DAILY EX. SAT. & SUN.		‡DAILY EX. SAT. & SUN.
	●3248	●3466	●3250

STATIONS	FIRST CLASS		
	3472	3258	3260
Arrive	P. M.	P. M.	P. M.
NEW YORK (Hud. Ter.)	\$ 5.38	\$ 5.41	\$ 5.49
JERSEY CITY			
JOURNAL SQUARE	\$ 5.28	\$ 5.31	\$ 5.39
HARRISON	\$ 5.20	\$ 5.23	\$ 5.31
NEWARK	\$ 5.18	\$ 5.21	\$ 5.29
	MU	MU	MU
Leave	P. M.	P. M.	P. M.
		‡DAILY EX. SAT. & SUN.	‡DAILY EX. SAT. & SUN.
	●3472	●3258	●3260

STATIONS	FIRST CLASS		
	3266	3478	3268
Arrive	P. M.	P. M.	P. M.
NEW YORK (Hud. Ter.)	\$ 6.13	\$ 6.14	\$ 6.21
JERSEY CITY			
JOURNAL SQUARE	\$ 6.03	\$ 6.04	\$ 6.11
HARRISON	\$ 5.55	\$ 5.56	\$ 6.03
NEWARK	\$ 5.53	\$ 5.54	\$ 6.01
	MU	MU	MU
Leave	P. M.	P. M.	P. M.
	‡DAILY EX. SAT. & SUN.		‡DAILY EX. SAT. & SUN.
	●3266	●3478	●3268

Trains Nos. 3248, 3250, 3258, 3260, 3266, 3268 will not run Nov. 26, Dec. 25, Jan. 1, Feb. 22.
Trains Nos. 3466, 3472, 3478 will run Saturday, Sunday and Nov. 26, Dec. 25, Jan. 1, Feb. 22.

	FIRST CLASS				
	3468	●3252	3254	3470	3256
	P. M.	P. M.	P. M.	P. M.	P. M.
	\$ 5.14	\$ 5.17	\$ 5.25	\$ 5.26	\$ 5.33
	\$ 5.04	\$ 5.07	\$ 5.15	\$ 5.16	\$ 5.23
	\$ 4.56	\$ 4.59	\$ 5.07	\$ 5.08	\$ 5.15
	\$ 4.54	\$ 4.57	\$ 5.05	\$ 5.06	\$ 5.13
	MU	MU	MU	MU	MU
	P. M.	P. M.	P. M.	P. M.	P. M.
		‡DAILY EX. SAT. & SUN.	‡DAILY EX. SAT. & SUN.		‡DAILY EX. SAT. & SUN.
	●3468	3252	●3254	●3470	●3256

	FIRST CLASS				
	3474		3262	3476	3264
	P. M.		P. M.	P. M.	P. M.
	\$ 5.50		\$ 5.57	\$ 6.02	\$ 6.05
	\$ 5.40		\$ 5.47	\$ 5.52	\$ 5.55
	\$ 5.32		\$ 5.39	\$ 5.44	\$ 5.47
	\$ 5.30		\$ 5.37	\$ 5.42	\$ 5.45
	MU		MU	MU	MU
	P. M.		P. M.	P. M.	P. M.
			‡DAILY EX. SAT. & SUN.		‡DAILY EX. SAT. & SUN.
	●3474		●3262	●3476	●3264

	FIRST CLASS				
	3480		3270	3482	3272
	P. M.		P. M.	P. M.	P. M.
	\$ 6.26		\$ 6.31	\$ 6.38	\$ 6.41
	\$ 6.16		\$ 6.21	\$ 6.28	\$ 6.31
	\$ 6.08		\$ 6.13	\$ 6.20	\$ 6.23
	\$ 6.06		\$ 6.11	\$ 6.18	\$ 6.21
	MU		MU	MU	MU
	P. M.		P. M.	P. M.	P. M.
			‡DAILY EX. SAT. & SUN.		‡DAILY EX. SAT. & SUN.
	●3480		●3270	●3482	●3272

Trains Nos. 3252, 3254, 3256, 3262, 3264, 3270, 3272 will not run Nov. 26, Dec. 25, Jan. 1, Feb. 22.
Trains Nos. 3468, 3470, 3474, 3476, 3480, 3482 will run Saturday, Sunday and Nov. 26, Dec. 25, Jan. 1, Feb. 22.

STATIONS	FIRST CLASS		
	3484	3274	3276
Arrive	P. M.	P. M.	P. M.
NEW YORK (Hud. Ter.)	\$ 6.50	\$ 6.51	\$ 7.01
JERSEY CITY			
JOURNAL SQUARE	\$ 6.40	\$ 6.41	\$ 6.51
HARRISON	\$ 6.32	\$ 6.33	\$ 6.43
NEWARK	\$ 6.30	\$ 6.31	\$ 6.41
	MU	MU	MU
Leave	P. M.	P. M.	P. M.
	●3484	‡DAILY EX. SAT. & SUN. ●3274	‡DAILY EX. SAT. & SUN. ●3276

STATIONS	FIRST CLASS		
	3282	3492	3284
Arrive	P. M.	P. M.	P. M.
NEW YORK (Hud. Ter.)	\$ 7.33	\$ 7.33	\$ 7.43
JERSEY CITY			
JOURNAL SQUARE	\$ 7.23	\$ 7.23	\$ 7.33
HARRISON	\$ 7.15	\$ 7.20	\$ 7.27
NEWARK	\$ 7.13	\$ 7.13	\$ 7.23
	MU	MU	MU
Leave	P. M.	P. M.	P. M.
	‡DAILY EX. SAT. & SUN. ●3282	●3492	‡DAILY EX. SAT. & SUN. ●3284

STATIONS	FIRST CLASS		
	3290	3500	3292
Arrive	P. M.	P. M.	P. M.
NEW YORK (Hud. Ter.)	\$ 8.20	\$ 8.26	\$ 8.35
JERSEY CITY			
JOURNAL SQUARE	\$ 8.10	\$ 8.16	\$ 8.25
HARRISON	\$ 8.02	\$ 8.08	\$ 8.17
NEWARK	\$ 8.00	\$ 8.06	\$ 8.15
	MU	MU	MU
Leave	P. M.	P. M.	P. M.
	‡DAILY EX. SAT. & SUN. ●3290	●3500	‡DAILY EX. SAT. & SUN. ●3292

Trains Nos. 3274, 3276, 3282, 3284, 3290, 3292 will not run Nov. 26, Dec. 25, Jan. 1, Feb. 22.

Trains Nos. 3484, 3492, 3500 will run Saturday, Sunday and Nov. 26, Dec. 25, Jan. 1, Feb. 22.

	FIRST CLASS				
	3486	3278	3488	3280	3490
	P. M.	P. M.	P. M.	P. M.	P. M.
	\$ 7.02	\$ 7.11	\$ 7.14	\$ 7.21	\$ 7.26
	\$ 6.52	\$ 7.01	\$ 7.04	\$ 7.11	\$ 7.16
	\$ 6.44	\$ 6.53	\$ 6.56	\$ 7.03	\$ 7.08
	\$ 6.42	\$ 6.51	\$ 6.54	\$ 7.01	\$ 7.06
	MU	MU	MU	MU	MU
	P. M.	P. M.	P. M.	P. M.	P. M.
	●3486	‡DAILY EX. SAT. & SUN. ●3278	●3488	‡DAILY EX. SAT. & SUN. ●3280	●3490

	FIRST CLASS				
	3494	3286	3496	3288	3498
	P. M.	P. M.	P. M.	P. M.	P. M.
	\$ 7.50	\$ 7.57	\$ 8.02	\$ 8.09	\$ 8.14
	\$ 7.40	\$ 7.47	\$ 7.52	\$ 7.59	\$ 8.04
	\$ 7.32	\$ 7.39	\$ 7.44	\$ 7.51	\$ 7.56
	\$ 7.30	\$ 7.37	\$ 7.42	\$ 7.49	\$ 7.54
	MU	MU	MU	MU	MU
	P. M.	P. M.	P. M.	P. M.	P. M.
	●3494	‡DAILY EX. SAT. & SUN. ●3286	●3496	‡DAILY EX. SAT. & SUN. ●3288	●3498

	FIRST CLASS				
	3504	3294	3506	3296	3508
	P. M.	P. M.	P. M.	P. M.	P. M.
	\$ 8.33	\$ 8.50	\$ 9.02	\$ 9.05	\$ 9.14
	\$ 8.23	\$ 8.40	\$ 8.52	\$ 8.55	\$ 9.04
	\$ 8.20	\$ 8.32	\$ 8.44	\$ 8.47	\$ 8.56
	\$ 8.18	\$ 8.30	\$ 8.42	\$ 8.45	\$ 8.54
	MU	MU	MU	MU	MU
	P. M.	P. M.	P. M.	P. M.	P. M.
	●3504	DAILY ●3294	●3506	‡DAILY EX. SAT. & SUN. ●3296	●3508

Trains Nos. 3278, 3280, 3286, 3288, 3296 will not run Nov. 26, Dec. 25, Jan. 1, Feb. 22.

Trains Nos. 3486, 3488, 3490, 3494, 3496, 3498, 3504, 3506, 3508 will run Saturday, Sunday and Nov. 26, Dec. 25, Jan. 1, Feb. 22.

STATIONS	FIRST CLASS		
	3298	3510	3300
Arrive	P. M.	P. M.	P. M.
NEW YORK (Hud. Ter.)	\$ 9.20	\$ 9.26	\$ 9.35
JERSEY CITY			
JOURNAL SQUARE	\$ 9.10	\$ 9.16	\$ 9.25
HARRISON	\$ 9.02	\$ 9.08	\$ 9.17
NEWARK	\$ 9.00	\$ 9.06	\$ 9.15
	MU	MU	MU
Leave	P. M.	P. M.	P. M.
	‡DAILY EX. SAT. & SUN.		‡DAILY EX. SAT. & SUN.
	●3298	●3510	●3300

STATIONS	FIRST CLASS		
	3306	3518	3308
Arrive	P. M.	P. M.	P. M.
NEW YORK (Hud. Ter.)	\$ 10.20	\$ 10.26	\$ 10.35
JERSEY CITY			
JOURNAL SQUARE	\$ 10.10	\$ 10.16	\$ 10.25
HARRISON	\$ 10.02	\$ 10.08	\$ 10.17
NEWARK	\$ 10.00	\$ 10.06	\$ 10.15
	MU	MU	MU
Leave	P. M.	P. M.	P. M.
	‡DAILY EX. SAT. & SUN.		‡DAILY EX. SAT. & SUN.
	●3306	●3518	●3308

STATIONS	FIRST CLASS		
	3314	3528	3316
Arrive	P. M.	P. M.	P. M.
NEW YORK (Hud. Ter.)	\$ 11.20	\$ 11.26	\$ 11.35
JERSEY CITY			
JOURNAL SQUARE	\$ 11.10	\$ 11.16	\$ 11.25
HARRISON	\$ 11.02	\$ 11.08	\$ 11.17
NEWARK	\$ 11.00	\$ 11.06	\$ 11.15
	MU	MU	MU
Leave	P. M.	P. M.	P. M.
	‡DAILY EX. SAT. & SUN.		‡DAILY EX. SAT. & SUN.
	●3314	●3528	●3316

Trains Nos. 3298, 3300, 3306, 3308, 3314, 3316 will not run Nov. 26, Dec. 25, Jan. 1, Feb. 22.

Trains Nos. 3510, 3518, 3528 will run Saturday, Sunday and Nov. 26, Dec. 25, Jan. 1, Feb. 22.

	FIRST CLASS				
	3512	3302	3514	3304	3516
	P. M.	P. M.	P. M.	P. M.	P. M.
	\$ 9.38	\$ 9.50	\$ 10.02	\$ 10.05	\$ 10.14
	\$ 9.28	\$ 9.40	\$ 9.52	\$ 9.55	\$ 10.04
	\$ 9.20	\$ 9.32	\$ 9.44	\$ 9.47	\$ 9.56
	\$ 9.18	\$ 9.30	\$ 9.42	\$ 9.45	\$ 9.54
	MU	MU	MU	MU	MU
	P. M.	P. M.	P. M.	P. M.	P. M.
		DAILY		‡DAILY EX. SAT. & SUN.	
	●3512	●3302	●3514	●3304	●3516

	FIRST CLASS				
	3520	3310	3524	3312	3526
	P. M.	P. M.	P. M.	P. M.	P. M.
	\$ 10.38	\$ 10.50	\$ 11.02	\$ 11.05	\$ 11.14
	\$ 10.28	\$ 10.40	\$ 10.52	\$ 10.55	\$ 11.04
	\$ 10.20	\$ 10.32	\$ 10.44	\$ 10.47	\$ 10.56
	\$ 10.18	\$ 10.30	\$ 10.42	\$ 10.45	\$ 10.54
	MU	MU	MU	MU	MU
	P. M.	P. M.	P. M.	P. M.	P. M.
		DAILY		‡DAILY EX. SAT. & SUN.	
	●3520	●3310	●3524	●3312	●3526

	FIRST CLASS		
	3530	3318	3320
	P. M.	P. M.	A. M.
	\$ 11.38	\$ 11.50	\$ 12.10
	\$ 11.28	\$ 11.40	\$ 12.00
	\$ 11.20	\$ 11.32	\$ 11.52
	\$ 11.18	\$ 11.30	\$ 11.50
	MU	MU	MU
	P. M.	P. M.	P. M.
		DAILY	DAILY
	●3530	●3318	●3320

Trains Nos. 3304, 3312 will not run Nov. 26, Dec. 25, Jan. 1, Feb. 22.

Trains Nos. 3512, 3514, 3516, 3520, 3524, 3526, 3530 will run Saturday, Sunday and Nov. 26, Dec. 25, Jan. 1, Feb. 22.

STATIONS	FIRST CLASS					
	4133	4135	4137	4139	4261	4141
Leave	#Da. Ex. Sat. & Sun. A. M.	#Daily Ex. Sun. A. M.	#Daily Ex. Sun. A. M.	#Daily Ex. Sun. A. M.	A. M.	#Daily Ex. Sun. A. M.
PRINCETON	\$7.22	\$7.41	\$7.57	\$ 8.18	\$8.41	\$8.46
PENNS NECK		F7.44				F8.49
PRINCETON JOT	\$7.27	\$7.47	\$8.02	\$ 8.23	\$8.46	\$8.52
Arrive	A. M.	A. M.	A. M.	A. M.	A. M.	A. M.
	4133	4135	4137	4139	4261	4141

STATIONS	FIRST CLASS					
	4153	4155	4157	4267	4159	4161
Leave	#Daily Ex. Sun. P. M.	#Daily Ex. Sun. P. M.	#Daily Ex. Sun. P. M.	P. M.	Daily P. M.	#Daily Ex. Sun. P. M.
PRINCETON	\$ 1.40	\$ 2.08	\$3.02	\$ 3.35	\$3.48	\$4.07
PENNS NECK						F4.10
PRINCETON JOT	\$ 1.45	\$ 2.13	\$3.07	\$ 3.40	\$3.53	\$4.13
Arrive	P. M.	P. M.	P. M.	P. M.	P. M.	P. M.
	4153	4155	4157	4267	4159	4161

STATIONS	FIRST CLASS					
	4173	4271	4111	4273	4175	4275
Leave	Daily P. M.	Sun. Only P. M.	Sat. Only P. M.	P. M.	#Daily Ex. Sun. P. M.	P. M.
PRINCETON	\$6.48	\$ 7.17	\$7.27	\$7.39	\$7.46	\$8.28
PENNS NECK						
PRINCETON JOT	\$6.53	\$ 7.22	\$7.32	\$7.44	\$7.51	\$8.30
Arrive	P. M.	P. M.	P. M.	P. M.	P. M.	P. M.
	4173	4271	4111	4273	4175	4275

PRINCETON BRANCH

STATIONS	FIRST CLASS					
	4134	4136	4138	4140	4262	4148
Arrive	A. M.	A. M.	A. M.	A. M.	A. M.	A. M.
PRINCETON	\$7.39	\$7.56	\$8.15	\$8.36	\$ 8.58	\$9.06
PENNS NECK		F7.58				
PRINCETON JOT	\$7.34	\$7.51	\$8.10	\$8.31	\$ 8.53	\$9.00
Leave	A. M.	A. M.	A. M.	A. M.	A. M.	A. M.
	#Da. Ex. Sat. & Sun.	#Daily Ex. Sun.	#Daily Ex. Sun.	#Daily Ex. Sun.		#Daily Ex. Sun.
	4134	4136	4138	4140	4262	4148

STATIONS	FIRST CLASS					
	4154	4156	4158	4268	4160	4162
Arrive	P. M.	P. M.	P. M.	P. M.	P. M.	P. M.
PRINCETON	\$ 1.57	\$ 2.22	\$3.20	\$3.46	\$ 4.00	\$4.26
PENNS NECK						F4.23
PRINCETON JOT	\$ 1.52	\$ 2.17	\$3.15	\$3.41	\$ 3.55	\$4.20
Leave	P. M.	P. M.	P. M.	P. M.	P. M.	P. M.
	#Daily Ex. Sun.	#Daily Ex. Sun.	#Daily Ex. Sun.		Daily	#Daily Ex. Sun.
	4154	4156	4158	4268	4160	4162

STATIONS	FIRST CLASS					
	4174	4272	4112	4176	4276	4278
Arrive	P. M.	P. M.	P. M.	P. M.	P. M.	P. M.
PRINCETON	\$7.08	\$ 7.30	\$7.43	\$7.59	\$8.37	\$8.59
PENNS NECK		F7.05				
PRINCETON JOT	\$7.02	\$ 7.25	\$7.88	\$7.54	\$8.32	\$8.54
Leave	P. M.	P. M.	P. M.	P. M.	P. M.	P. M.
	Daily		Sat. Only	Daily		
	4174	4272	4112	4176	4276	4278

Scheduled Trains on Princeton Br. operated with MU Equip. and will not carry baggage. Trains Nos. 4133, 4134, 4139, 4140, 4141, 4142, 4143, 4144, 4145, 4146, 4147, 4148, 4155, 4156, 4157, 4158, 4161, 4162, 4165, 4166, 4169, 4170, 4171 and 4172 will not run Nov. 26, Dec. 25, Jan. 1, Feb. 22. Trains Nos. 4135, 4136, 4137, 4138, 4153, 4154, 4175, 4177, 4178 and 4180 will not run Nov. 26, Dec. 25, Jan. 1. Trains Nos. 4183 and 4184 will not run Feb. 22. Will run Sunday, Feb. 21.

FIRST CLASS							
4103	4263	4143	4145	4265	4147	4149	4151
Sat. Only		#Daily Ex. Sun.	#Daily Ex. Sat. & Sun.		#Daily Ex. Sun.	Daily	Daily Ex. Sun.
A. M.	A. M.	A. M.	A. M.	A. M.	A. M.	P. M.	P. M.
\$9.11	\$9.34	\$9.41	\$10.04	\$10.25	\$11.49	\$12.32	\$ 1.05
\$9.16	\$9.39	\$9.46	\$10.09	\$10.30	\$11.54	\$12.37	\$ 1.10
A. M.	A. M.	A. M.	A. M.	A. M.	A. M.	P. M.	P. M.
4103	4263	4143	4145	4265	4147	4149	4151

FIRST CLASS							
4163	4165	4107	4167	4109	4169	4269	4171
Daily	#Da. Ex. Sat. & Sun.	Sat. Only	Daily Ex. Sat.	Sat. Only	#Daily Ex. Sun.		#Daily Ex. Sat. & Sun.
P. M.	P. M.	P. M.	P. M.	P. M.	P. M.	P. M.	P. M.
\$ 4.40	\$5.10	\$5.22	\$ 5.37	\$ 5.52	\$6.05	\$6.13	\$ 6.28
F 4.43			F 5.40				
\$ 4.46	\$5.15	\$5.27	\$ 5.43	\$ 5.57	\$6.10	\$6.18	\$ 6.33
P. M.	P. M.	P. M.	P. M.	P. M.	P. M.	P. M.	P. M.
4163	4165	4107	4167	4109	4169	4269	4171

FIRST CLASS							
	4277	4177	4115	4179	4181	4281	4183
		#Daily Ex. Sun.	Sat. Only	Daily	Daily Ex. Sat. & Sun.		#Daily Ex. Sun.
	P. M.	P. M.	P. M.	P. M.	P. M.	P. M.	P. M.
	\$8.41	\$9.01	\$ 9.32	\$ 9.43	\$10.26	\$10.59	\$11.20
	\$8.46	\$9.06	\$ 9.37	\$ 9.53	\$10.31	\$11.04	\$11.25
	P. M.	P. M.	P. M.	P. M.	P. M.	P. M.	P. M.
	4277	4177	4115	4179	4181	4281	4183

NORTHWARD

FIRST CLASS							
4104	4264	4144	4146	4266	4148	4150	4152
A. M.	A. M.	A. M.	A. M.	A. M.	P. M.	P. M.	P. M.
\$9.25	\$9.52	\$ 9.59	\$10.16	\$10.39	\$12.06	\$12.56	\$ 1.22
\$9.20	\$9.47	\$ 9.54	\$10.11	\$10.34	\$12.01	\$12.51	\$ 1.17
A. M.	A. M.	A. M.	A. M.	A. M.	P. M.	P. M.	P. M.
4104	4264	4144	4146	4266	4148	4150	4152

FIRST CLASS							
4164	4166	4108	4168	4110	4170	4270	4172
P. M.	P. M.	P. M.	P. M.	P. M.	P. M.	P. M.	P. M.
\$5.00	\$ 5.28	\$ 5.37	\$ 5.55	\$ 6.09	\$6.20	\$6.30	\$ 6.41
\$4.55	\$ 5.23	\$ 5.32	\$ 5.50	\$ 6.04	\$6.15	\$6.25	\$ 6.36
P. M.	P. M.	P. M.	P. M.	P. M.	P. M.	P. M.	P. M.
Daily	#Daily Ex. Sat. & Sun.	Sat. Only	Daily Ex. Sat.	Sat. Only	#Daily Ex. Sun.		#Daily Ex. Sat. & Sun.
4164	4166	4108	4168	4110	4170	4270	4172

FIRST CLASS						
4178	4116	4180	4280	4182	4282	4184
P. M.	P. M.	P. M.	P. M.	P. M.	P. M.	P. M.
\$ 9.18	\$ 9.45	\$10.00	\$10.14	\$10.43	\$11.15	\$11.34
\$ 9.13	\$ 9.40	\$ 9.55	\$10.09	\$10.38	\$11.10	\$11.29
P. M.	P. M.	P. M.	P. M.	P. M.	P. M.	P. M.
#Daily Ex. Sun.	Sat. Only	#Daily Ex. Sun.		Daily Ex. Sat. & Sun.		#Daily Ex. Sun.
4178	4116	4180	4280	4182	4282	4184

Trains Nos. 4261, 4262, 4263, 4264, 4265, 4266, 4267, 4268, 4269, 4270, 4275, 4276, 4277 and 4278 will run Sunday and Nov. 26, Dec. 25, Jan. 1, Feb. 22. Trains Nos. 4273, 4279 and 4280 will run Sunday and Nov. 26, Dec. 25, Jan. 1. Trains Nos. 4281, 4282 will run Sunday and Feb. 22. Will not run Sunday, Feb. 21.

STATIONS	FIRST CLASS			
	✠●2559 ‡DAILY EX. SAT. & SUN.	✠●2561 ‡DAILY EX. SAT. & SUN.	●1073	●1077 ‡DAILY EX. SUN.
	A. M.	A. M.	A. M.	P. M.
Leave				
TRENTON	\$ 6.18	\$ 7.01	\$ 10.49	\$ 2.80
BORDENTOWN (Atlantic Dist.)	\$ 6.24	\$ 7.12	11.01	2.42
Arrive				
	2559	2561	1073	1077
	Will not run Nov. 26, Dec. 25, Jan. 1.	Will not run Nov. 26, Dec. 25, Jan. 1.	Will run Sunday and Nov. 26, Dec. 25, Jan. 1, Feb. 22.	Will not run Nov. 26, Dec. 25, Jan. 1, Feb. 22.

BORDENTOWN TO TRENTON

STATIONS	FIRST CLASS			
	1070	2568	2570	1078
	A. M.	P. M.	P. M.	P. M.
Arrive				
TRENTON	\$ 11.43	\$ 6.37	\$ 7.21	\$ 8.22
BORDENTOWN (Atlantic Dist.)	11.81	\$ 6.25	\$ 7.09	8.10
Leave				
	‡DAILY EX. SUN.	‡DAILY EX. SAT. & SUN.	‡DAILY EX. SAT. & SUN.	●1078
	●1070	✠●2568	✠●2570	●1078
	Will not run Nov. 26, Dec. 25, Jan. 1, Feb. 22.	Will not run Nov. 26, Dec. 25, Jan. 1.	Will not run Nov. 26, Dec. 25, Jan. 1.	Will run Sunday and Nov. 26, Dec. 25, Jan. 1, Feb. 22.

STATIONS	FIRST CLASS SOUTHWARD		FIRST CLASS NORTHWARD	
	✠●2359 ‡DAILY EX. SAT. & SUN.		✠●2372 ‡DAILY EX. SAT. & SUN.	
	Leave A. M.		Arrive P. M.	
PHILLIPSBURG	\$ 5.52		\$ 6.58	
KENT	5.57		6.53	
HD	6.13		6.37	
MILFORD	\$ 6.22		\$ 6.29	
FRENCHTOWN	\$ 6.28		\$ 6.23	
BYRAM	\$ 6.41		\$ 6.10	
RK	6.44		6.06	
RAVEN ROCK	\$ 6.45		\$ 6.05	
STOCKTON	\$ 6.52		\$ 5.58	
LAMBERTVILLE	\$ 7.00		\$ 5.50	
MOORE	7.07		5.41	
WASH'N CROSSING	\$ 7.13		\$ 5.35	
WB	7.19		5.29	
WARREN ST., TRENTON.	\$ 7.27		\$ 5.21	
MG	7.28		5.20	
TRENTON	\$ 7.33		\$ 5.15	
	Arrive A. M.		Leave P. M.	
	2359		2372	
	Will not run Nov. 26, Dec. 25, Jan. 1, Feb. 22.		Will not run Nov. 26, Dec. 25, Jan. 1, Feb. 22.	

MONMOUTH JCT. TO SEA GIRT—SO. AMBOY JCT.

STATIONS	FIRST CLASS WESTWARD		FIRST CLASS EASTWARD	
	✠●805 ‡DAILY EX. SAT. & SUN.		✠●812 ‡DAILY EX. SAT. & SUN.	
	Leave A. M.		Arrive P. M.	
SO. AMBOY JCT.				
CO	Will not run Nov. 26, Dec. 25, Jan. 1, Feb. 22.		Will not run Nov. 26, Dec. 25, Jan. 1, Feb. 22.	
OLD BRIDGE				
SPOTSWOOD				
OUTCALT				
HELMETTA				
RED BANK	\$ 6.25		\$ 7.12	
LONG BRANCH	\$ 6.35		\$ 7.02	
SEA GIRT	\$ 7.03		\$ 6.34	
MANASQUAN	\$ 7.06		\$ 6.31	
ALLENWOOD	\$ 7.14		\$ 6.24	
FARMINGDALE	\$ 7.26		\$ 6.15	
HW	7.33			
FREEHOLD	\$ 7.39		\$ 6.01	
ENGLISHTOWN	\$ 7.52		\$ 5.51	
JAMESBURG	\$ 8.06		\$ 5.38	
MONMOUTH JCT.	\$ 8.17		\$ 5.30	
TRENTON	\$ 8.42		\$ 5.05	
	Arrive A. M.		Leave P. M.	
	805		812	

TICKET OFFICES OPEN FOR THE SALE OF TICKETS

Station	Monday to Friday	Saturday	Sunday
New York	Continuously	Continuously	Continuously
Hudson Terminal*	7.30 AM to 7.00 PM	Closed	Closed
Jersey City*	8.00 AM to 5.00 PM	Closed	Closed
Journal Square	Continuously	Continuously	Continuously
Harrison*	6.00 AM to 7.00 PM	Closed	Closed
Newark	Continuously	Continuously	Continuously
N. Elizabeth*	7.30 AM to 8.45 AM	Closed	Closed
Elizabeth	6.00 AM to 6.00 PM	7.45 AM to 6.00 PM	8.30 AM to 6.00 PM
Linden*	6.50 AM to 3.45 PM	7.30 AM to 3.45 PM	Closed
Rahway	6.30 AM to 2.30 PM	8.45 AM to 2.30 PM	11.30 AM to 7.30 PM
Woodbridge*	6.45 AM to 8.15 AM	Closed	Closed
Iselin*	6.30 AM to 8.15 AM	Closed	Closed
Metuchen	7.00 AM to 4.00 PM	7.30 AM to 3.30 PM	9.00 AM to 5.00 PM
New Brunswick	6.00 AM to 12.00 Mid.	6.00 AM to 12 Mid.	6.00 AM to 12 Mid.
Monmouth Jct.*	8.00 AM to 5.00 PM	Closed	Closed
Princeton Jct.*	7.30 AM to 2.00 PM	7.30 AM to 11.59 AM	Closed
Princeton	7.00 AM to 7.00 PM	7.00 AM to 7.00 PM	8.00 AM to 7.00 PM
Trenton	12.01 AM to 12.10 AM 6.00 AM to 11.59 PM	12.01 AM to 12.10 AM 6.00 AM to 11.59 PM	12.01 AM to 12.10 AM 6.00 AM to 11.59 PM
Levittown- Tullytown*	6.15 AM to 10.15 AM	Closed	Closed
Bristol*	7.00 AM to 4.00 PM	Closed	Closed
Cornwells Hgts*	10.00 AM to 5.00 PM	Closed	Closed
Torresdale*	7.30 AM to 8.45 AM	Closed	Closed
Sea Girt*	6.30 AM to 3.30 PM	Closed	Closed
Freehold*	7.30 AM to 8.30 AM	Closed	Closed
Jamesburg*	7.45 AM to 4.45 PM	Closed	Closed
Phillipsburg*	8.00 AM to 5.00 PM	Closed	Closed
Lambertville*	6.45 AM to 5.50 PM	Closed	Closed

* Closed: Thanksgiving — Nov. 26,
Christmas— Dec. 25,
New Years — Jan. 1,
Washington's Birthday — Feb. 22.

EXTRA STOPS—PASSENGER TRAINS

TRAIN No.	STOP AT	FOR
3706	Portal Block Station.....	Employees.
3810	Portal Block Station.....	Employees.
4241	Portal Block Station.....	Employees.
3740	Portal Block Station.....	Employees.
3767	Portal Block Station.....	Employees.
3789	Portal Block Station.....	Employees.
3810	Switch Leading to Engine Track, Meadows, East End Hudson Interlocking....	Employees.
3606		
3925		
275		
8109	Karny Block Station.....	Employees.
3115	Karny Block Station.....	Employees.
3121	Karny Block Station (Sunday only).....	Employees.
3127	Karny Block Station.....	Employees.
3409	Karny Block Station.....	Employees.
3133	Karny Block Station.....	Employees.
3411	Karny Block Station.....	Employees.
3135	Karny Block Station.....	Employees.
3137	Karny Block Station (Sun. and Hols.)....	Employees.
3225	Karny Block Station.....	Employees.
3245	Karny Block Station.....	Employees.
3311	Karny Block Station.....	Employees.
3493	Karny Block Station.....	Employees.
3315	Karny Block Station.....	Employees.
3131	Hudson Block Station.....	Employees.
3409	Hudson Block Station.....	Employees.
3137	Hudson Block Station.....	Employees.
3223	Hudson Block Station.....	Employees.
3229	Hudson Block Station.....	Employees.
3311	Hudson Block Station.....	Employees.
3493	Hudson Block Station.....	Employees.
3313	Hudson Block Station.....	Employees.
3495	Hudson Block Station.....	Employees.
3647	Hunter Block Station.....	Employees.
3607	Waverly Freight Station, Haynes Ave.....	Employees.
3731	Waverly Freight Station, Haynes Ave.....	Employees.

TRAINS WAIT FOR CONNECTIONS

	Train No.	Due to Leave	Will Wait 5 Minutes for Train No.	Due to Arrive	
Newark.....	3623	5.01 PM	3733	4.50 PM	
	3735	5.29 "	263	5.23 "	
	3837	5.40 "	735	5.30 "	
	3737	5.46 "	3627	5.35 "	
	3931	6.02 "	3631	5.55 "	
Rahway.....	3704	6.01 AM	3602	5.55 AM	
	3611	8.39 "	273	8.34 "	
	3774	12.40 PM	3626	12.35 PM	
	3617	2.42 "	3829	2.38 "	
	3621	5.00 "	3831	4.54 "	
	4252	5.20 "	4234	5.15 "	
	3637	6.57 "	3785	6.53 "	
	3641	9.49 "	3787	9.43 "	
	Trenton.....	3853	6.55 AM	253	6.38 AM
		2561	7.01 "	253	6.38 "
3857		7.35 "	131	7.31 "	
200		7.40 "	2359	7.33 "	
200		7.40 "	3850	7.34 "	
3818		7.53 "	2359	7.33 "	
201		8.00 "	2359	7.33 "	
111		8.59 "	805	8.42 "	
257		9.13 "	111	8.59 "	
207		9.37 "	273	9.30 "	
236		9.58 "	204	9.40 "	
273		10.02 "	207	9.37 "	
149		3.28 PM	3829	3.21 PM	
3836		4.07 "	132	3.36 "	
3838		4.42 "	218	4.38 "	
275		5.04 "	219	5.01 "	
812		5.05 "	218	4.38 "	
2372		5.15 "	142	4.50 "	
2372		5.15 "	219	5.01 "	
261		5.27 "	3833	5.13 "	
266		5.50 "	170	5.46 "	
4208		5.50 "	170	5.46 "	
242		5.51 "	170	5.46 "	
263		6.36 "	155	6.33 "	
222		6.50 "	2568	6.37 "	
3842		9.00 "	156	8.55 "	

	Train No.	Due to Leave	Will Wait 5 Minutes for Train No.	Due to Arrive
Princeton Junction.....	254	7.32 AM	4133	7.27 AM
	200	7.50 "	4135	7.47 "
	234	7.50 "	4135	7.47 "
	201	7.50 "	4135	7.47 "
	3818	8.03 "	4137	8.02 "
	255	8.10 "	4137	8.02 "
	805	8.27 "	4139	8.23 "
	3820	8.29 "	4139	8.23 "
	4202	8.50 "	4261	8.46 "
	256	8.55 "	4141	8.52 "
	257	8.59 "	4141	8.52 "
	273	9.20 "	4103	9.16 "
	280	9.43 "	4263	9.39 "
	204	9.50 "	4143	9.46 "
	236	10.08 "	4143	9.46 "
	3817	10.11 "	4145	10.09 "
	1073	10.34 "	4265	10.30 "
	1070	11.58 "	4147	11.54 "
	211	12.40 PM	4149	12.37 PM
	210	12.49 "	4149	12.37 "
	3827	1.13 "	4151	1.10 "
	122	1.15 "	4151	1.10 "
	212	1.49 "	4153	1.45 "
	1077	2.16 "	4155	2.13 "
	3829	3.11 "	4157	3.07 "
	238	3.11 "	4157	3.07 "
	132	3.46 "	4267	3.40 "
	217	3.55 "	4159	3.53 "
	264	4.17 "	4161	4.13 "
	3836	4.17 "	4161	4.13 "
	219	4.50 "	4163	4.46 "
	3838	4.52 "	4163	4.46 "
	812	5.20 "	4165	5.15 "
	3831	5.32 "	4107	5.27 "
	220	5.47 "	4167	5.43 "
	4208	6.00 "	4167	5.43 "
	266	6.01 "	4167	5.43 "
242	6.01 "	4109	5.57 "	
263	6.14 "	4169	6.10 "	
3835	6.15 "	4169	6.10 "	
155	6.23 "	4269	6.18 "	
3839	6.36 "	4171	6.33 "	
225	6.57 "	4173	6.53 "	
222	7.00 "	4173	6.53 "	
285	7.25 "	4271	7.22 "	
244	7.36 "	4111	7.32 "	
298	7.48 "	4273	7.44 "	
227	7.54 "	4273	7.44 "	
227	7.54 "	4175	7.51 "	
1078	8.36 "	4275	8.30 "	
284	8.51 "	4277	8.46 "	
287	8.54 "	4277	8.46 "	
3842	9.10 "	4177	9.06 "	
3841	9.40 "	4115	9.37 "	
141	9.55 "	4179	9.53 "	
282	10.05 "	4179	9.53 "	
158	10.35 "	4181	10.31 "	
161	11.10 "	4281	11.04 "	
231	11.29 "	4183	11.25 "	

	Train No.	Due to Leave	Will Wait 5 Minutes for Train No.	Due to Arrive
Princeton Junction.....	4134	7.34 AM	254	7.32 AM
	4136	7.51 "	200	7.50 "
	4136	7.51 "	234	7.50 "
	4136	7.51 "	201	7.50 "
	4138	8.10 "	3818	8.03 "
	4138	8.10 "	255	8.10 "
	4140	8.31 "	805	8.27 "
	4140	8.31 "	3820	8.29 "
	4262	8.53 "	4202	8.50 "
	4142	9.00 "	256	8.55 "
	4142	9.00 "	257	8.59 "
	4104	9.20 "	273	9.20 "
	4264	9.47 "	280	9.43 "
	4144	9.54 "	204	9.50 "
	4146	10.11 "	3817	10.11 "
	4266	10.34 "	1073	10.34 "
	4148	12.01 PM	1070	11.58 "
	4150	12.51 "	211	12.40 PM
	4150	12.51 "	210	12.49 "
	4152	1.17 "	3827	1.13 "
	4152	1.17 "	122	1.15 "
	4154	1.52 "	212	1.49 "
	4156	2.17 "	1077	2.16 "
	4158	3.15 "	238	3.11 "
	4158	3.15 "	3829	3.11 "
	4160	3.55 "	132	3.46 "
	4160	3.55 "	217	3.55 "
	4162	4.20 "	264	4.17 "
	4162	4.20 "	3836	4.17 "
	4164	4.55 "	4205	4.40 "
	4164	4.55 "	219	4.50 "
	4164	4.55 "	3838	4.52 "
	4166	5.23 "	812	5.20 "
	4108	5.32 "	3831	5.32 "
	4168	5.50 "	220	5.47 "
	4170	6.15 "	266	6.01 "
	4170	6.15 "	263	6.14 "
	4170	6.15 "	3835	6.15 "
	4110	6.04 "	242	6.01 "
	4270	6.25 "	155	6.23 "
	4172	6.36 "	3839	6.36 "
	4174	7.02 "	225	6.57 "
	4174	7.02 "	222	7.00 "
	4272	7.25 "	285	7.25 "
	4112	7.38 "	244	7.36 "
	4176	7.54 "	298	7.48 "
	4176	7.54 "	227	7.54 "
	4278	8.54 "	1078	8.36 "
	4278	8.54 "	284	8.51 "
	4278	8.54 "	287	8.54 "
	4178	9.13 "	3842	9.10 "
	4116	9.40 "	3841	9.40 "
	4180	9.55 "	141	9.55 "
	4280	10.09 "	141	9.55 "
	4280	10.09 "	282	10.05 "
	4182	10.38 "	158	10.35 "
	4282	11.10 "	161	11.10 "
	4184	11.29 "	231	11.29 "

U. S. MAIL WORK EASTWARD

STATIONS	122								
Bristol.....	C D†

WESTWARD

STATIONS	253	261	275						
Edison.....	CD	CD
Plainsboro.....	D	CD	CD

C—Mail caught from crane only. *—Sunday only.
D—Mail delivered only. †—Mail not delivered Sunday.
C D—Mail caught and delivered. ‡—Except Saturday
E—Train stops, Mail received or delivered, or both.

Letters and characters as used on this page have no reference to their application as provided in Special Instruction 1004-A or 1004-B1. Speed must be reduced to effect safe delivery and receipt of mail when necessary.

EXPRESS TRAINS

PASSENGER EXTRA
The time shown conveys no time table authority

WESTWARD

STATIONS	M-253			
	‡DAILY EX. SUN. & MON.			
Leave	A. M.			
NEW YORK.....	E	4.00		
NEWARK.....				
NEWARK (So. Broad St.)	E	4.20		
Arrive	A. M.			
	M-253			

M-253 will not run Nov. 27, Dec. 26, Jan. 2, Feb. 23.

EASTWARD

STATIONS	M-162	M-174	M-172
	A. M.	P. M.	P. M.
NEW YORK.....	E 5.10	E 2.55	E 9.40
NEWARK.....			
NEWARK (So. Broad St.)	E 4.50	E 2.30	E 9.15
Leave	A. M.	P. M.	P. M.
	‡DAILY EX. SUN. & MON.	‡DAILY EX. SAT. & SUN.	‡DAILY EX. SAT. & SUN.
	M-162	M-174	M-172

M-162 will not run Nov. 27, Dec. 26, Jan. 2, Feb. 23.

M-172 and M-174 will not run Nov. 26, Dec. 25, Jan. 1, Feb. 22.

ARRANGED FREIGHT TRAIN SERVICE — WESTWARD

The Time Shown Conveys No Time Table Authority

STATIONS Note Leave	A-1 (2) A. M.	PG-11 (1) A. M.	BL-5 (1) A. M.	BL-1 (1) A. M.	SE-1 (4) A. M.	P-1 (3) A. M.	MD-1 (6) A. M.	WC-15 (1) P. M.	A-31 (3) P. M.	MRR-1 (4) P. M.	MD-13 (1) P. M.	NIC-1 (6) P. M.	SWC-1 (1) P. M.	LCL-1 (2-X) P. M.	LCL-9 (2-X) P. M.	A-5 (8) P. M.	P-3 (1) P. M.
	Harsinus Cove.....					10.00	10.15	10.30							8.30	8.30	8.45
Meadows.....		12.30			11.15	10.15	10.30				6.30		7.00			10.30	9.30
Greenville.....					11.45	11.15	11.45	3.30			7.30	8.00	8.30	9.30			
Waverly.....		2.15			12.30												
Linden.....					1.15												
Metuchen County.....																	
South Amboy.....	12.30									6.30		9.45					
Phillipsburg.....			6.30														
Fair.....							2.45	6.00									
Morrisville.....	2.30	3.45		11.00		2.45	7.30	6.00								1.15	
Bordentown.....								6.45									
MA.....		5.15			1.30	3.00		7.45		10.30			10.15	11.00			11.15
Holmes.....							3.30				9.30				10.00		
Arrive	A. M.	A. M.	A. M.	A. M.	P. M.	P. M.	P. M.	P. M.	P. M.	P. M.	P. M.	P. M.	P. M.	P. M.	P. M.	A. M.	P. M.

NOTE:

- 1—Daily Except Sunday
- 2—Daily Except Monday
- 3—Daily Except Tuesday
- 4—As Required.

5—Operates Tuesday, Thursday & Sunday

6—Daily Except Thursday.

7—Daily Except Saturday, Sunday & Monday.

8—Daily Except Saturday.

X—LCL-1 operates via Philadelphia and picks up on Saturday.
LCL-1-3-6, TT-1-3, P-5 — Will not operate on seven recognized holidays.

ARRANGED FREIGHT TRAIN SERVICE — CONTINUED — WESTWARD

The Time Shown Conveys No Time Table Authority

STATIONS Note Leave	CS-1 (1) P. M.	TT-3 (7-X) P. M.	2-LCL-1 (4) P. M.	LCL-3 (2-X) P. M.	N-21 (2) P. M.	NWC-1 (1) P. M.	N-3 (3) P. M.	N-13 (1) P. M.	P-5 (2X) P. M.	TT-1 (2-X) P. M.	ET-1 (1) P. M.	MD-7 (1) P. M.
	Harsinus Cove.....	9.55	9.45	10.00	10.15	10.30	10.30	11.30	11.30	11.80	11.69	
Meadows.....		10.45				11.45	1.00	1.30	12.45			11.59
Greenville.....												2.00
Waverly.....												
Linden.....												
Metuchen County.....								4.00				
South Amboy.....											11.15	
Phillipsburg.....												
Fair.....					3.45		3.15	4.45			2.45	6.45
Morrisville.....												
Bordentown.....												
MA.....	12.01		11.45	12.45		1.30	4.00		2.45		3.15	
Holmes.....	11.55				4.30					1.40		6.30
Arrive	P. M.	A. M.	P. M.	A. M.	A. M.	A. M.	A. M.	A. M.	A. M.	A. M.	A. M.	A. M.

NOTE:

- 1—Daily Except Sunday.
- 2—Daily Except Monday.
- 3—Daily Except Tuesday.
- 4—As Required.

5—Operates Tuesday, Thursday & Sunday

6—Daily Except Thursday.

7—Daily Except Saturday, Sunday & Monday.

8—Daily Except Saturday.

X—LCL-1 operates via Philadelphia and picks up on Saturday.
LCL-1-3-6, TT-1-3, P-5 — Will not operate on seven recognized holidays.

ARRANGED FREIGHT TRAIN SERVICE — EASTWARD

The Time Shown Conveys No Time Table Authority

STATIONS	TT-2 (5X) A. M.	N-28 (4) A. M.	BNY-16 (1) A. M.	LCL-2 (5X) A. M.	P-14 (1) A. M.	N-8 (2) A. M.	NF-6 (6X) A. M.	NJC-2 (7) A. M.	BL-6 (1) A. M.	A-6 (2) A. M.	TT-4 (5) A. M.	A-2 (2) A. M.	ET-2 (1) A. M.	CG-8 (1) A. M.	MD-16 (1) A. M.	CIN-2 (1) A. M.	MD-6 (1) A. M.
Harsimus Cove				5.15		7.00	4.15				7.30			10.30			
Meadows	2.00	4.30	4.45	5.30						7.45				7.00	8.30		10.00
Greenville	1.35	3.45	4.15	4.00		6.00	3.25	4.00		7.00	6.20			6.30	7.30		8.30
Waverly			3.00												6.30		7.30
Linden			2.00														6.30
Metuchen																	
County																	
South Amboy							3.15					7.00	7.30				
Phillipsburg									8.30								
Millham				2.30								5.00	5.45				
Morrisville		1.00								4.30							
Bordentown				2.00													
MA																	
Holmes	12.15	12.30	12.45	2.20		2.30	1.55		3.15		4.35			5.15	5.30		8.15
Leave	A. M.	A. M.	A. M.	A. M.	A. M.	A. M.	A. M.	A. M.	A. M.	A. M.	A. M.	A. M.	A. M.	A. M.	A. M.	A. M.	A. M.

NOTE:
1—Daily
2—Daily Except Sunday.

3—Daily Except Wednesday,
4—Daily Except Monday.

5—Daily Except Tuesday,
6—Operates Wednesday, Thursday
& Friday.

7—Operates Monday,
Wednesday, & Friday
8—Operates Tuesday
& Thursday.

X—LCL-2, NF-6, TT-2—Will not
operate second day following
seven recognized holidays.

ARRANGED FREIGHT TRAIN SERVICE — CONTINUED — EASTWARD

The Time Shown Conveys No Time Table Authority

STATIONS	CS-8 (1) A. M.	MD-12 (1) P. M.	HA-2 (1) P. M.	BL-2 (1) P. M.	PNE-2 (1) P. M.	CNY-2 (1) P. M.	A-30 (4) P. M.	SW-10 (4) P. M.	MD-18 (1) P. M.	NY-4 (1) A. M.	N-12 (1) A. M.	NF-4 (8) A. M.	FW-8 (1) A. M.	CG-2 (1) A. M.	BL-34 (1) A. M.	
Harsimus Cove										1.30	1.30	12.40	1.45			
Meadows		1.45								12.15	3.00					
Greenville	10.30	1.00		6.45	6.30	5.30	11.00	11.30	10.10	11.15	2.00	11.50	12.45	2.00		
Waverly		12.15														
Linden																
Metuchen																
County																
South Amboy			7.00							9.45	1.00					
Phillipsburg				5.15												
Millham																
Morrisville				3.15			4.45	8.10							12.15	
Bordentown							4.00									
MA	8.30		3.00		3.45	4.10		7.40		8.45						
Holmes		10.30							8.30							
Leave	A. M.	A. M.	P. M.	P. M.	P. M.	P. M.	P. M.	P. M.	P. M.	P. M.	P. M.	P. M.	P. M.	P. M.	P. M.	P. M.

NOTE:
1—Daily
2—Daily Except Sunday.

3—Daily Except Tuesday,
4—Operates Wednesday, Thursday
& Friday.

5—Daily Except Tuesday,
6—Operates Wednesday, Thursday
& Friday.

7—Operates Monday,
Wednesday, & Friday.
8—Operates Tuesday
& Thursday.

X—LCL-2, NF-6, TT-2—Will not
operate second day following
seven recognized holidays.

SPECIAL INSTRUCTIONS

GENERAL RULES

Uniforms

100J-1A. Designated uniformed employees must wear the standard uniform November 1st to April 30th, both inclusive.

The uniform designated for summer use only, or standard mohair coats, may be worn May 1st to October 31st, both inclusive.

Passenger trainmen in Suburban Commuter Service may perform their duties without uniform coats and vests during the period May 15th to September 15th, both dates inclusive. They must wear a clean plain white broadcloth shirt with long sleeves, a black four-in-hand tie and a black belt. Paraphernalia must be carried in such a manner as to assure a neat appearance at all times.

This will not apply to train personnel in through passenger service. Coats must be buttoned except when trainmen are actually engaged in lifting transportation.

Tunnel Alarm System

100L-1A. Tunnel alarm system consists of alarm boxes, indicated by blue light, located not more than 800 feet apart on opposite bench walls to signals which govern movements with current of traffic, and are connected to indicators in offices of Power Director as well as Sub-Stations and Interlocking Stations controlling operation of trains in respective tunnels, where each series of alarm boxes is located.

Each box is numbered and contains two levers, one BLUE and one RED. Blue lever is marked POWER and when pulled trips circuit breakers controlling Third Rail Section adjacent to box, thus cutting off power, and at same time sending in two alarms to connected indicators. Red lever is marked FIRE and when pulled performs same function as power lever, but sends in two additional alarms.

Appliances belonging to this system must not be tampered with, and must be used only in an emergency which makes it necessary for preservation of life or property to remove energy from Third Rail.

Person who pulls lever must at once telephone circumstances to Train Director, at A.

Employees charged with movement of trains, maintenance of or repair to track or signals, or engaged in any kind of work in tunnels, must familiarize themselves with location and use of tunnel alarm boxes.

When Power Director, New York, receives indication from box of tunnel alarm system, he must notify Train Director, at A, who will arrange for holding all trains out of tunnel involved.

100L-1B. Tunnel alarm bells, located at various automatic signals which govern movement with current of traffic in East River Tunnels, are so connected that when power leaves Third Rail of section in advance of signal, signal will display its most restrictive indication and alarm bell will ring until power is restored. Train must not pass signal while alarm bell is ringing without authority from Train Director, at A.

Tunnel Flood Gates

100L-1C. Gates have been installed at the Tenth Avenue Portals of the North River Tunnels and at the Sixth Avenue Portals of the East River Tunnels. These gates can be closed to confine water to each individual tunnel in case of breakage or damage to the tunnel.

The Train Director at A must be notified immediately of any damage or water in tunnels that would interfere with the safe passage of trains, and will arrange for the closing of gate or gates when necessary.

Fire in Tunnels

100L-1D. In event of fire or serious flashing on trains in East or North River Tunnels every effort must be made to get train out

of tunnel as quickly as possible. Engineman must be notified at once but train must not be stopped unless there is reason to believe that derailment or personal injury may otherwise result.

Trainmen must close all doors, windows and ventilators as quickly as possible.

If fire should occur in interior of any car or threaten to communicate to it, passengers must be removed from this car to an adjacent car as quickly as possible but no more doors must be opened than necessary to make expeditious transfer.

After this is done, fire extinguishers may be used to put out fire; but employees are cautioned to use only sufficient liquid necessary to extinguish fire, to reduce to greatest possible extent fumes given off when this liquid comes in contact with fire, thus insuring least amount of inconvenience and discomfort to passengers.

In event of electrical trouble, Engineman must be at once advised and his instructions carried out.

In case Engineman discovers fire of any magnitude on roadway in East or North River Tunnels, he must attempt to stop train within reasonable distance before reaching fire in order that smoke or fumes may not reach train. If it is found to be impossible to stop train before reaching fire, train should proceed until it has passed beyond fire, provided that condition of track is such that it is safe to proceed. Should train be stopped by an emergency application close to or over fire, train must be started as quickly as possible and moved to a safe distance beyond fire.

Tunnel Emergency Exits

100L-1E. Emergency exits are provided in East and North River Tunnels at following locations:

North River Tunnels			
Track	Type	Location	Side with Current of Traffic
1	Stairs	Weehawken Shaft	North Bench Wall (Left Side)
1	Stairs	11th Avenue Shaft	Bench Walls, Both Sides
1	Ladder	10th Avenue Portal	South Side of Gate (Right Side)
2	Ladder	10th Avenue Portal	North Side of Gate (Right Side)
2	Stairs	11th Avenue Shaft	Bench Walls, Both Sides
2	Stairs	Weehawken Shaft	South Bench Wall (Left Side)
East River Tunnels			
1	Stairs	1st Avenue Shaft	South Bench Wall (Right Side)
1	Stairs	Long Island City Shaft	South Bench Wall (Right Side)
1	Stairs	Long Island City Portal	South Bench Wall (Right Side)
2	Stairs	Long Island City Portal	Both Bench Walls
2	Stairs	Long Island City Shaft	Both Bench Walls
2	Stairs	1st Avenue Shaft	Both Bench Walls
2	Stairs	1st Avenue Shaft	South Bench Wall (Right Side)
2	Stairs	Long Island City Shaft	South Bench Wall (Right Side)
2	Stairs	Long Island City Portal	North Bench Wall (Left Side)
4	Stairs	Long Island City Portal	Both Bench Walls
4	Stairs	Long Island City Shaft	Both Bench Walls
4	Stairs	1st Avenue Shaft	Both Bench Walls

In the event of accident or irregularity occurring to tunnel or train which would endanger safety of passengers or train, immediate action must be taken to get passengers to place of safety. If train cannot be moved, passengers should be escorted to an exit.

100R-2A. Medical Officers and Surgeons		
LOCATION	NAME AND ADDRESS	TELEPHONE NUMBER
Sunnyside.....	H. Kass, Building No. 6.....	PEнна 6-6000, Extension 3062.
Long Island City	Wm. J. Lavelle, 30-52 Crescent St.....	STillwell 4-0686 or AStoria 8-0426
New York.....	A. W. Hoover Regional Medical Officer, Pennsylvania Station.....	PEнна. 6-6000. Extension 2451.
	P. H. Curran, District Medical, Officer, Pennsylvania Station.....	PEнна. 6-6000. Extension 2451.
Jersey City.....	Geo. J. Brick, 43 Cottage St.....	OLdfield 3-4138
	R. G. Rhoner, Christ Hospital.....	OLdfield 3-1220.
Hoboken.....	Charles E. Woltmann, 805 Garden St.....	HOboken 3-6532.
Newark.....	Henry Reich, 89 Lincoln Park.....	MArket 3-3568.
	Myron S. Denholts, 12 Porter Place.....	WAverly 3-1737.
	R. G. Rohoner, St. James Hospital...	MArket 2-6437.
Elizabeth.....	H. Irving Dunn, 610 Salem Ave., Elizabeth.	ELizabeth 2-5406.
	Edward J. Gonczy, 900 Westminster Ave., Hillside	ELizabeth 3-2193.
Rahway.....	Wm. M. Golden, 236 W. Milton Ave...	RAhway 7-1754
Perth Amboy....	William Pollen, 535 New Brunswick Ave.	VAley 6-9150.
Ocean Grove....	Theo. Schlossbach, 94 S. Main St.....	PRospect 5-7657.
Spring Lake.....	Wm. J. D'Elia, 57 Pitney Road.....	GIbson 9-5881.
Metuchen.....	J. D. Witmer, 456 Middlesex Ave...	LIberty 9-1573.
New Brunswick..	Wm. George Kuhn, 251 Powers St.	CHarter 9-1300-01.
Trenton.....	David D. Feinberg, Trenton Pass. Sta....	EXport 2-4161, Extension 63.
	C. W. Carroll, 125 Center Street.....	EXport 2-5444.
	R. B. Ernest, 240 W. State St.....	EXport 3-4009.
Morrisville.....	V. B. Ellin, 100 Union Street.....	MOrrisville 7682.
Levittown- Tullytown....	Frederick E. Stiepan, 44 Sweetbriar Lane...	WIndor 6-1333.
Bristol.....	Thomas F. Fanning, 725 Radcliffe St.....	BRistol 8-3837.
Jamesburg.....	J. W. McKinstry, Railroad Ave....	JAmesburg 1-0141 or 1-0161.
Lambertville....	Lloyd A. Hamilton, 46 York Street.....	EXport 7-0125.
Phillipsburg....	Paul F. Drake, 85 Summit Ave.....	PHillipsburg 5-3101.
Easton.....	Robert S. Stein, 22d and Lehigh Sts.	EAston 2-2681.
Bordentown....	Robert E. Sievers, 15 Walnut St.....	BOrdentown 14.

100R-3A. Locations of Hospitals.		
LOCATION	NAME AND ADDRESS	TELEPHONE NUMBER
Long Island City	St. Johns— 12th St. & Jackson Ave.	STillwell 4-8800.
New York.....	Beekman Downtown Hospital— 170 William Street..	BEekman 3-5300.
	New York Hospital— 525 E. 68th Street....	TRafalgar 9-9000.
	French— 324 West 30th St.....	LAckawanna 4-3060.
	St. Lukes— 113th St. and Morningside Dr....	UNiversity 5-3000.
	University— 20th St. and 2nd Ave.	GRameroy 7-2000.
Jersey City.....	City—Baldwin Ave.....	HEnderson 3-7000.
	St. Francis— East Hamilton Place..	OLdfield 3-1050.
	Christ Hospital— 176 Palisade Ave.....	OLdfield 3-1220
Newark.....	Beth-Israel— 201 Lyons Ave.....	WAverly 3-6000.
	St. James— 142 Jefferson Ave.....	MArket 2-6437.
Elizabeth.....	Elizabeth General— 925 East Jersey St....	ELizabeth 2-3400.
Rahway.....	Rahway—Jefferson Ave.	FULTon 1-4200.
Perth Amboy....	Perth Amboy General— 530 New Brunswick Ave.	HILLcrest 2-3700.
South Amboy....	South Amboy— Bordentown Ave.....	SO. Amboy 1-1000.
New Brunswick..	Middlesex General— Somerset St.....	KILmer 5-8200.
	St. Peters—Easton Ave.	CHarter 7-1212.
Trenton.....	St. Francis— Hamilton Ave. and Chambers St.....	EXport 6-7676.
	Mercer— 446 Bellevue Ave.....	EXport 6-8241.
	Orthopaedic— 177 Brunswick Ave...	EXport 2-4197.
Bristol.....	Lower Bucks County— Bath Rd., Bristol Township...	STillwell 8-7801.
Phillipsburg....	Warren— Wilbur Ave.....	PHillipsburg 5-1131.
	Easton— 20th and Lehigh Sts. (Easton, Pa.).....	EAston 6221.

100R-4A. First-Aid Boxes and Stretchers**First-Aid Boxes, location of:**

- Passenger, baggage, mail and cabin cars.
- Passenger and freight stations.
- Yard offices and car inspectors offices.
- Suitable places in larger yards.
- Engine-houses and M of E shops.
- Power plants and substations.
- Block and interlocking stations.
- Tool houses and camp cars.
- Wreck trains, wire trains, wreck trucks, wire trucks and track cars.
- Where prescribed by State Law.

Stretchers, location of:

- Baggage and combined cars.
- All passenger trains except MU trains.
- Passenger stations and block stations in electrified territory.
- Engine-houses and M of E shops.
- Yard offices.
- Wreck trains, wire trains and wire trucks.

OPERATING RULES**STANDARD TIME**

1001-A1. Eastern Standard Time applies on this Region.

TIME-TABLES**Letters and Characters**

1004-A. The following letters and characters in schedules indicate:

- S**—Regular stop.
- F**—Stop on signal to receive or discharge passengers.
- A**—Stop on signal to receive passengers.
- B**—Stop on signal to discharge passengers.
- C**—Regular stop to receive passengers.
- D**—Regular stop to discharge passengers.
- E**—Regular stop for express, mail or newspapers.
- G**—Regular stop, Saturday only.
- H**—Regular stop, Saturday only, to receive passengers.
- J**—Regular stop, Saturday only, to discharge passengers.
- K**—Regular stop, Sunday only.
- L**—Stop on signal, Sunday only, to receive or discharge passengers.
- M**—Regular stop daily except Saturday and Sunday.
- N**—Regular stop daily except Sunday.
- No baggage service.
- ⊕—No baggage service Sunday.
- †—Passenger train—rail motor car.
- ◇—Passenger train—no train baggageman.
- ‡—Will not run on specified dates shown on schedule pages.
- #—Train may leave at scheduled arriving time when station work is completed.

1004-B1.

- P**—Regular stop to receive or discharge passengers to or from south of Washington.
- R**—Regular stop Sunday and Nov. 26, Dec. 25, Jan. 1, Feb. 22.
- Q**—Regular stop Saturday, Sunday and Nov. 26, Dec. 25, Jan. 1, Feb. 22.
- T**—Regular stop to receive or discharge passengers to or from south or west of Philadelphia.
- U**—Regular stop to receive or discharge passengers to or from west of Pittsburgh.
- Z**—Regular stop to change engines.
- MU**—Multiple Unit operation.

1004-C1. Time Tables of Long Island Railroad and New York, New Haven and Hartford Railroad are authority for movement of their regular trains, subject to rules of Pennsylvania Railroad and Special Instructions of New York Region, between New York and Harold.

SIGNALS

1007-A1. Head Trainman (Train Baggage man where no Head Trainman is assigned, or Conductor when train crew consists of less than three (3) men, and Conductors of H. & M. R. R. Trains) must place a red flag and red light in head car of MU trains, also trains hauled by railmotor cars or other self-propelled cars of similar type, for use as prescribed by Rule 7.

ENGINE WHISTLE SIGNALS

1014(r)-A1. Rule 14(r) will apply:

When stops are to be made for change of engines, water, or other attention to mechanical defects. Operator will notify train dispatcher promptly.

1014(dc)-A2. Rule 14(dc) will apply:

Track	Between	And
No. 0.....	Edison.....	Lincoln
No. 2.....	Hunter.....	Hudson
No. 3.....	C.....	Harold
A.....	Union.....	Elmora

1014(ec)-A3. Rule 14(ec) will apply:

Track	Between	And
No. 2.....	Harold.....	JO
No. 3.....	Hudson.....	Hunter
B.....	Elmora.....	Union

1014(l)-A4. Engine whistle on H. & M. R. R. trains must be sounded at R signs.

1014(l)-A5. Portable whistle post (yellow disc with black letter W) will be placed to the right side of the track approximately 1250 feet in advance of the point where trackmen are working in the territory shown: Rules 14(l) and 14(q) will apply when portable whistle post is displayed.

Trenton Branch
Running tracks between
Millham and Coalport
Jamesburg Branch
Amboy Branch
Passaic and Harsimus Branch
Greenville Branch
Belvidere Delaware Branch

Running Track
Coalport-Hamilton Ave
Arsenal Track
Bordentown Branch
Enterprise Track
Flemington Track
Millstone Track
Rocky Hill Track
Freehold Branch

COMMUNICATING SIGNALS

1016(a)-A1. On H. & M. R. R. trains, when LIGHT communicating signal system fails, BELL communicating signal system must be used. When train does not start within a reasonable time after doors have been closed, signal of two bells originated by Rear Brakeman must be transmitted ahead in proper succession to Conductor, who must personally inform Engineman to accept BELL instead of LIGHT communicating signals.

TRAIN SIGNALS

1019-A. Night signals will be displayed on rear of trains while passing through tunnels.

1019-A1. Night signals must be displayed by day as well as by night in New York Pennsylvania Station area.

1019-A2. Trains of foreign railroads may display train signals as required by the operating rules of their respective railroads when on this Region.

USE OF SIGNALS

1030-A1. In the application of Rule 30, engines not equipped with engine bell will sound engine whistle as provided in Rule 14(p) when passing a train standing on an adjacent track.

Ring of engine bell may be omitted when running through tunnels.

Fusees and Torpedoes

1035-B1. On account of fire hazard lighted fusees must not be displayed on open deck bridges or trestles, or between east portals of East River tunnels and west portals of North River tunnels unless necessary to prevent an accident.

1035-B2. Torpedoes must not be used between east portals of East River Tunnels and west portals of North River Tunnels or on movable bridges.

1035-C1. Minimum number of fusees and torpedoes which must be carried as part of equipment in services indicated:

	Fusees	Torpedoes
Passenger Service.....	10	20
Freight Service.....	12	24
Engines.....	3	6
Track Cars.....	4	8
Crossing Watchmen.....	3	None
Detector Cars and Burro Cranes.....	6	12

NOTE—In event that the supply becomes depleted during a trip, proper advance information must be given in order that the supply may be replenished at convenient points.

SUPERIORITY OF TRAINS

1072-A1. Eastward and Northward trains are superior by direction to trains of the same class in the opposite direction, unless otherwise provided by train order.

1072-A2. A delayed regular train is superior by direction to an opposing regular train that is to be run by the same engine crew and train crew.

GENERAL ORDERS

Bulletin Boards, Employees' Registers, Standard Clocks.

1075-A1. Location of Bulletin Boards where General Orders of this region, other regions and other railroads are Posted and delivered. Locations of this region of Employee's Registers and Standard clocks.

Bulletin Board	Employee's Register	Standard Clock	Location	Other Regions or Railroads
X	X	X	Sunnyside—Crew Dispatcher's Office	N.Y. & L.B.R.R. P.R.S.L. (Atlantic District). Philadelphia. Chesapeake. Washington Terminal.
X	X	X	New York—Crew Dispatcher's Office	L.V.R.R. N.Y. & L.B.R.R. P.R.S.L. (Atlantic District). Philadelphia. Chesapeake. Washington Terminal.
X	X	X	New York—37th St. Freight Station
X	X	X	Jersey City—Jacy Block and Interlocking Station	N.Y. & L.B.R.R. P.R.S.L. (Atlantic District).
X	X	X	Jersey City—Henderson St. Yard Office	Philadelphia. Chesapeake. Washington Terminal.
X	X	X	Jersey City—Green St. Yard Office
X	X	X	Newark — Crew Dispatcher's Office
X	X	X	Meadows—No. 1 Yard Office..	N.Y. & L.B.R.R. P.R.S.L. (Atlantic District). Philadelphia. Chesapeake. Washington Terminal. L.V.R.R. (Nat'l Dock R.R.) New York Central R.R. (River Div.)
X	X	X	Meadows—Produce Yard Office	New York Central R.R. (River Div.)
X	X	X	Meadows—Hump Class Office	L.V.R.R. (Nat'l Dock)
X	X	X	Waverly—Yard Office—WA-4..	N.Y. & L.B.R.R.
X	X	X	Waverly—WA-5.....

Bulletin Board	Employee's Register	Standard Clock	Location	Other Regions or Railroads
X	X	X	Greenville—Yard Master's Office	N.Y. & L.B.R.R. P.R.S.L. (Atlantic District). Philadelphia. Chesapeake. Washington Terminal.
X	X	X	Greenville—Westbound Hump Yard Office
X	X	X	Linden—Stiles St. Yard Office
X	X	X	South Amboy—Yard Office	N.Y. & L.B.R.R. P.R.S.L. (Atlantic District). Philadelphia. Chesapeake.
X	X	X	Metuchen—Yard Office, Ford Yard
X	X	X	County—Yard Office	N.Y. & L.B.R.R.
X	X		Princeton—Conductor's Room
X	X	X	Trenton—Yard Office, East End Barracks Yard	N.Y. & L.B.R.R. P.R.S.L. (Atlantic District). Philadelphia. Chesapeake. Washington Terminal.
X	X	X	Trenton—Switchman's Office, West End Barracks Yard
X	X	X	Trenton—Yard Master's Office, Coalport	N.Y. & L.B.R.R. P.R.S.L. (Atlantic District). Philadelphia. Chesapeake. Washington Terminal.
X	X	X	Trenton — Crew Dispatcher's Office, Passenger Station
X	X	X	Morrisville—Hump Office	N.Y. & L.B.R.R. P.R.S.L. (Atlantic District).
X	X	X	Morrisville—Yard Office, East end "A" Yard	Philadelphia. Chesapeake. Washington Terminal.
X	X	X	Morrisville—Engine House
X	X	X	Phillipsburg—Yard Office	Philadelphia. Chesapeake.
X			HUDSON & MANHATTAN R. R. Hudson Terminal—No. 4 platform	New York.
X			WASHINGTON TERMINAL R. R. P.R.R. Crew Dispatchers Office, Second Floor, Sta. Bldg.	New York.
X			Enginehouse

Bulletin Board	Employee's Register	Standard Clock	Location	Other Regions or Railroads
X			NEW YORK & LONG BRANCH R. R. Red Bank—Interlocking Station Bay Head Jct.—Yard Office	New York.
X			PENNSYLVANIA-READING SEASHORE LINES Atlantic City—Station Master's Office Enginehouse Foreman's Office	New York.
X			LEHIGH VALLEY R. R. Jersey City, N. J.—Main Office Oak Island, N. J.—Enginehouse Easton, Pa.—Passenger Station South Easton, Pa.—Engine- house Lehigh, Pa. Passenger Sta. and Crew Dispatcher's Office Wilkes-Barre, Pa.—Passenger Sta. and Yard Office Coxton, Pa.—Gen'l Yard Office Sayre, Pa.—Passenger Sta. Buffalo, N. Y.—Train Dis- patcher's Office Suspension Bridge, N.Y.—Yard Office	New York.
X			NEW YORK CENTRAL R. R. (RIVER DIV.) Weehawken—General Yard Master's Office	New York.
X			CENTRAL RAILROAD OF N. J. Enginehouse Foreman's Office —Phillipsburg PU Tower—Phillipsburg Enginehouse Foreman's Office —Bethlehem Terminal Train Master's Office —Allentown	New York.

NOTE.—X indicates in service.

Standard Clocks

1075-A3. Standard Clocks At Other Points:
Block Stations.
Interlocking Stations.
New York—Train Dispatcher's Office.
Newark —Station Master's Office.

General Order Zones

1075-A4. General order zones of this region are as follows:

Zone	Main Line	Branches	Secondary Tracks
A	Between: Harold and A inclusive		
B	Between: A exclusive and Lane in- clusive	Jersey City Passaic and Harsimus Greenville	
C	Between: Lane exclu- sive and Re- gion Post (Phila. Region)	Perth Amboy and Woodbridge Princeton Trenton	
D		Jamesburg Freehold	
E		Amboy Bordentown	Amboy
F		Belvidere-Delaware	

Note: Each Zone also includes connecting secondary tracks and yards in its respective territory.

Qualifications of Conductor or Engineman

1075-A5a. An engineman who has not made a trip in Road Service, as such, within a period of six (6) months over the portion of railroad on which he is expected to operate within the State of New Jersey must not be used on such portion of the road until he has been re-examined and qualified by the proper officer.

A fireman must not operate an engine in the State of New Jersey unless he is a promoted engineman and has qualified on the physical characteristics of the portion of the road to be used in the same manner as prescribed for an engineman. (This paragraph will not apply to engine crews assigned to yard engines while working within confines of yards).

1075-A5b. If absent from all railroad duty for thirty (30) days or more conductors, enginemen, firemen and trainmen reporting to operate a train in road service in or through the State of New Jersey must notify the bulletin board supervisor of such absence. The bulletin board supervisor will examine the employe so reporting to ascertain the employe's knowledge and understanding of any General Orders or changes in the operating rules which may have been issued during his absence. The result of this examination will be shown on C.T. 1515 which will also show the signature of both the employe and the examiner and will be forwarded to the Superintendent Transportation.

If the employe does not qualify or reports at a point where a bulletin board supervisor is not on duty, the employe must communicate with the Superintendent Transportation (Train Dispatcher) for further instructions. If qualified by the Train Dispatcher the C.T. 1515 will be prepared and signed by the latter.

1075-A6. Passenger crews, unless otherwise instructed, must report ready for duty not later than the number of minutes prior to scheduled leaving time of assigned train as shown at following points:			Number of minutes required to report prior to leaving time			
			Passenger Engine Crews			
LOCATION	SERVICE	Note	Diesel Engines	Electric Engines	MU Trains	Passenger Trains
Sunnyside Yard...	Trains from Sunnyside Yard.	1	105	105	30	
Sunnyside Yard...	Trains from P. X. T.		105	105	30	
Sunnyside Yard...	Trains from New York	1	105	105		
Sunnyside Yard...	Trains from Jersey City	3	105	105		
New York				20	30	
New York	L. I. R. R. (MU)			15	20	
New York	N. Y., N. H. & H. R. R.	2	40	40	10	
Jersey City			30	20	20	
Meadows	Trains from Jersey City	3	90	90		
Meadows	Trains from Hudson	4	75	75		
Newark	H. & M. R. R.			10	10	
Rahway					10	
County				25	25	
Princeton				40	40	
Trenton			90	45	15	
Trenton	Equipment from West Barracks			75	40	40
Trenton	Equipment from East Barracks			75	45	45
Trenton	Equipment from Station Yards			60	40	25
South Amboy			50	45	30	25
South Amboy	Trains from Union	5	90			
Long Branch			45		20	
Bay Head Junction			50		25	
Phillipsburg			60		60	

NOTE:

1. Prior to scheduled leaving time of train from New York.
2. Prior to scheduled arriving time of train at New York for Trainmen.
3. Prior to scheduled leaving time of train from Jersey City.
4. Prior to scheduled leaving time of train from Hudson.
5. Prior to scheduled leaving time of train from Union.

1075-A7. Passenger Trainmen deadheading must sign crew register not less than 10 minutes prior to leaving time of train on which deadheading.

1075-A8. Passenger Trainmen terminating duty at Sunnyside Yard, New York and Jersey City must personally sign crew register.

1075-A9. Referring to ninth paragraph of Rule 75, employees assigned to yard or terminal service will not be required to carry their time-tables with them while in such service provided that they have them on their person when reporting for duty, so they can be posted, and keep them within easy access.

OBSERVATION OF TRAINS FOR DEFECTS

Dragging Equipment Detector.

1076-A1. When device is actuated for eastward movements at the following locations:

HUNTER	{ Track No. 1—1200 feet west of Signal 122. Tracks Nos. 2 and 3 at Westward Home Signal Bridge, Lane.
MILLHAM	{ Tracks Nos. 1, 2 and 3—1500 feet west of Signal 558.

Cab signals will indicate Restricting and most favorable indication on fixed signals between location of device and interlocking (including interlocking home signal) will be Approach.

Trains receiving Restricting indication on cab signals in conjunction with Approach indication on fixed signals between point where device is located and interlocking must stop as soon as proper handling of train will permit, report to Operator and be governed by his instructions.

Non-equipped trains receiving Approach indication on fixed signals between point where device is located and interlocking (including interlocking home signals) must not exceed speed of 20 miles per hour.

Emergency Car Replacers

1076-B1. Car replacers for emergency use are located at all interlockings between R and Hudson inclusive, each set bearing a mark indicating where it belongs.

They may be taken by Trainmen on permission of Operator, or forwarded by direction of Superintendent Transportation to any point where required; but must be immediately returned to point where they belong. Operator must report to Superintendent Transportation when car replacers are not promptly returned

Emergency Materials for Hot Journals

1077-A1. Jacks and materials for use in case of hot journals are located at:

- *Waverly.....Car Inspector's Building.
- *Rahway.....Under west end of Westward Platform
- *Perth Amboy Junction..Yard Clerk's Office.
- *Metuchen.....Lincoln Interlocking Station.
- *County.....Car Inspector's Building.
- *Monmouth Junction...East end of Passenger Station
- Trenton.....Station Platforms.
- *Bristol.....South side of No. 1 track about opposite Scale House.

* Indicates car inspectors are not always at these points to take care of hot boxes.

When cars develop hot bearings, or similar conditions, likely to result in fire, making it necessary to set cars off on road or in yards, train crews must take necessary precautions to prevent fire. At outlying points where there are no inspectors, waste must be taken out of journal box and thoroughly drenched with water to prevent possibility of blazing after car is cut off and left.

MOVEMENT OF TRAINS

1083-A1. Rule S-83: Except on portions of the railroad where Rule 261 is in effect, the information as to the arrival or departure of superior trains will be furnished on Form C.T.1246 or by message, by the Operator at initial stations, junctions or where trains pass from one of two or more tracks to single track or by train orders if furnished to trains before arrival at the points mentioned.

1083-B. Rule D-83: Except on portions of the railroad where Rules 251 or 261 are in effect, information as to the departure of superior trains will be furnished verbally to train by the operator at initial stations or junctions.

Yard Limits

1093-A1. Yard limits indicated by yard limit boards as follows:

Track	Between	And
Princeton Branch	Nassau	2195 feet north of Princeton Jct.
	Princeton	5459 feet south of Princeton
Bordentown Branch	Fair	2500 feet west of Lalor St. Trenton
	BO	1300 feet east of BO
Amboy Branch	End of two main tracks OB	3775 feet west of OB
Amboy Branch & Amboy Secondary Track	7150 feet east of JG	5300 feet west of JG
Amboy Secondary Track	8510 feet east of K	1175 feet west of K
	21400 feet east of BO	End of two main tracks BO
Freehold Branch	Sea Girt	2982 feet west of Manasquan
	1550 feet east of Freehold	5800 feet west of Freehold
	8175 feet east of JG	JG
Belvidere-Delaware Branch	G	4114 feet south of G
	13610 feet north of Phillipsburg	1800 feet north of Carpenterville
	4785 feet north of Frenchtown	1240 feet south of Frenchtown
	9740 feet north of Lambertville	Moore
	13620 feet north of Warren St.	MG

Authority to proceed as an extra.

1097-A1. Referring to Note to Rules S-97 and D-97 when a train is to run as a Passenger Extra it will be notified by the operator except:

At New York or Newark by the Station Master or his representative.

Non-Interlocked Railroad Crossings at Grade

1098-A1. Movements of trains or engines on tracks of this region over non-interlocked railroad crossings at grade will be governed as follows:

Location	Signals, etc., Governing Movements Over Crossings		Requirements	Note
	Type	Indication or position		
Parth Amboy: Crossing with L. V. R. R.	Semaphore	Stop	Operate push button to obtain Aspect Figure C, Rule 290.	1
Newark: Crossing with L. V. R. R. Interchange Track.	None	None	Operate derrils by means of two-lever machine located between P.R.R. and L.V.R.R. tracks, east of Frelinghuysen Ave.	2
Morrisville—M B Reading Co. Crossing with lead from No. 1 Track to Coal Storage Yard.	None	None	It must be known the crossing is clear before using.	
Phillipsburg: Freight House tracks, Crossing with lead to L. & H. R. R. Bridge.	None	None	It must be known the crossing is clear before using.	

Note 1.—Home signals governing movements on L. V. R. R. tracks normally displayed for movements over crossing. Home signals governing movements on P. R. R. track normally display STOP.

Separate push button for controlling each P. R. R. home signal is provided in case marked PB, equipped with P. R. R. switch lock. Each button is located adjacent to and on the same side of L. V. R. R. tracks as signal it controls.

P. R. R. trains must stop at home signal. Trainman must go to crossing and after assuring himself that no L. V. R. R. train is on or approaching crossing on any L. V. R. R. track, will operate push button. After an interval of approximately two minutes P. R. R. home signal governing movement desired will display aspect Figure C, Rule 290. Train may then proceed over crossing beyond opposing signal.

Cases containing push-buttons must be kept locked when not in use.

Note 2.—Instructions for operating levers are posted at machine.

1098-A2. Martins Creek Yard—All trains and yard engines must move in vicinity of junction with L. & N. E. R. R. and D. L. & W. R. R. prepared to stop unless track is seen or known to be clear.

Attention is called to Special Instruction of current time table of L. & N. E. R. R. reading "Within yard limits the main track may be used, protecting against first-class and second-class trains. Third-class, extra trains and yard engines must move within yard limits prepared to stop unless the track is seen or known to be clear." Also D. L. & W. R. R. General Instruction of current time table reading—"The movement in either direction of trains or engines between division post at end of Martins Creek Branch and the east end of the Delaware River bridge must be under protection of flagman against opposing trains or engines."

Automatic Highway Crossing Protection on Sidings, Yard or other Tracks

1103-A2. At the following locations automatic highway crossing protection indicates the approach of a train:

Belvidere-Delaware Branch: *WB—{Wilburtha Road
Upper Ferry Road

*NOTE—At these locations an apparatus is provided for the manual operation of these signals for protecting highway traffic against movements on other than main tracks. Before such movement fouls crossing, a trainman must be stationed at the apparatus to operate the highway crossing signals should they fail to operate automatically.

When necessary to operate the signals manually, they must be kept in operation until the entire movement clears the crossing. When movement is completed, OPERATING BUTTON box must be locked.

Belvidere Delaware Branch Martins Creek

Automatic highway crossing protection with flashing light signals and warning bells at Broad Street grade crossing, 144 feet south of Martins Creek, in service. Manual operation of highway crossing signals provided for movements within yard, controlled

from push button mounted on pedestal located adjacent to each flashing light signal east of main track and west side of No. 4 yard track, provided with switch locks.

Before any movement on yard tracks is permitted to obstruct highway traffic, the highway crossing protection must be started by operating push button marked START, in either control box, to protect train movement.

After movement is completed, the operation of the highway protection must be stopped by pushing button marked STOP in either control box which must be locked after using.

Trenton-South Broad Street

Manually operated flashing light highway crossing signals for protection of southward highway traffic over Lead track and Connecting track are controlled from push buttons located in control box painted aluminum and mounted on post on east side of South Broad Street, 10 feet south of Lead track and 10 feet south of Connecting track.

Before any movement is permitted to obstruct highway traffic on either the Lead track or the Connecting track, the highway crossing signals must be caused to operate by pushing button marked START, in either control box, to protect southward highway traffic. A member of the train crew must station himself on the crossing in such manner as to insure full protection to northward highway traffic until the movement is completed and the crossing entirely clear of rolling stock.

After movement is completed and the crossing clear for use of highway traffic, the operation of the highway signals must be stopped by pushing button marked STOP in either control box.

The highway crossing signals must not be operated unnecessarily.

Trenton—

Hamilton Ave., South Broad Street, Cass Street, Lalor Street and Mulberry Street.

Trains or engines operating on the industrial track must stop at a point between limits of starting circuits (indicated by yellow stripe 10 inches wide painted outside of both rails) at each crossing and must not proceed over the crossing until it is determined that the automatic gates are in the down position.

Drill operations on the industrial track must remain clear of starting circuit when possible to avoid unnecessary operation of the automatic crossing protection.

Grundy—M. M. and M. Co. Track

Auto-manual highway crossing flashing light signals at the grade crossing of Beaver Dam Road and industrial siding leading to and serving the Minnesota Mining and Manufacturing Co., located 3600 feet north of Main Line tracks, in service.

Trains or engines must stop clear of the highway and must not proceed until it is determined that the flashing light signals are operating, and a member of the train crew has ascertained that the highway is clear.

To insure operation of the crossing signals a member of the train crew must push button marked START before movement over the crossing is made, and then push button marked STOP after movement over the crossing is completed.

START and STOP buttons are located in control boxes on each side of crossing.

Control boxes must be locked after using.

Interrupting Operation of Automatic Highway Crossing Protection Manually

1103-A4. At the following locations apparatus is provided to interrupt the operation of the automatic highway crossing protection manually:

Location	Crossing	Protection	Main Tracks	Other Tracks	Push Buttons Located
Jamesburg Branch: Dayton	New Brunswick Turnpike	Auto. Gates	1	—	South Side
Belvidere Branch: Wilburtha	Upper Ferry Rd.	Flashing Lights	1	1	West Side
	Wilburtha Rd.	Flashing Lights	1	1	West Side

Protection for Public Highway Crossings at Grade

1103-B1. Trains or engines must stop before passing over the following public highway crossings at grade during the hours there is no crossing watchman on duty and unless otherwise provided,

a member of the crew must protect the crossing in advance of each movement over the crossing:

Track	Crossing	Location	No crossing watchman on duty between the hours of
Freehold Branch	Main Street Broad Street	Manasquan	12.01 A.M. and 7.00 A.M., 11.00 A.M., and 2.45 P.M., 6.45 P.M. and 12.01 A.M. Monday through Friday. Continuously on Saturdays, Sundays and Nov. 26, Dec. 25, Jan. 1, Feb. 22.
Freehold Branch	Bowne Ave. Monmouth Ave. Broad St. Hudson St.	Freehold	12.01 A.M. and 7.00 A.M., 11.00 A.M. and 2.15 P.M., 6.15 P.M. and 12.01 A.M. Monday through Friday. Continuously on Saturdays, Sundays and Nov. 26, Dec. 25, Jan. 1, Feb. 22.
Freehold Branch	Gatzmer Ave. Church St.	Jamesburg	12.01 A.M. and 7.00 A.M., 11.00 A.M. and 2.00 P.M., 6.00 P.M. and 12.01 A.M. Monday through Friday. Continuously on Saturdays, Sundays and Nov. 26, Dec. 25, Jan. 1, Feb. 22.

1103-B2. Public highway crossing at grade 3320 feet west of Waldo, Newark Avenue, Jersey City (Marion Interchange). Trains and engines must stop before passing over highway crossing unless it is known crossing gates are lowered, or when gates are out of order, proceed on hand signal from crossing watchman.

1103-C1. Trains or engines must stop before passing over the following public highway crossings at grade and a member of the crew must protect the crossing in advance of each movement over the crossing:

TRACK	CROSSING	LOCATION
Track leading to Washington St. Yard.	Washington Street.....	Jersey City.
(*) Track to Public Service Electric & Gas Company's plant.	Fourth Street.....	Harrison.
Hudson—River St.	First St., Second St. and First and Essex Streets.	Harrison.
Hudson—River St.	Center and River Streets....	Newark.
Hunter—18th Ave.	Street crossings not protected by Crossing Watchman.	Newark.
Industrial Spur Track... ..	Lower Road to Rahway.....	Linden.
Fertil-Soil Co. Track... ..	New Brunswick Ave.....	Rahway.
Industrial Siding.....	Greene St., Pollion St., Main Street, Factory Lane (Berry's Crossing)	Woodbridge.
Hampton Cutter.....	Amboy Avenue.....	Genasoo.
WC—Perth Amboy.....	Hall Ave., Washington St., William St., Broad St. and Easton Avenue.	Perth Amboy.
Arsenal.....	Vineyard Road.....	Edison Township.
Arsenal.....	N. J. Route No. 1.....	Edison Township.
Millstone.....	Jersey Ave., 1840 feet west of County.	New Brunswick.
Millstone.....	N. J. Route No. 27.....	Voorhees.
Millstone.....	Millstone-New Brunswick Turnpike.	Middlebush.
Millstone.....	Millstone-New Brunswick Turnpike.	East Millstone.
Rocky Hill.....	Ridge Road and New Road...	Monmouth Junction.
Rocky Hill.....	U. S. Route No. 1 and Kingston Road.	Kingston.
Conrad Sobott.....	Franklin-Georgetown Pike....	Rocky Hill.
W. & J. Sloane Co.....	Bear Swamp Road.....	East of Millham.
Fair Ground.....	East State Street.....	East of Millham.
General Electric Co.....	East State Street.....	East of Millham.

TRACK	CROSSING	LOCATION
L. A. Young Spring & Wire Co.	East State Street Extension...	Millham.
Enterprise Track.....	Cherry Tree Lane and Hutchin-son Mills, Lawrence Road.	Lawrence Townshp.
Enterprise Track.....	Connecting Road between Route 26 Extension and New York Ave.....	Trenton.
Lead Track.....	South Broad St..... (Northward highway traffic)	East of Broad St. (Trenton)
Connecting Track.....	South Broad St..... (Northward highway traffic)	East of Broad St (Trenton)
Old Line Tracks.....	Pennsylvania Ave. and Wash-ington Street.	Morrisville.
Naught Track Warner Company.	Philadelphia and Bristol Turn-pike.	Tullytown.
Paterson Parchment Paper Co.	Philadelphia and Bristol Turn-pike.	Edgely.
Old Line Tracks.....	All Street Crossings.....	Bristol.
Lambertville-Flemington Quarry.....	Public Road Crossing..... River Road.....	Lambertville. Moore.
Lambertville-Flemington Wye.....	N. J. Route No. 12..... Sherman Street.....	Flemington. Jamesburg.
Industrial Tracks.....	New Brunswick Turnpike Friendship Road.....	Dayton.
Amboy Branch.....	Edinburg Road.....	Windsor.
Wye.....	Park Street.....	Bordentown.
Farmers' Cooperative Asn., Track.	Southard Avenue.....	Farmingdale.

(*) Track can only be used between the hours 2.00 A.M. and 5.00 A.M.

1103-C2. Harrison—While movements are approaching, moving on or standing on Second and Burlington Streets, a member of the train crew must protect highway traffic.

Between 12.01 A.M. and 8.00 A.M. daily, the crossing at 4th Street, will not be protected by a crossing watchman. When there is no crossing watchman on duty at 4th Street, rail movements over the crossing must be protected by two members of the train crew, one stationed on each side of the crossing with standard flagging equipment during the entire time the crossing is occupied by the train or cars.

1103-C3. Between Hunter and 18th Ave., Newark—Elizabeth Avenue and Peddie Street Crossing—trains must stop clear of crossing.

Movement must not be made across Elizabeth Avenue when traffic light for Elizabeth Avenue indicates "Proceed."

Frelinghuysen Avenue, Newark—Trains or engines must come to a stop before passing over highway crossing and must not proceed until gates are lowered, or when gates are out of order proceed on hand signal from crossing watchman.

1103-C4. Trenton—Trains stopping over highway crossings and obstructing traffic must be cut except where less delay to traffic will result by not cutting trains.

When traffic has been obstructed by train on crossing, such traffic must be allowed to proceed, if possible, before crossing is again obstructed by a train in either direction.

Shifting crews must not leave any portion of their train standing so as to obstruct crossings.

Fire gongs located at following crossings—Montgomery Street, Warren Street, Willow Street, and when sounded indicate that fire is in locality where it will be necessary for fire apparatus to cross tracks. Employees must hold trains clear of crossings sufficient time to allow apparatus movement across tracks without delay.

Trains or engines using Columbian Carbon Industrial track must stop before passing over Cass Street grade crossing and the crossing protected in advance of each movement by one member of the crew in day time and two members of the crew at night.

Rail movements, except light engines, using running track between Hamilton Avenue and Coalport, restricted from passing over East State Street crossing, between the hours of 8.15 A.M. and 9.15 A.M., and 4.30 P.M. and 5.30 P.M., daily, except Sunday.

1103-C5. Morrisville—Train and engine movements using Delmorr Avenue industrial track over South Delmorr Avenue, at Clymer Street and on South Delmorr Avenue between Green Street and Vansant Street, shall be preceded by a member of the train crew to protect highway traffic.

1103-C6. Grundy—Each locomotive, car or train passing over Highway Route No. 13 on track leading to and serving M. & M. Co., Inc., located 1500 feet north of main line tracks, must be preceded by a member of the train crew, equipped with a red flag during daylight hours and a red and white light and a lighted fusee during the hours of darkness to protect highway traffic.

1103-C7. Brown—Rail movements using Owens-Illinois Glass Company track are restricted from passing over Bordentown-South Amboy Turnpike highway crossing between the hours of 6.00 A.M. and 9.00 A.M., and 3.00 P.M. and 6.00 P.M. Movements to be made over this highway crossing must stop before passing over it and a member of the crew must flag the crossing to protect highway traffic.

1103-C8. Cars must not be placed on industrial tracks between clearance posts located as follows:—

150 feet east and west of tile works crossing 1800 feet east of Old Bridge.

50 feet east and west of Maple Avenue on G. W. Helme Co. track, Helmetta.

1103-C9. Union Square, Phillipsburg—Trains and engines in either direction must approach crossing prepared to stop.

1103-C10. Freehold Branch, Manasquan-Jamesburg—Single unit RC engines, Rail Detector Cars and light engines must approach all highway crossings protected by automatic flasher lights or bell prepared to stop, unless it is known automatic crossing protection is operating.

1104-A1. Normal Position of Switches and Crossovers at Specified Locations.

Switch Located at	Connecting	With	Normal Position is for Movements
West end No. 13 Track Hudson Interlocking	No. 13 Track	No. 14 Track	To No. 13 Track
East end No. 13 Track Hudson Interlocking	No. 13 Track	No. 14 Track	To No. 13 Track
East end Modoc Track	Modoc Track	No. 0 Track	Modoc Track
East end No. 5 Track, Millham	Eastward Running Track	No. 5 Track	On No. 5 Track
West leg of Wye, west of Millham	West leg of Wye	Eastward Running Track	West leg of Wye
West leg of Wye, west of Millham	West leg of Wye	No. 5 Track	On No. 5 Track
Millham	No. 5 Track	Industrial Track (former Trenton Eng. House)	No. 5 Track

1104-B1. Switch tenders are Stationed at and have charge of Main Track Switches as Indicated:		
Location	Switches	
WA-5	All switches.	
<p>1104-B2. Switch Tenders are Stationed at and have Charge of Yard Switches as Indicated:</p> <p>Haramus Cove—Switchtender on duty at Brunswick Street, between 3.59 P.M. and 11.59 P.M. daily.</p> <p>During the hours there is no Switchtender on duty at Brunswick Street, eastward trains and engines must stop clear of all switches at that point and call Yard Master at No. 10 Office for instructions. Eastward trains and engines using westward running track, Waldo to Brunswick Street, must advise operator at Waldo when clear of this track at Brunswick Street. Westward trains and engines must stop clear of all switches at Brunswick Street and obtain permission from operator at Waldo to proceed west of that point.</p>		
<p>1104-C1. Operators in charge of Main Track Hand operated Switches when Block Station is Open.</p>		
Location	Switches	
WA-2	All switches.	
WA-3	All switches.	
WA-6	All switches.	
MA	All switches.	
<p>Hand Operated Switches Equipped With Electric Locks</p> <p>1104-D1. The following switches are equipped with electric lock; permission to unlock must be obtained from operator before switch lock is removed from keeper.</p>		
Location	Switch	Controlled by
Jersey City Branch 3925 feet east of Waldo	Crossover between Nos. 1 and 2 tracks	Waldo
Jamesburg Branch 10860 feet west of JG	Lead to Phelps Dodge and United Cork Co. track	JG
Jamesburg Branch 2300 feet west of Dayton	International Business Machine Co. track	JG
Jamesburg Branch 4080 feet west of Dayton	International Business Machine Co. track	JG

1104-D1a. The following switches are equipped with electric locks; to unlock, obtain permission from operator, remove padlock from keeper and wait for light located on staff adjacent to switch lock mechanism to light.		
Location	Switch	Controlled by
3400 feet west Lincoln	Switch in No. 0 track leading to Wye track	Lincoln
4100 feet west Lincoln	Switch in No. 0 track leading to No. 5 and No. 6 yard tracks	Lincoln
7470 feet west Lincoln	Switch in No. 0 track leading to No. 5 and No. 6 yard tracks	Lincoln
8842 feet west Lincoln	Switch in No. 0 track leading to U. S. Envelope Co. siding	Lincoln
3000 feet west Waldo	Switch in No. 2 track P & H Branch leading to Marion Yard	Waldo
900 feet east CY	Switch in No. 1 track Greenville Branch leading to New Garden Yard	CY
<p>1104-D2a. The following switches are equipped with electric lock controlled by automatic timing device.</p> <p>To unlock: Obtain permission from operator, remove padlock from keeper and wait for light to light on staff adjacent to switch lock mechanism</p> <p>To lock: Place switch in normal position and replace padlock in keeper. When light is extinguished it will indicate that switch is properly locked.</p> <p>If switch does not unlock within seven minutes after padlock is removed, or the light fails to indicate that the switch is locked after padlock is returned to keeper, the Superintendent Transportation must be notified.</p>		
Location	Switches	
1768 feet east of WC	Switch in No. 1 track leading to Calso Oil Co. track	
450 feet east of Broad St. Trenton	Facing switch for westward movements on Main track —leading to connecting track	

1104-D2b. The following switches are equipped with pipe-connected derail lock and with electric lock controlled by automatic timing device.

To unlock: Obtain permission from operator at Morris, remove padlock from keeper and wait for small sign on case of electric lock to indicate "UNLOCK".

To lock: After restoring switch to normal position, replace padlock in keeper and wait for small sign on case of electric lock to indicate "LOCKED".

If electric lock does not unlock in five minutes after padlock is removed, or does not indicate "LOCKED" when padlock is replaced in keeper, the Superintendent Transportation must be notified.

Location	Switches
2215 feet east of MB	Facing switch in No. 1 main track leading to Outward Track Fairless Spur No. 1.
4745 feet east of MB	Facing switch in No. 1 main track leading to Inward Track Fairless Spur No. 1.
4710 feet west of MY	Facing switch in No. 2 main track leading to east leg of Wye track.

1104-D2c. The following switches are equipped with centre lock lever and with electric lock controlled by automatic timing device.

To unlock: Obtain permission from operator at Morris, remove padlock from keeper and wait for small sign on case of electric lock to indicate "UNLOCK". After this indicator appears, centre lock lever must be operated to unlock switches.

To lock: Restore switches to normal position and mechanically lock by operating centre lock lever. Replace padlock in keeper and wait for small sign in case of electric lock to indicate "LOCKED".

If electric lock does not unlock in five minutes after padlock is removed, or does not indicate "LOCKED" when padlock is replaced in keeper, the Superintendent Transportation must be notified.

Location	Switches
4730 feet east of MB	Trailing crossover between No. 1 main track and running track.
2206 feet east of MB	Trailing crossover between No. 1 main track and running track.
3650 feet west of MB	Facing crossover between No. 1 main track and tail track at west end of Eastward Receiving Yard.
Nickel	Facing crossover between No. 1 main track and west end Eastward Receiving Yard.

1105-A1. Spring Switches Located:

Location	Normal Position	Route For Which Sprung	Note
Sunnyside—Connecting Hump Track to Inbound Motor Track	Inbound Motor Track	Westward movements from Hump Track	
Karny—745 feet east of P. & H. Branch overhead bridge connecting Modoc Track to No. 0 Track	No. 0 Track	Westward movements from Modoc Track	1
Karny—2395 feet east of P. & H. Branch overhead bridge on west end of east crossover between Modoc Track and No. 0 Track.	No. 0 Track	Westward movements from Modoc Track	1
South Amboy Junction—Connecting westward siding to single track.	Single Track	Westward movements from westward siding	2
South Amboy Junction—End of two main tracks.	Single Track to No. 2 Track	Eastward movements from No. 1 Track to single track	2
OB—End of two main tracks	Single Track to No. 1 Track	Westward movements from No. 2 Track to single track	
Lead Switch. Kent—connecting lead track to main track	Main Track	Southward movements from lead track to main track	

Note 1. Eastward movements over spring switches at Karny must not be made with red light displayed on switch light, until switch points have been checked in proper position.

Note 2. When spring switches, or hand switch 3, at South Amboy Junction are hand-operated for movements to or from the yard, they must not be returned to normal position until movement has cleared signals governing movements in opposite direction.

Receiving or Discharging Traffic.

1107-A1. In the application of Rule 107, passenger trains on other than regularly assigned tracks or making other than schedule stop at stations where there is a track fence between track they are using and the station platform to be used, must make station stop as follows:

North Elizabeth.....	West end of track fence.
Elizabeth.....	" " " " "
Linden (Nos. 3 and 4 tracks).....	" " " " "
Rahway (No. 1 track).....	" " " platform.
Metuchen.....	East end of track fence.
New Brunswick.....	West end of track fence.
Princeton Jet.....	" " " " "
Levittown-Tullytown.....	East " " " "

1107-A2. Between Holmes and Dock, a passenger train, routed to a track which will result in a station stop for receiving or discharging traffic across a main track between that train and station platform, must stop as soon as known it is so routed and obtain assurance from operator that other trains involved will be notified of the stopping of that train on that track at the station, unless this assurance has been previously furnished in writing.

1107-A3. H. & M.R.R. trains stopping at Karny and Hudson for employes will platform front side door of first car.

1107-A4. When delayed Pullman or Postal cars are attached to trains, stops of train on which cars are regularly assigned may be made to discharge passengers or handle mail. Superintendent Transportation must be advised in advance of stops that will be made.

TRACK ASSIGNMENTS

1151-A1. Single Track

Track	Between	And
Princeton Branch	Nassau	Princeton
Bordentown Branch	Fair	BO
Amboy Branch	SA	CQ
Amboy Branch	OB	JG
Jamesburg Branch	JG	Midway
Freehold Branch	JG	SG
Belvidere Delaware Branch	MG	G

1151-B1. Two or More Tracks

Current of traffic is as follows:

Main Line Between:	Track B	No. 4 Track	No. 3 Track	No. 2 Track	No. 1 Track	No. 0 Track	Track A
Harold and JO or C		West'd Pgr.	East'd Pgr.	West'd Pgr.	East'd Pgr.		
A and Hudson				West'd	East'd		
Hudson and Hunter		West'd Pgr.	West'd Pgr.	East'd Pgr.	East'd Pgr.		
Hunter and Elmora		West'd Pgr.	West'd Frt.	East'd Frt.	East'd Pgr.		
Elmora and Union	West'd Pgr.	West'd Pgr.	West'd Frt.	East'd Frt.	East'd Pgr.		East'd Pgr.
Edison and Lincoln						East'd Frt.	
Union and Region Post (Phila. Region)		West'd Pgr.	West'd Frt.	East'd Frt.	East'd Pgr.		

Jersey City Branch Between: Jersey City and Hudson				West'd Pgr.	East'd Pgr.		
Passaic and Harsimus Branch Between: Waldo and WA-3				West'd Frt.	East'd Frt.		
Greenville Branch Between: Bay and Lane				West'd Frt.	East'd Frt.		
Perth Amboy and Woodridge Branch Between: Union and WC				West'd	East'd		
Trenton Branch Between: Morris and Region Post (Philadelphia Region)				West'd	East'd		
Amboy Branch Between: CQ and OB, BO and Region Post — (Atlantic District)				West'd	East'd		

	Track B	No. 4 Track	No. 3 Track	No. 2 Track	No. 1 Track	No. 0 Track	Track A
Belvidere Delaware Br. Between: Fair and MG				South'd	North'd		

NOTE—Tracks are numbered from south to north or east to west.

NOTE—Within Dock Interlocking
Tracks 5 and W—Westward Passenger
Tracks E and A—Eastward Passenger

1151-C1. Secondary Tracks of Assigned Direction

Track	From	To	Assigned Direction	Controlled by	Reverse Movements on Permission from	Note
Connecting Track	Q	Harold	Eastward	Q	Q	1
Loop Track No. 1	F	R	Eastward	R	R	2
Loop Track No. 2	F	R	Eastward	R	R	2
Sub Track No. 1	Q	F	Westward	Q	Q	3
Sub Track No. 2	Q	F	Westward	Q	Q	3
Sub Track No. 3	Q	F	Westward	Q	Q	3
Sub Track No. 4	Q	F	Westward	Q	Q	3
Center St. Track	Hudson	Karny	Eastward	Hudson	Hudson	4
Engine Track	Hudson	Karny	Eastward	Hudson	Hudson	4
No. 0 Track	Hudson	Karny	Eastward	Hudson	Hudson	4
Track A	WA-6	WA-3	Eastward	WA-6	WA-6	5
No. 0 Track	Union	Linden	Eastward	Union	Union	

Notes

- Signal indication at Harold will be permission for westward movements.
- Signal indication at R will be permission for westward movements.
- Eastward movements made on signal indication at F, permission must be obtained from Q to use this track at any intermediate point between F and Q.
- Westward movements may be made on hand signal from Operator at Karny.
- Westward movement made on permission of Operator WA-6 or hand signal from Operator WA-3.

Trains or engines entering or leaving this track at intermediate points must obtain permission and report clear to WA-6.

1151-D1. Secondary Tracks of No Assigned Direction

Track	Between	And	Controlled by	Note
Naught (W)	Millham	Fair	Fair	1-5
No. 5 (W)	Millham	Fair	Fair	1-5
Naught (W)	Morris	Grundy	Grundy	1-5
B (W)	Jacy	Waldo	Waldo	1-5
Grape Lead (W)	Hack	No. 1 Ice-House	Hack	5
No. 1 Ice-House (W)	Grape Lead	Produce Yd. Lead	Karny	2-5
Produce Yd. Lead (W)	No. 1 Ice-House	Government Lead	Karny	2-5
Government Lead (W)	Produce Yd. Lead	Karny	Karny	2
Naught (W)	Grape Lead	Karny	Karny	5
Set-Off (W)	WA-5	WA-3	WA-5	3-5
Oak Island (W)	CY	WA-2	WA-2	1-5
Amboy (W)	JG	BO	JG	5-6

Track	Between	And	Controlled by	Note
Set-Off (W)	WA-3	WA-6	WA-6	4-5
Connecting (W)	No. 0 track	Yard Running Track Edison	Lincoln	1-5
Middle (W)	Morris	MA	Morris	1-5

(W) indicates time-table direction from point first named.

NOTE 1. Where fixed signal governs movement, it will be the authority to occupy this track.

NOTE 2. Fixed signal indication for eastward movement to enter Government Lead will also be the authority to use Produce Yard Lead and No. 1 Ice-House.

NOTE 3. Westward movement from WA-5 made on hand signal from switchtender; Eastward movement from WA-3 made on hand-signal from operator.

NOTE 4. Westward movement from WA-3 made on hand signal from operator.

NOTE 5. When movement has been completed it must be reported clear except when clearing at an interlocking or block station

NOTE 6. Rule 99 will not apply. Extra trains, except passenger extras, will run on verbal permission of the operator when authorized by the Superintendent-Transportation; authority for movement of passenger extras must be in writing.

1151-E1. Employes in Charge of Sidings of Assigned Direction:

Siding	Employee in charge
Jamesburg—Eastward	Operator at JG
Siding between Switch 2 and Switch 5, Phillipsburg—Northward	Operator at G

1151-G1. Running Tracks of No Assigned Direction.

Track	Between	And	Controlled By	Note
Nos. 5-8-9-10 & 11	At Hudson		Operator Hudson	1
Centre Street	Hudson	River Street	Operator Hudson	1
No. 5	Hunter	Lane	Operator Hunter	
Naught	Elmora	Linden Park Yard	Operator Elmora	1
Arsenal	Lincoln	Raritan Arsenal	Operator Lincoln	1
No. 5	Baldwin St. Yard	County	Operator County	1
Millstone	County	East Millstone	Operator County	1
Rocky Hill	Midway	Rocky Hill	Operator Midway	1
Eastward	Millham	East End of Coalport Yard	Operator Millham	1
Westward	Millham	East End of Coalport Yard	Operator Millham	1
Engine	Jacy	East End Waldo Ave. Yard	Operator Jacy	1-3
No. 1 (Waldo Ave. Yd.)	Connection to Engine Track	West End Waldo Ave. Yard	See Note 2	1-3
Running	West End Waldo Ave. Yard	Waldo	Operator Waldo	1

Track	Between	And	Controlled by	Note
No. 6 Elevation	Brunswick Street Harsimus Cove	Henderson Street Harsimus Cove	Yard Master (Har. Cove)	1
Westward	Brunswick Street Harsimus Cove	Waldo	Yard Master (Har. Cove)	1
Susquehanna	East End Marion	Eastward Main, NYS&WRR	Operator Waldo	1
Morris	Haak	Crossover 100 feet east of east end of cabin track	Yard Master Meadows	1
Morris	Crossover 100 feet east of east end of cabin track	Karny	Operator Karny	1
Modoo	Karny	Connection with Naught Track	Operator Karny	1
No. 7 Old Receiving Yard--Meadows	Karny	No. 1 Office Meadows	Yard Master Meadows	1
Old Eastward New York Bay Line R. R.	WA-5	WA-2	Yard Master WA-5	1
Speedway	WA-5	WA-6	Yard Master WA-4	1
Naught	WA-5	WA-6	Yard Master WA-5	1
Running 1	WA-5	WA-6	Yard Master WA-4	1
No.3-New Garden	CY	Bay	Yard Master Greenville	1
Float Running	Greenville Yard		Yard Master Greenville	1
No. 1—Greenville	Bay	Connection No. 11 Track Departure Yard Greenville	Yard Master Greenville	1
Departure Yard Lead	Greenville Yard		Yard Master Greenville	1
Southwest Lead	Greenville Yard		Yard Master Greenville	1
WC-Perth Amboy	WC	Perth Amboy	Operator WC	1
Yard running (Via Loop)	Edison	Kilmer	Operator Lincoln	1
Inward track of Fairless Spur No.1	No. 1 Trenton Branch	U.S. Steel Co. private tracks	Operator Morris	1
Outward track of Fairless Spur No.1	No. 1 Trenton Branch	U. S. Steel Co. private tracks	Operator Morris	1
No. 7 "C" Yard Morrisville	West End "C" Yard	East End "C" Yard	Yard Master Morrisville	1
W-4	West End "B" Yard	East End "B" Yard	Yard Master Morrisville	1
Eastward Running	East End Eastward Receiving Yard	East End "A" Yard	Yard Master Morrisville	1
No. 12 South Amboy	Connection to No. 1 Main Track	Yard Office	Yard Master South Amboy	1
Running	Coalport	Hamilton Avenue	Operator MG	1
No. 5	Coalport	East Trenton	Yard Master Coalport	1
Flemington	Lambertville	Flemington	Operator MG	1
Lead	Phillipsburg Yard	Lead Switch Kent	Yardmaster Phillipsburg	1
No. 7-Upper Yard Phillipsburg	No. 1 Switch Cabin	No. 3 Switch Cabin	Yard Master Phillipsburg	1
Old Main	Kent	Switch 6 Phillipsburg	Yard Master Phillipsburg	1
No.1-Lower Yard Phillipsburg	Kent	Yard Office	Yard Master Phillipsburg	1

Note 1—Permission must be secured, or proper signal indication received, to use these tracks at any point. When movement has been completed it must be reported clear except when clearing at an interlocking or block station.

Note 2—Controlled by Yard Master Jacy when on duty; When no Yard Master is on duty at Jacy, controlled by Yard Master at Harsimus Cove.

Note 3—Controlled by Operator Waldo when Jacy is closed.

1151-J1. Passenger Trains as Specified will use Tracks as follows unless Interlocking Signals otherwise Indicate:

Train No.	Use Track No.	From	To	To Pass Train No.	To Be Passed by Train No.
Westward					
191	3	Dock	Elmora	3811
9	3	Dock	County	253
9	3	Morris	Holmes	3851
703	B	Elmora	Union	131
25	3	Dock	Elmora	3705
111	3	Dock	Elmora	273
115	3	Dock	Elmora	3707-785
785	B	Elmora	Union	115
789	B	Elmora	Union	121
211	3	Dock	Elmora	4247
719	B	Elmora	Union	125
217	3	Morris	Holmes	3859
723	B	Elmora	Union	113
105	3	Dock	Elmora	261
151	3	Dock	Elmora	275
101	3	Dock	Fair	3833-261
31	3	Grundy	Holmes	261
729	3	Dock	Union	3623
733	B	Elmora	Union	49
49	3	Dock	Elmora	3835-733
735	3	Dock	Union	263-3735
3837	4	Elmora	Union	3627
155	3	Dock	Midway	3735-3837
3839	3	Dock	Elmora	3737-629
3631	4	Elmora	Union
737	3	Dock	Union	3931
137	3	Dock	County	3785
39	3	Dock	County	3745-4253
227	3	Dock	Elmora	3745
741	B	Elmora	Union	3
55	3	Dock	Elmora	3761-4255
Eastward					
108	2	Fair	Dock	3812
22	2	Union	Dock	3810
60	2	County	Dock	3710
3814	2	County	Dock	3710
4	2	County	Dock	252-3712
254	2	Lincoln	Dock	704
3716	2	Union	Dock	3904
200	2	County	Union	3720
48	2	Union	Dock	200
118	2	Lincoln	Dock	3818
114	2	Holmes	Morris	236-258
204	2	Holmes	Morris	258
104	2	Holmes	Morris	258
206	2	Fair	County	258
100	2	County	Dock	236-258
126	2	County	Dock	258
50	2	Union	Dock	3738
132	2	Holmes	Morris	264
142	2	County	Dock	3838
106	2	Holmes	Morris	242-266
128	2	Holmes	Morris	242-266
10	2	Holmes	Dock

Mail Catchers—Mail Delivery from Moving Trains.

1153-A1a. Mail catchers must not be carried in door post fittings on postal cars between Newark and Harold.

Where requirements of circular issued by Post Office Department necessitates delivery of mail from moving trains, Train Baggage men and Railroad Postal Clerks are hereby instructed to throw off mail bags and newspapers at stations at points designated. It must be distinctly understood this does not in any way relieve Train Baggage men and Railway Postal Clerks from using all possible precaution against liability of injuring anyone in throwing off mail and newspapers. Delivery of mail or newspapers must not be made from moving trains at any station except at following locations:

STATION	WESTWARD	EASTWARD
London.....	West end of station platform and waiting room.	No mail or newspapers thrown from moving trains.
Colonia.....	West of Westward platform..	100 feet East of overhead bridge.
Leelin.....	Between underpass and passenger shed.....	West of Eastward platform.
Edison.....	100 feet East of underpass...	Mail chute 25 feet East of crane.
Deans.....	East of Westward platform..	East of Eastward platform.
Mommouth Jet...	East of Westward platform..	East of Eastward platform.
Palmsboro.....	West of Westward platform..	East of Eastward platform.
Levittown-Tullytown.....	150 feet East of mail crane..	150 ft. W of overhead bridge
Bristol.....	West of Westward platform in chute.	50 feet East of Eastward platform in chute.
Croyden (Bridge-water P. O.)....	East of Westward platform, and between crane and platform.	East of Eastward platform
Eddington.....	On Lawn East of station....	East of platform.
Andalusia.....	150 feet West of Westward platform.	150 feet West of Eastward platform.

PASSENGER TRAIN OPERATION

Testing Air Brakes.

1154-A1a. Referring to Instruction 9-c—Brake and Train Air Signal Instructions (9-D-1), enginemen receiving M.P. 261-C in duplicate from car-inspector after brake test has been completed in Sunnyside will deliver one copy to conductor at New York.

1154-B1a. All engine crews operating in passenger service, when moving between Sunnyside Enginehouse and Yard, after arrival at signal for reverse movement on Sub Tracks, will change to leading end of engine for reverse movement to enginehouse or train.

1154-B1b. When moving D. C. or A. C. multiple unit cars, Engineman must be on forward end in direction of movement.

1154-C1a. Doors of occupied passenger cars must not be locked, preventing passengers from moving from the coaches to the Diner or other portions of the train.

Front and rear end doors must be closed and locked on H. & M. R. R. trains.

Steam in Engine Boilers and Steam-line of Trains.

1154-H1a. Heating and Ventilating Systems for Passenger Trains, Instructions No. 103-B; Air Conditioning Systems for Passenger Trains, No. 213-B; Book No. 204 and Electrical Operating Instructions C.T. 290, in effect, except as otherwise provided.

1154-H1b. When steam is necessary, and between October 1st and April 15th, the following will be in effect:

Westward Trains

Sunnyside Yard:

(a) Steam heat boiler must be in service before leaving engine house storage yard. When maximum boiler pressure has been obtained, open main steam heat valve wide. Vent condensation by blowing steam through both the front and rear end valve.

Close directional valve to front end of engine and leave front steam end valve wide open. Maintain boiler on low flame enroute to train.

(b) Before coupling to train, maximum boiler pressure must be obtained to clear train steam line of condensation after coupling.

(c) Maintain maximum boiler pressure and do not extinguish fire in boiler until after leaving F Interlocking Station and scavenge firebox of gases prior to entering East River Tunnel.

Locomotives equipped with Vapor steam generator shall be prepared as outlined in paragraphs (a) and (b) above and when the outside temperature is above 40 degrees, the foregoing in paragraph (c), also paragraphs (d), (e) and (j) will govern. When the outside temperature is 40 degrees or below, the Vapor steam generator is to be operated continuously from Sunnyside Yard to JO Block station where it will be shut down and will be started again after leaving A Block station. Steam generator to be operated only while the locomotive is moving between the east portal of the East River tunnels and the west portals of the North River tunnels. The steam generator must be shut down immediately upon knowing the train will stop in this territory, this is to prevent burning down catenary wire.

(d) Fire in boiler must be extinguished between East Portals of East River Tunnels and West Portals of North River Tunnels, excepting: P. R. R. A. C. electric engines may fire boiler in low flame in A Yard, New York, to blow out steam pipes to prevent freezing.

(e) Light engines enroute from Sunnyside Yard for service from New York or beyond must be prepared as outlined in paragraphs (a), (c) and (d).

(f) Pullman, dining car and M. of E. employes Sunnyside Yard must adjust heating apparatus prior to departure to maintain authorized temperature to New York.

Pennsylvania Station, New York:

(g) Station Steam Plant must be coupled to trains when weather conditions necessitate, and train steam line cleared of condensation prior to departure.

(h) Rear trainman must ascertain from M. of E. employes that the steam pipe end valve at rear of train is properly adjusted to vent condensation before leaving Pennsylvania Station, New York. Train, Express, Pullman and Dining Car employes must know steam admission valves are closed leaving Pennsylvania Station, New York.

(i) Car Service Employees must adjust heating apparatus on trains turning at New York to maintain authorized temperature during layover.

Between North River Tunnel and Holmes:

(j) Fire in steam heat boiler must be immediately relighted after engine passes west portal of North River Tunnel and as soon as 175 pounds steam pressure has been attained, open main steam heat valve wide.

(k) At Newark rear train line end valve on trains shall be adjusted to vent condensation.

With steam issuing from rear train line end valve at Newark, steam may be admitted to radiators in cars on rear half of train, and forward half after passing Elizabeth.

(l) In event train steam line becomes waterlogged or does not clear of condensation prior to passing Elizabeth, Rear Trainman must signal Engineman [Rule 16 (j)] for additional steam pressure and arrange to have Conductor notified, and latter must arrange to have all train steam pipe end valves examined to definitely determine they are wide open, also all steam admission valves

closed, and if this does not result in steam reaching rear end of train within reasonable time, Conductor must treat situation same as other irregularities, and if necessary, stop train at convenient point to locate and correct trouble before steam heat system freezes or causes discomfort to passengers. In mild weather, and when no steam is necessary, steam may be shut off; and boilers on electric engines shut down upon authority of the train conductor.

(m) Rear Trainman, during periods of severe cold weather, must open rear train steam pipe end valve at convenient locations enroute to insure keeping train steam line clear of condensation.

(n) In absence of steam pressure at rear train steam pipe end valve, Rear Trainman must promptly signal Engineman [Rule 16(j)] for increased steam pressure, advising Conductor at first opportunity.

Eastward Trains.

(o) Steam pressure must be maintained in train steam line and fire not extinguished until passing Portal Interlocking Station, when main steam heat valve must be closed, fire extinguished and fire box scavenged of gases before entering North River Tunnel. In mild weather, and when no steam is necessary, steam may be shut off; and boilers on electric engines shut down upon authority of the train conductor.

(p) Between East River portals and storage tracks, Sunnyside Yard, steam heat boiler must be put in service and maximum pressure turned back to train.

(r) Conductors must advise Train Dispatcher, New York, by wire from first convenient point, of failure to properly heat train and cause.

1154-H1c. New Haven R. R. Trains.

Pennsylvania Station, New York:

(s) New Haven R. R. engines must have steam heat boilers put in service on layup track, track 5, A Yard, in sufficient time to procure maximum steam pressure prior to departure from that point preparatory to coupling to train.

(t) Fire in steam boiler must be extinguished and fire box scavenged of gases prior to leaving layup track, track 5, A Yard, and promptly relighted after leaving East River Tunnel.

(u) Rear train steam pipe end valve must be wide open and steam admission valves in all cars must be closed leaving Pennsylvania Station and latter remain closed until after train steam line is cleared of condensation and rear train steam pipe end valve is adjusted to vent condensation enroute, after which steam may be admitted to radiators to heat cars, commencing with rear car.

(v) Fire in steam heat boiler must be extinguished and firebox scavenged of gases prior to entering the East River Tunnel.

1154-H1d. Temperature signs will be displayed at the following locations.

Sunnyside Yard.....	Crew Dispatcher's Office
New York.....	Crew Dispatcher's Office
Newark.....	Station Master's Office
Trenton.....	Station Master's Office

1154-H1e. Train Heat Control—Tubular Train.

When Tubular Train is operated in either direction between East Portals of East River Tunnels and West Portals of North River Tunnels, load on diesel engines in power car must be reduced by placing heat control switch on lighting switchboard panel in one or more tubular coaches in "LOW HEAT" position. Full heat cannot be obtained in any tubular coach unless heat control switches in all tubular coaches are in "NORMAL HEAT" position.

Platform Gap-Closers—New York.

1154-N1a. Mechanical platform gap-closers are located on Platform No. 10, adjacent to Track No. 18, 62 feet and 188 feet, respectively, west of C Tower, operated from controlling device located on column midway between mechanical gap-closers.

Emergency controlling devices are located on column adjacent to each mechanical gap-closer and lever is to be operated after glass has been broken by small iron hammer attached to each emergency controlling device.

	Single Track		No. 2 Track		No. 1 Track	
	Pagr.	Fr.	Pagr.	Fr.	Pagr.	Fr.
	Miles per Hour					
Bordertown Branch						
Between: West end of Fair Interlocking and Hamilton Ave.	20	20
Hamilton Ave. and Signal M-279	40	40
Signal M-279 and BO	20	20
Trenton Branch						
Between: Morris and Region Post (Phila. Region)	30	30	30	30
Amboy Branch						
Between: SA and Jamesburg	30	30	30	30	30	30
Jamesburg Interlocking	20	20
Bordertown and Region Post—(Atlantic District)	40	40	40	40
Jamesburg Branch						
Between: Midway and JG	40	40
Freehold Branch						
Between: JG and SG	40	40
Belvidere Delaware Branch						
Between: Fair and first overhead bridge north of MG (Calhoun St.)	20	20	20	20	20	20
First overhead bridge north of MG (Calhoun St.) and G	30	30

Passenger trains with freight cars not equipped for passenger service must not exceed maximum speed for freight trains, unless otherwise instructed.

1157-C2. Operating against current of traffic, except where Rule 261 is in effect, unless otherwise specified: Miles per Hour

Main Line	
—Passenger Trains.....	50
—Freight Trains.....	40
Branches	
Jersey City Branch—Passenger trains.....	40
—Freight trains.....	30
P. A. & W. Branch—Passenger trains.....	50
—Freight trains.....	30
Trenton Branch—Passenger trains.....	20
—Freight trains.....	20
Amboy Branch Between:	
CQ and OB..... {—Passenger trains.....	30
{—Freight trains.....	30

1157-C3. Wreck Trains and Work Trains.

	Boom Trailing		Boom Forward	
	Miles per Hour			
	Wreck	Work	Wreck	Work
Main Line.....	50	30	40	20
Belvidere Delaware Branch.....	30	30	30	20
All Other Branches.....	30	30	20	20

Wreck Trains must not exceed speed authorized for freight trains. Work Trains without crane may operate at speed authorized for freight trains, unless otherwise instructed.

	Miles per Hour
Main Line*	
1157-C3a. Special groups of cars equipped for handling long lengths of welded rail with a type GRa car at each end with efficient hand brakes on front end of revenue freight trains.....	*40
1157-C4. Circus Trains.....	*35
1157-C5. Revenue Trains handling machinery of rotary or swinging type, such as cranes, derricks, steam shovels, etc.; moving on own wheels—see Rule 4155-A.	
—on straight track.....	*30
—on curves.....	*20
1157-C6. Freight trains with 30 or more cars of mineral freight.....	*35
Freight trains with one or more cars Class HK, HM or HMA Jenny type hoppers, loaded or empty.....	*25
NOTE—When handling such trains conductors must know that the enginemen have been so advised.	
1157-C7. Snow Plows in service.....	*20
Snow Flangers in service.....	*20
Chloride cars in service.....	10
Passing station platforms and trains on adjacent tracks.	5
1157-C11. Passenger train assisted by an engine on rear and air brake controlled by leading engine.....	30
1157-C12. Pushing Cars—Passenger Trains.....	30
—Freight Trains.....	20
1157-C13. Track Cars—unless otherwise restricted...	20
—when hauling track cars or trailers.....	15
—through crossovers and turn-outs, and over highway and railroad crossings.....	5
1157-C15. Diesel engines when operated from rear unit or other than leading end for direction of movement	30

*When operating over territory other than Main Line, conform to maximum speeds for freight trains in such territory, but not exceeding the speed indicated above.

TURNOUTS		
1157-D1. Maximum speeds.		
Spring Switch Location	Movement Involving Spring Switch	Miles per Hour
OB—End of two main tracks.....	Trailing—Springing Switch through turnout.....	30
South Amboy Junction	Trailing—Springing Switch through turnout.....	15
South Amboy Junction, connection westward siding to single track	Trailing—Springing Switch through turnout.....	15
Lead Switch, Kent connecting lead track to main track	Trailing—Springing Switch through turnout.....	15
Interlocked Switches		
Lane—To or from No. 2 track, Greenville Branch, through switch located in No. 2 Track, Main Line, 180 feet east of Lane Interlocking Station.....		15
Other Crossovers and Turnouts		Miles Per Hour
Class DD, E2B, E2C, E3B, GG, and P engines through No. 8 crossovers or turnouts must not exceed speed indicated either operating or being hauled.....5	
All other class engines either operating or being hauled15	
<p>This applies to all hand-operated crossovers and turnouts and the following interlocked crossovers or turnouts.</p> <p>MAIN LINE: Hudson—Crossovers between tracks No. 5 and No. 6 and between track No. 4 and east end track No. 6. Elmora—Switch to Elizabeth Freight Yard. Midway—Switch to Yard. Fair—Combination switches, in track No. 5, of crossovers between track No. 1 Belvidere-Delaware Branch and track No. 4; both crossovers between track No. 2 Belvidere-Delaware Branch and track No. 5; turnout east and west end track No. 7.</p> <p>JERSEY CITY BRANCH: Jaey—All switches. Waldo—Switch to Waldo Avenue Yard.</p> <p>PASSAIC AND HARSIMUS BRANCH: Harsimus Cove (JH)—Crossover between tracks No. 5 and No. 6 and between tracks No. 6 and No. 7. Karny—Combination dividing switch at connection of track No. 2 and yard lead; switch to Government Lead.</p> <p>AMBOY BRANCH: SA—Connection of N.Y. & L.B.R.R. and Amboy Branch.</p> <p>BELVIDERE-DELAWARE BRANCH: Fair—Crossover between tracks No. 1 and No. 2.</p>		

1157-E1. Maximum speeds approaching a movable bridge on a track not protected by both a home signal and a distant signal.	
Location	Miles per Hour
Jersey City Branch: Hack (against current of traffic).....	20
P. & H. Branch: Hack (against current of traffic)..... Karny (against current of traffic).....	20 15
Greenville Branch: Bay (against current of traffic).....	20
CURVES, BRIDGES, ETC.	
1157-F1. Maximum speeds.	
Note: Where scheduled passenger train service is operated in the State of New Jersey, Permanent Speed Restriction Signs, displaying black numerals on rectangular yellow background, indicating speed restriction on curves or bridges will be in service, except within the limits of an interlocking. These signs will be located at braking distance in advance of the restriction.	
Main Line	Miles per Hour
Sunnyside Yard, east end loop tracks.....	15
Portal Movable Bridge.....	45
Ft. tr. oper. against current of traf. Portal Movable Bridge.....	10
Hudson loop track.....	5
Hudson—River Street: Track leading to Zausner Foods Incorporated.....	6
Curves between Elizabeth and South Elizabeth.....	55
First curve west of Trenton Passenger Station.....	65
Jersey City Branch	
Jersey City Viaduct:—Passenger Trains (No. 2 Track... —Freight Trains (No. 1 Track...)	30 20 15
Curves between west end Jersey City Viaduct and Waldo.	30
Curves bet. automatic signal 34 and Waldo No. 1 Track.	35
Curves between Waldo and a point 300 feet west of automatic signal 29, No. 2 Track.....	25
Hack Movable Bridge—with current of traffic.	45
Hack Movable Bridge—against current of traffic.....	20
Passaic and Harsimus Branch	
Bridge 6.16 over Jersey City Branch at Karny.....	15
Karny Movable Bridge.....	15
Hack Movable Bridge—against current of traffic.....	20
Greenville Branch	
Bay Movable Bridge—against current of traffic.....	20
P. A. & W. Branch	
Curve west of Union.....	30
Curve between WC and connection to No. 1 Track, west side of C. R. R. of N. J., overhead bridge.....	20
Princeton Branch	
Curves, Princeton Junction.....	15

Branches	Miles per Hour
Bordentown Branch	
South side Trenton Passenger Station— From east end Trenton Station platform to west end Fair Interlocking on all tracks to and from Bordentown Branch.....	10
Curves between BO and east end of Crosswick Creek bridge.....	20
Freehold Branch	
Allenwood: Over Gifford's Road Crossing.....	6
Farmingdale: Over highway crossing on Siding.....	6
Freehold: Between Switch 2 and a point 3700 feet east thereof (Hudson Street, third grade crossing east of passenger station), when crossing watchman is on duty as follows: 8.00 A.M. to 11.59 A.M. Daily except Saturday, 3.15 P.M. to 7.15 P.M. Sunday and Nov. 26, Dec. 25, Jan. 1, Feb. 22, over Bowne Ave., Monmouth Ave., Broad Street and Hudson Street grade Crossings.....	30
At other than times specified above special instruction 1103-B1 applies.	
Freehold: Over South Street and Main Street grade crossings.....	6
Englishtown: Over Pergolaville Road Grade Crossing... Jamesburg:	10
Between Jamesburg Passenger Station and a point 5020 feet east thereof (Buckelew Ave., grade crossing—fourth grade crossing east of passenger station).....	10
Belvidere-Delaware Branch	
Between a point 7,600 north and a point 10,600 feet north of Riegelsville (Pinchers Point).....	20
Note: Permanent Speed Restriction Signs in service.	
Between a point 8,700 feet south and a point 7,900 feet south of DY (Marble Hill).....	15
Between a point 5,600 feet south and a point 4,400 feet south of DY (Iron Mountain).....	15
Amboy Secondary Track	
Hightstown to K.....	20
Robbinsville—Over Allentown Road Grade Crossing ..	10
Yardville—Between 500 feet east and 500 feet west of Trenton Road grade crossing.....	15
Bordentown—Over Third Street crossing.....	20
Between Third St. Crossing and BO.....	20
Martins Creek Spur	
Curve at south end of Spur.....	10
Lambertville—Flemington	
Bridge 1.80, Alexauken Creek.....	10
Bridge 3.84, Alexauken Creek.....	10
Bridge 9.75, Neahanic Creek.....	10
Bridge 10.90, Neahanic Creek.....	10
Coalport-Hamilton Ave., Running Track.	
Trenton: Over East State Street and Perry Street grade crossings.....	6

ENGINES		
1157-G1. Maximum speeds, unless otherwise restricted.		
Class	Miles per Hour	
	Light	With Train
Electric Units:		
B1.....	25	25
DD1.....	50	50
DD2.....	50	70
E2B, E2C, E3B.....	50	60
FF2.....	50	50
GG1.....	50	80
L6, L6a.....	50	50
01a, 01c.....	50	80
P5, P5a, P5b.....	50	70
MU Cars (Multiple Units) except class E-5, E-6 and MP-85.....	65	
MU Cars (Multiple Units) class E-5, E-6 and MP-85.....	80	
Hudson & Manhattan Trains.....	60	
Rail Motor Car or Cars.....	65	
	Multiple Light	With Train
Diesel Units:		
Road "A" and "B" Unit Types—		
Passenger.....	60	80
Freight, except EH-15.....	50	65
EH-15.....	50	50
Freight-Passenger.....	60	75
Shifter Types—		
All classes, except following:	50	60
APS-24MS.....	60	75
AS-16MS, EFS-17M, ES-15MS.....	50	65
ES-15A.....	30	55
ES-6 (#5911 only).....	30	40
GS-4, GS-4M.....	30	30
A6-B.....	20	20
Pennsylvania-Reading Seashore Lines—		
BS-16ms (#6011-#6016, #6024-#6027, incl.).....	50	80
BS-16ms (#6007-#6010, incl.).....	50	65
BS-16m.....	50	65
BS-15ms.....	50	65
Single Units—Light—		
All Classes, except A6-B.....	30	
A6-B.....	20	

NOTE—

Diesel unit type designations:

Second letter (and third where used) in unit type designation indicates service as follows:

- “P”—Passenger.
- “F”—Freight.
- “H”—Freight (Helper).
- “FP”—Freight-Passenger.
- “S”—Shifter.
- “PS”—Shifter, Passenger.
- “FS”—Shifter, Freight.

Numerals indicate engine horsepower in nearest hundreds.

ELECTRIC ENGINES—HORSEPOWER

Class E2B.....	2500 Horsepower
Class E2C.....	3000 Horsepower
Class E3B.....	3000 Horsepower
Class FF2.....	3000 Horsepower
Class P5, P5a.....	3750 Horsepower
Class P5b.....	5350 Horsepower
Class GG1.....	4620 Horsepower

SECONDARY TRACKS, RUNNING TRACKS AND SIDINGS

1157-H1. Maximum Speeds, unless otherwise specified.

Track	Between	And	Miles per Hour
Amboy	JG	BO	30

SUNNYSIDE YARD: East End No. 9 Track..... DD1 type not restricted. Horn Track from No. 68 Lead to No. 105 Track..... DD1 5 MPH.			
SUNNYSIDE TO WEST PORTAL, NORTH RIVER TUNNELS..... Movement of more than two of fol- lowing types of engines: L6, DD2, P5, GG1; or more than one of these types and one DD1; or more than one of these types and two O1 en- gines coupled, prohibited be- tween West End Portal Mov- able Bridge and Sunnyside.			

ENGINE AND SPECIAL LOAD RESTRICTIONS

1160-A1. Engines are restricted at locations shown below:

NOTE—Letters and figures indicate:

- X—Prohibited.
 - A—Backward movement prohibited.
 - B—Backward movement restricted to speed indicated.
 - D—Operation of engines coupled prohibited.
 - E—Operation of engines coupled restricted to speed indicated.
 - R—Restricted account of light rail.
 - W—ES-15, EP-20, EP-22, EFP-15, EF-15, EH-15 restricted over interlocked crossovers on Jersey City Branch at Waldo.
 - Z—AF-15, AF-16, BF-15, BF-16 restricted in Third Rail Territory.
- Figures 5, 10, 15, etc., indicate maximum speed at which engines specified may be operated.
- P and FF-2 electric engines are restricted through New York River tubes and Pennsylvania Station, New York. FF-2 electric engines must not be operated into Jersey City account striking 3d rail at Journal Square.
- Due to weight restrictions, two FF-2 engines must not be coupled together. One FF-2 engine may be coupled to one or two GG-1 or P-5a.

Engines of classes other than those listed shall not be run over any portion of the Region unless authorized by Superintendent Transportation.

Diesel engines having less units than the number listed for that class may be operated under the same restrictions.

Any electric engine hauled “dead” in a freight train must not be placed more than 10 cars away from the hauling engine.

* Special instruction 1157-G-1 applies.

Symbol	CLASS OF ENGINES—SPECIAL LOADS											
	1	2	3	4	5	6	L	M	I	J	12	
LOCATION	ASB, ABB, BSB, BSA, BS7, BS7M, ESB, GS4, GS4M AS10, AS10A, AS10AM, AS10AS, AS10AMS, AS10M, AS10S, AS18M, BS10, BS10A, BS10AM, BS10AS, BS12, BS12AM, BS12AMS, BS12AS, BS12M, ES10, ES12, ES12M, FS10 AS15M, AS16, AS16M, AS16MS, AF15, AF16, BF15, BF15A, BF16, ES15M, ES15MS, EF15M, EF15, EF15A, EH15, EFP15, FS12, FS12M, FS16M, FS20, FS20M, FF16 AS18AM, AS24M, AFP20, BS16M, BS16MS, EP20, EP22, FP20, FP20A AS16A, AFS24MS, BS24, BS24M, BF16Z, BP20, ES15A, ES17M, FS24M, FF20, LS25, LS25M BH50, GG1, FF2, P5, P5A, DD1, DD2, E2B, E2C, E3B L M I J L6, L6A, O1, O1C, B1											
MAIN LINE ENTIRE REGION N. Y. N. H. & H. R. R. electric engines may operate conforming to restrictions shown for GG1 engines.												
SUNNYSIDE YARD: East End No. 9 Track..... X X X X X X X X X X .. DD1 type not restricted. Horn Track from No. 68 Lead to No. 105 Track..... X X X X X X X X X X 5 DD1 5 MPH.												
SUNNYSIDE TO WEST PORTAL, NORTH RIVER TUNNELS..... X X X X X X X X X X .. Movement of more than two of following types of engines: L6, DD2, P5, GG1; or more than one of these types and one DD1; or more than one of these types and two O1 engines coupled, prohibited between West End Portal Movable Bridge and Sunnyside.												

LOCATION	CLASS OF ENGINES—SPECIAL LOADS											
	1	2	3	4	5	6	L	M	I	J	12	
WC—PERTH AMBOY YARD Perth Amboy Yard			X	X	X	X	X	X	X	X	X	X
LINCOLN—RARITAN ARSENAL						X	X	X	X	X	X	
COUNTY—EAST MILLSTONE K, L, M, and all electric permitted to 1700 feet clear of Main Line.			X	X	X	X	X	X	X	X	X	X
GM Track			X	X	X	X	X	X	X	X	X	X
Sintex Inc. Track		X	X	X	X	X	X	X	X	X	X	X
U. S. Atomic Energy Commission		X	X	X	X	X	X	X	X	X	X	X
Jersey Paper Co.		X	X	X	X	X	X	X	X	X	X	X
MILE RUN YARD: East and West leg of WYE						X	X	X	X	X	X	
MIDWAY—ROCKY HILL L permitted from connection to No. 4 Track, Main Line, to 7,596 feet north and all electric to 730 feet north.			X	X	X	X	X	X	X	X	X	X
JAMESBURG BRANCH										X		
PRINCETON BRANCH			X	X	X	X	X	X	X	X		
MILLHAM—EAST TRENTON SWITCHES										X		
BORDENTOWN BRANCH Trenton: Hutchison and Hawk Co. Track Note: Class AS6, BS6, BB6E and ES6 diesel engines are not restricted.	X	X	X	X	X	X	X	X	X	X	X	X
Wilson Stokes Trestle, beyond sign	X	X	X	X	X	X	X	X	X	X	X	X
Roebings—(Front Entrance)			X	X	X	X	X	X	X	X	X	X
Trenton Pottery Co.			X	X	X	X	X	X	X	X	X	X
Bordentown: Bridge 0.49, Crosswick Creek K5 prohibited.								15	15	X	X	15
East leg of WYE								X	X	X	X	
BELVIDERE-DELAWARE BRANCH TRENTON TO BRIDGE 2.40 OVER CANAL FEEDER, 4200 FEET NORTH OF WARREN ST. Electric engines permitted to operate on electrified track.						X		X	X	X		
Trenton: Barracks Yard Wye: South Plug Track						X		5	X	X	X	X
Bel-Del Connection						X		A	X	X	X	X
Bank Track						X		5	X	X	X	X
Coalport Yard: Industrial tracks leading to Trenton Potteries Com- pany Muirhead Ave. plant		X	X	X	X	X	X	X	X	X	X	X
Eastward Running Track Hamilton Ave. Coalport						X		5	X	X	X	X
4200 FEET NORTH OF WARREN STREET TO BELVIDERE						X			X	X	X	
Moore: Mercer County Workhouse		X	X	X	X	X	X	X	X	X	X	X
Lambertville: Kingston Trap Rock Co. No. 3		X	X	X	X	X	X	X	X	X	X	X
Stockton: J. W. Smith's Sons		X	X	X	X	X	X	X	X	X	X	X
Milford: Chemical Industrial Track		X	X	X	X	X	X	X	X	X	X	X
Tirral Bros.		X	X	X	X	X	X	X	X	X	X	X
Phillipsburg: Phillipsburg Grocery Co. Track		X	X	X	X	X	X	X	X	X	X	X
Baker Chemical Track		X	X	X	X	X	X	X	X	X	X	X
National Biscuit Co. Track		X	X	X	X	X	X	X	X	X	X	X

LOCATION	CLASS OF ENGINES—SPECIAL LOADS											
	1	2	3	4	5	6	L	M	I	J	12	
ENTERPRISE TRACK Trenton-Lehigh Coal Co. Stengel Pottery	5	X	X	X	X	X	X	X	X	X	X	X
LAMBERTVILLE—FLEMINGTON Connection with C. R. R. of N. J. A. L. Lewis Track	10	10	X	X	X	X	X	X	X	X	X	X
MARTINS CREEK SPUR						X	X	X	X	X	X	X
AMBOY BRANCH SOUTH AMBOY JCT. TO JAMES- BURG Mile Post 3: J. R. Such Track											X	
Brown: Perth Amboy Water Works				X	X	X	X	X	X	X	X	X
Old Bridge: Anheuser-Busch Track				X	X	X	X	X	X	X	X	X
Quigley Co. Track				X	X	X	X	X	X	X	X	X
Spotswood: Freight House Track				X	X	X	X	X	X	X	X	X
Helmetta: Helme Co., Coal Trestle	X	X	X	X	X	X	X	X	X	X	X	X
JAMESBURG TO REGION POST— BORDENTOWN—(Atlantic District)										X	X	X
Hightstown: Coal Trestle				X	X	X	X	X	X	X	X	X
Yardville: Martin Brothers				X	X	X	X	X	X	X	X	X
Smith Coal Co.				X	X	X	X	X	X	X	X	X
Bordentown: Reeder's Coal Track				X	X	X	X	X	X	X	X	X
FREEHOLD BRANCH						X	X	X	X	X	X	X

1160-B1. OTHER EQUIPMENT RESTRICTIONS

MAIN LINE:

Wreck and work derricks not exceeding 16 feet 1½ inches above top of rail may be operated in overhead AC electric territory except as follows:

East and North River Tunnel—14 feet 6 inches.

No. 1 track, Jersey City Branch at Journal Square Station—15 feet 3½ inches.

Sunnyside Yard—

Harold Avenue overhead bridge—15 feet.

Honeywell Avenue overhead bridge—15 feet 1½ inches.

Movement of derricks exceeding above heights must only be made on written permission of Superintendent Transportation and must be accompanied by a qualified electrician. Before such movements are made, power must be shut off from overhead trolley wire over track on which derrick is to move. Before making such movements, conductors must know that the boom is down tight and properly secured.

Waverly wreck derrick No. 490729 may be moved through the North and East River tunnels and Pennsylvania Station at a speed not to exceed 15 miles per hour. Gasoline for light generator must be removed before entering tunnels.

Long Island Railroad wreck derrick No. 197, may, after removal of grab irons, smoke stack and ring, be moved through East River and North River Tunnels and Pennsylvania Station area, without de-energizing overhead wires, at a speed not to exceed 15 miles per hour.

Wrecking Crane 490751 located on Philadelphia Region and assigned to electrified territory must not be operated through

North and East River Tunnels, nor Pennsylvania Station, New York, account exceeding permitted wire height.

GP type hoppers must not be operated on tracks equipped for third rail operation.

Industrial Brownhoist ballast cleaners must not be operated east of Hack Interlocking or on tracks equipped for third rail operation.

Special groups of cars for handling long lengths welded rail consisting of 32 GRA, 2 FM and 1 F 30 cars have hand brakes removed, couplers blocked and cutting levers inoperative.

A type GRA car partially loaded dirt or gravel at each end equipped with hand brakes must be coupled to the special cars with couplers blocked and release riggings inoperative.

Movements of highway trailer trucks loaded on flat cars (Truc-Train Service) may be made only on No. 2 track through Newark station in either direction account of height.

The movement of any car containing car load shipment of gasoline or explosives is prohibited between South Street (Newark) and Hudson.

Cars weighing from 150,000 up to 170,000 pounds—same restrictions as to speed over certain bridges, etc., as apply to locomotives shown in column 2 of Special Instruction 1160-A1.

Cars weighing from 170,000 to 210,000 pounds—same restrictions as to speed over certain bridges, etc., as apply to locomotives shown in column 5 of Special Instruction 1160-A1.

Cars weighing from 210,000 up to 251,000 pounds—same restrictions as to speed over certain bridges, etc., as shown in column 7 of Special Instruction 1160-A1.

1160-B1a. New York, East and North River Tunnels—Movement of Passenger and Freight Equipment.

1. All hatch covers on cars must be closed and secured before entering tunnels.

2. Cars excluded from movement:

(a) Cars containing shipments of explosives (including fireworks) poison or compressed gases, inflammable liquids or other dangerous articles requiring protection of the following placards: Explosives, Poison Gas, Dangerous, Inflammable, Acid, Corrosive, Compressed Gas, Poison Gas or Poisonous.

(b) Cars with wooden or composite center sills.

(c) Cars exceeding dimensions shown in General Notice No. 207-A.

3. Operating limitations which must be observed:

(d) Passenger trains must not exceed 30 cars.

(e) Freight trains or trains of mixed freight and passenger equipment must not exceed 30 cars or 1800 tons.

(f) All cars in train carrying passengers must be of all-steel construction.

(g) All cars in other trains must have all-steel underframe.

(h) Car lighting equipment other than electricity is prohibited.

(i) Coal or charcoal ranges or heaters in cars of other than all-steel construction must have fires extinguished before entering tunnels. Conductors must know that fires are extinguished.

(j) Coal or charcoal ranges or heaters in kitchen cars of all-steel construction must have fire banked prior to entering tunnels.

Trains having kitchen cars equipped with gasoline ranges must not enter tunnels unless gasoline has been drained from same and all gasoline removed from cars. Eastward trains will stop at Lane to unload gasoline. These trains, when enroute to N.Y.N.H. and H.R.R. will stop at Harold to replace gasoline unless advised otherwise by military personnel in charge. Westward trains will stop at Harold to unload gasoline. These trains, if continued through New York, will stop at Lane to replace gasoline unless advised otherwise by military personnel in charge. Conductors will arrange to advise Train Commanders and request that ranges be drained and gasoline ready to be removed from train before arrival at above points, to prevent undue delay. Conductor must see that the engineman is instructed and must advise Superintendent Transportation of this Region, in advance, when such stop is to be made.

1160-B1b. Diesel Engines Between F and Portal:

Diesel engines, with engines or steam generators running, are prohibited between east portal of East River Tunnels and west portal of North River Tunnels. Diesel engines may be hauled in this area by electric engines.

NOTE—This instruction does not apply to diesel-powered dining car equipment or burro cranes.

1160-B1c. Branches:

On account of that portion of bridge No. 2.24 over Storage Track, Prospect Street, Trenton, being lower than the portion over the main track, cars or lading more than 15 feet 5 inches in height must not be moved under the bridge on this track.

Industrial Brownhoist ballast cleaners must not be operated between Trenton and Belvidere.

Cars weighing from 150,000 up to 170,000 pounds—same restrictions as to speed over certain bridges, etc., as apply to locomotives, shown in column 2 of Special Instruction 1160-A1.

Cars weighing from 170,000 to 210,000 pounds—same restrictions as to speed over certain bridges, etc. as apply to locomotives shown in column 5 of Special Instruction 1160-A1.

Cars weighing from 210,000 up to 251,000 pounds—same restrictions as to speed over certain bridges, etc., as shown in column 7, of Special Instruction 1160-A1.

1160-B1d. Yards:

Industrial tracks leading to Trenton Potteries Company Muirhead Avenue Plant, Coalport Yard, restricted for cars exceeding 52 feet 6 inches in length.

1160-E1. When car equipped with non-tight-lock coupler is coupled to car equipped with tight-lock coupler, knuckle on tight-lock coupler must be closed and knuckle on non-tight-lock coupler open when making coupling.

When cars equipped with tight-lock, couplers are coupled, indicator hole in lock connection must be entirely below coupler head to insure locking device is in anticreep position.

Brake pipe and train air signal hose on cars equipped with tight-lock couplers, when not in use, must be coupled to the dummy couplings at end of car, as they will not clear rail when hanging free.

Overhead Clearance

1163-A1. Employees are warned of close overhead clearance at the following locations and must not go on top of box cars, engines or other high equipment while movements are being made under these bridges or structures:*

Location	Between	And
37th St., New York	East Line 12th Ave.	Float Bridge
Centre St. Track	2nd St. Harrison	West End of Track
Millstone Track (Wertman St.)	1300 feet east of East Millstone Freight Sta.	1200 feet east of East Millstone Freight Sta.
MAIN LINE:		
Bridge 53.47 (Coleman's Road)	Lawrence	Millham
Bridge 54.83 (Whitehead Road)	Millham	Fair
Bridge 55.75 (Olden Avenue)		
Bridge 56.24 (Chambers Street)		
All Overhead Bridges and Structures	Fair	Holmes

Location	Between	And
AMBOY SECOND-ARY TRACK:		
Bridge 43.36	Prospect Plains	Cranbury
Bridge 27.29 (2nd St. Bordentown)	Yardville	Bordentown
Bridge 27.19 (Farnsworth Ave.)		
Bridge 27.13 (Prince St. Bordentown)		
MILLHAM-COALPORT:		
Bridge 0.78 (No. Clinton Ave. Trenton)	Millham	MG
Bridge 0.83 (Olden Ave. Trenton)		
Bridge 1.04 (Southard St. Trenton)		
BELVIDERE-DELA-WARE BRANCH:		
Bridge 65.08 (Market St. Belvidere)		
Bridge 62.76 (Foul Rift Road)	G	CR
Bridge 61.06 (Fines Road)		
Bridge 50.42 (L.V.R.R.)	PG	Kent
Bridges 41.42 (Finesville Road)	Riegelsville	HD
Bridge 2.24 (Prospect St. Trenton)		
Bridges 1.95 (Calhoun St. Trenton)	WB	MG
MORRISVILLE:		
Tatersall Track	Connection with Old Line	End of track

* NOTE: This instruction also applies to all yard tracks, not herein listed, serving enginehouses, shops, warehouses, piers, wharves, or other facilities, where there are overhead pipes or structures over such tracks.

1163-B1. Trainmen must not pass over container cars while cars are in motion.

1163-B2. Close clearance exists in various locations in New York Terminal area. Employees must use care and take precautions necessary to protect against injuries.

ELECTRICAL OPERATION

1167-A1. Electrical Operating Instructions, C. T. 290 in effect.

1167-A2. Power Directors are located at New York.

1167-A3. Employees working on or near energized wires must obtain permission and proper protection from Power Director.

1167-A4. Conductors and Enginemen are responsible for knowing that their men understand and comply with instructions for electrical operations.

When inexperienced employees are required to work in electrified territory, experienced employees must call their attention to the danger.

1167-A5. Following tracks equipped for A.C. electrical operation:

MAIN TRACKS—Between:

Harold and Region Post (Phila. Region), Main Line.

Jacy and Hudson, Jersey City Branch.

Waldo and WA-3, Passaic and Harsimus Branch.

Bay and Lane, Greenville Branch.

Union and WC, P. A. & W Branch.

SA and JG, Amboy Branch; except:

Trailing point crossover 4884 feet west of CQ.

Westward facing point crossover, between main track and Eastward Siding 1722 feet east of JG.

Crossover between Eastward Siding and No. 1 Siding (long siding) 1840 feet east of JG.

JG and Midway, Jamesburg Branch.

Nassau and Princeton, Princeton Branch.

Morris and Region Post (Philadelphia Region), Trenton Br.

Trenton and 180 feet west of westward limits Fair Interlocking, Main Track, Bordentown Branch.

Trenton and 325 feet west of eastward interlocking signal, Industrial Track, Bordentown Branch.

No. 1 Track from connection to No. 4 Track, West end of Trenton Passenger Station, to a point 2846 feet north thereof, Belvidere—Delaware Branch.

Facing-point crossover between No. 1 and No. 2 Tracks, 895 feet north of Fair, Belvidere—Delaware Branch.

No. 2 Track from facing-point crossover, 895 feet north of Fair, to a point 1005 feet north thereof, Belvidere—Delaware Branch.

Hunter—Connection from No. 4 track to L. V. R.R.

SIDINGS:

SA AND JG:

Eastward Siding, Helmetta to Jamesburg.

No. 1 Siding (long siding) from connection to Eastward Siding 258 feet east of JG to connection to Eastward Siding 5054 feet east of JG.

YARD TRACKS—**SUNNYSIDE YARD—**

All tracks except No. 74 and No. 75 tracks; No. 4 wheel pit; postal switching track; postal concentration center tracks No. 1, No. 2, No. 3 and Coal track; No. 61 crossover, leading from loop A to Postal Switching track, R Interlocking, Wreck Spur, Oil Spur, Incinerator Track and Track F Gosman Avenue Yard.

JERSEY CITY—

Tracks 1 to 9, inclusive.
Track Nos. 11 and 12 and connection to B Track.

HARSIMUS COVE—

Tracks 1 to 7 inclusive.
Brunswick Street back lead.
Brunswick Street ladder.
Water Plug Track from connection to Track 7 to 800 feet eastward
Old Stock Yard Tracks 2, 3 and 4 to a point 790 feet east of Yard Masters Office, Henderson Street.
New Stock Yard Tracks 5 to 9 inclusive, to a point 1490 feet east of Yard Masters Office, Henderson Street and No. 10 Track to a point 1280 feet east of Yard Masters Office, Henderson Street.
New Yard Ladder to a point 1300 feet east of Yard Masters Office, Henderson Street.

Back Lead.

A—Ladder Track to a point 85 feet east of Yard Masters Office, Henderson Street.

North Incline Track, Berwind White Coal Dock Pier, to a point 790 feet east of Yard Masters Office, Henderson Street.

Loop Track connection to Jacy.

MEADOWS YARD—

Engine Storage Tracks Nos. 2, 3 and 4, and connections from Engine Storage Tracks Nos. 2, 3 and 4, to connection to Outbound Engine Track 1760 feet east of Karny.

Cabin Track.

A-1 Lead.

Ladder Track west end Eastward Storage Yard and Eastward Receiving Yard.

Ladder Track east end Eastward Storage Yard.

Ladder Track east end Eastward Receiving Yard including Ladder Track west end tracks 14 to 22 inclusive, westward Classification Yard.

Eastward Storage Yard Tracks Nos. 12 and 19.

Eastward Receiving Yard Tracks Nos. 7 to 11 inclusive.

Westward Classification Yard Tracks 14, 15, 17 to 22 inclusive, from connection to westward ladder to 133 feet eastward.

Ladder Track west end Westward Classification Yard Tracks 1 to 14 inclusive.

Westward Classification Yard Tracks 1 to 14 inclusive from connection to westward ladder to 133 feet eastward.

No. 3 Old Receiving Yard Lead.

Ladder Track east end Eastward Classification Yard.

Running Nos. 1, 2 and 3.

Flat Tracks Nos. 1, 2 and 3.

Berwind Track.

Engine Track Karny to 1760 feet eastward.

MANHATTAN PRODUCE YARDS—

Display Yard Lead from connection to Government Lead to connection with No. 0 track.

Modoc Track from crossover switches Karny to connection with No. 0 Track.

HUDSON—

Tracks Nos. 5, 6, 8, 10, 11, 13, 14, 15 and 16, lead to No. 0 Track east of Hudson.

No. 0 Track from lead at Hudson to Karny.

GREENVILLE YARD—

Westward Make-up, Departure yard.

Tracks 1 to 11 inclusive from connection to Lead Track to 990 feet eastward.

Lead Track.

No. 1 Running Track.

Nos. 3 and 4 Hump Tracks from C. R. R. of N. J. Bridge to 800 feet eastward.

Southwest Lead and Westward Lighterage Yard lead from connection to No. 4 Hump Track to 1194 feet eastward.

Locomotive Lay-up Track.

Pit Track.

Nos. 1 and 2 Float Tracks to connection to No. 1 Running Track.

Receiving Yard Tracks 3 to 6 inclusive.

No. 3 Garden Track.

Nos. 4, 5, and 6 Garden Tracks from westward connection to No. 1 Track to 700 feet eastward.

Oak Island Interchange Track from connection to No. 1 Track (CY) to 1200 feet eastward.

WAVERLY YARD—

No. 8 East End Yard Track WA-5 to WA-4.

Spur Track WA-6.

Old Westward Track WA-6.

Westward Empty Yard Stub Track.

Eastward Receiving Yard Tracks 1, 2, 3 and 13.

Eastward Receiving Yard Tracks 4 to 12 inclusive, from Westward connection to lead to 300 feet eastward.

Eastward Receiving Yard Tracks 9 to 12 inclusive, from connection to lead to Set-off Track WA 4 to 400 feet eastward.

Westward Empty Yard Track No. 1 from connection to Old Westward Track to 250 feet eastward.

Westward Empty Yard Tracks 2 to 12 inclusive from westward connection to lead to 350 feet eastward.

Westward Preference Yard Tracks 4 to 11 inclusive from connection to Speedway to 350 feet eastward.

Old Eastward New York Bay Line Track WA-5 to WA-2.

Old Westward Bay Line Track, WA-5.

Bay Line Spur Track WA-5.

Speedway between WA-5 and WA-6.

No. 0 Track between WA-5 and WA-6.

No. 1 Running between WA-5 and WA-6.

HUNTER STREET YARD, NEWARK—

Drill Track.

Track No. 0 including connection to Track No. 1 (Hunter).

SOUTH BROAD STREET YARD, NEWARK—

Spur Track from connection to Express House Lead to 300 feet eastward.

Spur Track from connection to track No. 5 to Express House tracks.

Express House Tracks 1 and 2.

Milk Track.

WAVERLY—West Side

West Yard Track No. 4 and connection to Track No. 6, 1950 feet westward.

DURANT YARD—

Tracks A and B from eastward connection to No. 5 Track to 400 feet westward.

STILES STREET YARD, LINDEN—

Track No. 1.

Track No. 2, from connection to Track No. 1, 150 feet west of Stiles Street Undergrade Bridge to 950 feet westward, and from connection to Track No. 1 at North Rahway to 600 feet eastward.

Tracks Nos. 3 and 4, from connection to Track No. 0, 150 feet west of Stiles Street Undergrade Bridge to 950 feet westward.

RAHWAY—

Siding (Tail Track) from switch connection to westward track, 1066 feet west of Signal A205 to 510 feet east of switch connection.

Track No. 0 from and including connection to Track A, 140 feet east of North Rahway Station to and including connection to Track A, 300 feet west of Linden Station.

SOUTH AMBOY YARD—

Receiving Tracks, Nos. 1 and 2, including connection to Eastward Main Track.

Ladder Track west end Receiving Yard.

West end Track E-12 including connection to Lead to No. 2 Dumper and Pier C.

West end Tracks 1 and 2, Pier C, from connection to lead to 420 feet eastward.

West end Tracks 3 and 4, Pier C, from connection to lead to 500 feet eastward.

Loop Track.

Running Track.

Lead from Running Track to Pier C.

Lead to No. 1 Dumper.

Sand Bridge and Locomotive Cleaning Platform Track, including lead to Loop Track.

Cabin Track.

Passenger MU Yard Tracks 1, 2, 3, 4 and 5.

OLD BRIDGE YARD—

Empty Car Yard Track No. 1, including connections to Westward Main Track.

West end Empty Car Yard Tracks Nos. 2 to 7 inclusive from connection to Ladder to 500 feet eastward.

East end Loaded Car Yard Tracks Nos. 1 to 18 inclusive from connection to Ladder to 500 feet westward.

Loaded Car Yard Ladder including connection to Eastward Main Track.

East end Raccoon Tracks Nos. 1 and 2 from connection to Eastward Main Track to 350 feet westward.

West end Stock Ground Tracks Nos. 1 and 2 from connection to Eastward Main Track to 445 feet eastward.

LINCOLN-EDISON—

No. 5 and No. 6 yard tracks.

COUNTY, BALDWIN STREET YARD—

Spur Track, No. 1 and No. 2 Tracks from connection to No. 5 Track to 350 feet eastward.

Ladder Track west end Mile Run Yard including lead to Passenger MU Yard Tracks 1, 2 and 3.

Track No. 0 from connection with Track No. 1 to 275 feet westward.

MONMOUTH JUNCTION—

Set-off track, from connection to Main Track Jamesburg Branch, to end of track.

PRINCETON—

Lower yard Tracks 11 to 16.

Lower yard Lead A

TRENTON—

Barracks Yard—

East Side Tracks Nos. 1 and 2.

West Side Tracks Nos. 1, 2, 3, 4, 5, 6, 7, 9, 10, 11, 12, 13 and 14.

Track No. 7 from Olden Avenue to connection to junction Track No. 5 at east end of Advance Yard.

Passenger Station—

Track No. 7.

South Low Station Yard track to a point 150 feet east of Connection to Bordentown Branch and 300 feet west of Connection to Ladder Track.

Wall Track.

Crossover from Track No. 0 to Wall Track under Chestnut Avenue overhead bridge.

GRUNDY—

No. 5 Track from connection to No. 4 Track to 552 feet eastward.

BRISTOL YARD—

Track No. 1 from connection to Track No. 0 to 5030 feet westward.

Track No. 2 from connection to Track No. 0 to connection to Track No. 1 east of Scale House.

Track No. 2 from connection to Track No. 1 west of Scale House to 2495 feet westward.

Track No. 3 from connection to Track No. 0 to 788 feet westward.

TORRESDALE—

Siding from connection to Track No. 1 to 1900 feet westward.

TRENTON BRANCH—

Middle track between Morris and MA.

Trailing crossover between No. 2 main track and Middle track, west end C Yard.

Crossover leading from middle track to No. 2 track at Copper. West end of make-up track from connection to middle track to a point 400 feet east.

Trailing crossover between No. 1 main track and Running track, 2205 feet east of MB and Running track between this switch and east ladder of Eastward Receiving Yard. East ladder of Eastward Receiving Yard between connection with Running track and yard track (designated E-9) north of and adjacent to No. 1 main track;

East end of yard tracks of Eastward Receiving Yard north of No. 1 main track and designated consecutively from south to north as E-9, E-8, E-7, E-6 and E-5, for following distances from east ladder:

E-9 and E-8.....	530 feet
E-7	650 feet
E-6	750 feet
E-5	650 feet

E-1, E-2, E-3 and E-4, Eastward Receiving yard.

Connecting track between fly track south of Hump building and ladder track east end of tracks E1, E2, E3 and E4.

Crossover leading from No. 1 main track to ladder track at west end of tracks E-1, E-2, E-3 and E-4.

Crossover between track leading to east end of Tracks E-1, E-2, E-3 and E-4 and North Hump lead, 600 feet west of center line of Morrisville Scale.

Crossover between North Hump lead and Middle track 250 feet west of center line of Morrisville Scale.

East end of tracks 19, 20, 21 and 22 A Yard 1670 feet west of crossover between Middle track and lead track to A Yard.

West end of make-up track from connection to Middle Track to a point 400 feet east.

East end of 145 car make-up track from point of switch 415 feet east of center line of Hump building to a point 1400 feet west.

Hand-operated crossover between connecting track and middle track, trailing for westward movements on middle track 3929 feet west of MY.

Connecting track from hand-operated crossover 3929 feet west of MY to west end of A yard, Morrisville

Hand-operated crossover between No. 2 track and middle track, 3549 feet west of MY.

Electric Engine track from facing hand-operated switch for westward movements in Middle Track, 2040 feet west of MY to trailing hand-operated switch for westward movements to Middle Track, 3480 feet west of MY.

No. 1 Repair track from connection with Electric Engine track lead to a point 860 feet east.

West end of No. 1 and No. 2 tracks, A yard, Morrisville, from switch to connecting track to a point 1335 feet east thereof.

OTHER TRACKS:

HAROLD—

Eastward Local Track from continuation of Line 1 to Gosman Avenue.
 Eastward Express Track from continuation of Line 3 to facing point crossover leading from Eastward Express to Eastward North Side Track.
 Westward Express and Westward Local Tracks from Laurel Hill Avenue to connection to Line 2 and Line 4.
 Westward North Side Track from Laurel Hill Avenue to connection with Line 2.
 Eastward and Westward New York Connecting Tracks.
 Facing Point Crossover leading from Eastward Local Track to Eastward Express Track.
 Facing Point Crossover leading from Eastward Express Track to Eastward North Side Track.
 Facing Point Crossover leading from Eastward North Shore Track to Eastward New York Connecting Track.
 Facing Point Crossover leading from Eastward New York Connecting Track to Westward Express Track.
 Facing Point Crossovers leading from Westward Express Track to Westward Local Track.
 Facing Point Crossover leading from Westward Local Track to Westward Express Track.
 Facing Point Crossovers leading from Westward Local Track to Westward North Side Track.
 Facing Point Crossover leading from Westward North Side Track to Westward Local Track.
 Facing Point Crossover leading from Westward North Side Track to Line 4.
 Facing Point Crossover leading from Westward New York Connecting Track to Westward North Side Track.
 Facing Point Crossover leading from Westward New York Connecting Track to Westward Long Island Connecting Track.
 Trailing Point Crossover between Eastward and Westward New York Connecting Tracks 3880 feet east of Harold.

F INTERLOCKING—

Long Island City westward passenger track from Harold Interlocking Station to a point 825 feet west of F Interlocking Station.
 Long Island City westward freight track from a point 785 feet east to a point 410 feet west of F Interlocking Station.
 Facing Point Crossover leading from P. R. R. track, Sub. 1, to Long Island City westward passenger track 210 feet west of F Interlocking Station.
 Facing Point Crossover leading from Long Island City westward passenger track to P. R. R. track, Sub. 1, 642 feet west of F Interlocking Station.
 Facing Point Crossover located 225 feet east of F Interlocking Station leading from Long Island City westward freight track to Long Island City westward passenger track.
 Sub Tracks 1, 2, 3, and 4 between F and Q.
 Loop Tracks Nos. 1 and 2 between F and R.

R INTERLOCKING—

Loop Track A (R Interlocking).

Q INTERLOCKING—

Connecting Track between Q and Harold.
 Eastward and Westward Engine Tracks between Q and Sunnyside Engine House.

PENNSYLVANIA STATION, NEW YORK—

All Tracks.

JERSEY CITY—

Engine Track between east end Waldo Avenue Yard and Jacy.
 Track B between Jacy and Waldo.

MEADOWS—

Morris Track between Hack and Karny.
 Hand-operated crossover between Morris Track and Track 10, Eastward Storage Yard, 2300 feet east of Karny.
 Hand-operated crossover between Morris Track and Track 10, Eastward Storage Yard, 1250 feet east of Karny.

Between Karny and Hack via Government Lead, No. 1 Ice House and Grape Yard Lead.
 Display Yard Ladder between Government Lead and Naught Track.
 No. 0 Track between Karny switches and connection with Grape Yard Lead.
 Engine Track between Meadows and Karny.

HUNTER—

Hunter-18th Street Track from connection to L. V. R. R. to 950 feet westward.
 No. 5 Track between Hunter and Lane.

WAVERLY—

Set-off Track between WA-6 and WA-5
 Track A between WA-6 and WA-3
 Lehigh Valley Interchange Track (not in service for electrical operation).

ELMORA—

Track No. 0 from connection to Track A, Elmora to 8155 feet westward.

NEW BRUNSWICK—

No. 5 Track between Baldwin Street Yard and County.
 County—East Millstone Track to 1700 feet west of No. 4 Track connection.

MIDWAY—

Midway—Rocky Hill Track from connection to Track No. 4 to 780 feet eastward.

PRINCETON JUNCTION—

Track No. 5 from connection to Princeton Branch to 8230 feet eastward.

MILLHAM—East Trenton Switches—

Eastward Running Track Millham to a point 955 feet west of junction of east and west leg of Millham Wye.
 Westward Running Track from connection to Eastward Running Track to 720 feet westward and from a point 2897 feet west of Millham to 730 feet west thereof.
 Crossover between Eastward Running and Westward Running tracks, 2897 feet west of Millham.
 East and West leg of Wye from connection to track 5 to connection to Eastward Running Track.

MILLHAM TO FAIR—

Tracks Nos. 0 and 5.

Grundy to Morris—No. 0 Track.

1167-A6. Phase-Breaks

Location	Tracks	Cat. Pole	Distance of Break
Main Line	No. 1 and No. 2	W3.44	200 feet east of and 200 feet west of catenary pole W3.44

1167-A7. Position Light Phase-Break Indicator

Location	Track	Location of Indicator	Distance Between Indicator and Break
Main Line: East of Portal	No. 1 (Eastward) No. 2 (Eastward)	Signal Bridge W38	1500 feet
East of Portal	No. 1 (Westward)	On ground mast 185 feet west of Signal Bridge W37	2000 feet
	No. 2 (Westward)	On catenary pole W3.05	

1167-A8. When necessary to remove or apply jumpers between electric engines all pantographs must be lowered. If not practicable, open generator switch, battery switch, and air compressor switch during time of insertion or removal of jumpers.

1167-A9. Employees must not be on top of box cars, engines or other high equipment when movements are being made from sidings, yards or other tracks, which are not electrified, to tracks which are electrified, except in High Wire Territory.

1167-A11. Pantographs must not be dropped—between west portal of North River Tunnels and east portal of East River Tunnels—Sub-1 and Sub-2 tracks under L. I. R. R. tracks east of F Interlocking Station—under low overhead structures, except in New York as follows:

On Tracks Nos. 2, 3, and 4 after requesting Power Director to open Sectionalizing Switch No. 6353.

Yard A.

West end Yard E.

Pantographs must not be dropped until controller is in OFF position and control switches to blower motors, air compressors and heaters have been opened or it is known that trolley wire is de-energized.

There is no restriction on raising lowered pantographs in this territory.

Pantographs must be in down position at layover points except as outlined above or when required to be raised to make tests, heat cars, or to prepare them for movement.

1167-A12. Enginemen must personally operate engine between Newark and Harold, including Sunnyside Yard, except in case of extreme emergency. This instruction will not apply to yard engines while working within the confines of Sunnyside Yard.

1167-A13. When making back up movements with electric engines, except movements of single engine with streamlined cab, a member of the crew must take position on forward end of engine in direction of movement and control movement by means of hand signals to Engineman. He must observe all signals affecting movement of the engine and accordingly give hand signals to Engineman.

1167-A15. Operation of one multiple unit car is prohibited except when shifting. Before making such movements, air and hand brakes must be tested and known to be operative. These movements must not exceed a speed of 10 miles per hour.

This instruction does not apply to MU cars which are equipped with a special emergency brake system to permit single car operation at maximum speeds for MU trains.

In the operation of MU cars equipped with special emergency brake system, an EMERGENCY BRAKE SWITCH is located in each motorman's operating compartment. The special emergency brake system is operated by placing the EMERGENCY BRAKE SWITCH, in the operating compartment from which the car is being operated, in the "ON" position. It is to be used only in event of failure of the regular air brake system. The switch must normally remain in the "OFF" position. When in single car operation, the special emergency brake system on these cars must be tested from operating end before each trip by placing the EMERGENCY BRAKE SWITCH in "ON" position with brakes released and control plug inserted, noting that brakes are immediately applied on both trucks. When switch is placed in "OFF" position brakes must release on both trucks. This test must immediately follow the normal initial terminal air brake test as prescribed in Instruction 11-b of 99-D-1, Brake and Train Air Signal Instructions.

In making shifting movements with single D. C. multiple unit cars a running brake test must be made immediately after movement is started.

1167-A16. Heat numeral signs 0-1-2-3 will be displayed at:
Sunnyside Yard.....Crew Dispatcher's Office
New York.....Crew Dispatcher's Office
Jersey City.....Jacy
Newark.....Track E, west end
South Amboy.....Yard Master's Office
County.....Yard Master's Office
Trenton.....Baggage Room
Trenton (West Barracks).....Asst Yard Master's Office

Trainmen must observe heat board to ascertain what heat numeral is in effect, after which they must check heat switches and know cars are heated to proper temperature.

1167-A17. Engines and cars must stop clear of insulated rail joints on east end of Tracks Nos. 2 to 9, inclusive, Jersey City Passenger Station. Locations of insulated rail joints are designated by yellow stripe painted across tracks and red sign with yellow cross suspended adjacent to track.

1167-A21. Torresdale—Before making movements with A.C. electrical equipment on Industrial Track, Trainmen must operate Sectionalizing Switch No. 10, located on catenary pole 74.09 to CLOSED position. Sectionalizing Switch must be restored to OPEN position after completing movement.

Sleet Instructions.

1167-A22. During sleet storms pantographs of electric engines in passenger service and multiple unit cars will be examined on trains making schedule stop at Trenton.

Enginemen of eastward passenger trains making schedule stop will stop with front end of leading engine opposite east end of eastward station platform.

Enginemen of westward passenger trains making schedule stop will stop with front end of leading engine opposite west end of westward station platform.

Boiler must be operated in manual control using stack blower approaching Trenton to permit engineman to lower pantographs.

Engineman must lower pantographs immediately after stopping to permit qualified employe to make pantograph inspection. Engineman must not raise pantographs until after inspection is completed and has been so advised by the qualified employe that pantographs may be raised.

1167-A23. New Haven R. R. Enginemen of electric engines are responsible for knowing that changeover switch is in A. C. position, D. C. pantograph locked down and third rail contact shoes in raised position clear of third rail and protection board.

Employees are prohibited from moving A. C. changeover switch from A. C. position.

1167-A24. Class MP85 MU equipment (recently acquired from Budd Company) is equipped with air springs. If there is a failure on any of the air springs, their movement must not exceed a speed of 30 miles per hour and diverting movements a speed of 15 miles per hour to the next terminal. Failure of an air spring will be known by the riding qualities or a possible list of the car.

D. C. Electrical Operation.

1167-B1. Following tracks equipped for D. C. electrical operation:

MAIN TRACKS—Between:

Harold and west portals of North River tunnels.
Waldo and Hudson (Jersey City Branch).
Track No. 4 Hudson to Track W Dock.
Track W Dock to Newark MU Yard.
Track E Newark MU Yard to Track 1 Dock.
Track 1 Dock to Hudson.

YARD TRACKS:

SUNNYSIDE YARD:

Sub. Tracks 1, 2, 3 and 4.
Long Island Connecting Track.
Run Around Track.
No. 5 Storage Track.
Nos. 3 and 4 Pit Tracks, east and west ends.
Nos. 1 and 2 Engine House Tracks.
Wreck Train Track.
Hump Track.
Ladder Track to Turn Table and Wheel Tracks.
East Ladder Track No. 6 to connection to Hump Track.
East End East Ladder Track No. 2 to 35 feet east of R.
East End East Ladder Track No. 3 to 135 feet west of R.
East End East Ladder Track No. 4 to 300 feet west of R.
East End East Ladder Track No. 5 to 640 feet west of R.
West Ladder Tracks 1 to 5.
Tracks 45 and 50, Tracks 67 and 68, Tracks 71 and 72, Tracks 101 to 106.
No. 68 Spur

NEWARK—

MU Yard Tracks, including Tail Track.

OTHER TRACKS:

Loop Tracks Nos. 1 and 2 between F and R.
Eastward and Westward Engine Tracks between Q and Sunnyside Engine House.
Pennsylvania Station, New York.

HUDSON—

Track 10 from eastward Connection Track 1 to 836 feet westward.
Crossover Route Track 4 to Track 1.

1167-B2. When there is possibility of contact between D. C. electric engines or D. C. multiple unit cars and electric return circuit, as represented by running rail, being broken, third rail contact shoes must be removed from contact with third rail.

1167-B3. When two or more H & M. R. R. Trains using D. C. electric power stop on the same track a short distance apart, train that is close to train ahead, must not start until preceding train has been under headway one minute.



1167-B5. Run in Series signs when lighted indicates partial failure of D. C. power supply and requires that all D. C. Electric Trains operate in the Series Running position between specified points as follows:

Location of Sign	Run In Series		
	Track	Between	And
440 feet east of JO Interlocking Station.....	No. 1	JO	Harold
565 feet east of C Interlocking Station.....	No. 3	C	Harold
1205 feet west of F Interlocking Station.....	No. 2	F	JO
785 feet west of Harold Interlocking Station.....	No. 4	Harold	C

In all cases of abnormal low DC power, even though Run in Series signs are not displayed, enginemen will run carefully for one minute after power is restored to prevent abnormal loads on the power system

1167-B8. Portable Third Rail Jumpers are located at east end, westward platform Harrison and at all interlocking stations in D. C. electrified territory. They must be replaced after using.

1167-B9. Type H2C Auxiliary or Compromise Car Couplers for coupling H. & M. R. R. 1200 series cars and P. R. R. Equipment are located at Waldo and Hudson Block Stations.

TRAIN DISPATCHERS

1201-A1. Location of Train Dispatchers—

New York:

Train Dispatchers in charge as follows:

Main Line: A to Holmes

Branches:	Jersey City	Jamesburg
	P. and H.	Princeton
	Greenville	Belvidere-Delaware
	P.A. and W.	Bordentown
	Amboy	Trenton
	Freehold	

Secondary

Tracks: Amboy

Movements on main tracks will be in charge of Train Dispatcher of this Region, except:

	Between	And	Note
Main Line	Harold	A	1
Trenton Branch (When MA is closed)	MB (No. 1 track) Copper (No. 2 track)	Region Post (Phila. Region)	2
Trenton Branch (When MA is open)	MA	Region Post (Phila. Region)	2
Amboy Branch	BO	Region Post (Atl. District)	3

Note A. — In the application of Rules 335 and 361, where Rule 261 is in effect, fixed signals and not hand signals used at F to indicate condition of the block on No. 1 and No. 3 tracks for westward trains also at JO and C to indicate condition of the block on No. 2 and No. 4 tracks for eastward trains.

Note B. — Eastward shifting movements on No. 2 track Passaic and Harsimus Branch from switch leading to Marion Yard may be made east of block signal located 1080 feet west of western limits of Waldo Interlocking on permission from Operator Waldo.

Note C. — Eastward movements on No. 2 Track P & H Branch between connections to Westbound Classification Yard, 1500 feet west of Hack, and Hack, may be made on permission from Operator at Hack.

Note D. — Drill movements sufficient to clear switches at WA-3 may be made on No. 2 Track between WA-3 and WA-2 on permission from Operator at WA-3.

Note E. — Trenton Branch—Westward movements on No. 1 track between Morris and MB and eastward movements on No. 2 track between MY and Morris may be made on verbal permission from Operator at Morris and proper signal indication.

Note F. — Southward movements on No. 1 track, MG to Switch 1. Coalport, and shifting and light engine movements on No. 1 track between MG and Fair may be made on permission from Operator at MG or restricting signal at MG and, in addition, yellow flag or yellow light hand signal.

Before authorizing such movements, Operator at MG and Train Director Fair must first arrange for proper protection and know that track on which movement is to be made is clear of opposing movements.

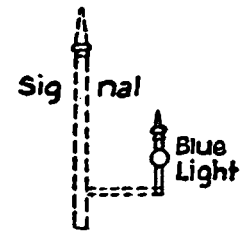
All other movements against current of traffic between Fair and MG must be by Train Order.

Note G. — LANE Block and Interlocking Station will not control movements on Track No. 1. When making movements against current of traffic on Track No. 1, Block extends Hunter to Elmora.

Note H. — At Fair, a proceed signal displayed for westward trains to Bordentown Branch on Block Signal 2400 feet west of Fair will indicate that all trains due which are superior have arrived or left.

1280-A to 1296-A1. Signal aspects not in conformity with the typical aspects, in service:

Signal Mast Bracket Marker.

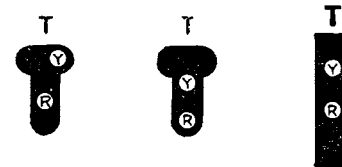


INDICATION—One track intervenes between signal and track it governs.

NAME—Signal mast bracket marker.

Signal mast bracket marker in service: Bordentown Branch.

Distant signal M-322, 6000 feet west of Fair.



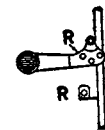
INDICATION — Proceed prepared to stop at next signal. Train exceeding slow speed must at once reduce to that speed.

NAME—Approach.

In service between East portal of North River and West portal of East River Tunnels.



INDICATION—Proceed.
NAME—Clear.



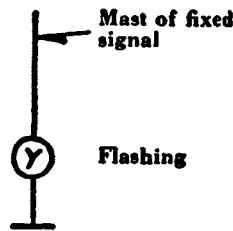
INDICATION—Stop.
NAME—Stop-Signal.



INDICATION—Proceed.
NAME—Clear.

NOTE—To apply to trains governed by fixed signal under which located.

INDICATION—Orders.
NAME: Train-order.



1280-A to 1296-A2. Duplicate Signals are located on left side of track at:

First Home Signal Track No. 1, A Interlocking.
Signal 4E11 Track 4 East River Tunnel.
Signal 4E25 Track 4 East River Tunnel.
Signal 2E21 Track 2 East River Tunnel.

1280-A to 1296-A3. At A, JO, KN, C, R and Q Interlockings when a train extends beyond first home signal or stops after passing same, train must not move until either Engineman or a member of the crew has observed signal and has verbally notified the Engineman immediately prior to moving, that signal is in passing position.

1280-A to 1296-A6. When letters H-M are displayed, signal must not be accepted by any trains except Hudson Tube trains.

H. & M. R. R. trains must not accept signal at Waldo for movement from No. 1 track (Jersey City Branch), or signal from track 4 at Dock, unless H-M sign is displayed. Eastward H. & M. R. R. trains making station stop at Journal Square must not accept signal for movement to No. 1 track (Jersey City Branch) unless instructed to do so by Operator Waldo or WR.

1291-A1. When Signal P-80 on Passaic and Harsimus Branch indicates "Stop then Proceed at Restricted Speed," train will contact Karny before proceeding.

Automatic Train-Stops (Trippers)

1299-A1. Automatic train-stops are located as follows:

Location	Signals
F	All Home signals immediately preceding, and governing movement into tunnels except low Home signal governing westward movement from Track Sub. 4.
East River Tunnels	All fixed signals with the current of traffic except Block signal 1E28, track No. 1 (Distant signal to F).
JO and C	All Home signals immediately preceding, and governing movement into, tunnels.
A	All Home signals immediately preceding, and governing westward movement into tunnels.

Note: See Special Instruction 1299-A2.

Manual Release of Automatic Train-Stops (Trippers).

1299-A2. Release mechanism is located in case adjacent to signal.

When a train equipped with automatic train stops '(trippers)' is stopped by a signal at which an automatic train stop is located, to enable the train to proceed the Conductor or Engineman, or such person as they may designate, must be governed as follows:

Place P. R. R. switch key in slot in small iron case and turn key to right, holding for five seconds or until it is known automatic train stop is down; key may then be removed and train proceed in accordance with signal indication. Automatic train stop will remain down until entire train has passed over same. If train stop does not remain down when key is removed, reinsert key and turn to right, holding same to the right until entire train has passed over train stop.

If for any reason automatic stop arm cannot be released by using switch key, train may pass same in tripping position. When this occurs great care must be exercised to avoid damage to train and Train Director at A must be immediately notified.

When train is assisted by one or more engines at rear of train equipped with automatic train stop, the automatic train stops on assisting engine or engines must be made inoperative by closing cutout cocks in brake pipe leading to automatic train stop. This must be done before movement is started. After assisting service has been completed, cutout cocks must immediately be opened to restore normal operation.

1299-A3. Minimum distance from signal to point at which automatic train stop (tripper) at that signal will go to tripping position is as follows:

East River Tunnel, track No. 1 1287 feet
East River Tunnel, track No. 2..... 1250 feet
East River Tunnel, track No. 3..... 1050 feet
East River Tunnel, track No. 4 1080 feet

When trains equipped with automatic train stops exceed above lengths, crews must take precaution to prevent trains being tripped, either by cutting out tripping device on rear cars or by operating tripper release mechanism until entire train has passed signal

1299-A4. Automatic train stops (trippers) located at the following points work in conjunction with smash boards only and are not equipped with release mechanism: Interlocking home signal governing eastward movements on No. 1 track at Hack. Interlocking home signal governing westward movements on No. 2 track at Hack. Interlocked home signal governing eastward movements on E track at Dock. Interlocked home signal governing westward movements on W track at Dock.

Facing Hand-operated Switches

1362-A. Train orders must be used to advance a train or engine at a Manual Block Signal which cannot be cleared where facing hand-operated switches are connected with the signal.

Facing Hand-operated Switches Connected with Manual Block Signal.

1362-B. Locations:

Block Station	Block Signal Governing Movement		Facing Switches Connected to Signal between
	Direction	Track	
Fair	Westward	Single	Block Station and M.P. 1
Midway	Eastward	Single	Block Station and Dayton
SG	Westward	Single	Block Station and M.P. 1
Farmingdale	Westward	Single	Block Station and M.P. 9
Frenchtown*	Northward	Single	Block Station and Distant Switch Signal B-326
MG	Northward	Single	Block Station and Tatersall Industrial Track
JG	Westward	Amboy Secondary	Block Station and M.P. 14

NOTE—A train or engine receiving a train order to pass a Manual Block Signal which cannot be cleared where facing hand-operated switches are connected with the signal, must be advised of the condition of the block ahead and trains and engines must approach such switches prepared to stop short of switches not properly lined.

*This switch is connected with the interlocking signal Sundays, Nov. 26, Dec. 25, Jan. 1, Feb. 22, also Monday through Saturday between 10.00 P.M. and 6.00 A.M.

1551-A2. Testing sections, in addition to those at terminals, located:

Trenton—

No. 5 track at west end of station platform.

Eastward station track, 225 feet west of east end of eastward platform.

North side low platform track 225 feet west of east end of eastward platform.

South Amboy Junction—

Between SA and end of two main tracks SA from 1100 feet west of SA to 100 feet west thereof.

Union—

Eastward Connecting Track Perth Amboy and Woodbridge Branch from a point 135 feet west to a point 255 feet west of eastward home signal.

Newark—

South Broad Street yard, wire train storage track.

Journal Square (H. & M. R. R.)—

West ends of Tracks A, C, F and R.

Pennsylvania Station, New York—

East end of tracks Nos. 5 to 21, inclusive, except 9 and 10 (L. I. R. R.).

East end of tracks Nos. 9, 10, 13 and 14. (P. R. R.)

West end of tracks Nos. 1 to 18, inclusive, and track 5, Yard A.

1557-A1. A change in cab signal to "Restricting" at following locations will indicate the home signal is more restrictive than "Slow-approach":

Location	Direction of Movement	Approximate Distance from Governing Home Signal	Track
County	Westward	3000 feet east of	2, 3 and 4
County	Eastward	4200 feet west of	1, 2 and 3
Midway	Westward	4475 feet east of	2, 3 and 4
Midway	Eastward	3420 feet west of	1, 2 and 3
Midway	Jamesburg Br. Westward	3490 feet east of	Main
Morris	Westward	4782 feet east of	2, 3 and 4
Morris	Eastward	3625 feet west of	1 and 2

1559-A1. On permission of the operator, when authorized by the Superintendent Transportation, MU trains (except L. I. R. R. trains) may be dispatched from their terminal with cab signal apparatus not in operative condition between:

6.00 A.M. and 9.00 A.M.

3.30 P.M. and 6.00 P.M.,

if cab signal test cannot be completed because of failure of equipment, or the leading car extends beyond testing section.

Such trains may proceed at authorized speed, governed by fixed signal indication and must not pass Stop-and-proceed signal (Rule 291) or Restricting signal (Rule 290), except when governed by interlocking signals, unless permitted by the operator when authorized by the Superintendent Transportation.

1560-A1. Following exceptions authorized for trains and engines not equipped with cab signals:

(a) Wire, work and wreck trains and ballast cleaners to and from work.

(b) Engines not equipped with cab signal apparatus or equipped with cab signal apparatus not in operating condition for direction it is to move, or pushing cars between:

Jacy and Hudson,
Hudson and Lane,
Lane and Union,
Union and WC,
Millham and MA.

(c) Engines moving to and from shops.

1560-B2. Long Island Railroad trains equipped with Automatic Speed Control in operative condition for the direction they are to move will be considered as meeting the requirements of the Rules in the same manner as if they were equipped with cab signals.

If Automatic Speed Control fails, it will be cut out and the movement will proceed governed by fixed signal indications but not exceeding 40 miles per hour. In such cases crews are relieved from reporting the failure at the next point of communication; eastward trains will proceed to Harold and report to operator and westward trains will report failure to train-director at A (Extension 2001) on arrival at New York.

INTERLOCKING

1606-A1. Emergency Signals—Whistle or Horn, in service as follows:

All interlocking stations except—Farmingdale, Frenchtown, MG, G and BO.

1616-A1. In the operation of trains with Tubular Train equipment:

Employees governed by "Instructions Governing operation of Signals and interlockings" (C.T. 405) must assure themselves that no lever of the interlocking in their charge controlling a switch over which tubular trains are routed will be operated until they know that the entire train is clear of the involved switch. Where practicable, blocking devices must be used for this purpose.

TELEPHONE—TRAINPHONE

1701-A1. Telephones in East and North River Tunnels equipped with loud ringing bells at and between telephones.

Persons who wish to communicate with any person in tunnels should call central and state to the operator the person wanted and in which tunnel they are located.

Calls are as follows:

- Telephone Exchange 1 long
- Trainmen and Emergency Call 2 short
- Trackmen 3 short
- Telegraph and Telephone Repairmen 4 short
- Signal Maintainer 1 long 1 short
- Electric Traction Employees 1 long 2 short

1701-B1. New light-weight stream-lined Pullman cars are equipped with telephone, radio and train line connectors which are connected and disconnected by Pullman employees.

If necessary to part these cars, care must be exercised to see that connectors have been removed before cars are separated.

**USE OF TRAINPHONE FOR
MANUAL BLOCK SIGNAL SYSTEM OPERATION**

1707-A1. Train phone in service.

	Between	And
Belvidere Delaware Branch	MG	Kent

Home Region	Name	Occupation	QUALIFIED FOR SERVICE									
			PART OF ZONE QUALIFIED FOR:									
REGION	ZONE											

TO ALL EMPLOYEES—

Your company, cooperating with the local, state and national safety councils, is earnestly interested in preventing accidents to you, members of your family and your friends.

We should unite to prevent the many needless tragedies that occur in the home, on the highways, and at work.

Please lend your personal efforts to prevent accidents by heeding safe driving rules on the highways, by adopting safe practices in the home and complying with all the rules of your company while on duty.

The rules of the Pennsylvania Railroad Company are designed for your safe guidance—respect them, strictly comply with them.

Live longer and happier by always practicing safety.

R. E. BLOSSER,
Superintendent Transportation

Approved:

N. L. FLECKENSTINE,
Regional Manager

THE PENNSYLVANIA RAILROAD
NEW YORK REGION

NEW YORK, N. Y., October 19, 1959

GENERAL ORDER No. 801

Effective 2.01 A.M., Sunday, October 25, 1959

Applies in All Zones

- (a) Time-Table No. 8 in effect. It contains the necessary instructions issued in general orders up to and including No. 710, all of which must be removed from bulletin boards.

Each employee must examine each page of Time-Table No. 8 to see that his copy is complete, pages properly lined up, and note changes.

- (b) **BOOK OF RULES**

RULES FOR CONDUCTING TRANSPORTATION

Rules for Conducting Transportation, effective October 28, 1956, revised in part as follows:

Revisions of April 28, 1957:

Rule 104, page 34.
Rule 331, page 77.
Rule 365, page 79.
Rule 629, page 90.
Form C, page 98.
Form K, page 99.
Rule 4076-J (added), page 112.

Revisions of October 27, 1957:

Rule 30, page 23.
Rule 400C-1 (added), page 100.
Rule 4103-B, page 113.
Rule 4165-A, page 131.

Revisions of September 1, 1958:

Rules G and H, page 8.
Rule R, third paragraph, page 10.
Rule 103, portion of last paragraph, page 34.
Rules 104 and 105, pages 34 and 35.
Rule 502, page 80.
Rule 400N-21, pages 107 and 108.
Rule 4076-F, page 112, and Index, page 3, 18th line.
Rule 4076-I, page 112.
Rule 4154-B, pages 115 and 116.
Rule 4165-A, page 131.
Rule 283, page 56, NOTE 2 added.
Rule 400N-4, page 105, added.
Rule 4076-J, page 112, in sequence.

Revisions of February 27, 1959:

Rule 26, second and third paragraphs, page 23.
Rule 34, page 24.
Rule 75, pages 25 and 26.
Rule 76, second and fourth paragraphs, page 26.
Rule 77, second paragraph, page 26.
Rule 99, fourth paragraph, page 32.
Rule 106, page 35.
Rule 204, third paragraph, page 37.
Rule 293-A, page 68.

(Page 1 of 3 Pages)

GENERAL ORDER No. 801—Page 2 of 3 Pages

Rule 365, second and fifth paragraphs page 79.

Rule 568, page 87.

Rules 701, 702, 703, 704, 705, 706, 707, and 708, pages, 92, 93, 94 and 95.

Form K, second paragraph of instructions, page 99.

Rule 4165-A, page 131.

Employees must paste Rule revisions in sticker form over the corresponding Rule, or page, in their copy of the Book of Rules (CT 400) as indicated thereon.

(c) **BRAKE AND TRAIN AIR SIGNAL INSTRUCTIONS** 99-D-1, changed.

Second paragraph of Instruction 7-c, page 28, changed to read: The number of cars with UC, PC or LN types of brake equipment must not exceed 30 in any train.

Employees must correct page 28, in ink.

Applies in Zone B

(d) **JERSEY CITY BRANCH**
JACY-WALDO

Maximum speed passenger and freight trains:

	No. 2 Track		No. 1 Track	
	Psg.	Frt.	Psg.	Frt.
	Miles per Hour			
Jersey City Branch				
Between:				
Signal Bridge 21 to Waldo	30	30	30	30
Waldo to Signal Bridge 34-35	50	50	50	50

Special Instruction **1157-C1** changed.

(e) **JERSEY CITY BRANCH**
WALDO-DOCK

Maximum speed H. & M. R.R. trains over **Hack** Movable Bridge with current of traffic, 45 miles per hour.

Maximum speed H. & M. R.R. trains between **Waldo** and **Dock**, 60 miles per hour.

Special Instructions **1157-F1** and **1157-G1** changed.

(f) **MAIN LINE**
LANE

Automatic Block Signal 113 governing westward movement on No. 3 track, 4530 feet east of **Lane**, equipped with yellow triangle outlined in black.

Home Signal governing westward movement on No. 3 track, 499 feet east of **Lane**, equipped with yellow triangle outlined in black.

GENERAL ORDER No. 801—Page 3 of 3 Pages

Home Signal governing eastward movement on No. 3 track, 773 feet west of **Lane**, equipped with yellow triangle outlined in black.

Applies in Zone C

(g) **MAIN LINE**
ELIZABETH

Automatic Block Signal 136 governing eastward movement on No. 3 track, 2100 feet east of **Elizabeth**, equipped with yellow triangle outlined in black.

(h) **MAIN LINE**
MIDWAY

Automatic Block Signals 395 governing westward movement on Nos. 3 and 4 tracks, 9575 feet east of **Midway**, equipped with yellow triangle outlined in black.

Home Signals governing westward movement on Nos. 3 and 4 tracks, 1000 feet east of **Midway**, equipped with yellow triangle outlined in black.

Applies in Zone D

(i) **FREEHOLD BRANCH**
ALLENWOOD

Facing hand-operated Switch for eastward movement in main track, 4300 feet west of **Allenwood**, leading to Hause Sand and Gravel Company track, out of service.

Fixed Signal No. F-268 governing eastward movement, 14300 feet west of **Allenwood**, out of service.

Applies in Zone E

(j) **AMBOY SECONDARY TRACK**
CRANBURY - HIGHTSTOWN

Facing hand-operated Switch for eastward movement in secondary track, 3077 feet east of **Cranbury**, leading to Carter Products Company track, in service.

This General Order is printed in Time-Table No. 8 and will not be issued in sticker form.

R. E. BLOSSER,
Superintendent Transportation

**THE PENNSYLVANIA RAILROAD
NEW YORK REGION**

New York, N. Y., November 10, 1959

GENERAL ORDER No. 803

Effective 12.01 A.M., Monday, November 16, 1959

Applies in All Zones

(a) TIME-TABLE AUTHORITY

Schedule of No. 3505 added.
 Schedule of No. 4109 due to leave Princeton at 5.52 P.M., renumbered No. 4117.
 Schedule of No. 4110 due to leave Princeton Junction at 6.04 P.M., changed and renumbered No. 4118.
 No. 4272 will run Sunday only.
 Sticker coupons attached to sticker form of this General Order must be detached and pasted in time-table as follows:
 No. 3505 over blank column following No. 3503, page 111.
 No. 4272 over corresponding schedule, page 128.
 No. 4117 over No. 4109 in column following No. 4167, page 129.
 No. 4118 over No. 4110 in column following No. 4168, page 129.
 No. 3503 changed to run Saturday and Sunday only. Will not run November 26, December 25, January 1, February 22, page 111.
 No. 3505 will run November 26, December 25, January 1, February 22, page 111.
 No. 3710 will not run November 26, December 25, January 1, February 22, page 115.
 Employees must correct pages 111 and 115, in ink.

**(b) TRAINS WAIT FOR CONNECTION
PRINCETON JUNCTION**

<u>Train No.</u>	<u>Due To Leave</u>	<u>Wait For Train No.</u>	<u>Due To Arrive</u>
238	3.11 P.M.	4109	2.59 P.M.
3829	3.02 P.M.	4109	2.59 P.M.
259	3.26 P.M.	4157	3.25 P.M.
242	6.01 P.M.	4117	5.57 P.M.
268	7.36 P.M.	4111	7.32 P.M.
4110	3.13 P.M.	3829	3.02 P.M.
4110	3.13 P.M.	238	3.11 P.M.
4158	3.29 P.M.	259	3.26 P.M.
4170	6.15 P.M.	242	6.01 P.M.
4112	7.38 P.M.	268	7.36 P.M.

Employees must correct pages 135 and 136, in ink.

Applies in Zone E

**(c) AMBOY BRANCH
SA—JG**

Single track between JG and OB changed to Amboy Secondary Track of no assigned direction, controlled by JG.

Page 1 of 2 Pages

No. 1 track between OB and CQ changed to No. 1 Amboy Secondary Track, assigned direction Eastward, controlled by SA. Reverse movements on permission from SA.

No. 2 track between CQ and OB changed to No. 2 Amboy Secondary Track, assigned direction Westward, controlled by SA. Reverse movements on permission from SA.

Signal indication at CQ or Deep Cut will be permission for westward movements on No. 2 track.

Single track between CQ and SA changed to Amboy Secondary Track of no assigned direction, controlled by SA.

Train Dispatchers located at New York in charge.

Special Instruction 1201-A1, changed.

Yard limits indicated by yard limit boards now designated in Special Instruction 1093-A1 remain in service.

Special Instruction 1093-A1, changed.

Rules 271 to 273, inclusive and Rules 305 to 373, inclusive, except Rule 316, in effect between JG and OB; on No. 1 track between OB and CQ and on No. 2 track between Deep Cut and OB.

Rules 271 to 273, inclusive, Rule 501 to 512, inclusive, with the current of traffic and Rule 317 for movements against the current of traffic, in effect between CQ and Deep Cut on No. 2 track.

Rules 271 to 273, inclusive, and Rules 261 to 264, inclusive, in effect between CQ and SA.

Special Instruction 1250-A1, changed.

Rule 99 will not apply. Extra trains, except passenger extras, will run on verbal permission of the operator when authorized by the Superintendent Transportation; authority for movement of passenger extras must be in writing.

All maximum speeds on curves, bridges, etc., engine restrictions, other equipment restrictions and General Instructions remain in effect.

Maximum speed between JG and SA, 30 miles per hour. Special Instruction 1157-C1, changed.

**R. E. BLOSSER,
Superintendent Transportation.**

3505	4272	4117	4118
	P. M.	SAT. ONLY	P. M.
	\$ 7.30		\$ 6.03
P. M.	G.O. 803	P. M.	G.O. 803
\$ 11.51	\$ 7.25	\$ 5.52	\$ 5.58
	P. M.	G.O. 803	P. M.
	\$ 12.01	\$ 5.57	
	SUN. ONLY	P. M.	SAT. ONLY
	\$ 12.09	4272	4117
	\$ 12.11		4118
	MU	Page 128	Page 129
	A. M.		
3505			
G. O. 803			
Page 111			

