

# **THE PENNSYLVANIA RAILROAD**

**EASTERN REGION**

---

---

## **NEW YORK DIVISION**

---

---

### **Time-Table No. 1**

**In effect 2.01 A.M., Sunday, September 30, 1951**

---

---

**FOR THE GOVERNMENT OF EMPLOYEES ONLY**

---

---

**EASTERN STANDARD TIME**

---

---

**H. L. NANCARROW,**  
General Manager.

**P. W. NEFF,**  
General Sup't. Transportation.

**P. M. ROEPER,**  
Superintendent.

**J. W. LEONARD,**  
Supt. Passenger Transportation.

**W. G. PFOHL,**  
Supt. Freight Transportation.

# THE PENNSYLVANIA RAILROAD

EASTERN REGION

---

---

## NEW YORK DIVISION

---

---

### Time-Table No. 1

In effect 2.01 A.M., Sunday, September 30, 1951

---

---

FOR THE GOVERNMENT OF EMPLOYEES ONLY

---

---

EASTERN STANDARD TIME

---

---

**H. L. NANCARROW,**  
General Manager.

**J. W. LEONARD,**  
Supt. Passenger Transportation.

**P. W. NEFF,**  
General Sup't. Transportation.

**P. M. ROEPER,**  
Superintendent.

**W. G. PFOHL,**  
Supt. Freight Transportation.

Original timetable from the collection of Tim Zukas

scanned by Rob Schoenberg -- robs@railfan.net  
<http://PRR.Railfan.net>  
2021

**INDEX.**

	PAGES
Stations, Distances, Siding Capacities, etc.....	3-9
Schedule Pages:	
Main Line—Westward.....	10-53
Main Line—Eastward.....	54-97
Jersey City Branch—Westward.....	98-113
Jersey City Branch—Eastward.....	114-131
Princeton Branch.....	132-133
Trenton—Minson.....	134-137
Manunka Chunk—Trenton.....	138-139
South Amboy Jct.—Sea Girt—Monmouth Jct.....	140-141
Opening and Closing Hours of Ticket Offices.....	142-143
Extra Stops—Passenger Trains.....	144
Trains Wait for Connections.....	145-148
U. S. Mail Work at Non Stop Stations.....	149
Express Trains.....	150
Arranged Freight Train Service.....	151-154

**SPECIAL INSTRUCTIONS.**

Automatic Block System.....	224-226
Cab Signals.....	221
Communicating Signals.....	161
Electrical Operation.....	207-217
Engine Restrictions.....	200-204
Engine Whistle Signals.....	161
<b>First-Aid Boxes and Stretchers</b> .....	159
General Orders, Bulletin Boards, Employes Registers, Standard Clocks.....	164-167
General Order Zones.....	167
General Instructions.....	155-156
<b>Hospitals</b> .....	158
Interlockings.....	226
Letters and Characters.....	160
Manual Block System.....	223-224
Maximum Speeds Unless Otherwise Specified— Passenger Trains and Freight Trains.....	189-194
Turnouts.....	194-195
Approaching Movable Bridges Not Protected By Home Signal and Distant Signal.....	196
Curves and Bridges, Etc.....	197
Maximum Speeds Unless Otherwise Restricted— Engines.....	198-199
Maximum Speeds Unless Otherwise Specified— Secondary Tracks and Sidings.....	199
<b>Medical Examiners and Company Surgeons</b> .....	157
Movement of Track Cars.....	169
Movement of Trains.....	169-178
Movement by Train Orders.....	218
Other Equipment Restrictions.....	204-206
Personal Injuries.....	156
Qualifications of Conductor or Engineman.....	167
Qualified for Service.....	227
Standard Time.....	160
Switch Stands Not Equipped with Lighted Switch Lamps.....	162
Superiority of Trains.....	163
Speed Table.....	188
Track Assignments.....	179-184
Train Signals.....	161
Trainphone.....	207
Tunnel Alarm System.....	155
Use of Signals.....	162
Use of Telephone.....	207
Yard Limits.....	170

**Index to Trains**

WESTWARD		EASTWARD	
NUMBER AND NAME OF TRAIN	Schedule Page	NUMBER AND NAME OF TRAIN	Schedule Page
1 Pennsylvania Limited.....	45	2 Pennsylvania Limited.....	73
3 The Penn Texas.....	48	4 The Penn Texas.....	57
5 .....	8	6 .....	8
7 .....	10	8 .....	10
9 .....	10	10 .....	10
11 St. Louis Mail.....	10	12 .....	10
13 New York—Pittsburgh Express.....	12	14 Pittsburgh-New York Express.....	78
16 .....	12	16 Iron City Express.....	57
17 .....	12	18 Chicago Mail.....	55
19 .....	12	20 .....	55
21 .....	12	22 Manhattan Limited.....	56
23 Manhattan Limited.....	29	24 .....	56
25 The Metropolitan.....	23	26 .....	56
27 .....	23	28 Broadway Limited.....	67
29 Broadway Limited.....	42	30 Spirit of St. Louis.....	66
31 Spirit of St. Louis.....	43	32 The St. Louisan.....	81
33 The St. Louisan.....	25	34 .....	81
35 .....	25	36 .....	81
37 Iron City Express.....	52	38 The Clevelander-The Akronite.....	61
39 The Clevelander.....	49	40 Cincinnati Limited.....	61
41 Cincinnati Limited.....	39	42 .....	61
43 .....	39	44 .....	61
45 .....	39	46 The New Englander.....	54
47 .....	39	48 The General-Trail Blazer.....	61
49 The General-Trail Blazer.....	36	50 .....	61
51 .....	36	52 .....	61
53 .....	36	54 Gotham Limited.....	83
55 Gotham Limited.....	53	56 .....	83
57 .....	53	58 .....	83
59 .....	53	60 The Pittsburgher.....	60
61 The Pittsburgher.....	53	62 .....	60
63 .....	53	64 The Jeffersonian.....	69
65 The Jeffersonian.....	43	66 The American.....	56
67 The American.....	48	68 The Red Arrow.....	64
69 The Red Arrow.....	38	70 The Admiral.....	72
71 The Admiral-The Akronite.....	47	72 The Junata.....	83
73 .....	47	74 The Duquesne.....	94
75 The Duquesne.....	19	76 .....	94
77 .....	19	78 .....	94
79 .....	19	80 .....	94
81 .....	19	82 .....	94
83 .....	19	84 .....	94
85 .....	19	86 Pittsburgh-New York Express.....	59
87 .....	19	88 .....	59
89 .....	19	90 .....	59
91 .....	19	92 .....	59
93 Railway Express Agency.....	10	94 .....	59
95 Railway Express Agency.....	14	96 Railway Express Agency.....	93
97 .....	14	98 .....	93
99 .....	14	99 .....	93

## INDEX TO TRAINS—(Continued)

WESTWARD		EASTWARD	
NUMBER AND NAME OF TRAIN	Sched- ule Page	NUMBER AND NAME OF TRAIN	Sched- ule Page
101 New York—Washington Express	10	100 The Arlington	95
103 The Edison	11	102 The Edison	55
105 East Coast Champlon	29	104 East Coast Champlon	69
107 New York—Washington Mall	11	106 Miamian	77
109 New York—Washington Express	19	108 Piedmont Limited	55
111 The Legislator	18	110 Havana Special	57
113 Silver Meteor	27	112 The Palmland	66
115 The President	20	114 Silver Meteor	70
117 The Vacationer	30	116 The Vacationer	78
119 New York—Washington Express	12	118 The Crescent	68
121 The Representative	21	120 The Speaker	71
123 The Judiciary	23	122 N. & W. Ry.—Sou. Ry. Express	71
125 The Executive—Silver Comet	24	124 The President	73
127 Silver Star	20	126 The Legislator	74
129 The Potomac	29	128 Silver Star—Silver Comet	78
131 The Legion	14	130 The Judiciary	79
133 Miamian	21	132 The Representative	83
135 New York—Washington Express	50	134 Washington—New York Express	93
137 The Mount Vernon	45	138	
139 The Pelican	46	138 Washington—New York Express	91
141 Havana Special—Piedmont Limited	51	140	
143 The Arlington—The Palmland	49	142 The Executive	85
145 New York—Washington Express	52	144	
147		146	
149 The Crescent—Augusta Special	30	148 The Southerner	75
151 The F. F. V.—Sou. Ry. Express	44	150 The Potomac	97
153 The Congressional	34	152 The Congressional	89
155 The Embassy	39	154 The Embassy	91
157 The Southerner	35	156 The Mount Vernon	93
159 Washington—Sou. Ry. Express	46	158 The Arlington	96
161 New York—Washington Express	51	160 The Constitution	87
163 Railway Express Agency	15	162 Washington—New York Mall	84
165 Railway Express Agency	11	164 Railway Express Agency	97
167		166 The Alexandria	54
169 The Washingtonian	19	168 The Montrealer	80
171 The Patriot	46	170 The Patriot	87
173 The Federal	12	172 The Federal	55
175 The Colonial	26	174 The Colonial	78
177 The Senator	31	176 The Senator	80
179		178	
181 Orange Blossom	27	180 Orange Blossom	74
183		182	
185		184	
187 The Quaker	13	186 The Quaker	54
189 The William Penn	53	188 The William Penn	78
191		190 Silver Star	68
193 Florida Special	27	192 Florida Special	68
195 West Coast Champlon	31	194 West Coast Champlon	78
197		196 Silver Comet	78
199		198 The Constitution	81

## INDEX TO TRAINS—(Continued)

WESTWARD		EASTWARD	
NUMBER AND NAME OF TRAIN	Sched- ule Page	NUMBER AND NAME OF TRAIN	Sched- ule Page
201 New York—Philadelphia Express	16	200 Philadelphia—New York Express	63
203 New York—Philadelphia Express	18	202 Philadelphia—New York Express	67
205 New York—Philadelphia Express	19	204 Philadelphia—New York Express	70
207 New York—Philadelphia Express	21	206 Philadelphia—New York Express	72
209 New York—Philadelphia Express	22	208 Philadelphia—New York Express	73
211 New York—Philadelphia Express	24	210 Philadelphia—New York Express	75
213 New York—Philadelphia Express	25	212 Philadelphia—New York Express	78
215 New York—Philadelphia Express	28	214 Philadelphia—New York Express	80
217 New York—Philadelphia Express	30	216 Philadelphia—New York Express	81
218 New York—Philadelphia Express	33	218 Philadelphia—New York Express	84
221 New York—Philadelphia Express	36	220 Philadelphia—New York Express	87
223 New York—Philadelphia Express	42	222 Philadelphia—New York Express	89
225 New York—Philadelphia Express	46	224 Philadelphia—New York Express	91
227		228	
229		228	
231 New York—Philadelphia Express	51	230	
233 New York—Philadelphia Express	52	232	
235		234	
237		236	
239		238	
241		240	
243		242	
245		244	
247		246	
249		248	
251 New York—Philadelphia Mail and Express	11	250 Philadelphia—New York Local	60
253 New York—Philadelphia Local	13	252 Philadelphia—New York Local	60
255 New York—Philadelphia Local	16	254 Philadelphia—New York Express	83
257 New York—Philadelphia Local	17	256 Philadelphia—New York Express	68
259 New York—Philadelphia Local	28	258 Philadelphia—New York Local	69
261 New York—Philadelphia Local	31	260 Philadelphia—New York Local	77
263 New York—Philadelphia Express	37	262 Philadelphia—New York Local	79
265 New York—Philadelphia Local	47	264 Philadelphia—New York Local	82
267		266 Philadelphia—New York Local	87
269		268 Philadelphia—New York Local	89
271		270 Philadelphia—New York Local	96
273		272 Philadelphia—New York Local	97
275		274 Philadelphia—New York Express	63
277		276 Philadelphia—New York Local	87
279		278	
281 New York—Philadelphia Local	17	280 Philadelphia—New York Express	93
283 New York—Philadelphia Local	26	282 Philadelphia—New York Express	95
285 New York—Philadelphia Express	47	284 Philadelphia—New York Express	97
287		286	
289		288	
291		290	
293		292	
295		294	
297		296	
299		298	

## INDEX TO TRAINS—(Continued)

WESTWARD		EASTWARD	
NUMBER AND NAME OF TRAIN	Sched- ule Page	NUMBER AND NAME OF TRAIN	Sched- ule Page
459 The Furlough .....	48	458 .....	
469 The Cavalier.....	49	468 The Cavalier.....	58
<b>SOUTHWARD</b>		<b>NORTHWARD</b>	
555 .....		556 .....	
557 .....		558 .....	
559 .....		560 .....	
561 .....		562 .....	
563 .....		564 .....	
565 .....		566 .....	
567 .....		568 .....	
569 .....		570 .....	
571 .....		572 .....	
573 .....		574 .....	
575 .....		576 .....	
577 .....		578 .....	
579 .....		580 .....	
581 .....		582 .....	
583 .....		584 .....	
585 Stroudsburg—Trenton Express...	138	Trenton—Stroudsburg Express...	139
587 .....		586 .....	
588 .....		588 .....	
<b>LEHIGH VALLEY TRAINS</b>		<b>LEHIGH VALLEY TRAINS</b>	
603 .....		602 .....	
605 .....		604 The Star .....	61
607 The Maple Leaf .....	48	606 .....	
609 The Black Diamond .....	22	608 The Maple Leaf .....	7
611 The Star .....	53	610 The Black Diamond .....	1
613 .....		612 .....	
615 .....		614 .....	
617 .....		616 .....	
619 .....		618 .....	
621 .....		620 .....	
623 Lehighon Express .....	33	622 .....	
625 The Asa Packer .....	17	624 Lehighon Express .....	68
627 .....		626 The Asa Packer .....	68
629 The John Wilkes .....	40	628 The John Wilkes .....	73
631 .....		630 .....	
633 .....		632 The Asa Packer .....	94
635 .....		634 .....	
637 .....		636 .....	
639 The John Wilkes .....	43	638 .....	
653 .....		640 .....	

## INDEX TO TRAINS—(Continued)

WESTWARD		EASTWARD	
NUMBER AND NAME OF TRAIN	Sched- ule Page	NUMBER AND NAME OF TRAIN	Sched- ule Page
701 New York—Long Branch Local....	10	700 Long Branch—New York Express..	58
703 New York—Long Branch Express..	13	702 Early Bird.....	58
705 New York—Long Branch Express..	15	704 Long Branch—New York Express..	62
707 .....		706 The Commuter.....	63
709 The Resorter .....	20	708 The Merchant .....	65
711 The Skipper .....	22	710 The Broker .....	66
713 .....		712 The Banker .....	67
715 .....		714 The Shopper .....	71
717 New York—Long Branch Express..	25	716 .....	
719 New York—Long Branch Express..	26	718 Long Branch—New York Express..	78
721 .....		720 The Skipper .....	82
723 New York—Long Branch Express..	29	722 Long Branch—New York Local....	88
725 The Banker .....	32	724 .....	
727 .....		726 Long Branch—New York Express..	92
729 The Merchant .....	34	728 Long Branch—New York Express..	96
731 .....		730 .....	
733 The Broker .....	36	732 .....	
735 The Commuter .....	37	734 Long Branch—New York Express..	82
737 The Shopper .....	41	736 .....	
739 .....		738 .....	
741 New York—Long Branch Express..	47	740 Long Branch—New York Express..	63
743 New York—Long Branch Express..	51	742 Long Branch—New York Express..	67
745 .....		744 Long Branch—New York Express..	77
747 .....		746 Long Branch—New York Express..	77
749 .....		752 Long Branch—New York Express..	77
751 .....		754 .....	
753 .....		756 .....	
755 .....		758 .....	
757 .....		760 .....	
779 .....		762 .....	
781 .....		784 .....	
783 .....		786 .....	
785 New York—Long Branch Express..	19	788 .....	
787 New York—Long Branch Express..	27	780 Long Branch—New York Express..	96
789 .....		782 Long Branch—New York Express..	80
791 .....		784 Long Branch—New York Express..	88
793 .....		786 .....	
795 .....		788 Long Branch—New York Express..	92
797 New York—Long Branch Express..	41	790 .....	
799 New York—Long Branch Express..	48	792 .....	
801 .....		794 .....	
803 .....		796 .....	
805 Long Branch—Trenton Express..	17-140	798 .....	
807 .....		800 .....	
809 .....		802 .....	
811 .....		804 .....	
813 .....		806 .....	
815 .....		808 .....	
817 .....		810 .....	
819 .....		812 Trenton—Long Branch Express..	85-141
821 .....		814 .....	
823 .....		816 .....	
825 .....		818 .....	
827 .....		820 .....	
829 .....		822 Trenton—Long Branch Express..	78-141
831 .....		824 .....	
833 .....		826 .....	
835 .....		828 .....	
837 .....		830 .....	
839 .....		832 Trenton—Long Branch Express..	68-140
841 .....		834 .....	
843 .....		836 .....	
845 Long Branch—Trenton Express..	44-141	838 .....	
		840 .....	
		842 .....	
		844 .....	

## INDEX TO TRAINS—(Continued)

WESTWARD		EASTWARD	
NUMBER AND NAME OF TRAIN	Sched- ule Page	NUMBER AND NAME OF TRAIN	Sched- ule Page
1071 .....		1070 Atlantic City—New York Express..	72-134
1073 New York—Atlantic City Express..	21-135	1072 Atlantic City—New York Express..	85-135
1075 New York—Atlantic City Express..	27-136	1074 .....	
1077 New York—Atlantic City Express..	31-136	1076 .....	
1079 .....		1078 Atlantic City—New York Express..	89-137
1081 .....		1080 Atlantic City—New York Express..	94-137
1083 .....		1082 .....	
1085 .....		1084 .....	
1087 .....		1086 .....	
1089 .....		1088 .....	
1091 .....		1090 .....	
2359 Phillipsburg—Trenton Local.....	138	2372 Trenton—Phillipsburg Local.....	139
2501 .....		2500 Trenton—New York Local.....	55-58
2503 .....		Via Jamesburg	140
2505 .....			
2507 New York—Trenton Local.....	25-26	2502 .....	
Via Jamesburg	141	2504 .....	
2509 New York—Trenton Local.....	38-44	2508 .....	
Via Jamesburg	141	2508 .....	
2511 .....		2510 .....	
2513 .....		2512 .....	
2515 .....		2514 .....	
2517 .....		2516 .....	
2519 .....		2518 .....	
2521 .....		2520 .....	
2523 .....		2522 .....	
2525 .....		2524 .....	
2527 .....		2526 .....	
2529 .....		2528 .....	
2531 .....		2530 .....	
2533 .....		2532 .....	
2535 .....		2534 .....	
2537 .....		2536 .....	
2551 .....		2550 .....	
2553 .....		2552 Camden—Trenton Local.....	134
2555 .....		2554 Camden—Trenton Local.....	134
2557 Trenton—Camden Local.....	134	2556 .....	
2559 Trenton—Camden Local.....	134	2558 .....	
2561 Trenton—Camden Local.....	135	2560 .....	
2563 .....		2562 .....	
2565 .....		2564 .....	
2567 .....		2566 .....	
2569 Trenton—Camden Local.....	135	2568 Camden—Trenton Local.....	136
2571 .....		2570 Camden—Trenton Local.....	137
2573 .....		2572 .....	
2575 .....		2574 .....	
2577 Trenton—Camden Local.....	137	2576 .....	
2579 .....		2578 .....	
2581 .....		2580 .....	
2583 .....		2582 .....	
2585 .....		2584 .....	
2587 .....		2586 .....	
2589 .....		2588 .....	
2591 Trenton—Philadelphia Local.....	134	2590 .....	
2593 Trenton—Philadelphia Local.....	135	2592 Philadelphia—Trenton Local.....	136
2595 .....		2594 Philadelphia—Trenton Local.....	136
2597 .....		2596 .....	
2599 .....		2598 .....	
2711 .....		2710 .....	
2713 .....		2712 .....	
2715 .....		2714 .....	
2717 .....		2716 .....	
2719 .....		2718 .....	
2721 .....		2720 .....	
2723 .....		2722 .....	

## INDEX TO TRAINS—(Continued)

WESTWARD		EASTWARD	
NUMBER AND NAME OF TRAIN	Sched- ule Page	NUMBER AND NAME OF TRAIN	Sched- ule Page
3701 .....		3700 .....	
3703 South Amboy Local.....	15	3702 South Amboy—Rahway Local.....	56
3705 .....		3704 .....	
3707 South Amboy Local.....	17	3706 South Amboy Local.....	67
3709 .....		3708 South Amboy Local.....	59
3711 Rahway—South Amboy Local.....	18	3710 South Amboy Local.....	61
3713 .....		3712 South Amboy—Rahway Local.....	61
3715 Rahway—South Amboy Local.....	28	3714 .....	
3717 .....		3716 .....	
3719 South Amboy Local.....	34	3718 South Amboy Local.....	64
3721 Rahway—South Amboy Local.....	35	3720 .....	
3723 South Amboy Local.....	35	3722 South Amboy Local.....	69
3725 .....		3724 .....	
3727 South Amboy Local.....	38	3726 South Amboy—Rahway Local.....	74
3729 .....		3728 .....	
3731 South Amboy Local.....	41	3730 South Amboy Local.....	84
3733 .....		3732 .....	
3735 South Amboy Local.....	41	3734 South Amboy Local.....	86
3737 .....		3736 .....	
3739 South Amboy Local.....	45	3738 .....	
3741 .....		3740 .....	
3743 South Amboy Local.....	49	3742 .....	
3745 .....		3744 .....	
3747 .....		3746 .....	
3749 .....		3748 .....	
3751 New Brunswick Local.....	16	3750 New Brunswick Local.....	56
3753 New Brunswick Local.....	15	3752 New Brunswick Local.....	69
3755 New Brunswick Local.....	17	3754 New Brunswick Local.....	62
3757 .....		3756 New Brunswick Local.....	69
3759 New Brunswick Local.....	23	3758 Rahway Local.....	61
3761 New Brunswick Local.....	23	3760 New Brunswick Local.....	67
3763 .....		3762 .....	
3765 .....		3764 .....	
3767 New Brunswick Express.....	25	3766 .....	
3769 New Brunswick Express.....	33	3768 New Brunswick Local.....	75
3771 New Brunswick Local.....	35	3770 New Brunswick Local.....	76
3773 .....		3772 New Brunswick Express.....	79
3775 New Brunswick Local.....	37	3774 .....	
3777 .....		3776 .....	
3779 New Brunswick Local.....	39	3778 New Brunswick Local.....	83
3781 .....		3780 New Brunswick Local.....	85
3783 .....		3782 .....	
3785 New Brunswick Local.....	42	3784 New Brunswick Local.....	92
3787 New Brunswick Local.....	43	3786 New Brunswick Local.....	84
3789 New Brunswick Local.....	45	3788 .....	
3791 New Brunswick Local.....	61	3790 .....	
3793 .....		3792 .....	
3795 New Brunswick Local.....	52	3794 .....	
3797 .....		3796 .....	
3799 .....		3798 .....	

## INDEX TO TRAINS—(Continued)

WESTWARD		EASTWARD	
NUMBER AND NAME OF TRAIN	Sched- ule Page	NUMBER AND NAME OF TRAIN	Sched- ule Page
3801		3800	
3803		3802	
3805		3804	
3807		3806	
3809		3808	
3811 New York—Trenton Local	11	3810	
3813		3812 Trenton—New York Local	67
3815		3814	
3817		3816 Trenton—New York Local	63
3819		3818 Trenton—New York Local	66
3821 New York—Trenton Local	19	3820 Trenton—New York Local	68
3823		3822 Trenton—New York Local	70
3825		3824	
3827 New York—Trenton Local	24	3826 Trenton—New York Local	73
3829		3828 Trenton—New York Local	81
3831 New York—Trenton Local	33	3830	
3833 New York—Trenton Local	32	3832	
3835 New York—Trenton Local	39	3834	
3837 New York—Trenton Local	39	3836	
3839 New York—Trenton Express	40	3838	
3841		3840 Trenton—New York Local	87
3843 New York—Trenton Local	49	3842	
3845		3844 Trenton—New York Local	93
3847 New York—Trenton Local	53	3846 Trenton—New York Local	96
3849		3848	
3851 Trenton—Philadelphia Local	13	3850 Philadelphia—Trenton Local	85
3853 Trenton—Philadelphia Local	15	3852 Philadelphia—Trenton Local	90
3855 Trenton—Philadelphia Local	23	3854	
3857		3856	
3859		3858	
3861		3860	
3863		3862	
3865		3864	
3867		3866	
3869		3868	
3871		3870	
3873		3872	
3875		3874	
3877		3876	
3879		3878	
3881		3880	
3883		3882	
3885		3884	
3887		3886	
3889		3888	
3891		3890	
3893		3892	
3895		3894	
3897		3896	
3899		3898	

## INDEX TO TRAINS—(Continued)

SOUTHWARD		NORTHWARD	
NUMBER AND NAME OF TRAIN	Sched- ule Page	NUMBER AND NAME OF TRAIN	Sched- ule Page
4121 Princeton Branch Local	132	4120	
4123		4122 Princeton Branch Local	132
4125 Princeton Branch Local	132	4124	
4127 Princeton Branch Local	132	4126 Princeton Branch Local	132
4129 Princeton Branch Local	132	4128 Princeton Branch Local	132
4131 Princeton Branch Local	132	4130 Princeton Branch Local	132
4133 Princeton Branch Local	132	4132 Princeton Branch Local	132
4135 Princeton Branch Local	133	4134 Princeton Branch Local	132
4137		4136 Princeton Branch Local	133
4139 Princeton Branch Local	133	4138	
4141 Princeton Branch Local	133	4140 Princeton Branch Local	133
4143 Princeton Branch Local	133	4142 Princeton Branch Local	133
4145 Princeton Branch Local	133	4144 Princeton Branch Local	133
4147 Princeton Branch Local	133	4146 Princeton Branch Local	133
4149 Princeton Branch Local	132	4148 Princeton Branch Local	133
4151 Princeton Branch Local	132	4150 Princeton Branch Local	132
4153 Princeton Branch Local	132	4152 Princeton Branch Local	132
4155 Princeton Branch Local	132	4154 Princeton Branch Local	132
4157 Princeton Branch Local	132	4156 Princeton Branch Local	132
4159 Princeton Branch Local	133	4158 Princeton Branch Local	133
4161 Princeton Branch Local	133	4160 Princeton Branch Local	133
4163 Princeton Branch Local	133	4162 Princeton Branch Local	133
4165 Princeton Branch Local	133	4164 Princeton Branch Local	133
4167 Princeton Branch Local	133	4166 Princeton Branch Local	133
4169 Princeton Branch Local	133	4168 Princeton Branch Local	133
4171 Princeton Branch Local	133	4170 Princeton Branch Local	133
4173 Princeton Branch Local	132	4172 Princeton Branch Local	132
4175 Princeton Branch Local	132	4174 Princeton Branch Local	132
4177 Princeton Branch Local	132	4176 Princeton Branch Local	132
4179 Princeton Branch Local	133	4178 Princeton Branch Local	133
4181 Princeton Branch Local	133	4180 Princeton Branch Local	133
4183		4182 Princeton Branch Local	133
4185		4184	
4187		4186	
4189		4188	
4191		4190	
4193		4192	
4195		4194	
4197		4196	
4199		4198	

## INDEX TO TRAINS—(Continued)

WESTWARD		EASTWARD	
NUMBER AND NAME OF TRAIN	Schedule Page	NUMBER AND NAME OF TRAIN	Schedule Page
4201		4200	
4203 New York—Trenton Local	21	4202 Trenton—New York Local	71
4205 New York—Trenton Local	31	4204 Trenton—New York Local	86
4207		4206 Trenton—New York Local	88
4209		4208 Trenton—New York Local	91
4211		4210	
4213		4212	
4215		4214	
4217		4216	
4219		4218	
4221		4220	
4223		4222	
4225		4224	
4227		4226	
4229		4228	
4231 South Amboy Local	23	4230	
4233		4232	
4235		4234 South Amboy Local	82
4237		4236 South Amboy Local	88
4239 South Amboy Local	50	4238 South Amboy Local	94
4241 New Brunswick Local	14	4240	
4243		4242	
4245		4244 New Brunswick Local	86
4247		4246	
4249		4248	
4251		4250	
4253		4252 New Brunswick Local	81
4255 New Brunswick Local	43	4254 New Brunswick Local	83
4257		4256 New Brunswick Local	90
4259 New Brunswick Local	47	4258	
SOUTHWARD		NORTHWARD	
4261		4260	
4263		4262 Princeton Branch Local	132
4265 Princeton Branch Local	132	4264	
4267		4266 Princeton Branch Local	132
4269		4268	
4271 Princeton Branch Local	132	4270	
4273		4272 Princeton Branch Local	132
4275		4274	
4277		4276 Princeton Branch Local	132
4279		4278	
4281		4280	
4283		4282	
4285		4284	
4287		4286	
4289		4288	
4291		4290	
4293		4292	
4295		4294	
4297		4296	
4299		4298	

## MAIN LINE

Interlocking	Interlocking Station	Block Station	Block-Limit Station	STATIONS	Distance from New York	Sidings Assigned Direction		
						East	West	Both
X	X	X		HAROLD (L. I. R. R.)	3.7			
X	X	X		F	8.0			
X	X	X		JO	0.1			
X	X	X		C	0.1			
X	X	X		NEW YORK	0.0			
X	X	X		KN	0.1			
X	X	X		A	0.2			
X	X	X		WEEHAWKEN SHAFT	1.8			
X	X	X		PORTAL	6.0			
X	X	X		HUDSON	8.6			
X	X	X		HARRISON	9.5			
X	X	X		DOCK	9.8			
X	X	X		NEWARK	10.0			
X	X	X		SOUTH STREET (Newark)	11.0			
X	X	X		HUNTER	11.8			
X	X	X		LANE	13.6			
X	X	X		NORTH ELIZABETH	14.6			
X	X	X		ELIZABETH	15.5			
X	X	X		ELMORA	16.0			
X	X	X		SOUTH ELIZABETH	16.1			
X	X	X		LINDEN	18.7			
X	X	X		NORTH RAHWAY	20.2			
X	X	X		RAHWAY	20.8			
X	X	X		UNION	21.0			
X	X	X		COLONIA	22.9			
X	X	X		ISELIN	24.1			
X	X	X		MENLO PARK	25.4			
X	X	X		METUCHEN	27.2			
X	X	X		EDISON	27.4			
X	X	X		KILMER (G.R.)	30.2			
X	X	X		STELTON	30.8			
X	X	X		PARK	31.8			
X	X	X		NEW BRUNSWICK	32.7			
X	X	X		COUNTY	34.2			
X	X	X		ADAMS	36.9			
X	X	X		DEANS	39.9			
X	X	X		MONMOUTH JUNCTION	42.4			
X	X	X		MIDWAY	42.6			
X	X	X		PLAINSBORO	46.8			
X	X	X		NASSAU	48.3			
X	X	X		PRINCETON JUNCTION	48.4			
X	X	X		LAWRENCE	52.6			
X	X	X		MILLHAM	55.9			
X	X	X		FAIR	57.8			
X	X	X		TRENTON	58.1			
X	X	X		MORRISVILLE	59.5			
X	X	X		MORRIS	59.6			
X	X	X		TULLYTOWN	64.5			
X	X	X		EDGELY	65.7			
X	X	X		GRUNDY	66.6			
X	X	X		BRISTOL	67.8			
X	X	X		CROYDON	70.7			
X	X	X		EDDINGTON	72.3			
X	X	X		CORNWELLS HEIGHTS	73.5			
X	X	X		ANDALUSIA	74.7			
X	X	X		TORRESDALE	75.6			
X	X	X		DIVISION POST (P.T. DIV.)	77.0			
X	X	X		HOLMESBURG JUNCTION	78.2			
X	X	X		HOLMES	78.2			
X	X	X		NORTH PHILADELPHIA	86.0			
X	X	X		ZOO	88.9			
X	X	X		PENNA.—30th STREET	90.4			
X	X	X		BROAD STREET (Suburban)	91.3			
X	X	X		PHILA.—BROAD STREET	91.3			

NOTE—X indicates in service continuously.

\*LANE Block and Interlocking Station will not control movements on Track No. 1. When making movements against current of traffic on Track No. 1, Block extends Hunter to Elmora.

Interlockings—Remote controlled, as follows:

Interlocking	Controlled by
Stelton—No. 0, No. 1, No. 2, F and A track	Edison
Park—No. 4 track	Edison



## JERSEY CITY BRANCH

Interlocking	Interlocking Station	Block Station	Block-Limit Station	STATIONS	Distance from Jersey City	Sidings Assigned Direction Car Capacity 45 ft. cars		
						East	West	Both
B	B	B		JERSEY CITY.....	.0			
X	X	X		JACY.....	0.3			
				WALDO.....	1.9			
X	X			JOURNAL SQUARE (H&M RR).....	2.0			
X	X			WR.....	2.0			
X	X			HACK.....	3.3			
X	X			GRAPE.....	4.4			
X	X			KARNY.....	5.1			
X	X			HUDSON.....	6.2			

Note—X indicates in service continuously.  
B indicates in service part-time.

Interlockings, and Interlocking and Block Stations in service part-time as follows:

Station	Hours in service
Jacy	6.00 A. M. to 10.00 P. M. Daily except Saturdays, Sundays and Holidays.

Interlockings—Remote Controlled As Follows:

Interlocking	Controlled by
Grape—No. 1 and No. 2 Track	Karny

## PASSAIC AND HARSIMUS BRANCH

Interlocking	Interlocking Station	Block Station	Block-Limit Station	STATIONS	Distance from Waldo	Sidings Assigned Direction Car Capacity 45 ft. cars		
						East	West	Both
X	X	X		HARSIMUS COVE YARD.....				
X	X	X		WALDO.....	.0			
				HACK.....	1.4			
X	X	X		MEADOWS YARD.....				
X	X	X		GRAPE.....	2.4			
X	X	X		KARNY.....	3.3			
				WA-5.....	7.7			
				WA-3.....	8.1			

Note—X indicates in service continuously.  
Note—The direction from Harsimus Cove to WA-3 is westward.

Interlockings—Remote Controlled As Follows:

Interlocking	Controlled by
Grape—No. 1 Track	Karny

## GREENVILLE BRANCH

Interlocking	Interlocking Station	Block Station	Block-Limit Station	STATIONS	Distance from Bay	Sidings Assigned Direction Car Capacity 45 ft. cars		
						East	West	Both
				GREENVILLE YARD.....				
X	X	X		BAY.....	.0			
X	X	X		CY (C. R. R. N. J.).....	1.6			
		X		WA-2.....	3.5			
		X		WA-3.....	4.2			
				WAVERLY YARD.....				
X	X	X		WA-6.....	5.3			
X	X	X		LANE.....	5.4			

Note—X indicates in service continuously.  
Note—The direction from Greenville Yard to Lane is westward.

## PERTH AMBOY AND WOODBRIDGE BRANCH 5

Interlocking	Interlocking Station	Block Station	Block-Limit Station	STATIONS	Distance from Union	Sidings Assigned Direction Car Capacity 45 ft. Cars		
						East	West	Both
X	X	X		UNION.....	0.0			
				AVENEL.....	2.0			
				EDGAR.....	2.7			
				WOODBRIDGE.....	3.5			
				GENASCO.....	4.5			
X	X	X		WC.....	5.8			
X	X	X		PERTH AMBOY.....	6.0			
X	X	X		SA.....	8.1			
				SO. AMBOY JCT. (Amboy Beh.).....	8.1			

Note—X indicates in service continuously.

## PRINCETON BRANCH

Interlocking	Interlocking Station	Block Station	Block-Limit Station	STATIONS	Distance from Nassau	Sidings Assigned Direction Car Capacity 45 ft. Cars		
						East	West	Both
X	X	X		NASSAU.....	0.0			
				PRINCETON JCT.....	0.1			
				PENNS NECK.....	1.4			
			X	KS.....	2.7			
				PRINCETON.....	2.8			

Note—X indicates in service continuously.

Block-Limit stations controlled as follows:

Block-Limit Station	Controlled by
KS	Nassau

## BORDENTOWN BRANCH

Interlocking	Interlocking Station	Block Station	Block-Limit Station	STATIONS	Distance from Trenton	Sidings Assigned Direction Car Capacity 45 ft. cars		
						East	West	Both
				TRENTON.....	.0			
				HAMILTON AVE. (Trenton).....	0.4			
				BROAD STREET (Trenton).....	0.6			
X	X	X		LALOR STREET (Trenton).....	1.4			
				BD.....	5.4			
				BORDENTOWN.....	6.1			
				BO.....	6.2			

Note—X indicates in service continuously.

Interlockings—Remote controlled as follows:

Interlocking	Controlled by
BD—End of two main tracks	BO

Interlocking Station	Block Station	Block-Limit Station	STATIONS	Distance from Morris	Sidings Assigned Direction Car Capacity 45 ft. cars		
					East	West	Both
X	X	X	MORRIS	0			
			MY	0.6			
			MB	1.8			
			MW	2.4			
			*CB	2.9			
			*MA	4.7			
			DIVISION POST (Phila. Div.)	5.0			
	X		NEST (Phila. Div.)	25.3			

NOTE—X indicates in service continuously.  
 NOTE—The direction from Morris to Div. Post is westward.  
 NOTE—\*MA-CB—Emergency block stations, and will be in service only when opened by Train Order.

Interlockings—Remote controlled, as follows:

Interlocking	Controlled by
MY—No. 2 track	Morris
MB—No. 1 track	Morris
MW—No. 2 track	Morris

AMBOY BRANCH

Interlocking Station	Block Station	Block-Limit Station	STATIONS	Distance from South Amboy Jct.	Sidings Assigned Direction Car Capacity 45 ft. cars		
					East	West	Both
X	X	X	SA (N. Y. & L. B. R. R.)	0			
			SOUTH AMBOY JUNCTION	0			
			CO	0.2			
			*DEEP CUT	1.8			
			*EAST END	4.9			
			BROWN	5.9			
		X	OB	7.1			
			OLD BRIDGE	7.2			
			EAST SPOTSWOOD	8.1			
			SPOTSWOOD	9.4			111
			OUTCALT	10.4			
		X	HELMETTA	11.6			
			GO	11.7			
	X		JAMESBURG	13.4	190		54
			JG	13.5			
		X	PROSPECT PLAINS	16.0			
			CY	17.6			37
		X	HIGHTSTOWN	20.6			
			K	21.5			57
			WINDSOR	24.1			
			ROBBINSVILLE	27.0			46
			YARDVILLE	30.5			
			BORDENTOWN	33.9			81
		X	BO	34.0			
			FIELDSBORO	34.9			
			*KINKORA	36.8			22
			ROBLING	37.7			
			FLORENCE	38.5			53
			FLORENCE WATER STATION	39.7			
			STEVENS	41.1			82
			EAST BURLINGTON	42.5			
X	X	X	MJ	42.6			
			BURLINGTON	43.5			
			EDGEWATER PARK	45.4			
			BEVERLY	46.3			
			WALL ROPE WORKS	46.7			
			PERKINS	47.2			
			DELANCO	48.5			
			DELANCO DRAWBRIDGE	48.6			
	B		RIVERSIDE	49.2			81
			CAMBRIDGE	49.9			
			RIVERTON	52.6			
			PALMYRA	53.2			
			ARCH STREET (Palmyra)	53.8			
			DIVISION POST—(Atlantic Div.)	54.8			
			MINSON (Atlantic Div.)	55.2			
X	X	X	JERSEY	56.1			
			CAMDEN	60.9			

NOTE—X indicates in service continuously.  
 B indicates in service part time.

Block Stations in service part-time as follows:	
Station	Hours in service
Riverside	7.00 A. M. to 11.00 A. M. 3.00 P. M. to 7.00 P. M. Daily except Saturdays, Sundays and Holidays.

\*Deep Cut, East End and Kinkora are emergency block stations, open only on order from Superintendent.

Block-Limit stations controlled as follows:

Block-Limit Station	Controlled by
OB	SA
GO	JG
CY	JG
K	JG

JAMESBURG BRANCH

Interlocking Station	Block Station	Block-Limit Station	STATIONS	Distance from JG	Sidings Assigned Direction Car Capacity 45 ft. cars		
					East	West	Both
			JAMESBURG	0.1			
X	X	X	JG	0			
			DAYTON	2.4			
			MONMOUTH JCT.	5.5			
X	X	X	MIDWAY	5.7			

NOTE—X indicates in service continuously.

FREEHOLD BRANCH

Interlocking Station	Block Station	Block-Limit Station	STATIONS	Distance from Manasquan	Sidings Assigned Direction Car Capacity 45 ft. cars		
					East	West	Both
B	B	B	SG (N. Y. & L. B. R. R.)	0.6			
			MANASQUAN	0			63
			ALLENWOOD	2.8			
B	B	B	FARMINGDALE	7.8			15
		X	HW	12.5			47
			FREEHOLD	15.4			34
			TENNANT	18.8			
		X	NG	19.9			38
			ENGLISHTOWN	20.1			
			JAMESBURG	26.8			
X	X	X	JG	26.9			

NOTE—X indicates in service continuously.  
 B indicates in service part-time.

Interlockings, Interlocking Stations and Block Stations in service part-time as follows:

Station	Hours in service
SG	6.45 A. M. to 10.45 P. M.
Farmingdale	7.00 A. M. to 11.00 P. M.

Block-Limit stations controlled as follows:	
Block-Limit Stations	Controlled by
HW	JG
NG	JG

**BELVIDERE DELAWARE BRANCH**

Interlocking	Interlocking Station	Block Station	Block-Limit Station	STATIONS	Distance from Manunka Chunk	Siding Assigned Direction Car Capacity 45 ft. cars		
						North	South	Both
				MANUNKA CHUNK (D. L. & W. R. R.)	0			19
X	X	X		BELVIDERE	3.2			30
				G	3.9			{ 36 86
			X	CR	9.6			{ 67 101
			X	MARTINS CREEK	10.2			
				DY	13.6			{ 65 66
				HUDSON YARD	15.1			
			X	PG	17.1			
			X	PHILLIPSBURG	17.1	74		59
			X	KENT	18.8			
				LEAD SWITCH, KENT	20.1			
				CARPENTERVILLE	22.4			
			X	RIEGELSVILLE	25.9			20
			X	HD	28.6			181
			X	MILFORD	32.6			
			X	MD	32.9			147
X	X	X-O		FRENCHTOWN	36.1			290
			X	BYRAM	43.3			
			X	RK	44.6			91
				RAVEN ROCK	45.0			
				STOCKTON	48.3			
			X	LAMBERTVILLE	51.7			{ 63 145 112
			X	MOORE	55.6			
				TITUSVILLE	57.4			
				WASHINGTON CROSSING	58.5			
			X	GW	58.5			145
				SOMERSET WATER STATION	60.0			
			X	WB	61.7			145
				WARREN STREET (Trenton)	66.2			
X	X	X-O		MG	66.4			
				COALPORT	66.7			
				TRENTON	67.8			

NOTE—X indicates in service continuously.  
O indicates trainphone in service.

Block-Limit stations controlled as follows:

Block-Limit Station	Controlled by
CR	G
DY	G
PG	G
Kent	G
HD	Frenchtown
MD	Frenchtown
RK	Frenchtown
Moore	MG
GW	MG
WB	MG

Interlocking	Interlocking Station	Block Station	Block-Limit Station	STATIONS	Distance from F
X	X			HAROLD (L. I. R. R.)	0.6
X	X			Q	0.3
X	X			F (via loop)	0.0
X	X			R (via loop and SS Yard)	1.3
X	X			F (via loop, SS Yard and Sub. Tracks)	1.8
X	X				2.1

The direction from Harold to Q is westward.  
The direction from F to R (via loop) is eastward.  
The direction from R to F (via SS yd. & Sub. Tracks) is westward.

NOTE—X indicates in service continuously.

STATIONS	FIRST CLASS			
	●11	●93	701	101
	DAILY A. M.	±DAILY EX. SUN. & MON. A. M.	DAILY A. M.	DAILY A. M.
NEW YORK	\$ 12.01	12.15	\$ 12.20	\$ 12.30
NEW YORK (Hnd. Ter.)...				
JERSEY CITY				
HUDSON	12.12	12.26	12.31	12.41
NEWARK	\$ 12.16	12.29	\$ 12.35	\$ 12.47
SOUTH ST. (Newark)				
HUNTER	12.19	12.32	12.38	12.50
NORTH ELIZABETH				
ELIZABETH			\$ 12.44	\$ 12.55
SOUTH ELIZABETH	12.23	12.36	12.46	12.57
LINDEN				
NORTH RAHWAY				
RAHWAY			\$ 12.52	
UNION	12.28	12.41	12.54	1.03
AVENEL			F 12.58	
EDGAR			F 1.00	
WOODBIDGE		Will not run Nov. 23, Dec. 25, Dec. 26, Jan. 1, Jan. 2, Feb. 23.	\$ 1.02	
GENASCO				
WO			\$ 1.08	
PERTH AMBOY			\$ 1.10	
SA			1.12	
SOUTH AMBOY			\$ 1.14	
COLOMIA				
ISELIN				
MENLO PARK				
METUOHEN	12.34	12.46		1.11
STELTON				
NEW BRUNSWICK				\$ 1.21
COUNTY	12.40	12.53		1.24
ADAMS				
DEANS				
MONMOUTH JCT.	12.47	1.00		1.32
PLAINSBORO				
PRINCETON JCT.	12.52	1.05		1.38
TRENTON	1.01	1.14		\$ 1.52
MORRISVILLE				
TULLYTOWN				
EDGELY				
GRUNDY	1.09	1.22		
BRISTOL				B 2.02
CROYDON				
EDDINGTON				
CORNWELLS HEIGHTS				
ANDALUSIA				
TORRESDALE				
(P. T. Div.)				
HOLMES	1.20	1.35		2.12
NORTH PHILAD'A	D 1.29	1.49		\$ 2.21
PENNA. 30th ST.				\$ 2.33
BROADST. SUBURBAN				
PHILAD'A (Broad St.)				
Arrive	A. M.	A. M.	A. M.	A. M.
	11	93	701	101

STATIONS	FIRST CLASS					
	3811	●103	●251	107	●165	NH-179
	DAILY A. M.	±DAILY EX. SUN. A. M.	±DAILY EX. MON. A. M.	DAILY A. M.	±DAILY EX. SUN. & MON. A. M.	DAILY A. M.
NEW YORK	\$ 12.50	\$ 12.55	E 1.00	\$ 1.15	2.05	E 2.50
NEW YORK (Hnd. Ter.)...						
JERSEY CITY						
HUDSON	1.01	1.06	1.11	1.26	2.16	
NEWARK	\$ 1.05	1.10	C 1.22	\$ 1.33	2.19	
SOUTH ST. (Newark)						
HUNTER	1.08	1.14	1.25	1.36	2.22	
NORTH ELIZABETH	\$ 1.14		E 1.42			
ELIZABETH	1.16	1.22	1.44	1.40	2.26	
SOUTH ELIZABETH	\$ 1.20		E 1.52			
LINDEN	\$ 1.24		D 2.00			
NORTH RAHWAY						
RAHWAY	1.26	1.31	2.02	1.45	2.31	
UNION						
AVENEL		Will not run Nov. 22, Dec. 25, Jan. 1, Feb. 22.	Will not run Nov. 23, Dec. 26, Jan. 2, Feb. 23.			
EDGAR						Will not run Nov. 23, Dec. 25, Dec. 26, Jan. 1, Jan. 2, Feb. 23.
WOODBIDGE						
GENASCO						
WO						
PERTH AMBOY						
SA						
SOUTH AMBOY						
COLOMIA						
ISELIN	\$ 1.30					
MENLO PARK	\$ 1.34	1.41	2.10	1.50	2.36	
METUOHEN	\$ 1.38					
STELTON	\$ 1.42		E 2.25	\$ 2.02		
NEW BRUNSWICK	1.45	1.51	2.35	2.05	2.42	
COUNTY						
ADAMS						
DEANS						
MONMOUTH JCT.	\$ 1.54	2.02	2.43	2.12	2.49	
PLAINSBORO	\$ 2.01	2.10	E 2.55	2.17	2.55	
PRINCETON JCT.	\$ 2.12		E 3.05			
TRENTON		2.23	3.38	\$ 2.34	3.05	
MORRISVILLE						
TULLYTOWN						
EDGELY						
GRUNDY		2.35	3.48	2.44	3.15	
BRISTOL						
CROYDON						
EDDINGTON						
CORNWELLS HEIGHTS						
ANDALUSIA						
TORRESDALE						
(P. T. Div.)						
HOLMES		2.50	4.00	2.55	3.25	
NORTH PHILAD'A		3.03	4.09	\$ 3.07	3.32	
PENNA. 30th ST.		3.14	4.19		3.39	
BROADST. SUBURBAN						
PHILAD'A (Broad St.)				E 4.25		
Arrive	A. M.	A. M.	A. M.	A. M.	A. M.	A. M.
	3811	103	251	107	165	NH-179

STATIONS	FIRST CLASS		
	◇119	13	173
	‡DAILY EX. SUN.	DAILY	DAILY
Leave	A. M.	A. M.	A. M.
NEW YORK	S 3.30	S 3.45	W 4.02
NEW YORK (Had. Ter.)			
JERSEY CITY			
HUDSON	3.41	3.56	4.13
NEWARK	S 3.50	S 4.00	BB 4.17
SOUTH ST. (Newark)			
HUNTER	3.53	4.03	4.20
NORTH ELIZABETH			
ELIZABETH			
SOUTH ELIZABETH	3.57	4.07	4.25
LINDEN			
NORTH RAHWAY		B 4.12	
RAHWAY			
UNION	4.02	4.13	4.31
AVENEL	Will not run		
EDGAR	Dec. 25,		
WOODBIDGE	Jan. 1.		
GENASOO			
WO			
PERTH AMBOY			
SA			
SOUTH AMBOY			
COLONIA			
ISELIN			
MENLO PARK			
METUOHEN	4.08	4.19	4.37
STELTON			
NEW BRUNSWICK COUNTY	4.14	4.25	4.43
ADAMS			
DEANS			
MONMOUTH JCT.	4.22	4.32	4.51
PLAINSBORO			
PRINCETON JCT.	4.27	4.37	4.57
TRENTON	S 4.41	Q 4.47	BB 5.08
MORRISVILLE			
TULLYTOWN			
EDGELY			
GRUNDY	4.51	4.57	5.17
BRISTOL			
CROYDON			
EDDINGTON			
CORNWELLS HEIGHTS			
ANDALUSIA			
TORRESDALE			
(P. T. Div.)			
HOLMES	5.02	5.09	5.30
NORTH PHILAD'A	S 5.11	S 5.19	BB 5.38
PENNA. 80th ST.	S 5.25		W 5.48
BROAD ST. SUBURBAN			
PHILAD'A (Broad St.)			
Arrive	A. M.	A. M.	A. M.
	119	13	173

	FIRST CLASS				
	3851	253	●NH-181	◇187	●703
	‡DAILY EX. SUN.	‡DAILY EX. SUN.	DAILY EX. MON.	DAILY	‡DAILY EX. SAT. & SUN.
	A. M.	A. M.	A. M.	A. M.	A. M.
			E 5.05	5.15	6.15
		S 5.05		S 6.00	S 6.15
		5.16		6.11	6.26
		S 5.26		S 6.15	S 6.29
		5.29		6.18	6.32
		S 5.36			S 6.37
		5.38		6.22	6.38
		S 5.46			
		S 5.54			
					Z 6.44
		5.55		6.26	6.49
	Will not run Nov. 22, Dec. 25, Jan. 1.	Will not run Nov. 22, Dec. 25, Jan. 1.			
					6.59
					S 7.01
					7.03
					S 7.05
		S 5.59			
		S 6.07		6.31	
		S 6.23			
		6.26		6.38	
		6.33		6.45	
		S 6.41		6.50	
		S 6.52			
	S 6.15	7.08		S 7.00	
	F 6.18	S 7.11			
	F 6.24	S 7.17			
	S 6.27	S 7.20			
	S 6.32	S 7.25		R 7.09	
	S 6.36	S 7.29			
	S 6.39	S 7.32			Will not run Nov. 22, Dec. 25, Jan. 1, Feb. 22.
	S 6.42	S 7.35			
	S 6.44	S 7.38			
	S 6.47	S 7.41			
	6.52	7.46		7.20	
	S 7.12	S 8.06		D 7.29	
	S 7.21	S 8.15		D 7.39	
	S 7.25	S 8.19		S 7.45	
	A. M.	A. M.	A. M.	A. M.	A. M.
	3851	253	NH-181	187	703

STATIONS	FIRST CLASS		
	●95	●4241	●131
	‡DAILY EX. SUN. & MON.		DAILY
Leave	A. M.	A. M.	A. M.
NEW YORK	6.00		
NEW YORK (Hud. Ter.)	E 6.20	S 6.25	S 6.30
JERSEY CITY			
HUDSON	6.31	6.36	6.41
NEWARK	6.35	S 6.40	S 6.44
SOUTH ST. (Newark)			
HUNTER	6.38	6.43	6.47
NORTH ELIZABETH			
ELIZABETH		S 6.48	
SOUTH ELIZABETH	6.43	6.49	6.51
LINDEN		S 6.53	
NORTH RAHWAY			
RAHWAY		S 6.57	
UNION	6.48	6.58	6.55
AVENEL			
EDGAR		Will run	
WOODBIDGE	Will not run	Sunday and	
GENASCO	Nov. 23, Dec. 25, Dec. 26, Jan. 1, Jan. 2, Feb. 23.	Nov. 22, Dec. 25, Jan. 1	
WO		MU	
PERTH AMBOY			
SA			
SOUTH AMBOY			
OOLONIA			
ISELIN		S 7.02	
MENLO PARK			
METUCHEN	6.53	S 7.06	7.00
STELTON		S 7.10	
NEW BRUNSWICK		S 7.14	S 7.06
COUNTY	6.59	7.17	7.09
ADAMS			
DEANS			
MONMOUTH JCT.	7.07		7.16
PLAINSBORO			
PRINCETON JCT.	7.12		7.21
TRENTON	7.21		S 7.31
MORRISVILLE			
TULLYTOWN			
EDGELY			
GRUNDY	7.29		7.40
BRISTOL			
OROYDON			
EDDINGTON			
CORNWELLS HEIGHTS			
ANDALUSIA			
TORRESDALE			
(P. T. Div.)			
HOLMES	7.40		7.51
NORTH PHILAD'A	7.49		S 8.01
PENNA. 80th ST.			S 8.11
BROAD ST. SUBURBAN			
PHILAD'A (Broad St.)			
Arrive	A. M.	A. M.	A. M.
	95	4241	131

	FIRST CLASS				
	●3703	●705	●3753	●3853	●163
	‡DAILY EX. SAT. & SUN.	SAT. ONLY	‡DAILY EX. SAT. & SUN.	‡DAILY EX. SAT. & SUN.	‡DAILY EX. SAT. & SUN.
	A. M.	A. M.	A. M.	A. M.	A. M.
					6.25
		S 6.35	S 6.40		E 6.45
	S 6.22				
	S 6.33				
	6.44	6.46	6.51		6.56
	S 6.48	S 6.50	S 6.54		E 7.05
	S 6.50	S 6.53			
	6.51	6.54	6.57		7.08
	S 6.54		S 7.00		
	S 6.57	S 6.59	S 7.03		
	S 6.59	7.01	7.04		7.13
	S 7.03	S 7.05			
	S 7.06	S 7.08			
	S 7.09	S 7.10			
	Z 7.12				
	7.10	7.17	7.09		7.18
	S 7.13	S 7.20			
	S 7.17	S 7.24		Will not run	
	S 7.20			Nov. 22, Dec. 25, Jan. 1.	
	7.23	7.29			Will not run
	S 7.25	S 7.32	MU		Nov. 23, Dec. 25, Dec. 26, Jan. 1, Jan. 2, Feb. 23.
	7.28	7.34			
	S 7.30	S 7.36			
			S 7.13		
			S 7.17		7.24
	MU		S 7.21		
			S 7.25	MU	
			7.27		7.31
					7.39
					7.44
					E 7.54
				S 7.37	8.05
				F 7.46	
				S 7.48	
					8.15
				S 7.51	
				S 7.55	
	Will not run		Will not run	F 7.59	
	Nov. 22, Dec. 25, Jan. 1, Feb. 22.		Nov. 22, Dec. 25, Jan. 1, Feb. 22.	S 8.00	
				S 8.02	
				S 8.05	
					8.09
					8.30
				S 8.23	8.39
				S 8.32	E 8.50
				S 8.35	
	A. M.	A. M.	A. M.	A. M.	A. M.
	3703	705	3753	3853	163

STATIONS	FIRST CLASS			
	255	201	3751	111
	‡DAILY EX. SUN.	‡DAILY EX. SAT. & SUN.	‡DAILY EX. SAT. & SUN.	DAILY
Leave	A. M.	A. M.	A. M.	A. M.
NEW YORK	\$ 6.50	\$ 7.00		\$ 7.30
NEW YORK (Hud. Ter.)			\$ 7.08	
JERSEY CITY			\$ 7.20	
HUDSON	7.01	7.11	7.31	7.41
NEWARK	\$ 7.07	\$ 7.14	\$ 7.34	\$ 7.48
SOUTH ST. (Newark)			\$ 7.36	
HUNTER	7.10	7.17	7.37	7.48
NORTH ELIZABETH			\$ 7.41	
ELIZABETH	\$ 7.15		\$ 7.44	
SOUTH ELIZABETH	7.17	7.21	\$ 7.46	7.52
LINDEN	\$ 7.21		\$ 7.50	
NORTH RAHWAY			\$ 7.54	
RAHWAY	\$ 7.25		\$ 7.57	
UNION	7.27	7.28	7.59	7.58
AVENEL				
EDGAR	Will not run Nov. 22, Dec. 25, Jan. 1.	Will not run Nov. 22, Dec. 25, Jan. 1.		
WOODBIDGE				
GENASCO				
WO				
PERTH AMBOY			MU	
SA				
SOUTH AMBOY				
COLONIA			\$ 8.01	
ISELIN			\$ 8.04	
MENLO PARK			\$ 8.06	
METUCHEN	\$ 7.35	7.30	\$ 8.09	8.01
STELTON			\$ 8.13	
NEW BRUNSWICK	\$ 7.42		\$ 8.17	
COUNTY	7.44	7.38	8.20	8.07
ADAMS				
DEANS				
MONMOUTH JCT.	\$ 7.53	7.43		8.14
PLAINSBORO				
PRINCETON JCT.	\$ 8.00	\$ 7.49		8.20
TRENTON	\$ 8.13	\$ 8.00		\$ 8.31
MORRISVILLE	\$ 8.16			
TULLYTOWN	F 8.21			
EDGELEY				
GRUNDY		8.09		8.40
BRISTOL	\$ 8.27			
ROYDON				
EDDINGTON			Will not run Nov. 22, Dec. 25, Jan. 1, Feb. 22.	
CORNWELLS HEIGHTS	\$ 8.34			
ANDALUSIA				
TORRESDALE	\$ 8.38			
(P. T. Div.)				
HOLMES	8.44	8.19		8.51
NORTH PHILAD'A	\$ 8.53	D 8.28		\$ 9.00
PENNA. 30th ST.	\$ 9.03	D 8.36		\$ 9.10
BROAD ST. SUBURBAN				
PHILAD'A (Broad St.)	\$ 9.08	\$ 8.40		
Arrive	A. M.	A. M.	A. M.	A. M.
	255	201	3751	111

STATIONS	FIRST CLASS					
	3707	3755	281	257	625	805
	‡DAILY EX. SAT. & SUN.	‡DAILY EX. SAT. & SUN.		‡DAILY EX. SUN.	DAILY EX. SUN.	‡DAILY EX. SUN.
A. M.	A. M.	A. M.	A. M.	A. M.	A. M.	
NEW YORK	\$ 7.22	\$ 7.40	\$ 7.50	\$ 7.50	\$ 7.55	
NEW YORK (Hud. Ter.)	\$ 7.34					
JERSEY CITY	7.44	7.51	8.01	8.01	8.06	
HUDSON	\$ 7.48	\$ 7.55	\$ 8.05	\$ 8.08	\$ 8.10	
NEWARK	\$ 7.50			\$ 8.08		
SOUTH ST. (Newark)	7.52	7.58	8.08	8.10	8.14	
HUNTER	\$ 7.55			\$ 8.13		
NORTH ELIZABETH	\$ 7.58	\$ 8.03	\$ 8.14	\$ 8.17		
ELIZABETH	\$ 8.00	8.04	8.16	8.19		
SOUTH ELIZABETH	\$ 8.03	\$ 8.07	\$ 8.20	\$ 8.23		
LINDEN	\$ 8.05	\$ 8.10		\$ 8.26		
NORTH RAHWAY	\$ 8.08	\$ 8.13	\$ 8.25	\$ 8.29		
RAHWAY						
UNION	8.09	8.14	8.27	8.30		
AVENEL	\$ 8.12		Will run Sunday and Nov. 22, Dec. 25, Jan. 1, Feb. 22.	Will not run Nov. 22, Dec. 25, Jan. 1, Feb. 22.		Will not run Nov. 22, Dec. 25, Jan. 1, Feb. 22.
EDGAR	\$ 8.14					
WOODBIDGE	\$ 8.16					
GENASCO	\$ 8.19					
WO	8.22					
PERTH AMBOY	\$ 8.24	MU	MU			
SA	8.27					
SOUTH AMBOY	\$ 8.29					
COLONIA			F 8.31	F 8.34		
ISELIN						
MENLO PARK			\$ 8.20	\$ 8.35	\$ 8.38	
METUCHEN			\$ 8.24	\$ 8.39		
STELTON	MU		\$ 8.28	\$ 8.46	\$ 8.50	
NEW BRUNSWICK			8.31	8.49	8.53	
COUNTY						
ADAMS						
DEANS						
MONMOUTH JCT.			\$ 8.58	9.00		\$ 8.16
PLAINSBORO						\$ 8.23
PRINCETON JCT.			\$ 9.05	\$ 9.07		\$ 8.28
TRENTON			\$ 9.15	\$ 9.17		\$ 8.42
MORRISVILLE			9.36	9.36		
TULLYTOWN					\$ 9.39	
EDGELEY					F 9.45	
GRUNDY					F 9.48	
BRISTOL						
ROYDON			\$ 9.48	\$ 9.52		
EDDINGTON	Will not run Nov. 22, Dec. 25, Jan. 1, Feb. 22.	Will not run Nov. 22, Dec. 25, Jan. 1, Feb. 22.	\$ 9.52	\$ 9.56		
CORNWELLS HEIGHTS			\$ 9.55	\$ 10.00		
ANDALUSIA				\$ 10.03		
TORRESDALE			\$ 9.59	\$ 10.06		
(P. T. Div.)						
HOLMES				10.03	10.11	
NORTH PHILAD'A						
PENNA. 30th ST.				\$ 10.12	\$ 10.22	
BROAD ST. SUBURBAN				\$ 10.20	\$ 10.30	
PHILAD'A (Broad St.)				\$ 10.23		
Arrive	A. M.	A. M.	A. M.	A. M.	A. M.	A. M.
	3707	3755	281	257	625	805

STATIONS	FIRST CLASS		
	●203	●3711	◇169
	‡DAILY EX. SUN.	SAT. ONLY	DAILY
	A. M.	A. M.	A. M.
NEW YORK	\$ 8.00		\$ 8.30
NEW YORK (Hud. Ter.)...			7.55
JERSEY CITY			
HUDSON	8.11		8.41
NEWARK	\$ 8.14		\$ 8.45
SOUTH ST. (Newark)			
HUNTER	8.17		8.48
NORTH ELIZABETH			
ELIZABETH			
SOUTH ELIZABETH	8.21		8.52
LINDEN			
NORTH RAHWAY			
RAHWAY		\$ 8.36	
UNION	8.26	8.37	8.56
AVENEL		\$ 8.40	
EDGAR		\$ 8.42	
WOODBIDGE		\$ 8.44	
GENASCO		\$ 8.47	
WO		8.50	
PERTH AMBOY		\$ 8.53	
SA		8.55	
SOUTH AMBOY		\$ 8.57	
COLONIA			
ISELIN			
MENLO PARK			
METUCHEN	8.31		9.01
STELTON			
NEW BRUNSWICK COUNTY	8.37	MU	9.07
ADAMS			
DEANS			
MONMOUTH JCT.	8.44		9.14
PLAINSBORO			
PRINCETON JCT.	8.49		9.19
TRENTON	\$ 8.58		\$ 9.29
MORRISVILLE			
TULLYTOWN			
EDGELEY			
GRUNDY	9.07		9.37
BRISTOL			
OROYDON			
EDDINGTON			
CORNWELLS HEIGHTS			
ANDALUSIA			
TORRESDALE			
HOLMES (P. T. Div.)	9.17		9.48
NORTH PHILAD'A	\$ 9.26		\$ 9.57
PENNA. 80th ST.	D 9.35		\$ 10.07
BROAD ST. SUBURBAN			
PHILAD'A (Broad St.)	\$ 9.39		
Leave	A. M.	A. M.	A. M.
	203	3711	169

	FIRST CLASS				
	◇75	109	◇●205	3821	●785
	DAILY	DAILY	DAILY	‡DAILY EX. SUN.	
	A. M.	A. M.	A. M.	A. M.	A. M.
	T 8.35	\$ 8.40	\$ 9.00	\$ 9.15	\$ 9.25
	8.46	8.51	9.11	9.26	9.36
	T 8.49	\$ 8.55	\$ 9.15	\$ 9.32	\$ 9.39
	8.52	8.58	9.18	9.35	9.42
		\$ 9.03		\$ 9.42	\$ 9.47
		8.56	9.04	9.22	9.48
				\$ 9.49	
				\$ 9.55	\$ 9.53
					Z 9.55
		9.00	9.09	9.26	10.00
					\$ 10.07
					10.12
				MU	\$ 10.14
					10.16
				\$ 10.01	
		9.05	9.14	9.31	\$ 10.05
					\$ 10.09
			\$ 9.21		\$ 10.17
		9.11	9.24	9.37	10.19
		9.18	9.32	9.44	\$ 10.27
		9.23	9.37	9.50	\$ 10.35
					\$ 10.45
	T 9.33	\$ 9.48	\$ 10.00		
		9.42	9.57	10.09	
					Will not run Nov. 22, Dec. 25, Jan. 1, Feb. 22.
					Will run Sunday and Nov. 22, Dec. 25, Jan. 1, Feb. 22.
		9.53	10.08	10.20	
	C 10.02	\$ 10.17	D 10.29		
		\$ 10.26	D 10.37		
				\$ 10.42	
	A. M.	A. M.	A. M.	A. M.	A. M.
	75	109	205	3821	785



STATIONS	FIRST CLASS		
	●115	709	◇127
	DAILY	‡DAILY EX. SUN.	DAILY
	Leave	A. M.	A. M.
NEW YORK	\$ 9.30	\$ 9.40	P 9.50
NEW YORK (Hud. Ter.)			
JERSEY CITY			
HUDSON	9.41	9.51	10.01
NEWARK	\$ 9.45	\$ 9.54	P 10.05
SOUTH ST. (Newark)			
HUNTER	9.48	9.57	10.08
NORTH ELIZABETH			
ELIZABETH		\$ 10.02	
SOUTH ELIZABETH	9.52	10.03	10.13
LINDEN			
NORTH RAHWAY			
RAHWAY		\$ 10.08	
UNION	9.56	10.09	10.18
AVENEL			
EDGAR			First Trip Dec. 1.
WOODBIDGE		\$ 10.14	
GENASCO			
WO		10.20	
PERTH AMBOY		\$ 10.22	
SA		10.24	
SOUTH AMBOY		\$ 10.26	
COLONIA			
ISELIN			
MENLO PARK			
METUEN	10.01		10.24
STELTON			
NEW BRUNSWICK COUNTY	10.07		10.30
ADAMS			
DEANS			
MONMOUTH JOT.	10.14		10.37
PLAINSBORO			
PRINCETON JOT.	10.19		10.43
TRENTON	\$ 10.29		P 10.53
MORRISVILLE			
TULLYTOWN			
EDGELY			
GRUNDY	10.38		11.02
BRISTOL			
CROYDON		Will not run	
EDDINGTON		Nov. 22,	
CORNWELLS HEIGHTS		Dec. 25,	
ANDALUSIA		Jan. 1,	
TORRESDALE		Feb. 22	
HOLMES (P. T. Div.)	10.48		11.14
NORTH PHILAD'A	\$ 10.57		P 11.24
PENNA. 80th ST.	\$ 11.07		P 11.33
BROAD ST. SUBURBAN PHILAD'A (Broad St.)			
Arrive	A. M.	A. M.	A. M.
	115	709	127

STATIONS	FIRST CLASS			
	●207	◇133	1073	121
	DAILY	DAILY	DAILY	DAILY
	Leave	A. M.	A. M.	A. M.
NEW YORK	\$ 10.00	P 10.10	\$ 10.15	\$ 10.30
NEW YORK (Hud. Ter.)				
JERSEY CITY				
HUDSON	10.11	10.21	10.26	10.41
NEWARK	\$ 10.14	P 10.25	\$ 10.30	\$ 10.45
SOUTH ST. (Newark)				
HUNTER	10.17	10.28	10.33	10.48
NORTH ELIZABETH				
ELIZABETH			\$ 10.38	
SOUTH ELIZABETH	10.21	10.32	10.39	10.53
LINDEN				
NORTH RAHWAY				
RAHWAY				
UNION	10.25	10.36	10.43	10.57
AVENEL				
EDGAR		Last trip Dec. 12		
WOODBIDGE				
GENASCO				
WO				
PERTH AMBOY				
SA				
SOUTH AMBOY				
COLONIA				
ISELIN				
MENLO PARK				
METUEN	10.30	10.41	10.48	11.03
STELTON				
NEW BRUNSWICK COUNTY	10.36	10.47	\$ 10.54 10.57	11.09
ADAMS				
DEANS				
MONMOUTH JOT.	10.43	10.54	11.04	11.16
PLAINSBORO				
PRINCETON JOT.	10.48	10.59	11.09	11.22
TRENTON	\$ 10.58	P 11.09	\$ 11.19 11.23	\$ 11.33
MORRISVILLE				
TULLYTOWN				
EDGELY				
GRUNDY	11.07	11.19		11.43
BRISTOL				
CROYDON				
EDDINGTON				
CORNWELLS HEIGHTS				
ANDALUSIA				
TORRESDALE				
HOLMES (P. T. Div.)	11.18	11.30		11.55
NORTH PHILAD'A	D 11.26	P 11.39		\$ 12.04
PENNA. 80th ST.	D 11.36	P 11.49		\$ 12.13
BROAD ST. SUBURBAN PHILAD'A (Broad St.)	\$ 11.40			
Arrive	A. M.	A. M.	A. M.	P. M.
	207	133	1073	121

STATIONS	FIRST CLASS			
	●4203	⊕ 711	609	●209
	DAILY	DAILY	DAILY	DAILY
Leave	A. M.	A. M.	A. M.	A. M.
NEW YORK	\$ 10.35	\$ 10.40	\$ 10.55	\$ 11.00
NEW YORK (Hud. Ter.)				
JERSEY CITY				
HUDSON	10.46	10.51	11.06	11.11
NEWARK	\$ 10.50	\$ 10.54	C 11.10	\$ 11.14
SOUTH ST. (Newark)				
HUNTER	10.53	10.57	11.14	11.17
NORTH ELIZABETH				
ELIZABETH	\$ 10.58	\$ 11.02		
SOUTH ELIZABETH	10.59	11.03		11.21
LINDEN	\$ 11.03			
NORTH RAHWAY				
RAHWAY	\$ 11.07			
UNION	11.09	11.08		11.25
AVENEL				
EDGAR				
WOODBIDGE				
GENASCO				
WO		11.17		
PERTH AMBOY	MU	\$ 11.19		
SA		11.21		
SOUTH AMBOY		Z 11.23		
COLONIA	F 11.11			
ISELIN	\$ 11.14			
MENLO PARK				
METUCHEN	\$ 11.18			11.30
STELTON				
NEW BRUNSWICK	\$ 11.25			
COUNTY	11.27			11.36
ADAMS				
DEANS				
MONMOUTH JOT.	\$ 11.35			11.43
PLAINSBORO				
PRINCETON JOT.	\$ 11.42			\$ 11.50
TRENTON	\$ 11.52			\$ 12.01
MORRISVILLE				
TULLYTOWN				
EDGELY				
GRUNDY				12.10
BRISTOL				
OROYDON	Will run Sunday and Nov. 22, Dec. 25, Jan. 1, Feb. 22.	No Baggage Service Nov. 22, Dec. 25, Jan. 1.		
EDDINGTON				
CORNWELLS HEIGHTS				
ANDALUSIA				
TORRESDALE				
(P. T. Div.)				
HOLMES				12.20
NORTH PHILAD'A	Baggage Service Feb. 22.			D 12.28
PENNA. 30th ST.				D 12.36
BROAD ST. SUBURBAN				
PHILAD'A (Broad St.)				\$ 12.40
Arrive	A. M.	A. M.	A. M.	P. M.
	4203	711	609	209

STATIONS	FIRST CLASS					
	3761	●3759	●3855	●123	◇25	●4231
	‡DAILY EX. SAT. & SUN.	SAT. ONLY	‡DAILY EX. SUN.	DAILY	DAILY	
A. M.	A. M.	P. M.	A. M.	A. M.	A. M.	
NEW YORK	\$ 11.02	\$ 11.10		\$ 11.30	T 11.35	\$ 11.40
NEW YORK (Hud. Ter.)	\$ 11.02					
JERSEY CITY	\$ 11.10					
HUDSON	11.20	11.22		11.41	11.46	11.51
NEWARK	\$ 11.23	\$ 11.25		\$ 11.45	T 11.50	\$ 11.55
SOUTH ST. (Newark)						
HUNTER	11.26	11.28		11.48	11.53	11.58
NORTH ELIZABETH						\$ 12.01
ELIZABETH	\$ 11.31	\$ 11.33				\$ 12.04
SOUTH ELIZABETH	11.33	11.35		11.52	11.58	12.05
LINDEN	\$ 11.37	\$ 11.39				\$ 12.08
NORTH RAHWAY	\$ 11.40					
RAHWAY	\$ 11.42	\$ 11.43				\$ 12.12
UNION	11.43	11.44		11.56	12.03	12.13
AVENEL			Will not run Nov. 22, Dec. 25, Jan. 1, Feb. 22.			\$ 12.16
EDGAR						\$ 12.19
WOODBIDGE						
GENASCO						
WO						12.23
PERTH AMBOY	MU	MU				\$ 12.25
SA						12.28
SOUTH AMBOY						\$ 12.30
COLONIA						
ISELIN	\$ 11.47	\$ 11.48				
MENLO PARK	\$ 11.51	\$ 11.52		12.01	12.08	
METUCHEN						
STELTON	\$ 11.57	\$ 11.59	MU			MU
NEW BRUNSWICK	12.00	12.02		12.07	12.14	
COUNTY						
ADAMS						
DEANS						
MONMOUTH JOT.				12.15	12.21	
PLAINSBORO						
PRINCETON JOT.				12.20	12.26	
TRENTON						
MORRISVILLE			\$ 12.10	\$ 12.30	T 12.36	
TULLYTOWN			\$ 12.13			
EDGELY			F 12.18			
GRUNDY			F 12.20			12.45
BRISTOL			\$ 12.23	R 12.38		
OROYDON	Will not run Nov. 22, Dec. 25, Jan. 1, Feb. 22.		\$ 12.27			
EDDINGTON			\$ 12.30			
CORNWELLS HEIGHTS			\$ 12.33			
ANDALUSIA			\$ 12.38			
TORRESDALE						Will run Sunday and Nov. 22, Dec. 25, Jan. 1, Feb. 22.
(P. T. Div.)						
HOLMES			12.42	12.50	12.55	
NORTH PHILAD'A			\$ 12.56	\$ 12.59	C 1.04	
PENNA. 30th ST.			\$ 1.05	\$ 1.09		
BROAD ST. SUBURBAN			\$ 1.08			
PHILAD'A (Broad St.)						
NOON	P. M.	P. M.	P. M.	P. M.	P. M.	P. M.
3761	3759	3855	123	25	4231	

STATIONS	FIRST CLASS		
	●211	3827	●125
	DAILY	±DAILY EX. SUN.	DAILY
Leave	NOON	P. M.	P. M.
NEW YORK	\$ 12.00	\$ 12.15	\$ 12.30
NEW YORK (Had. Ter.)			
JERSEY CITY			
HUDSON	12.11	12.26	12.41
NEWARK	\$ 12.15	\$ 12.32	\$ 12.45
SOUTH ST. (Newark)		\$ 12.34	
HUNTER	12.18	12.35	12.48
NORTH ELIZABETH			
ELIZABETH		\$ 12.42	
SOUTH ELIZABETH	12.22	12.44	12.52
LINDEN		\$ 12.49	
NORTH RAHWAY			
RAHWAY		\$ 12.56	
UNION	12.26	12.58	12.56
AVENEL			
EDGAR			
WOODBIDGE			
GENASCO			
WO			
PERTH AMBOY		MU	
SA			
SOUTH AMBOY			
COLONIA		G 1.00	
ISELIN		\$ 1.03	
MENLO PARK			
METUCHEN	12.31	\$ 1.08	1.01
STELTON		G 1.12	
NEW BRUNSWICK	\$ 12.37	\$ 1.19	
COUNTY	12.39	1.22	1.07
ADAMS			
DEANS		G 1.27	
MCMOUTH JOT	12.46	F 1.31	1.15
PLAINSBORO		\$ 1.36	
PRINCETON JOT	12.51	\$ 1.40	1.21
TRENTON	\$ 1.01	\$ 1.50	\$ 1.31
MORRISVILLE			
TULLYTOWN			
EDGELY			
GRUNDY	1.10		1.41
BRISTOL			
OROYDON		Will not run	
EDDINGTON		Nov. 22,	
CORNWELLS HEIGHTS		Dec. 25,	
ANDALUSIA		Jan. 1,	
TORRESDALE		Feb. 22.	
(P. T. Div.)			
HOLMES	1.20		1.52
NORTH PHILAD'A	D 1.28		\$ 2.01
PENNA. 30th ST.	D 1.36		\$ 2.10
BROAD ST. SUBURBAN			
PHILAD'A (Broad St.)	\$ 1.40		
Arrive	P. M.	P. M.	P. M.
	211	3827	125

FIRST CLASS				
717	2507	38	●213	●3767
SAT. ONLY	SAT. ONLY	DAILY	DAILY	DAILY
P. M.	P. M.	P. M.	P. M.	P. M.
\$ 12.35	\$ 12.50	T 12.55	\$ 1.00	\$ 1.05
12.46	1.01	1.06	1.11	1.16
\$ 12.49	\$ 1.05	T 1.10	\$ 1.14	\$ 1.20
12.52	\$ 1.07	1.13	1.17	N 1.22
	\$ 1.11			1.23
\$ 12.57	\$ 1.14		K 1.21	\$ 1.28
12.58	1.16	1.17	1.22	1.29
	\$ 1.19			\$ 1.33
\$ 1.04	\$ 1.23			\$ 1.37
1.05	1.24	1.21	1.26	1.38
	\$ 1.27			
	F 1.29			
	\$ 1.32			
1.15	1.36			
\$ 1.17	\$ 1.39			MU
1.19	1.42			
\$ 1.21				
				R 1.42
		1.26	1.31	\$ 1.46
	MU			
		1.32	1.37	\$ 1.53
				1.56
		1.39	1.44	
		1.45	1.50	
		1.56	\$ 2.00	
				Baggage Service Feb. 22
		2.04	2.08	
			L 2.14	
		2.14	2.18	
		C 2.24	D 2.28	
			D 2.36	
			\$ 2.40	
P. M.	P. M.	P. M.	P. M.	P. M.
717	2507	38	213	3767

STATIONS	FIRST CLASS		
	719	◇175	2507
	‡DAILY EX. SAT. & SUN.	DAILY	SAT. ONLY
Leave	P. M.	P. M.	P. M.
NEW YORK		1.16	
NEW YORK (Hud. Ter.)	S 1.20	S 1.30	
JERSEY CITY			
HUDSON	1.31	1.41	
NEWARK	S 1.35	S 1.44	
SOUTH ST. (Newark)			
HUNTER	1.38	1.47	
NORTH ELIZABETH			
ELIZABETH	S 1.43		
SOUTH ELIZABETH	1.45	1.51	
LINDEN			
NORTH RAHWAY			
RAHWAY	S 1.50		
UNION	1.51	1.55	
AVENEL			
EDGAR			
WOODBIDGE	S 1.57		
GENASCO			
WO	2.02		
PERTH AMBOY	S 2.04		MU
SA	2.06		
SOUTH AMBOY	S 2.08		
COLONIA			
ISELIN			
MENLO PARK			
METUCHEN		2.00	
STELTON			
NEW BRUNSWICK COUNTY		2.06	
ADAMS			
DEANS			
MONMOUTH JOT.		2.13	2.18
PLAINSBORO			
PRINCETON JOT.		2.18	2.24
TRENTON			S 2.34
MORRISVILLE			
TULLYTOWN			
EDGELY			
GRUNDY		2.35	
BRISTOL			
OROYDON	Will not run Nov. 22, Dec. 25, Jan. 1, Feb. 22.		
EDDINGTON			
CORNWELLS HEIGHTS			
ANDALUSIA			
TORRESDALE			
(P. T. Div.)			
HOLMES		2.45	
NORTH PHILAD'A		S 2.54	
PENNA. 80th ST.		S 3.04	
BROAD ST. SUBURBAN			
PHILAD'A (Broad St.)			
Arrive	P. M.	P. M.	P. M.
	719	175	2507

	FIRST CLASS				
	1075	●787	181	◇113	◇193
	SAT. ONLY		DAILY	DAILY	DAILY
	P. M.	P. M.	P. M.	P. M.	P. M.
	S 1.35	S 1.40	P 1.45	P 1.50	P 1.50
		1.51	1.56	2.01	2.01
	S 1.49	S 1.54	P 2.00	P 2.05	P 2.05
	1.52	1.57	2.03	2.08	2.08
		S 2.02			
	1.53	2.03	2.07	2.12	2.12
		S 2.09			
	2.00	2.10	2.11	2.17	2.17
		S 2.16	First trip Dec. 13.	Last trip Nov. 30.	First trip Dec. 13.
		2.22			
		S 2.24			
		2.26			
		S 2.28			
	2.05		2.16	2.23	2.23
	S 2.12				
	2.15		2.22	2.29	2.29
	2.22		2.29	2.36	2.36
	S 2.28		2.34	2.41	2.42
	S 2.38				
	2.43		2.43	P 2.52	P 2.52
			2.52	3.02	3.02
		Will run Sunday and Nov. 22, Dec. 25, Jan. 1, Feb. 22.			
			3.05	3.15	3.15
			P 3.15	P 3.24	P 3.24
			P 3.25	P 3.34	P 3.34
	P. M.	P. M.	P. M.	P. M.	P. M.
	1075	787	181	113	193

STATIONS	FIRST CLASS		
	259	3715	215
	‡DAILY EX. SUN.	SAT. ONLY	DAILY
Leave	P. M.	P. M.	P. M.
NEW YORK	\$ 1.55		\$ 2.00
NEW YORK (Hud. Ter.)			
JERSEY CITY			
HUDSON	2.06		2.11
NEWARK	\$ 2.10		\$ 2.15
SOUTH ST. (Newark)			
HUNTER	2.13		2.18
NORTH ELIZABETH			
ELIZABETH	\$ 2.18		
SOUTH ELIZABETH	2.19		2.22
LINDEN	\$ 2.23		
NORTH RAHWAY	\$ 2.27	\$ 2.35	
RAHWAY			
UNION	2.29	2.37	2.26
AVENEL	Will not run	\$ 2.40	
EDGAR	Nov. 22,	F 2.42	
WOODBIDGE	Dec. 25,	S 2.44	
GENASCO	Jan. 1,	F 2.46	
	Feb. 22		
WC		2.49	
PERTH AMBOY	\$ 2.52		
SA	2.55		
SOUTH AMBOY	\$ 2.57		
COLONIA			
ISELIN	\$ 2.33		
MENLO PARK			
METUCHEN	\$ 2.37		2.31
STELTON			
NEW BRUNSWICK	\$ 2.47	MU	
COUNTY	2.49		2.37
ADAMS	\$ 2.52		
DEANS			
MONMOUTH JOT	\$ 2.59		2.44
PLAINSBORO			
PRINCETON JOT	\$ 3.06		2.49
TRENTON	\$ 3.17		
	4.02		\$ 2.59
MORRISVILLE	\$ 4.05		
TULLYTOWN	\$ 4.11		
EDGELY	\$ 4.13		
GRUNDY			3.09
BRISTOL	\$ 4.17		
OROYDON	\$ 4.21		
EDDINGTON	F 4.24		
CORNWELLS HEIGHTS	\$ 4.28		
ANDALUSIA			
TORRESDALE	\$ 4.33		
(P. T. Div.)			
HOLMES	4.39		3.19
NORTH PHILAD'A	\$ 4.58		D 3.28
PENNA. 80th ST.	\$ 5.08		D 3.36
BROAD ST. SUBURBAN			
PHILAD'A (Broad St.)	\$ 5.12		\$ 3.40
Arrive	P. M.	P. M.	P. M.
	259	3715	215

	FIRST CLASS				
	105		129	723	23
	DAILY		DAILY	‡DAILY EX. SUN.	DAILY
	P. M.		P. M.	P. M.	P. M.
	P 2.20		\$ 2.30	\$ 2.40	T 2.50
	2.31		2.41	2.51	3.01
	P 2.35		\$ 2.45	\$ 2.54	T 3.05
	2.38		2.48	2.57	3.08
	2.43		2.53	3.02	3.13
				\$ 3.09	
	2.48		2.58	3.11	3.17
				\$ 3.17	
				3.22	
				\$ 3.24	
				3.26	
				\$ 3.28	
	2.53		3.03		3.22
			C 3.10		
	2.59		3.13		3.28
	3.06		3.20		3.35
	3.11		3.25		3.40
	P 3.22		\$ 3.36		T 3.50
	3.32		3.45		3.59
				Will not run	
				Nov. 22,	
				Dec. 25,	
				Jan. 1,	
				Feb. 22.	
	3.43		3.55		4.10
	P 3.52		\$ 4.05		C 4.20
	P 4.02		\$ 4.14		
	P. M.		P. M.	P. M.	P. M.
	105		129	723	23

STATIONS	FIRST CLASS		
	●149	◇217	117
	DAILY	DAILY	DAILY
	P. M.	P. M.	P. M.
NEW YORK	P 2.55	S 3.00	P 3.05
NEW YORK (Hud. Ter.)...			
JERSEY CITY			
HUDSON	3.06	3.11	3.16
NEWARK	P 3.10	S 3.15	P 3.20
SOUTH ST. (Newark)			
HUNTER	3.13	3.18	3.23
NORTH ELIZABETH			
ELIZABETH			
SOUTH ELIZABETH	3.18	3.22	3.28
LINDEN			
NORTH RAHWAY			
RAHWAY			
UNION	3.22	3.26	3.33
AVENEL			
EDGAR		No Sealed Baggage Service. Nov. 22, Dec. 25, Jan. 1.	First Trip Dec. 13.
WOODBIDGE			
GENASCO			
WO			
PERTH AMBOY			
SA			
SOUTH AMBOY			
COLONIA			
ISELIN			
MENLO PARK			
METUOHEN	3.27	3.31	3.38
STELTON			
NEW BRUNSWICK COUNTY	3.33	3.37	3.44
ADAMS			
DEANS			
MONMOUTH JCT.	3.40	3.44	3.51
PLAINSBORO			
PRINCETON JCT.	3.45	3.49	3.56
TRENTON	P 3.55	S 4.00	P 4.06
MORRISVILLE			
TULLYTOWN			
EDGELY			
GRUNDY	4.05	4.10	4.16
BRISTOL			
ROYDON			
EDDINGTON			
CORNWELLS HEIGHTS			
ANDALUSIA			
TORRESDALE			
(P. T. Div.)			
HOLMES	4.15	4.23	4.28
NORTH PHILAD'A	P 4.24	D 4.31	P 4.38
PENNA. 30th ST.	P 4.34	D 4.39	P 4.50
BROAD ST. SUBURBAN PHILAD'A (Broad St.)		S 4.43	
Arrive	P. M.	P. M.	P. M.
	149	217	117

	FIRST CLASS				
	1077	261	●177	●4205	◇195
	DAILY EX. SUN.	‡DAILY EX. SUN.	DAILY		DAILY
	P. M.	P. M.	P. M.	P. M.	P. M.
			3.20		
	S 3.10	S 3.15	S 3.30	S 3.35	P 3.40
	3.21	3.28	3.41	3.46	3.51
	S 3.24	S 3.32	S 3.44	S 3.50	P 3.55
	3.27	3.35	3.47	3.53	3.58
		S 3.38			
		S 3.42		S 3.58	
	3.31	3.44	3.51	3.59	4.03
		S 3.49		S 4.03	
		S 3.54		S 4.07	
	3.35	3.56	3.55	4.09	4.08
		Will not run Nov. 22, Dec. 25, Jan. 1.			
				MU	
		S 4.01			
	3.40	S 4.10	4.00	S 4.16	4.14
	S 3.46	S 4.21		S 4.23	
	3.49	4.24	4.08	4.26	4.21
		S 4.28			
		S 4.32			
	3.56	S 4.35	4.13	4.34	4.29
	S 4.02	4.41	4.18	S 4.41	4.34
	S 4.13	S 4.53		S 4.52	
	4.18	5.06	4.27		P 4.44
		S 5.09			
			4.35		4.53
		S 5.19			
		S 5.23			
		S 5.26		Will run Sunday and Nov. 22, Dec. 25, Jan. 1.	
		S 5.29			
		S 5.33			
			5.37	4.45	5.03
		S 5.54	S 4.54		P 5.13
		S 6.04	S 5.03		P 5.22
		S 6.08			
	P. M.	P. M.	P. M.	P. M.	P. M.
	1077	261	177	4205	195



STATIONS	FIRST CLASS		
	●3719	●153	●729
	‡DAILY EX. SAT. & SUN.	DAILY	‡DAILY EX. SAT. & SUN.
Leave	P. M.	P. M.	P. M.
NEW YORK		\$ 4.30	\$ 4.33
NEW YORK (Hud. Ter-)	\$ 4.12		
JERSEY CITY	\$ 4.22		
HUDSON	4.32	4.41	4.44
NEWARK	\$ 4.35	C 4.44	\$ 4.47
SOUTH ST. (Newark)	\$ 4.37		
HUNTER	4.38	4.47	4.50
NORTH ELIZABETH	\$ 4.41		
ELIZABETH	\$ 4.44		
SOUTH ELIZABETH	4.45	4.51	4.54
LINDEN	\$ 4.48		
NORTH RAHWAY			
RAHWAY	\$ 4.52		
UNION			Z 4.59
	4.53	4.55	5.04
AVENEL	\$ 4.56		
EDGAR	\$ 4.58		
WOODBIDGE	\$ 5.00		
GENASCO	\$ 5.02		
WO	5.05		5.13
PERTH AMBOY	\$ 5.07		
SA	5.09		5.16
SOUTH AMBOY	\$ 5.11		\$ 5.18
COLONIA			
ISELIN			
MENLO PARK			
METUCHEN		5.00	
STELTON			
NEW BRUNSWICK	MU		
COUNTY		5.06	
ADAMS			
DEANS			
MONMOUTH JOT.			
PLAINSBORO			
PRINCETON JOT.			
TRENTON		5.25	
MORRISVILLE			
TULLYTOWN			
EDGELY			
GRUNDY		5.32	
BRISTOL			
OROYDON	Will not run Nov. 22, Dec. 25, Jan. 1, Feb. 22.		Will not run Nov. 22, Dec. 25, Jan. 1, Feb. 22.
EDDINGTON			
CORNWELLS HEIGHTS			
ANDALUSIA			
TORRESDALE			
(P. T. Div.)			
HOLMES		5.42	
NORTH PHILAD'A		\$ 5.50	
PENNA. 80th ST.		\$ 5.59	
BROAD ST. SUBURBAN			
PHILAD'A (Broad St.)			
Arrive	P. M.	P. M.	P. M.
	3719	153	729

	FIRST CLASS				
	◇157	●3721	●3771	283	●3723
	DAILY	SAT. ONLY	‡DAILY EX. SAT. & SUN.		‡DAILY EX. SAT. & SUN.
	P. M.	P. M.	P. M.	P. M.	P. M.
	P 4.35			\$ 4.50	
			\$ 4.26		\$ 4.38
			\$ 4.38		\$ 4.50
	4.46		4.48	5.01	5.00
	P 4.51		\$ 4.51	\$ 5.07	\$ 5.03
			\$ 4.53		\$ 5.05
	4.54		4.54	5.10	5.06
			\$ 4.57		\$ 5.09
			\$ 5.00	\$ 5.17	\$ 5.12
	4.59		5.01	5.19	\$ 5.14
			\$ 5.05	\$ 5.25	\$ 5.18
			\$ 5.08		\$ 5.20
		\$ 5.08	\$ 5.11	\$ 5.32	\$ 5.23
	5.04	5.09	5.12	5.34	5.24
		\$ 5.12		Will run Sunday and Nov. 22, Dec. 25, Jan. 1, Feb. 22.	\$ 5.27
		\$ 5.14			F 5.29
		\$ 5.16			\$ 5.31
		\$ 5.18			
		5.21			5.35
		\$ 5.24	MU	MU	\$ 5.37
		5.27			5.40
		\$ 5.29			\$ 5.42
			\$ 5.14		
			\$ 5.17	\$ 5.37	
	5.10		\$ 5.21	\$ 5.41	
			\$ 5.25	\$ 5.44	
		MU	\$ 5.29	\$ 5.52	MU
	5.16		5.32	5.54	
				F 5.57	
				F 6.01	
	5.24			\$ 6.05	
	5.30			\$ 6.11	
				\$ 6.21	
	P 5.40			6.35	
				F 6.42	
				\$ 6.44	
	5.51				
				\$ 6.47	
			Will not run Nov. 22, Dec. 25, Jan. 1, Feb. 22.	\$ 6.51	Will not run Nov. 22, Dec. 25, Jan. 1, Feb. 22.
				\$ 6.53	
				\$ 6.56	
				\$ 6.59	
	6.06			7.03	
	P 6.14			\$ 7.15	
	P 6.23			\$ 7.23	
				\$ 7.26	
	P. M.	P. M.	P. M.	P. M.	P. M.
	157	3721	3771	283	3723



STATIONS	FIRST CLASS		
	49	●221	●733
	DAILY	DAILY	‡DAILY EX. SAT. & SUN.
Leave	P. M.	P. M.	P. M.
NEW YORK	CC 6.00	S 5.01	
NEW YORK (Had. Ter.)			\$ 4.57
JERSEY CITY			\$ 5.07
HUDSON	5.11	5.14	5.17
NEWARK	CC 5.14	S 5.17	\$ 5.20
SOUTH ST. (Newark)			
HUNTER	5.17	5.20	5.23
NORTH ELIZABETH			
ELIZABETH			
SOUTH ELIZABETH	5.21	5.25	6.28
LINDEN			
NORTH RAHWAY			
RAHWAY			
UNION	5.25	5.29	5.34
AVENEL			
EDGAR			
WOODBIDGE			
GENASCO			
WO			5.43
PERTH AMBOY			5.46
SA			\$ 5.48
SOUTH AMBOY			
OOLONIA			
ISELIN			
MENLO PARK			
METUCHEN	5.30	5.34	
STELTON			
NEW BRUNSWICK			
COUNTY	5.38	5.40	
ADAMS			
DEANS			
MONMOUTH JCT.		5.47	
PLAINSBORO			
PRINCETON JCT.		5.52	
TRENTON	CC 5.55	S 6.01	
MORRISVILLE			
TULLYTOWN			
EDGELY			
GRUNDY	6.02	6.10	
BRISTOL			
OROYDON			Will not run
EDDINGTON			Nov. 6,
CORNWELLS HEIGHTS			Nov. 22,
ANDALUSIA			Dec. 25,
TORRESDALE			Jan. 1,
			Feb. 22.
(P. T. Div.)			
HOLMES	6.12	6.20	
NORTH PHILAD'A	CC 6.20	D 6.29	
PENNA. 30th ST.		D 6.38	
BROAD ST. SUBURBAN			
PHILAD'A (Broad St.)		S 6.42	
Arrive	P. M.	P. M.	P. M.
	49	221	733

	FIRST CLASS			
	263	69	●3775	●735
	‡DAILY EX. SUN.	DAILY	‡DAILY EX. SAT. & SUN.	‡DAILY EX. SUN.
	P. M.	P. M.	P. M.	P. M.
	\$ 5.05	T 5.10		\$ 5.15
			\$ 5.04	
			\$ 5.15	
	5.17	5.21	5.25	5.26
	\$ 5.21	T 5.25	\$ 5.28	\$ 5.29
	5.24	5.28	5.31	5.32
	\$ 5.31		\$ 5.37	
	5.33	5.33	5.39	5.36
	\$ 5.40			
	5.41	5.37	5.45	Z 5.42
				5.47
	Will not run			
	Nov. 22,			
	Dec. 25,			
	Jan. 1,			
	Feb. 22.			
			MU	5.57
				6.00
			\$ 5.50	
	5.47	5.42	\$ 5.54	
			\$ 5.58	
	\$ 5.53		\$ 6.02	
	5.56	5.48	6.05	
	6.03	5.55		
	\$ 6.09	6.00		
	\$ 6.20	T 6.10		
		6.19		
	\$ 6.30			
			Will not run	Will not run
			Nov. 22,	Nov. 22,
			Dec. 25,	Dec. 25,
			Jan. 1,	Jan. 1,
			Feb. 22.	Feb. 22.
	\$ 6.39			
	6.43	6.29		
	D 6.53	C 6.38		
	D 7.03			
	\$ 7.08			
	P. M.	P. M.	P. M.	P. M.
	263	69	3775	735

STATIONS	FIRST CLASS	
	●3727 ‡DAILY EX. SAT. & SUN.	2509 ‡DAILY EX. SAT. & SUN.
	Leave	P. M.
NEW YORK		\$ 5.20
NEW YORK (Hud. Ter.)	\$ 5.10	
JERSEY CITY	\$ 5.20	
HUDSON	5.30	5.31
NEWARK	\$ 5.33	\$ 5.36
SOUTH ST. (Newark)		
HUNTER	5.36	5.39
NORTH ELIZABETH		\$ 5.42
ELIZABETH	\$ 5.41	\$ 5.45
SOUTH ELIZABETH	5.42	5.47
LINDEN	\$ 5.46	\$ 5.51
NORTH RAHWAY	\$ 5.48	
RAHWAY	\$ 5.51	\$ 5.55
UNION		
AVENEL	\$ 5.52	5.56
EDGAR	\$ 5.54	F 5.59
WOODBIDGE	\$ 5.56	
GENASCO	\$ 5.59	\$ 6.03
WC	6.04	6.08
PERTH AMBOY	\$ 6.06	\$ 6.10
SA	6.08	6.13
SOUTH AMBOY	\$ 6.10	
COLONIA		
ISELIN		
MENLO PARK		
METUEN		
STELTON		
NEW BRUNSWICK COUNTY	MU	MU
ADAMS		
DEANS		
MONMOUTH JOT.		
PLAINSBORO		
PRINCETON JOT.		
TRENTON		
MORRISVILLE		
TULLYTOWN		
EDGELY		
GRUNDY		
BRISTOL		
CROYDON	Will not run Nov. 22, Dec. 25, Jan. 1, Feb. 22.	Will not run Nov. 22, Dec. 25, Jan. 1, Feb. 22.
EDDINGTON		
CORNWELLS HEIGHTS		
ANDALUSIA		
TORRESDALE		
	(P. T. Div.)	
HOLMES		
NORTH PHILAD'A		
PENNA. 80th ST.		
BROAD ST. SUBURBAN PHILAD'A (Broad St.)		
Arrive	P. M.	P. M.
	<b>3727</b>	<b>2509</b>

	FIRST CLASS				
	●3835 SAT. ONLY	41 DAILY	●3837 ‡DAILY EX. SAT. & SUN.	155 DAILY	●3779 ‡DAILY EX. SAT. & SUN.
	P. M.	P. M.	P. M.	P. M.	P. M.
	\$ 5.20	X 5.25		\$ 5.30	
			\$ 5.18		\$ 5.22
			\$ 5.28		\$ 5.33
	5.31	5.36	5.38	5.41	5.43
	\$ 5.36	X 5.40	\$ 5.41	\$ 5.45	\$ 5.46
	5.39	5.43	5.44	5.48	5.49
	\$ 5.42		\$ 5.47		\$ 5.52
	\$ 5.46		\$ 5.50		\$ 5.55
	5.48	5.48	5.51	5.52	\$ 5.57
	\$ 5.52				\$ 6.01
	\$ 5.56		\$ 5.57		\$ 6.03
					\$ 6.06
	5.58	5.53	5.59	5.57	6.07
	MU				MU
	\$ 6.01				\$ 6.10
	\$ 6.04				\$ 6.13
					\$ 6.15
	\$ 6.08	5.58	\$ 6.06	6.03	\$ 6.18
	\$ 6.11				\$ 6.22
	\$ 6.15		\$ 6.13		\$ 6.26
	6.17	6.05	6.15	6.10	6.29
	\$ 6.20		\$ 6.18		
	\$ 6.24		\$ 6.22		
	\$ 6.28	6.13	\$ 6.26	6.17	
	\$ 6.36	6.19	6.32	6.22	
	\$ 6.47		\$ 6.42		
		X 6.27		\$ 6.33	
		6.36		6.42	
			Will not run Nov. 22, Dec. 25, Jan. 1, Feb. 22.		Will not run Nov. 22, Dec. 25, Jan. 1, Feb. 22.
		6.47		6.53	
		X 6.56		\$ 7.03	
				\$ 7.12	
	P. M.	P. M.	P. M.	P. M.	P. M.
	<b>3835</b>	<b>41</b>	<b>3837</b>	<b>155</b>	<b>3779</b>



STATIONS	FIRST CLASS		
	●29	●223	●3785
	DAILY	DAILY	SAT. ONLY
	P. M.	P. M.	P. M.
Leave			
NEW YORK	U 6.00	S 6.01	S 6.05
NEW YORK (Hud. Ter.)			
JERSEY CITY			
HUDSON	6.11	6.14	6.17
NEWARK	U 6.14	S 6.17	S 6.20
SOUTH ST. (Newark)			
HUNTER	6.17	6.20	6.23
NORTH ELIZABETH			
ELIZABETH			S 6.28
SOUTH ELIZABETH	6.21	6.25	6.30
LINDEN			S 6.35
NORTH RAHWAY			
RAHWAY			S 6.40
UNION			
	6.25	6.29	6.41
AVENEL			
EDGAR			
WOODBIDGE			
GENASCO			
WO			
PERTH AMBOY			MU
SA			
SOUTH AMBOY			
COLONIA			S 6.43
ISELIN			S 6.46
MENLO PARK			
METUCHEN	6.30	6.34	S 6.50
STELTON			S 6.54
NEW BRUNSWICK		S 6.41	S 6.58
COUNTY	6.36	6.43	7.01
ADAMS			
DEANS			
MONMOUTH JCT.		6.50	
PLAINSBORO			
PRINCETON JCT.		S 6.57	
TRENTON			
	6.55	S 7.08	
MORRISVILLE			
TULLYTOWN			
EDGELEY			
GEUNDY	7.02	7.17	
BRISTOL			
OROYDON			
EDDINGTON			
CORNWELLS HEIGHTS...			
ANDALUSIA			
TORRESDALE			
(P. T. Div.)			
HOLMES	7.12	7.28	
NORTH PHILAD'A	U 7.21	D 7.36	
PENNA. 30th ST.		D 7.45	
BROAD ST. SUBURBAN			
PHILAD'A (Broad St.)		S 7.49	
Arrive			
	P. M.	P. M.	P. M.
	29	223	3785

	FIRST CLASS				
	●4255	●3787	●31	65	●639
		‡DAILY EX. SAT. & SUN.	‡DAILY	DAILY	
	P. M.	P. M.	P. M.	P. M.	P. M.
	S 6.05		T 6.10	RR 6.15	S 6.20
		S 5.55			
		S 6.06			
	6.17	6.17	6.21	6.26	6.31
	S 6.21	S 6.20	T 6.24	RR 6.29	C 6.35
	6.24	6.23	6.27	6.32	6.39
		S 6.26			
	S 6.29	S 6.29			
	6.31	S 6.31	6.31	6.36	
	S 6.35	S 6.34			
	S 6.40	S 6.36			
	S 6.40	S 6.39			
	6.42	6.41	6.35	6.40	
			Will not run Nov. 22, Dec. 24, Dec. 30, Dec. 31.		
	MU	MU			
		S 6.43			
		S 6.46			
	S 6.50	S 6.50	6.41	6.46	
		S 6.54			
	S 6.57	S 6.58			
	7.00	7.01	6.48	6.53	
			6.56	7.01	
			7.02	7.07	
			7.12	7.17	
			7.21	7.26	
	Will run Sunday and Nov. 22, Dec. 25, Jan. 1, Feb. 22.	Will not run Nov. 22, Dec. 25, Jan. 1, Feb. 22.			Will run Nov. 22, Dec. 25, Jan. 1, Feb. 22.
			7.32	7.36	
			C 7.40	RR 7.46	
	P. M.	P. M.	P. M.	P. M.	P. M.
	4255	3787	31	65	639

STATIONS	FIRST CLASS			P. A. & W. R.
	2509	845	151	
	‡DAILY EX. SAT. & SUN.	SUN. ONLY	DAILY	
Leave	P. M.	P. M.	P. M.	
NEW YORK			P 6.25	
NEW YORK (Hud. Ter.)				
JERSEY CITY				
HUDSON			6.36	
NEWARK			P 6.40	
SOUTH ST. (Newark)				
HUNTER			6.43	
NORTH ELIZABETH				
ELIZABETH				
SOUTH ELIZABETH			6.48	
LINDEN				
NORTH RAHWAY				
RAHWAY				
UNION			6.53	
AVENEL				
EDGAR				
WOODBIDGE				
GENASCO				
WO				
PERTH AMBOY	MU			
SA				
SOUTH AMBOY				
COLONIA				
ISELIN				
MENLO PARK				
METUCHEN			6.58	
STELTON				
NEW BRUNSWICK COUNTY			7.05	
ADAMS				
DEANS				
MONMOUTH JOT.	7.04	7.04	7.12	
PLAINSBORO				
PRINCETON JOT.	7.10	\$ 7.12	7.17	
TRENTON	\$ 7.20	\$ 7.22	P 7.26	
MORRISVILLE				
TULLYTOWN				
EDGELY				
GRUNDY			7.35	
BRISTOL				
OROYDON	Will not run			
EDDINGTON	Nov. 22,			
CORNWELLS HEIGHTS	Dec. 25,			
ANDALUSIA	Jan. 1,			
TORRESDALE	Feb. 22.			
(P. T. Div.)				
HOLMES			7.47	
NORTH PHILAD'A			P 7.55	
PENNA. 30th ST.			P 8.05	
BROAD ST. SUBURBAN				
PHILAD'A (Broad St.)				
Arrive	P. M.	P. M.	P. M.	
	2509	845	151	

	FIRST CLASS				
	137	3739	1	139	3789
	DAILY	‡DAILY EX. SUN.	DAILY	DAILY EX. SUN.	DAILY EX. SAT.
	P. M.	P. M.	P. M.	P. M.	P. M.
	\$ 6.30	\$ 6.35	T 6.45	P 6.50	\$ 6.55
	6.41	6.46	6.56	7.01	7.06
	\$ 6.45	\$ 6.50	T 6.59	P 7.06	\$ 7.10
	6.48	6.53	7.02	7.09	7.13
		\$ 6.56			
		\$ 6.59			\$ 7.18
		6.53	7.06	7.14	7.20
		\$ 7.03			\$ 7.24
		\$ 7.05			
		\$ 7.08			\$ 7.28
	6.58	7.09	7.10	7.18	7.29
		\$ 7.12			
		\$ 7.14			
		\$ 7.16			
		7.20			
		\$ 7.22			
		7.25			
		\$ 7.27			MU
					\$ 7.32
					\$ 7.35
	7.04		7.15	7.23	\$ 7.39
	7.10	MU	7.21	7.29	\$ 7.46
					7.49
	7.17		7.28	7.36	
	7.22		7.33	7.41	
	\$ 7.33		T 7.43	P 7.53	
	7.42		7.51	8.03	
		Will not run			
		Nov. 22,			
		Dec. 25,			
		Jan. 1,			
		Feb. 22.			
	7.52		8.02	8.16	
	\$ 8.00		C 8.11	P 8.25	
	\$ 8.10			P 8.34	
	P. M.	P. M.	P. M.	P. M.	P. M.
	137	3739	1	139	3789

STATIONS	FIRST CLASS			
	●225	●159	◇171	3
	DAILY	SUN. ONLY	DAILY	DAILY
	P. M.	P. M.	P. M.	P. M.
Leave				
NEW YORK.....	\$ 7.00	\$ 7.20	\$ 7.30	AA 7.35
NEW YORK (Hud. Ter.)...				
JERSEY CITY.....				
HUDSON.....	7.11	7.31	7.41	7.46
NEWARK.....	\$ 7.15	C 7.35	\$ 7.44	AA 7.50
SOUTH ST. (Newark).....				
HUNTER.....	7.18	7.38	7.47	7.53
NORTH ELIZABETH.....				
ELIZABETH.....				
SOUTH ELIZABETH.....	7.22	7.42	7.51	7.57
LINDEN.....				
NORTH RAHWAY.....				
RAHWAY.....				
UNION.....	7.26	7.46	7.55	8.01
AVENEL.....				
EDGAR.....				
WOODBRIDGE.....				
GENASCO.....				
WO.....				
PERTH AMBOY.....				
SA.....				
SOUTH AMBOY.....				
COLONIA.....				
ISELIN.....				
MENLO PARK.....				
METUCHEN.....	7.31	7.51	8.00	8.06
STELTON.....				
NEW BRUNSWICK.....	\$ 7.37			
COUNTY.....	7.40	7.57	8.06	8.12
ADAMS.....				
DEANS.....				
MONMOUTH JOT.....	7.47	8.04	8.13	8.19
PLAINSBORO.....				
PRINCETON JOT.....	\$ 7.54	8.09	8.18	8.24
TRENTON.....	\$ 8.05	C 8.19	\$ 8.28	AA 8.34
MORRISVILLE.....				
TULLYTOWN.....				
EDGELY.....				
GRUNDY.....	8.13	8.29	8.37	8.44
BRISTOL.....				
OROYDON.....				
EDDINGTON.....				
CORNWELLS HEIGHTS.....				
ANDALUSIA.....				
TORRESDALE.....				
(P. T. Div.)				
HOLMES.....	8.23	8.40	8.47	8.56
NORTH PHILAD'A.....	D 8.32	\$ 8.50	\$ 8.56	AA 9.06
PENNA. 30th ST.....	D 8.41	\$ 9.00	\$ 9.05	
BROAD ST. SUBURBAN.....				
PHILAD'A (Broad St.).....	\$ 8.45			
Arrive				
	P. M.	P. M.	P. M.	P. M.
	225	159	171	3

	FIRST CLASS				
	●741	265	●4259	71	●285
	‡DAILY EX. SUN.	‡DAILY EX. SUN.		DAILY	
	P. M.	P. M.	P. M.	P. M.	P. M.
	\$ 7.40	\$ 7.50	\$ 7.55	T 8.00	\$ 8.02
	7.51	8.01	8.06	8.11	8.14
	\$ 7.55	\$ 8.06	\$ 8.11	T 8.15	\$ 8.18
	7.58	8.09	8.15	8.18	8.21
	\$ 8.03	\$ 8.12	\$ 8.21		
	8.04	8.20	8.23	8.22	8.26
		\$ 8.24	\$ 8.28		
	\$ 8.10	\$ 8.29	\$ 8.34		
	8.11	8.30	8.36	8.26	8.31
	\$ 8.14	Will not run Nov. 22, Dec. 25, Jan. 1, Feb. 22.			Will run Sunday and Nov. 22, Dec. 25, Jan. 1.
	\$ 8.17				
	8.22				
	\$ 8.24	MU	MU		
	8.26				
	\$ 8.28				
		\$ 8.34	\$ 8.40		
		\$ 8.38	\$ 8.44	8.32	8.37
		\$ 8.48			
		\$ 8.47	\$ 8.52		
		8.49	8.55	8.38	8.43
		B 8.58		8.45	8.50
		\$ 9.06		8.50	8.56
		\$ 9.17			
		9.47		T 9.00	\$ 9.07
				9.10	9.17
		\$ 9.58			
	Will not run Nov. 22, Dec. 25, Jan. 1, Feb. 22.	F 10.02	Will run Sunday and Nov. 22, Dec. 25, Jan. 1, Feb. 22.		
		10.13		9.21	9.27
		D 10.29		C 9.31	D 9.36
		D 10.38			D 9.45
		\$ 10.41			
					\$ 9.50
	P. M.	P. M.	P. M.	P. M.	P. M.
	741	265	4259	71	285

STATIONS	FIRST CLASS			
	●459	607	●799	67
	SUN. ONLY	DAILY		‡DAILY
	P. M.	P. M.	P. M.	P. M.
Leave				
NEW YORK	T 8.05	\$ 8.10	\$ 8.15	T 8.25
NEW YORK (Hud. Ter.)				
JERSEY CITY				
HUDSON	8.17	8.21	8.26	8.36
NEWARK	T 8.22	C 8.25	\$ 8.29	T 8.40
SOUTH ST. (Newark)				
HUNTER	8.25	8.29	8.32	8.43
NORTH ELIZABETH				
ELIZABETH				
SOUTH ELIZABETH	8.30		8.36	8.47
LINDEN				
NORTH RAHWAY				
RAHWAY				
UNION	8.35		8.41	8.51
AVENEL				
EDGAR				Will not run Dec. 25.
WOODBIDGE				
GENASCO				
WO			8.50	
PERTH AMBOY			\$ 8.52	
SA			8.54	
SOUTH AMBOY			\$ 8.56	
COLONIA				
ISELIN				
MENLO PARK				
METUCHEN	8.41			8.56
STELTON				
NEW BRUNSWICK COUNTY	8.48			9.02
ADAMS				
DEANS				
MONMOUTH JCT.	8.56			9.09
PLAINSBORO				
PRINCETON JCT.	9.02			9.14
TRENTON	T 9.12			9.23
MORRISVILLE				
TULLYTOWN				
EDGELY				
GRUNDY	9.22			9.32
BRISTOL				
CROYDON				
EDDINGTON				
CORNWELLS HEIGHTS				
ANDALUSIA				
TORRESDALE				
(P. T. Div.)				
HOLMES	9.33			9.44
NORTH PHILAD'A	C 9.42			C 9.54
PENNA. 30th ST.	C 9.52			
BROAD ST. SUBURBAN PHILAD'A (Broad St.)				
Arrive				
	P. M.	P. M.	P. M.	P. M.
	459	607	799	67

	FIRST CLASS				
	●143	●NH-183	39	●3843	469
	DAILY	‡DAILY EX. SUN. & MON.	DAILY	DAILY	DAILY
	P. M.	P. M.	P. M.	P. M.	P. M.
		E 8.35			
	\$ 8.30		RR 8.45	\$ 8.55	\$ 9.00
	8.41		8.56	9.06	9.11
	\$ 8.45		RR 9.00	\$ 9.11	\$ 9.15
				N 9.13	
	8.48		9.03	9.14	9.18
				S 9.19	
	8.52		9.07	9.21	9.23
				S 9.25	
				S 9.30	
	8.56		9.12	9.31	9.28
		Will not run Nov. 23, Dec. 26, Jan. 2, Feb. 23.			
				MU	
				N 9.35	
	9.01		9.17	\$ 9.39	9.33
				S 9.43	
				S 9.47	
	9.07		9.23	9.49	9.39
	9.14		9.30	9.57	9.46
	9.19		9.35	R 10.03	\$ 9.53
	\$ 9.29		RR 9.45	S 10.14	\$ 10.04
	9.38		9.53		
					R 10.14
	9.48		10.05		10.25
	\$ 9.57		RR 10.15		\$ 10.35
	\$ 10.06				\$ 10.45
	P. M.	P. M.	P. M.	P. M.	P. M.
	143	NH-183	39	3843	469

STATIONS	FIRST CLASS		
	●3743 ‡DAILY EX. SUN.	135 DAILY	●4239
	Leave P. M.	P. M.	P. M.
NEW YORK	\$ 9.25	\$ 9.30	\$ 9.40
NEW YORK (Hud. Ter.)			
JERSEY CITY			
HUDSON	9.36	9.41	9.51
NEWARK	\$ 9.40	\$ 9.49	\$ 9.55
SOUTH ST. (Newark)			
HUNTER	9.43	9.52	9.58
NORTH ELIZABETH	\$ 9.46		
ELIZABETH	\$ 9.49		\$ 10.03
SOUTH ELIZABETH	9.50	9.56	10.04
LINDEN	\$ 9.53		\$ 10.08
NORTH RAHWAY			
RAHWAY	\$ 9.57		\$ 10.12
UNION	9.58	10.01	10.13
AVENEL	\$ 10.01		\$ 10.16
EDGAE	F 10.03		
WOODBRIDGE	\$ 10.05		\$ 10.20
GENASCO			
WO	10.09		10.24
PERTH AMBOY	\$ 10.11		\$ 10.26
SA	10.14		10.29
SOUTH AMBOY	\$ 10.16		\$ 10.31
COLONIA			
ISELIN			
MENLO PARK			
METUOHEN		10.07	
STELTON			
NEW BRUNSWICK COUNTY	MU		MU
ADAMS			
DEANS			
MONMOUTH JOT.		10.20	
PLAINSBORO			
PRINCETON JOT.		10.25	
TRENTON		\$ 10.38	
MORRISVILLE			
TULLYTOWN			
EDGELY			
GRUNDY		10.47	
BRISTOL			
CROYDON	Will not run Nov. 22, Dec. 25, Jan. 1, Feb. 22		Will run Sunday and Nov. 22, Dec. 25, Jan. 1, Feb. 22
EDDINGTON			
CORNWELLS HEIGHTS			
ANDALUSIA			
TORRESDALE			
HOLMES (P. T. Div.)		10.57	
NORTH PHILAD'A		\$ 11.05	
PENNA. 30th ST.		\$ 11.20	
BROAD ST. SUBURBAN PHILAD'A (Broad St.)			
Arrive	P. M.	P. M.	P. M.
	3743	135	4239

	FIRST CLASS				
	●3791 DAILY	●231 DAILY	◇141 DAILY	●161	●743 ‡DAILY EX. SUN.
	P. M.	P. M.	P. M.	P. M.	P. M.
	\$ 9.55	\$ 10.00	P 10.15	\$ 10.30	\$ 10.30
	10.06	10.11	10.26	10.41	10.41
	\$ 10.10	\$ 10.15	P 10.30	\$ 10.45	\$ 10.45
	10.13	10.18	10.33	10.48	10.48
	\$ 10.16				
	\$ 10.19				
	10.20	10.22	10.38	10.52	10.53
	\$ 10.24				
	\$ 10.27				
	\$ 10.30				
	10.31	10.26	10.43	10.56	10.59
				Will run Sunday and Nov. 22, Dec. 25, Jan. 1,	\$ 11.05
					11.10
	MU				\$ 11.12
					11.14
					\$ 11.16
	\$ 10.35				
	\$ 10.39	10.31	10.48	11.01	
	\$ 10.42				
	\$ 10.46	\$ 10.38			
	10.49	10.41	10.54	11.07	
		10.48	11.01	11.14	
		\$ 10.55	11.06	11.19	
		\$ 11.06	P 11.16	\$ 11.29	
		11.15	11.26	11.39	
					Will not run Nov. 22, Dec. 25, Jan. 1, Feb. 22.
		11.25	11.35	11.50	
		D 11.35	P 11.44	\$ 11.59	
		D 11.43	P 11.54	\$ 12.10	
	\$ 11.47				
	P. M.	P. M.	P. M.	A. M.	P. M.
	3791	231	141	161	743



STATIONS	FIRST CLASS			
	●3795	●233	37	●145
	DAILY	DAILY	DAILY	
	P. M.	P. M.	P. M.	P. M.
NEW YORK	\$ 10.55	\$ 11.00	T 11.20	\$ 11.25
NEW YORK (Hud. Ter.)...				
JERSEY CITY				
HUDSON	11.06	11.11	11.31	11.36
NEWARK	\$ 11.10	\$ 11.15	T 11.35	\$ 11.40
SOUTH ST. (Newark)				
HUNTER	11.13	11.18	11.38	11.43
NORTH ELIZABETH				
ELIZABETH	\$ 11.18			
SOUTH ELIZABETH	11.20	11.22	11.42	11.48
LINDEN	\$ 11.23			
NORTH RAHWAY				
RAHWAY	\$ 11.28			
UNION	11.30	11.26	11.47	11.53
AVENEL				
EDGAR				Will run Sunday and Dec. 25, Jan. 1.
WOODBIDGE				
GENASCO				
WO				
PERTH AMBOY				
SA	MU			
SOUTH AMBOY				
COLONIA				
ISELIN				
MENLO PARK				
METUOHEN	\$ 11.37	11.31	11.52	11.58
STELTON				
NEW BRUNSWICK	\$ 11.44			
COUNTY	11.47	11.37	11.58	12.04
ADAMS				
DEANS				
MONMOUTH JOT		11.44	12.05	12.12
PLAINSBORO				
PRINCETON JOT		11.49	12.10	12.17
TRENTON		\$ 12.06	T 12.20	\$ 12.28
MORRISVILLE				
TULLYTOWN				
EDGELY				
GRUNDY			12.28	12.37
BRISTOL	\$ 12.16			
CROYDON				
EDDINGTON				
CORNWELLS HEIGHTS				
ANDALUSIA				
TORRESDALE				
(P. T. Div.)				
HOLMES		12.26	12.40	12.49
NORTH PHILAD'A		D 12.35	C 12.50	\$ 12.58
PENNA. 30th ST.		D 12.44		\$ 1.08
BROAD ST. SUBURBAN				
PHILAD'A (Broad St.)	\$ 12.48			
Arrive	P. M.	A. M.	A. M.	A. M.
	3795	233	37	145

	FIRST CLASS				
	◇189	◇55	611	3847	61
	DAILY	DAILY	DAILY	DAILY	±DAILY EX. SAT.
	P. M.	P. M.	P. M.	P. M.	P. M.
	11.00				
	\$ 11.30	T 11.40	\$ 11.45	\$ 11.55	T 11.59
	11.41	11.51	11.58	12.07	12.09
	\$ 11.45	T 11.54	C 12.00	\$ 12.16	T 12.20
	11.48	11.57	12.04	12.19	12.23
				\$ 12.22	
				\$ 12.27	
	11.58	12.01		12.29	12.27
				\$ 12.33	
				\$ 12.36	
				\$ 12.41	
	11.58	12.06		12.43	12.32
					Will not run Nov. 22, Dec. 23, Dec. 24, Dec. 30, Dec. 31.
				MU	
				\$ 12.46	
				\$ 12.49	
	12.03	12.11		\$ 12.53	12.38
				\$ 12.57	
	\$ 12.10			\$ 1.03	
	12.12	12.17		1.06	12.45
	12.19	12.25		\$ 1.15	12.53
	\$ 12.26	12.31		\$ 1.22	12.59
				\$ 1.32	
	\$ 12.36	12.40			1.08
	12.44	12.48			1.17
	12.55	12.59			1.28
	D 1.03	C 1.09			C 1.37
	D 1.13				
	\$ 1.17				
	A. M.	A. M.	A. M.	A. M.	A. M.
	189	55	611	3847	61







STATIONS	FIRST CLASS		
	252	250	60
Arrive	A. M.	A. M.	A. M.
NEW YORK		\$ 8.28	\$ 8.00
NEW YORK (Hud. Ter.)	\$ 8.33		
JERSEY CITY	\$ 8.22		
HUDSON	8.12	8.13	7.45
NEWARK	\$ 8.09	\$ 8.10	D 7.42
SOUTH ST. (Newark)	\$ 8.05	\$ 8.06	
HUNTER	8.04	8.05	7.38
NORTH ELIZABETH	\$ 8.01	\$ 8.02	
ELIZABETH	\$ 7.58	\$ 7.59	
SOUTH ELIZABETH	7.55	7.56	7.33
LINDEN		\$ 7.52	
NORTH RAHWAY			
RAHWAY	\$ 7.48	\$ 7.47	
UNION	7.45	7.44	7.28
AVENEL	Will not run Nov. 22, Dec. 25,		Will not run Nov. 23, Dec. 25, Dec. 31, Jan. 1.
EDGAR	Dec. 25,		
WOODBIDGE	Jan. 1,		
GENASCO	Feb. 22,		
WO			
PERTH AMBOY			
SA			
SOUTH AMBOY			
COLONIA	\$ 7.42	\$ 7.41	
ISELIN	\$ 7.40	\$ 7.39	
MENLO PARK			
METUCHEN	\$ 7.36	\$ 7.35	7.22
STELTON	\$ 7.31	\$ 7.31	
NEW BRUNSWICK	\$ 7.28	\$ 7.28	
COUNTY	7.24	7.25	7.14
ADAMS	\$ 7.21	\$ 7.22	
DEANS	\$ 7.17	\$ 7.18	
MONMOUTH JOT.	\$ 7.14	\$ 7.15	7.06
PLAINSBORO	\$ 7.08	\$ 7.09	
PRINCETON JOT.	\$ 7.04	\$ 7.05	7.00
TRENTON	\$ 6.52	\$ 6.53	6.50
	\$ 6.44	\$ 6.44	
MORRISVILLE	F 6.41	F 6.41	
TULLYTOWN	F 6.35	F 6.35	
EDGELY			
GRUNDY			6.40
BRISTOL	\$ 6.30	\$ 6.30	
CROYDON	\$ 6.25	\$ 6.25	
EDDINGTON			
CORNWELLS HEIGHTS	\$ 6.21	\$ 6.21	
ANDALUSIA			
TORRESDALE	F 6.18	F 6.18	
(P. T. Div.)			
HOLMES	6.15	6.15	6.30
NORTH PHILAD'A	\$ 5.55	\$ 5.55	D 6.20
PENNA. 80th ST.	\$ 5.46	\$ 5.46	
BROAD ST. SUBURBAN			
PHILAD'A (Broad St.)	\$ 5.42	\$ 5.42	
Leave	A. M.	A. M.	A. M.
	‡DAILY EX. SAT. & SUN.	SAT. ONLY	‡DAILY EX. SUN.
	<b>252</b>	<b>250</b>	<b>60</b>

FIRST CLASS					
3710	3712	38	40	48	3758
A. M.	A. M.	A. M.	A. M.	A. M.	A. M.
		\$ 8.10	\$ 8.20	\$ 8.25	
\$ 8.26					\$ 8.42
\$ 8.16					\$ 8.34
8.05		7.57	8.06	8.12	8.23
\$ 8.02		D 7.54	D 8.03	D 8.09	\$ 8.20
\$ 7.59					\$ 8.17
7.58		7.50	7.59	8.05	8.16
					\$ 8.13
\$ 7.53					\$ 8.10
\$ 7.50		7.46	7.54	8.00	\$ 8.08
\$ 7.47					\$ 8.04
\$ 7.44					\$ 8.01
\$ 7.42	\$ 7.41				\$ 7.59
7.40	7.40	7.41	7.49	7.55	7.56
\$ 7.36	\$ 7.36				
\$ 7.34	\$ 7.34				
\$ 7.32	\$ 7.32				
F 7.29	F 7.29				
7.27	7.27				
\$ 7.24	\$ 7.24				
7.22	7.22				
\$ 7.20	\$ 7.20				
		7.34	7.42	7.50	
MU	MU				MU
		7.25	7.35	7.44	
		7.16	7.28	7.37	
		7.10	7.23	7.32	
		\$ 7.00	D 7.14	D 7.22	
		6.52	7.05	7.14	
Will not run Nov. 22, Dec. 25, Jan. 1, Feb. 22.					Will not run Nov. 22, Dec. 25, Jan. 1, Feb. 22.
		6.42	6.55	7.04	
		D 6.32	D 6.45	D 6.54	
A. M.	A. M.	A. M.	A. M.	A. M.	A. M.
‡DAILY EX. SAT. & SUN.	SAT. ONLY	DAILY	DAILY	DAILY	‡DAILY EX. SAT. & SUN.
<b>3710</b>	<b>3712</b>	<b>38</b>	<b>40</b>	<b>48</b>	<b>3758</b>

STATIONS	FIRST CLASS		
	734	704	3754
Arrive	A. M.	A. M.	A. M.
NEW YORK.....	\$ 8.28		\$ 8.31
NEW YORK (Hud. Ter.)...		\$ 8.38	
JERSEY CITY.....		\$ 8.29	
HUDSON.....	8.15	8.17	8.19
NEWARK.....	\$ 8.12	\$ 8.15	\$ 8.16
SOUTH ST. (Newark).....	8.09	8.11	8.12
NORTH ELIZABETH.....			
ELIZABETH.....			
SOUTH ELIZABETH.....	8.04	8.06	8.07
LINDEN.....			
NORTH RAHWAY.....			
RAHWAY.....	7.58	8.01	8.02
UNION.....	Z 7.53		
AVENEL.....			
EDGAR.....			
WOODBRIDGE.....			
GENASCO.....			
WO.....	7.45	7.52	
PERTH AMBOY.....			MU
SA.....	7.41	7.49	
SOUTH AMBOY.....	S 7.47		
COLONIA.....			
ISELIN.....			
MENLO PARK.....			\$ 7.55
METUCHEN.....			
STELTON.....			\$ 7.48
NEW BRUNSWICK.....			7.45
COUNTY.....			
ADAMS.....			
DEANS.....			
MONMOUTH JOT.....			
FLAINSBORO.....			
PRINCETON JOT.....			
TRENTON.....			
MORRISVILLE.....			
TULLYTOWN.....			
EDGELY.....			
GRUNDY.....			
BRISTOL.....	Will not run	Will not run	Will not run
CROYDON.....	Nov. 22, Dec. 25, Jan. 1, Feb. 22.	Nov. 6, Nov. 22, Dec. 25, Jan. 1, Feb. 22.	Nov. 22, Dec. 25, Jan. 1, Feb. 22.
EDDINGTON.....			
CORNWELLS HEIGHTS.....			
ANDALUSIA.....			
TORRESDALE.....			
(P. T. Div.)			
HOLMES.....			
NORTH PHILAD'A.....			
PENNA. 80th ST.....			
BROAD ST. SUBURBAN.....			
PHILAD'A (Broad St.).....			
Leave	A. M.	A. M.	A. M.
‡DAILY EX. SAT. & SUN.		‡DAILY EX. SAT. & SUN.	‡DAILY EX. SAT. & SUN.
	●734	●704	●3754

STATIONS	FIRST CLASS					
	274	254	740	706	3816	200
Arrive	A. M.	A. M.	A. M.	A. M.	A. M.	A. M.
NEW YORK.....	\$ 8.40	\$ 8.35	\$ 8.43	\$ 8.40		\$ 8.47
NEW YORK (Hud. Ter.).....					\$ 8.58	
JERSEY CITY.....					\$ 8.50	
HUDSON.....	8.27	8.22	8.30	8.27	8.39	8.34
NEWARK.....	\$ 8.24	\$ 8.19	\$ 8.27	\$ 8.24	\$ 8.36	\$ 8.31
SOUTH ST. (Newark).....	8.21	8.16	8.23	8.21	\$ 8.33	\$ 8.28
NORTH ELIZABETH.....					\$ 8.29	
ELIZABETH.....			\$ 8.18	\$ 8.16	\$ 8.26	
SOUTH ELIZABETH.....	8.16	8.11	8.16	8.14	8.24	8.24
LINDEN.....					\$ 8.21	
NORTH RAHWAY.....					\$ 8.18	
RAHWAY.....	\$ 8.10				\$ 8.16	\$ 8.19
UNION.....	8.08	8.06	8.10	8.09	8.14	8.17
AVENEL.....			Z 8.05	Z 8.05		
EDGAR.....						Will not run Nov. 22, Dec. 25, Jan. 1.
WOODBRIDGE.....						
GENASCO.....						
WO.....			\$ 7.56	\$ 7.57		
PERTH AMBOY.....			\$ 7.53	\$ 7.54		
SA.....			7.51	7.52		
SOUTH AMBOY.....			\$ 7.49			
COLONIA.....					\$ 8.11	
ISELIN.....					\$ 8.09	
MENLO PARK.....	\$ 8.01	8.00			\$ 8.05	8.11
METUCHEN.....						
STELTON.....	\$ 7.54	\$ 7.53			\$ 7.58	
NEW BRUNSWICK.....	7.51	7.50		Runs Saturday and Nov. 6, Feb. 22.	7.55	8.04
COUNTY.....						
ADAMS.....						
DEANS.....					\$ 7.47	7.57
MONMOUTH JOT.....		7.43				
FLAINSBORO.....	\$ 7.38	\$ 7.37			7.41	\$ 7.51
PRINCETON JOT.....	\$ 7.27	\$ 7.26			\$ 7.30	\$ 7.41
TRENTON.....						
MORRISVILLE.....						
TULLYTOWN.....						
EDGELY.....						
GRUNDY.....				Will make S stop at Woodbridge at 8.00 A.M. and S stop at Avenel at 8.02 A.M. Feb. 22 only.		
BRISTOL.....	\$ 7.17	7.18			Will not run Nov. 6, Nov. 22, Dec. 25, Jan. 1, Feb. 22.	Will not run Nov. 22, Nov. 25, Jan. 1, Feb. 22.
CROYDON.....						\$ 7.30
EDDINGTON.....						
CORNWELLS HEIGHTS.....						
ANDALUSIA.....						
TORRESDALE.....						
(P. T. Div.)						
HOLMES.....						
NORTH PHILAD'A.....						
PENNA. 80th ST.....						
BROAD ST. SUBURBAN.....						
PHILAD'A (Broad St.).....						
Leave	A. M.	A. M.	A. M.	A. M.	A. M.	A. M.
‡DAILY EX. SAT. & SUN.		‡DAILY EX. SAT. & SUN.	‡DAILY EX. SAT. & SUN.	‡DAILY EX. SAT. & SUN.	‡DAILY EX. SAT. & SUN.	‡DAILY EX. SAT. & SUN.
	●274	●254	●740	●706	●3816	●200

STATIONS	FIRST CLASS			
	3718		68	
Arrive	A. M.		A. M.	
NEW YORK			\$ 8.55	
NEW YORK (Hud. Ter.)	\$ 9.02			
JERSEY CITY	\$ 8.55			
HUDSON	8.45		8.43	
NEWARK	\$ 8.41		\$ 8.40	
SOUTH ST. (Newark)	\$ 8.38			
HUNTER	8.36		8.36	
NORTH ELIZABETH	\$ 8.33			
ELIZABETH	\$ 8.30			
SOUTH ELIZABETH	\$ 8.28		8.32	
LINDEN	\$ 8.25			
NORTH RAHWAY	\$ 8.22			
RAHWAY	\$ 8.20			
UNION	8.19		8.26	
AVENEL	\$ 8.15			
EDGAR	\$ 8.13			
WOODBIDGE	\$ 8.10			
GENASCO	\$ 8.08			
WO	8.06			
PERTH AMBOY	\$ 8.03			
SA	8.01			
SOUTH AMBOY	\$ 7.59			
COLONIA				
ISELIN				
MENLO PARK				
METUOHEN			8.20	
STELTON				
NEW BRUNSWICK COUNTY	MU		8.13	
ADAMS				
DEANS				
MONMOUTH JOT.			8.05	
PLAINSBORO				
PRINCETON JOT.			8.00	
TRENTON			\$ 7.50	
MORRISVILLE				
TULLYTOWN				
EDGELY				
GRUNDY			7.42	
BRISTOL				
CROYDON	Will not run Nov. 22, Dec. 25, Jan. 1, Feb. 22.			
EDDINGTON				
CORNWELLS HEIGHTS				
ANDALUSIA				
TORRESDALE				
(P. T. Div.)				
HOLMES			7.32	
NORTH PHILAD'A			D 7.23	
PENNA. 30th ST.				
BROADST. SUBURBAN				
PHILAD'A (Broad St.)				
Leave	A. M.		A. M.	
	‡DAILY EX. SAT. & SUN.		DAILY	
	●3718		68	

FIRST CLASS					
608	4244	3818	3820	708	3850
A. M.	A. M.	A. M.	A. M.	A. M.	A. M.
\$ 9.00	\$ 9.10		\$ 9.10	\$ 9.10	
		\$ 9.13			
		\$ 9.03			
8.47	8.58	8.53	8.57	8.58	
D 8.44	\$ 8.55	\$ 8.50	\$ 8.54	\$ 8.55	
		\$ 8.47	\$ 8.51		
8.40	8.52	8.46	8.50	8.52	
	\$ 8.49	\$ 8.43	\$ 8.47		
	\$ 8.46	\$ 8.40	\$ 8.44	\$ 8.47	
	8.45	8.38	8.42	8.45	
	\$ 8.41				
	\$ 8.36	\$ 8.33	\$ 8.36		
	8.35	8.32	8.35	8.40	
				Z 8.35	
					Will not run Nov. 22, Dec. 25, Jan. 1.
				8.27	
	MU		MU	8.23	
	\$ 8.31				
	\$ 8.27	\$ 8.25	\$ 8.28		
	\$ 8.20	\$ 8.19	\$ 8.21		MU
	8.17	8.17	8.18		
		\$ 8.10	\$ 8.10		
		\$ 8.04	\$ 8.04		
		\$ 7.52	\$ 7.54		
					\$ 8.10
					\$ 8.06
					\$ 8.00
					F 7.57
					\$ 7.54
	Will run Sunday and Nov. 22, Dec. 25, Jan. 1, Feb. 22.	Will not run Nov. 22, Dec. 25, Jan. 1, Feb. 22.		Will not run Nov. 22, Dec. 25, Jan. 1, Feb. 22.	\$ 7.50
					\$ 7.47
					\$ 7.44
					\$ 7.40
					7.37
					\$ 7.22
					\$ 7.14
					\$ 7.11
A. M.	A. M.	A. M.	A. M.	A. M.	A. M.
DAILY		‡DAILY EX. SAT. & SUN.	SATURDAY ONLY	‡DAILY EX. SAT. & SUN.	‡DAILY EX. SUN.
608	●4244	●3818	●3820	●708	●3850

STATIONS	FIRST CLASS			
	118	112	710	30
	A. M.	A. M.	A. M.	A. M.
Arrive				
NEW YORK	S 9.15	\$ 9.20		\$ 9.25
NEW YORK (Hud. Ter.)			\$ 9.31	
JERSEY CITY			\$ 9.21	
HUDSON	9.01	9.08	9.10	9.18
NEWARK	P 8.57	D 9.05	\$ 9.07	D 9.10
SOUTH ST. (Newark)				
HUNTER	8.52	9.01	9.03	9.07
NORTH ELIZABETH				
ELIZABETH				
SOUTH ELIZABETH	8.47	8.57	8.59	9.08
LINDEN				
NORTH RAHWAY				
RAHWAY				
UNION	8.41	8.52	8.55	8.59
AVENEL				
EDGAR				Will not run Nov. 23, Dec. 25, Dec. 31, Jan. 1.
WOODBIDGE				
GENASCO				
WO			8.47	
PERTH AMBOY				
SA			8.44	
SOUTH AMBOY				
COLONIA				
ISELIN				
MENLO PARK				
METUCHEN	8.35	8.47		8.54
STELTON				
NEW BRUNSWICK				
COUNTY	8.29	8.41		8.48
ADAMS				
DEANS				
MONMOUTH JCT.	8.22	8.34		8.41
PLAINSBORO				
PRINCETON JCT.	8.16	8.29		8.36
TRENTON	P 8.05	D 8.19		8.28
MORRISVILLE				
TULLYTOWN				
EDGELEY				
GRUNDY	7.55	8.10		8.20
BRISTOL				
CROYDON			Will not run Nov. 6, Nov. 22, Dec. 25, Jan. 1, Feb. 22.	
EDDINGTON				
CORNWELLS HEIGHTS				
ANDALUSIA				
TORRESDALE				
(P. T. Div.)				
HOLMES	7.45	8.00		8.10
NORTH PHILAD'A	P 7.35	D 7.50		D 8.01
PENNA. (80th St.)	P 7.23	D 7.40		
BROAD ST. SUBURBAN				
PHILAD'A (Broad St.)				
Leave				
	A. M.	A. M.	A. M.	A. M.
	DAILY	DAILY	‡DAILY EX. SAT. & SUN.	‡DAILY
	●118	112	●710	●30

	FIRST CLASS				
	28	202	742	712	3760
	A. M.	A. M.	A. M.	A. M.	A. M.
	S 9.30	\$ 9.34	\$ 9.38	\$ 9.38	
					\$ 10.00
					\$ 9.51
	9.18	9.22	9.26	9.26	9.41
	D 9.15	\$ 9.19	\$ 9.23	\$ 9.23	\$ 9.38
	9.12	9.16	9.20	9.20	9.35
					\$ 9.32
	9.08	9.12	9.16	9.16	\$ 9.29
					\$ 9.28
					\$ 9.24
					\$ 9.21
	9.04	9.08	9.11	9.10	\$ 9.19
					9.18
		Will not run Nov. 23, Dec. 25, Jan. 1.	\$ 9.06		
			9.02	9.02	
			\$ 8.59		MU
			8.57	8.59	
			Z 8.55	Z 8.57	
					\$ 9.15
					\$ 9.13
	8.59	9.03			\$ 9.09
					\$ 9.05
	8.53	8.57			\$ 9.02
					8.59
	8.46	8.50			
	8.41	8.45			
	8.33	8.37			
	8.26	8.30			
			Runs Saturday and Nov. 6.	Will not run Nov. 6, Nov. 22, Dec. 25, Jan. 1, Feb. 22.	Will not run Nov. 22, Dec. 25, Jan. 1, Feb. 22.
	8.16	8.20			
	D 8.07	\$ 8.12			
		\$ 8.04			
		\$ 8.00			
	A. M.	A. M.	A. M.	A. M.	A. M.
	DAILY	‡DAILY EX. SUN.		‡DAILY EX. SAT. & SUN.	‡DAILY EX. SAT. & SUN.
	●28	●202	●742	●712	●3760



STATIONS	FIRST CLASS		
	256	832	624
Arrive	A. M.	A. M.	A. M.
NEW YORK	\$ 9.50		\$ 10.00
NEW YORK (Hud. Ter.)			
JERSEY CITY			
HUDSON	9.39		9.44
NEWARK	\$ 9.36		D 9.43
SOUTH ST. (Newark)			
HUNTER	9.32		9.39
NORTH ELIZABETH			
ELIZABETH	K 9.28		
SOUTH ELIZABETH	9.27		
LINDEN			
NORTH RAHWAY			
RAHWAY			
UNION	9.23		
AVENEL			
EDGAR			
WOODBIDGE			
GENASCO			
WO			
PERTH AMBOY			
SA			
SOUTH AMBOY			
COLOMIA			
ISELIN			
MENLO PARK			
METUCHEN	9.18		
STELTON			
NEW BRUNSWICK	S 9.12		
COUNTY	9.10		
ADAMS			
DEANS			
MONMOUTH JOT	9.03	9.15	
PLAINSBORO			
PRINCEGEON JOT	\$ 8.56	\$ 9.09	
TRENTON	\$ 8.46	\$ 8.58	
MORRISVILLE			
TULLYTOWN			
EDGELEY			
GRUNDY	8.39		
BRISTOL			
CROYDON			Will not run
EDDINGTON			Nov. 22,
CORNWELLS HEIGHTS			Dec. 25,
ANDALUSIA			Jan. 1,
TORRESDALE			Feb. 22.
(P. T. Div.)			
HOLMES	8.29		
NORTH PHILAD'A	\$ 8.20		
PENNA. 80th ST.	\$ 8.10		
BROAD ST. SUBURBAN	\$ 8.05		
PHILAD'A (Broad St.)			
Leave	A. M.	A. M.	A. M.
	DAILY	SUN. ONLY	‡DAILY EX. SAT. & SUN.
	●256	832	●624

FIRST CLASS					
3722	64	NH-182	104	192	258
A. M.	A. M.	A. M.	A. M.	A. M.	A. M.
	\$ 10.05	E 10.10	\$ 10.15	\$ 10.15	\$ 11.40
\$ 10.15					
\$ 10.07					
9.57	9.52		10.03	10.01	11.26
\$ 9.54	T 9.49		P 10.00	P 9.58	\$ 11.22
9.51	9.46		9.56	9.54	11.14
\$ 9.48					\$ 11.11
\$ 9.45					\$ 11.08
9.43	9.42		9.51	9.50	11.06
\$ 9.39					\$ 11.02
\$ 9.36					\$ 10.56
9.34	9.37		9.46	9.45	10.53
\$ 9.30					
\$ 9.26			Last Trip Dec. 12.	First trip Dec. 13.	Will not run Nov. 22, Dec. 25, Jan. 1.
9.21					
\$ 9.18					
9.16					
\$ 9.14					
					\$ 10.50
					\$ 10.48
	9.32		9.41	9.40	\$ 10.44
MU					\$ 10.34
	9.26		9.35	9.34	10.26
					F 10.22
	9.19		9.28	9.27	E 10.18
					\$ 10.15
	9.14		9.23	9.22	\$ 10.07
	T 9.04		P 9.13	P 9.12	9.54
					\$ 9.26
					\$ 9.23
					\$ 9.18
	8.54		9.03	9.03	
Will not run Nov. 22, Dec. 25, Jan. 1, Feb. 22.		Will not run Nov. 23, Dec. 26, Jan. 2, Feb. 22.			\$ 9.14
					\$ 9.08
					\$ 9.05
					\$ 9.03
					\$ 9.00
					\$ 8.58
	8.44		8.53	8.53	8.55
	D 8.35		P 8.43	P 8.43	\$ 8.34
			P 8.33	P 8.33	\$ 8.24
					\$ 8.20
A. M.	A. M.	A. M.	A. M.	A. M.	A. M.
‡DAILY EX. SAT. & SUN.	DAILY	‡DAILY EX. SUN. & MON.	DAILY	DAILY	‡DAILY EX. SUN.
●3722	64	●NH-182	◇104	192	258

STATIONS	FIRST CLASS			
	3822	114	204	188
	A. M.	A. M.	A. M.	A. M.
Arrive				11.00
NEW YORK	\$ 10.38	\$ 10.30	\$ 10.35	\$ 10.45
NEW YORK (Hud. Ter.)				
JERSEY CITY				
HUDSON	10.25	10.18	10.22	10.32
NEWARK	\$ 10.21	P 10.15	\$ 10.19	\$ 10.29
SOUTH ST. (Newark)				
HUNTER	10.13	10.12	10.16	10.26
NORTH ELIZABETH				
ELIZABETH	\$ 10.08			
SOUTH ELIZABETH	10.07	10.08	10.12	10.22
LINDEN	\$ 10.02			
NORTH RAHWAY				
RAHWAY	\$ 9.59			
UNION	9.58	10.03	10.08	10.18
AVENEL				
EDGAR			Will not run	
WOODBIDGE			Nov. 22,	
GENASCO			Dec. 25,	
			Jan. 1.	
WO.				
PERTH AMBOY	MU			
SA.				
SOUTH AMBOY				
COLONIA				
SELIN	\$ 9.54			
MENLO PARK				
METUCHEN	\$ 9.50	9.58	10.03	10.13
STELTON	\$ 9.46			
NEW BRUNSWICK	\$ 9.43			
COUNTY	9.41	9.52	9.57	10.07
ADAMS				
DEANS				
MONMOUTH JOT.	\$ 9.32	9.46	9.50	10.00
PLAINSBORO				
PRINCETON JOT.	9.28	9.40	9.45	\$ 9.58
TRENTON	\$ 9.15	P 9.30	9.37	\$ 9.48
MORRISVILLE				
TULLYTOWN				
EDGELY				
GRUNDY		9.20	9.30	9.35
BRISTOL				
CROYDON	Will not run			
EDDINGTON	Nov. 22,			
CORNWELLS HEIGHTS	Dec. 25,			
ANDALUSIA	Jan. 1,			
TORRESDALE	Feb. 22.			
(P. T. Div.)				
HOLMES		9.10	9.20	9.25
NORTH PHILAD'A		P 9.01	\$ 9.12	\$ 9.17
PENNA. 80th ST.		P 8.50	\$ 9.04	\$ 9.09
BROAD ST. SUBURBAN				
PHILAD'A (Broad St.)			\$ 9.00	\$ 9.05
Leave	A. M.	A. M.	A. M.	A. M.
‡DAILY EX. SUN.	DAILY	‡DAILY EX. SUN.	DAILY	
3822	◇114	●204	◇188	

FIRST CLASS					
	120	714	4202	122	
	A. M.	A. M.	A. M.	A. M.	
	\$ 10.55	\$ 11.05	\$ 11.20	\$ 11.30	
	10.42	10.52	11.08	11.17	
	\$ 10.39	\$ 10.49	\$ 11.05	P 11.14	
	10.36	10.46	11.01	11.10	
		\$ 10.41	\$ 10.55	P 11.06	
		10.32	10.39	10.53	11.04
			\$ 10.49		
		\$ 10.33	\$ 10.44		
		10.28	10.31	10.42	11.00
			\$ 10.25		
		10.21			
		\$ 10.19	MU		
		10.16			
		\$ 10.14			
				\$ 10.38	
		10.23		\$ 10.34	10.55
		D 10.16	\$ 10.27	P 10.49	
		10.14	10.24	10.47	
		10.07	F 10.16	10.40	
		10.02		10.10	10.35
		\$ 9.52	\$ 10.00	P 10.25	
		9.44			10.17
			No Baggage Service Nov. 22, Dec. 25, Jan. 1, Feb. 22.	Will run Sunday and Nov. 22, Dec. 25, Jan. 1.	
		9.34			10.07
		\$ 9.24			P 9.56
		\$ 9.14			P 9.47
		A. M.	A. M.	A. M.	A. M.
		DAILY	DAILY		DAILY
		●120	●714	●4202	122

STATIONS	FIRST CLASS		
	206	70	1070
	A. M.	A. M.	A. M.
Arrive			
NEW YORK	\$ 11.35	\$ 11.45	\$ 11.55
NEW YORK (Hud. Ter.)			
JERSEY CITY			
HUDSON	11.23	11.33	11.42
NEWARK	\$ 11.20	D 11.30	\$ 11.39
SOUTH ST. (Newark)			
HUNTER	11.18	11.26	11.36
NORTH ELIZABETH			
ELIZABETH			\$ 11.31
SOUTH ELIZABETH	11.14	11.22	11.29
LINDEN			
NORTH RAHWAY			
RAHWAY			
UNION	11.10	11.18	11.25
AVENEL			
EDGAR			
WOODBIDGE			
GENASCO			
WO			
PERTH AMBOY			
SA			
SOUTH AMBOY			
COLONIA			
ISELIN			
MENLO PARK			
MEUOCHEN	11.05	11.13	11.20
STELTON			
NEW BRUNSWICK			\$ 11.14
COUNTY	10.59	11.07	11.11
ADAMS			
DEANS			
MONMOUTH JOT	10.52	11.00	11.04
PLAINSBORO			
PRINCETON JOT	10.47	10.55	G 10.59
TRENTON	\$ 10.38	T 10.46	10.49 \$ 10.44
MORRISVILLE			
TULLYTOWN			
EDGELY			
GRUNDY		10.38	
BRISTOL	K 10.29		
CROYDON			
EDDINGTON			
CORNWELLS HEIGHTS			
ANDALUSIA			
TORRESDALE			
(P. T. Div.)			
HOLMES	10.20	10.28	
NORTH PHILAD'A	\$ 10.12	D 10.19	
PENNA. 30th ST.	\$ 10.04		
BROAD ST. SUBURBAN	\$ 10.00		
PHILAD'A (Broad St.)			
Leave			
	A. M.	A. M.	A. M.
	DAILY	DAILY	DAILY EX. SUN.
	●206	70	1070

FIRST CLASS					
2	124	628	3826	194	208
A. M.	P. M.	P. M.	P. M.	P. M.	P. M.
\$ 11.59	\$ 12.10	\$ 12.15	\$ 12.25	\$ 12.30	\$ 12.35
11.46	11.55	12.02	12.12	12.18	12.23
D 11.43	\$ 11.52	D 12.00	\$ 12.09	P 12.15	\$ 12.20
11.40	11.48	11.56	12.06	12.11	12.18
11.35	11.43		\$ 12.01		
			11.59	12.07	12.14
			\$ 11.56		
			\$ 11.53		
11.30	11.39		11.52	12.03	12.10
11.25	11.34		\$ 11.45	11.53	12.05
			\$ 11.38		
11.19	11.28		11.35	11.52	11.59
11.12	11.21		11.27	11.45	11:52
11.07	11.16		\$ 11.20	11.40	11.47
10.59	\$ 11.06		\$ 11.10	P 11.30	\$ 11.38
10.52	10.58			11.20	11.30
10.42	10.48			11.10	11.20
D 10.33	\$ 10.39			P 11.01	\$ 11.12
	\$ 10.29			P 10.51	\$ 11.04
					\$ 11.00
A. M.	A. M.	A. M.	A. M.	A. M.	A. M.
DAILY	DAILY	DAILY EX. SUN.	DAILY	DAILY	DAILY
◇2	●124	628	3826	◇194	●208

STATIONS	FIRST CLASS		
	180	126	3726
Arrive	P. M.	P. M.	P. M.
NEW YORK	\$ 12.50	\$ 1.00	
NEW YORK (Hud. Ter.)			
JERSEY CITY			
HUDSON	12.38	12.46	
NEWARK	P 12.35	S 12.43	
SOUTH ST. (Newark)			
HUNTER	12.32	12.39	
NORTH ELIZABETH			
ELIZABETH			
SOUTH ELIZABETH	12.27	12.3	
LINDEN			
NORTH RAHWAY			
RAHWAY			\$ 12.36
UNION	12.22	12.31	12.35
AVENEL			\$ 12.31
EDGAR	First Trip		\$ 12.29
WOODBIDGE	Dec. 16		\$ 12.27
GENASCO			
WC			12.24
PERTH AMBOY			\$ 12.21
SA			12.19
SOUTH AMBOY			\$ 12.17
COLONIA			
ISELIN			
MENLO PARK			
METUCHEN	12.17	12.26	
STELTON			
NEW BRUNSWICK		D 12.20	MU
COUNTY	12.11	12.17	
ADAMS			
DEANS			
MONMOUTH JOT.	12.04	12.10	
PLAINSBORO			
PRINCETON JOT.	11.59	12.05	
TRENTON	P 11.49	S 11.55	
MORRISVILLE			
TULLYTOWN			
EDGELY			
GRUNDY	11.39	11.46	
BRISTOL			
CROYDON			
EDDINGTON			
CORNWELLS HEIGHTS			
ANDALUSIA			
TORRESDALE			
(P. T. Div.)			
HOLMES	11.29	11.36	
NORTH PHILAD'A.	P 11.20	S 11.27	
PENNA. 80th ST.	P 11.10	S 11.17	
BROAD ST. SUBURBAN			
PHILAD'A (Broad St.)			
Leave	A. M.	A. M.	P. M.
	DAILY	DAILY	SAT. ONLY
	180	126	3726

	FIRST CLASS				
	3768	148	196	210	174
	P. M.	P. M.	P. M.	P. M.	P. M.
					2.00
	\$ 1.20	\$ 1.25	\$ 1.35	\$ 1.39	\$ 1.45
	1.08	1.12	1.22	1.26	1.31
	S 1.05	P 1.09	P 1.19	S 1.23	S 1.28
	N 1.02				
	1.01	1.05	1.15	1.20	1.25
	S 12.58				
	S 12.55				
	12.53	1.00	1.11	1.16	1.21
	S 12.50				
	N 12.47				
	S 12.45				
	12.44	12.56	1.07	1.12	1.17
			First Trip		
			Dec. 16.		
				No Sealed	
				Baggage	
				Service	
				Nov. 22,	
				Dec. 25,	
				Jan. 1.	
	MU				
	N 12.41				
	S 12.39				
	S 12.35	12.51	1.02	1.07	1.12
	N 12.30				
	S 12.27				
	12.22	12.45	12.56	1.01	1.06
		12.38	12.49	12.54	
		12.33	12.43	S 12.48	
		P 12.23	P 12.33	S 12.38	12.47
		12.14	12.23	12.30	12.40
		12.04	12.13	12.20	12.30
		P 11.55	P 12.04	S 12.12	S 12.21
		P 11.46	P 11.54	S 12.04	S 12.12
				S 12.00	
	P. M.	A. M.	A. M.	NOON	P. M.
	DAILY	DAILY	DAILY	DAILY	DAILY
	3768	148	196	210	174

STATIONS	FIRST CLASS		
	3770	128	
Arrive	P. M.	P. M.	
NEW YORK	\$ 2.00	\$ 2.05	
NEW YORK (Hud. Ter.)			
JERSEY CITY			
HUDSON	1.47	1.51	
NEWARK	\$ 1.44	P 1.47	
SOUTH ST. (Newark)			
HUNTER	1.41	1.43	
NORTH ELIZABETH			
ELIZABETH	\$ 1.36		
SOUTH ELIZABETH	1.35	1.38	
LINDEN	\$ 1.32		
NORTH RAHWAY			
RAHWAY	\$ 1.29		
UNION	1.28	1.33	
AVENEL			
EDGAR			
WOODBIDGE			
GENASCO			
WO			
PERTH AMBOY	MU	Last trip Dec. 14.	
SA			
SOUTH AMBOY			
OOLONIA			
ISELIN	\$ 1.24		
MENLO PARK			
METUCHEN	\$ 1.20	1.27	
STELTON			
NEW BRUNSWICK	\$ 1.12		
COUNTY	1.09	1.21	
ADAMS			
DEANS			
MONMOUTH JOT		1.13	
PLAINSBORO			
PRINCETON JOT		1.07	
TRENTON		P 12.57	
MORRISVILLE			
TULLYTOWN			
EDGELEY			
GRUNDY		12.46	
BRISTOL			
OROYDON	Will not run Nov. 22, Dec. 25, Jan. 1, Feb. 22.		
EDDINGTON			
CORNWELLS HEIGHTS			
ANDALUSIA			
TORRESDALE			
(P. T. Div.)			
HOLMES		12.36	
NORTH PHILAD'A		P 12.27	
PENNA. 80th ST.		P 12.18	
BROAD ST. SUBURBAN			
PHILAD'A (Broad St.)			
Leave	P. M.	P. M.	
	‡DAILY EX. SUN.	DAILY	
	●3770	●128	

	FIRST CLASS				
	744	752	746	260	106
	P. M.	P. M.	P. M.	P. M.	P. M.
	\$ 2.10	\$ 2.10	\$ 2.25	\$ 2.45	\$ 2.30
	1.58	1.57	2.13	2.31	2.17
	\$ 1.55	\$ 1.54	\$ 2.10	\$ 2.28	P 2.14
	1.52	1.50	2.07	2.24	2.11
				K 2.21	
				\$ 2.18	
	1.48	1.46	2.03	2.15	2.07
				\$ 2.10	
				\$ 2.03	
	1.43	1.41	1.58	1.59	2.03
	\$ 1.37		\$ 1.52		Last Trip Dec. 14.
	1.33	1.33	1.48		
	\$ 1.31	\$ 1.30	\$ 1.46	MU	
	1.29	1.28	1.44		
	Z 1.27	\$ 1.27	Z 1.42		
				\$ 1.55	
				\$ 1.51	1.58
				\$ 1.43	
				1.37	1.51
				\$ 1.29	1.44
				\$ 1.23	1.39
				\$ 1.12	P 1.29
				\$ 1.06	
				F 12.59	
					1.20
				\$ 12.56	
				F 12.52	
				F 12.50	
				F 12.48	
				\$ 12.46	
				F 12.44	
				12.41	1.10
				\$ 12.25	P 1.01
				\$ 12.15	P 12.51
				\$ 12.10	
	P. M.	P. M.	P. M.	P. M.	P. M.
	‡DAILY SAT. & SUN.		SAT. ONLY	DAILY	DAILY
	●744	●752	●746	260	◇106

STATIONS	FIRST CLASS			
	116	212	14	822
	P. M.	P. M.	P. M.	P. M.
Arrive				
NEW YORK	\$ 2.30	\$ 2.37	\$ 2.55	
NEW YORK (Hud. Ter.)				
JERSEY CITY				
HUDSON	2.18	2.24	2.43	
NEWARK	P 2.15	\$ 2.21	D 2.33	
SOUTH ST. (Newark)				
HUNTER	2.12	2.18	2.25	
NORTH ELIZABETH				
ELIZABETH				
SOUTH ELIZABETH	2.08	2.14	2.20	
LINDEN				
NORTH RAHWAY				
RAHWAY				
UNION	2.04	2.10	2.15	
AVENEL				
EDGAR	First Trip			
WOODBIDGE	Dec. 15.			
GENASCO				
WO				
PERTH AMBOY				
SA				
SOUTH AMBOY				
COLONIA				
ISELIN				
MENLO PARK				
METUCHEN	1.59	2.05	2.09	
STELTON				
NEW BRUNSWICK				
COUNTY	1.52	1.59	2.03	
ADAMS				
DEANS				
MONMOUTH JCT.	1.45	1.52	1.56	\$ 2.06
PLAINSBORO				
PRINCETON JCT.	1.40	1.47	1.51	\$ 1.59
TRENTON	P 1.30	\$ 1.38	1.42	\$ 1.48
MORRISVILLE				
TULLYTOWN				
EDGELEY				
GRUNDY	1.20	1.31	1.35	
BRISTOL				
OROYDON				
EDDINGTON				
CORNWELLS HEIGHTS				
ANDALUSIA				
TORRESDALE				
(P. T. Div.)				
HOLMES	1.10	1.21	1.25	
NORTH PHILAD'A	P 1.01	\$ 1.12	D 1.15	
PENNA. 80th ST.	P 12.51	\$ 1.04		
BROAD ST. SUBURBAN				
PHILAD'A (Broad St.)		\$ 1.00		
Leave				
P. M.	P. M.	P. M.	P. M.	
DAILY	DAILY	DAILY	SAT.	
◇116	●212	14	✦822	

STATIONS	FIRST CLASS			
	130	262	718	3772
	P. M.	P. M.	P. M.	P. M.
Arrive				
NEW YORK	\$ 3.05	\$ 4.10	\$ 3.15	\$ 3.20
NEW YORK (Hud. Ter.)				
JERSEY CITY				
HUDSON	2.53	3.56	3.02	3.07
NEWARK	\$ 2.50	\$ 3.53	\$ 2.59	\$ 3.04
SOUTH ST. (Newark)				
HUNTER	2.46	3.49	2.55	3.01
NORTH ELIZABETH				
ELIZABETH	2.41	\$ 3.44	\$ 2.50	\$ 2.56
SOUTH ELIZABETH		3.42	2.48	2.54
LINDEN		\$ 3.38		
NORTH RAHWAY		\$ 3.34		\$ 2.48
RAHWAY		3.32	2.42	2.46
UNION	2.37			
AVENEL				
EDGAR				
WOODBIDGE			\$ 2.36	
GENASCO				
WO			2.32	
PERTH AMBOY		MU	\$ 2.29	MU
SA			2.27	
SOUTH AMBOY			\$ 2.25	
COLONIA				
ISELIN				
MENLO PARK				
METUCHEN	2.32	\$ 3.26		\$ 2.40
STELTON				
NEW BRUNSWICK	\$ 2.25	\$ 3.19		\$ 2.33
COUNTY	2.22	3.16		2.30
ADAMS				
DEANS				
MONMOUTH JCT.	2.15	\$ 3.08		
PLAINSBORO				
PRINCETON JCT.	2.10	\$ 3.01		
TRENTON	\$ 2.00	2.50		
MORRISVILLE		\$ 2.20		
TULLYTOWN		F 2.15		
EDGELEY		F 2.09		
GRUNDY	1.52	F 2.07		
BRISTOL		\$ 2.04		
OROYDON		\$ 2.00		
EDDINGTON		\$ 1.57		
CORNWELLS HEIGHTS		\$ 1.55		
ANDALUSIA		F 1.52		
TORRESDALE		\$ 1.49		
(P. T. Div.)				
HOLMES	1.42	1.46		
NORTH PHILAD'A	\$ 1.32	\$ 1.33		
PENNA. 80th ST.				
BROAD ST. SUBURBAN	\$ 1.23	\$ 1.24		
PHILAD'A (Broad St.)		\$ 1.21		
Leave				
P. M.	P. M.	P. M.	P. M.	
DAILY	SAT.	±DAILY	±DAILY EX.	
130	●262	718	●3772	



STATIONS	FIRST CLASS		
	264	720	4234
Arrive	P. M.	P. M.	P. M.
NEW YORK	\$ 5.20	\$ 4.50	\$ 5.00
NEW YORK (Hud. Ter.)			
JERSEY CITY			
HUDSON	5.06	4.38	4.47
NEWARK	\$ 5.03	\$ 4.35	\$ 4.44
SOUTH ST. (Newark)			
HUNTER	5.00	4.31	4.41
NORTH ELIZABETH			
ELIZABETH	\$ 4.54	\$ 4.26	\$ 4.36
SOUTH ELIZABETH	4.52	4.24	4.34
LINDEN		\$ 4.21	\$ 4.30
NORTH RAHWAY			
RAHWAY		\$ 4.18	\$ 4.26
UNION	4.47	4.17	4.24
AVENEL			F 4.21
EDGAR	Will not run		
WOODBIDGE	Nov. 22,		\$ 4.18
GENASCO	Dec. 25,		
	Jan. 1.		
WO		4.09	4.14
PERTH AMBOY		\$ 4.07	\$ 4.11
SA		4.05	4.09
SOUTH AMBOY		\$ 4.03	\$ 4.07
COLONIA			
ISELIN			
MENLO PARK			
METUCHEN	\$ 4.40		
STELTON			
NEW BRUNSWICK	\$ 4.32		MU
COUNTY	4.29		
ADAMS			
DEANS			
MONMOUTH JCT.	4.22		
PLAINSBORO			
PRINCETON JCT.	\$ 4.16		
TRENTON	4.03		
	\$ 3.54		
MORRISVILLE	\$ 3.51		
TULLYTOWN	F 3.44		
EDGELY	\$ 3.42		
GRUNDY			
BRISTOL	\$ 3.38		
CROYDON	\$ 3.34	Will not run	Will run
EDDINGTON	F 3.30	Nov. 22,	Sunday and
CORNWELLS HEIGHTS	\$ 3.27	Dec. 25,	Nov. 22,
ANDALUSIA	\$ 3.24	Jan. 1,	Dec. 25,
TORRESDALE	\$ 3.22	Feb. 22.	Jan. 1,
			Feb. 22.
(P. T. Div.)			
HOLMES	3.18		
NORTH PHILAD'A	\$ 2.58		
PENNA. 30th ST.	\$ 2.49		
BROAD ST. SUBURBAN	\$ 2.45		
PHILAD'A (Broad St.)			
Leave	P. M.	P. M.	P. M.
	‡DAILY	‡DAILY	
	EX. SUN.	EX. SUN.	
	●264	●720	●4234

	FIRST CLASS				
	132	4254	3778	72	54
	P. M.	P. M.	P. M.	P. M.	P. M.
	\$ 5.10	\$ 5.25		\$ 5.30	\$ 5.40
			\$ 5.39		
			\$ 5.30		
	4.58	5.12	5.19	5.15	5.25
	\$ 4.55	\$ 5.09	\$ 5.16	\$ 5.12	\$ 5.16
			\$ 5.13		
	4.51	5.06	5.12	5.08	5.12
		\$ 5.03	\$ 5.09		
		\$ 5.00	\$ 5.06		
	4.47	4.58	5.04	5.03	5.08
		\$ 4.55	\$ 5.00		
		\$ 4.57	\$ 4.57		
		\$ 4.52	\$ 4.55		
	4.43	4.51	4.54	4.58	5.03
		MU	MU		
		\$ 4.47			
	4.37	\$ 4.43	\$ 4.47	4.52	4.58
			\$ 4.42		
		\$ 4.36	\$ 4.38		
	4.31	4.32	4.33	4.45	4.52
	4.23			4.37	4.44
	4.18			4.32	4.38
	\$ 4.08			4.23	4.28
	3.58			4.14	4.20
		Will run	Will not run		
		Sunday and	Nov. 22,		
		Nov. 22,	Dec. 25,		
		Dec. 25,	Jan. 1,		
		Jan. 1,	Feb. 22.		
		Feb. 22.			
	3.48			4.04	4.10
	\$ 3.38			\$ 3.55	\$ 4.00
	\$ 3.28				
	P. M.	P. M.	P. M.	P. M.	P. M.
	DAILY		‡DAILY EX.	DAILY	DAILY
			SAT. & SUN.		
	132	●4254	●3778	●72	54



STATIONS	FIRST CLASS		
	3730	218	3786
Arrive	P. M.	P. M.	P. M.
NEW YORK		\$ 6.46	\$ 5.50
NEW YORK (Hud. Ter.)	\$ 5.56		
JERSEY CITY	\$ 5.46		
HUDSON	5.36	5.31	5.38
NEWARK	\$ 5.33	\$ 5.28	\$ 5.35
SOUTH ST. (Newark)	\$ 5.30		
HUNTER	5.28	5.24	5.32
NORTH ELIZABETH	\$ 5.25		
ELIZABETH	\$ 5.22		\$ 5.27
SOUTH ELIZABETH	\$ 5.20	5.19	5.25
LINDEN	\$ 5.16		
NORTH RAHWAY	\$ 5.13		
RAHWAY	\$ 5.10		
UNION	5.08	5.14	5.20
AVENEL	\$ 5.04		
EDGAR	\$ 5.02		
WOODBIDGE	\$ 5.00		
GENASCO	\$ 4.57		
WO.	4.55		
PERTH AMBOY	\$ 4.52		MU
SA	4.50		
SOUTH AMBOY	\$ 4.48		
COLONIA			
ISELIN			
MENLO PARK			
METUOHEN		5.08	\$ 5.13
STELTON			
NEW BRUNSWICK COUNTY	MU		\$ 5.07
ADAMS		5.01	5.03
DEANS			
MONMOUTH JOT.		4.54	
PLAINSBORO			
PRINCETON JOT.		4.49	
TRENTON		\$ 4.40	
MORRISVILLE			
TULLYTOWN			
EDGELEY			
GRUNDY		4.32	
BRISTOL			
CROYDON	Will not run		Will not run
EDDINGTON	Nov. 22, Dec. 25, Jan. 1, Feb. 22.		Nov. 22, Dec. 25, Jan. 1, Feb. 22.
CORNWELLS HEIGHTS			
ANDALUSIA			
TORRESDALE			
(P. T. Div.)			
HOLMES		4.22	
NORTH PHILAD'A		\$ 4.13	
PENNA. 30th ST.		\$ 4.04	
BROAD ST. SUBURBAN PHILAD'A (Broad St.)		\$ 4.00	
Leave	P. M.	P. M.	P. M.
	±DAILY EX. SAT. & SUN.	DAILY	±DAILY EX. SAT. & SUN.
	●3730	●218	●3786

	FIRST CLASS				
	1072	142	812	3780	190
	P. M.	P. M.	P. M.	P. M.	P. M.
	\$ 5.55	\$ 6.00		\$ 6.10	\$ 6.15
	5.42	5.46		5.58	6.01
	\$ 5.39	\$ 5.43		\$ 5.55	P 5.57
				\$ 5.53	
				\$ 5.52	5.53
				\$ 5.49	
	\$ 5.31			\$ 5.47	
	6.29	5.34		5.45	5.48
				\$ 5.41	
				\$ 5.39	
	5.24	5.29		5.38	5.43
					First trip Dec. 15.
				MU	
				\$ 5.35	
				\$ 5.33	
	5.18	5.23		\$ 5.29	5.37
				\$ 5.25	
				\$ 5.21	
	5.11	5.15		5.17	5.29
	6.04	5.08	\$ 5.19		5.22
	\$ 4.57	5.08	\$ 5.10		5.16
	4.47	\$ 4.54	\$ 4.57		P 5.05
	\$ 4.42				
		4.45			4.54
	Will not run		Will not run	Will not run	Will not run
	Nov. 22, Dec. 25, Jan. 1.		Nov. 22, Dec. 25, Jan. 1.	Nov. 22, Dec. 25, Jan. 1, Feb. 22.	Nov. 22, Dec. 25, Jan. 1, Feb. 22.
		4.35			4.44
		\$ 4.26			P 4.34
		\$ 4.17			P 4.24
	P. M.	P. M.	P. M.	P. M.	P. M.
	±DAILY EX. SUN.	DAILY	±DAILY EX. SAT. & SUN.	±DAILY EX. SUN.	DAILY
	1072	●142	±812	●3780	190

STATIONS	FIRST CLASS		
	3734	4204	626
Arrive	P. M.	P. M.	P. M.
NEW YORK		\$ 6.30	\$ 6.35
NEW YORK (Hud. Ter.)	\$ 6.32		
JERSEY CITY	\$ 6.24		
HUDSON	6.14	6.17	6.21
NEWARK	\$ 6.11	\$ 6.13	D 6.18
SOUTH ST. (Newark)	\$ 6.08		
HUNTER	6.07	6.09	6.14
NORTH ELIZABETH	\$ 6.04		
ELIZABETH	\$ 6.01	\$ 6.04	
SOUTH ELIZABETH	\$ 5.58	6.02	
LINDEN	\$ 5.64	\$ 5.58	
NORTH RAHWAY	\$ 5.51		
RAHWAY	\$ 5.49	\$ 5.54	
UNION	5.47	5.52	
AVENEL	\$ 5.44		
EDGAR	F 5.42		
WOODBIDGE	\$ 5.40		
GENASCO	\$ 5.37		
WC	5.35		
PERTH AMBOY	\$ 5.32	MU	
SA	5.30		
SOUTH AMBOY	\$ 5.28		
COLONIA		\$ 5.49	
ISELIN			
MENLO PARK			
METUCHEN		\$ 5.44	
STELTON			
NEW BRUNSWICK	MU	\$ 5.37	
COUNTY		5.35	
ADAMS			
DEANS			
MONMOUTH JCT.		5.27	
PLAINSBORO			
PRINCETON JCT.		\$ 5.21	
TRENTON		\$ 5.10	
MORRISVILLE			
TULLYTOWN			
EDGELY			
GRUNDY			
BRISTOL			
CROYDON	Will not run	Will run	Will not run
EDDINGTON	Nov. 22,	Sunday and	Nov. 22,
CORNWELLS HEIGHTS	Dec. 25,	Nov. 22,	Dec. 25,
ANDALUSIA	Jan. 1,	Dec. 22,	Jan. 1,
TORRESDALE	Feb. 22.	Jan. 1,	Feb. 22.
		Feb. 22.	
(P. T. Div.)			
HOLMES			
NORTH PHILAD'A			
PENNA. 80th ST.			
BROAD ST. SUBURBAN			
PHILAD'A (Broad St.)			
Leave	P. M.	P. M.	P. M.
	‡DAILY EX. SAT. & SUN.		‡DAILY EX. SAT. & SUN.
	3734	●4204	626

FIRST CLASS					
3840	276	266		220	170
P. M.	P. M.	P. M.		P. M.	P. M.
\$ 6.55	\$ 6.50	\$ 7.05		\$ 6.40	\$ 7.00 6.45
6.43	6.38	6.52		6.27	6.32
\$ 6.40	\$ 6.35	\$ 6.49		\$ 6.24	\$ 6.29
6.35	6.31	6.45		6.21	6.26
\$ 6.30	\$ 6.26	\$ 6.40			
6.26	6.23	6.38		6.17	6.22
\$ 6.22	\$ 6.18				
\$ 6.16					
\$ 6.13	\$ 6.13	\$ 6.33			
6.09	6.09	6.32		6.18	6.18
		Will not run Nov. 22, Dec. 25, Jan. 1.			
MU					
\$ 6.05	\$ 6.05				
\$ 6.00	\$ 6.01	\$ 6.26		6.08	6.13
\$ 5.62	\$ 5.56	\$ 6.22			
\$ 5.48	\$ 5.52	\$ 6.18			
5.39	5.46	6.15		6.02	6.07
\$ 5.31	\$ 5.38	F 6.07		5.55	
\$ 5.25	\$ 5.32				
\$ 5.22	\$ 5.29	6.01		\$ 5.49	
\$ 5.10	\$ 5.18	5.51		\$ 5.39	5.48
		\$ 5.29			
	F 5.07	F 5.26			
	S 5.02	S 5.20			
	F 4.59	F 5.18			
				5.31	5.41
	\$ 4.56	\$ 5.15			
Will not run	\$ 4.52	\$ 5.11			
Nov. 22,	\$ 4.49	\$ 5.08			
Dec. 25,	\$ 4.46	\$ 5.05			
Jan. 1,	F 5.02	F 5.02			
Feb. 22.	\$ 4.41	\$ 4.59			
	4.37	4.56		5.21	5.31
	\$ 4.18	\$ 4.37		\$ 5.18	\$ 5.22
	\$ 4.09	\$ 4.29		\$ 5.04	\$ 5.13
	\$ 4.05	\$ 4.25		\$ 5.00	
P. M.	P. M.	P. M.		P. M.	P. M.
‡DAILY EX. SAT. & SUN.	SAT. ONLY	‡DAILY EX. SAT. & SUN.		DAILY	DAILY
3840	276	●266		●220	◇170

STATIONS	FIRST CLASS		
	784	722	4206
Arrive	P. M.	P. M.	P. M.
NEW YORK	\$ 6.50	\$ 7.00	\$ 7.20
NEW YORK (Hud. Ter.)			
JERSEY CITY			
HUDSON	6.37	6.47	7.07
NEWARK	\$ 6.34	\$ 6.44	\$ 7.04
SOUTH ST. (Newark)			
HUNTER	6.31	6.39	7.00
NORTH ELIZABETH			
ELIZABETH	\$ 6.26	\$ 6.34	\$ 6.55
SOUTH ELIZABETH	6.24	6.32	6.53
LINDEN			\$ 6.49
NORTH RAHWAY			
RAHWAY		\$ 6.26	\$ 6.45
UNION	6.18	6.24	6.44
AVENEL		Z 6.19	
EDGAR			
WOODBIDGE		\$ 6.13	
GENASCO			
WO.	6.09	6.08	
PERTH AMBOY		\$ 6.05	MU
SA	6.06	6.03	
SOUTH AMBOY	Z 6.06	\$ 6.01	
COOLONIA			
ISELIN			\$ 6.40
MENLO PARK			
METUCHEN			\$ 6.36
STELTON			
NEW BRUNSWICK			\$ 6.29
COUNTY			6.24
ADAMS			F 6.21
DEANS			
MONMOUTH JOT.			\$ 6.15
PLAINSBORO			
PRINCETON JOT.			\$ 6.08
TRENTON			\$ 5.57
MORRISVILLE			
TULLYTOWN			
EDGELY			
GRUNDY			
BRISTOL			
OROYDON	Will run	Will not run	Will run
EDDINGTON	Sunday and	Nov. 22,	Sunday and
CORNWELLS HEIGHTS	Nov. 22,	Dec. 25,	Nov. 22,
ANDALUSIA	Dec. 25,	Jan. 1,	Dec. 25,
TORRESDALE	Jan. 1,	Feb. 22.	Jan. 1.
	Feb. 22.		
(P. T. Div.)			
HOLMES			
NORTH PHILAD'A			
PENNA. 30th ST.			
BROADST. SUBURBAN			
PHILAD'A (Broad St.)			
Leave	P. M.	P. M.	P. M.
	●784	●722 ‡DAILY EX. SUN.	4206

	FIRST CLASS				
	268	152	4236	222	1078
	P. M.	P. M.	P. M.	P. M.	P. M.
	\$ 8.30	\$ 7.35	\$ 7.45	\$ 7.49	\$ 7.55
	8.18	7.23	7.33	7.37	7.42
	\$ 8.15	\$ 7.20	\$ 7.30	\$ 7.34	\$ 7.39
	\$ 8.10				
	8.09	7.18	7.27	7.31	7.35
	\$ 8.04		\$ 7.22		
	8.01	7.14	7.20	7.27	7.31
	\$ 7.57		\$ 7.17		
	\$ 7.52		\$ 7.13		
	7.50	7.10	7.11	7.23	7.27
	Will not run				
	Nov. 22,		\$ 7.05		
	Dec. 25,				
	Jan. 1.				
				No Sealed Baggage Service	
				Nov. 22,	
				Dec. 25,	
				Jan. 1.	
			\$ 7.01		
			\$ 6.58		
			6.56		
			\$ 6.54		
	\$ 7.46				
	\$ 7.42	7.05		7.18	7.22
	\$ 7.34		MU	\$ 7.12	
	7.29	6.59		7.10	7.16
	\$ 7.21			7.03	7.08
	\$ 7.14			\$ 6.57	7.03
	7.02	6.40		\$ 6.47	6.53
	\$ 6.29				\$ 6.48
	\$ 6.25				
	\$ 6.19				
	\$ 6.16				
		6.33			
	\$ 6.12			\$ 6.36	
	\$ 6.07		Will run		
	\$ 6.03		Sunday and		
	\$ 6.00		Nov. 22,		Will run
	\$ 5.57		Dec. 25,		Sunday and
	\$ 5.54		Jan. 1,		Nov. 22,
			Feb. 22.		Dec. 25,
					Jan. 1.
	5.50	6.23		6.25	
	\$ 5.29	\$ 6.15		\$ 6.16	
	\$ 5.20	\$ 6.06		\$ 6.05	
	\$ 5.16			\$ 6.01	
	P. M.	P. M.	P. M.	P. M.	P. M.
	‡DAILY EX. SUN.	DAILY		DAILY	
	268	●152	●4236	◇●222	1078



STATIONS	FIRST CLASS		
	3784	788	726
Arrive	P. M.	P. M.	P. M.
NEW YORK	S 9.20	S 9.25	S 9.25
NEW YORK (Hud. Ter.)			
JERSEY CITY			
HUDSON	9.08	9.12	9.12
NEWARK	S 9.05	S 9.09	S 9.09
SOUTH ST. (Newark)			
HUNTER	9.00	9.05	9.06
NORTH ELIZABETH	S 8.57		
ELIZABETH	S 8.54	S 9.00	S 9.01
SOUTH ELIZABETH	8.52	8.58	8.59
LINDEN	S 8.48		
NORTH RAHWAY			
RAHWAY	S 8.44		
UNION	8.42	8.52	8.54
		Z 8.47	
AVENEL			
EDGAR			
WOODBIDGE			
GENASCO			
WO.		8.38	8.46
PERTH AMBOY	MU		S 8.44
SA		8.35	8.42
SOUTH AMBOY			Z 8.40
COLONIA			
ISELIN	S 8.38		
MENLO PARK			
METUCHEN	S 8.34		
STELTON			
NEW BRUNSWICK COUNTY	S 8.27		
ADAMS			
DEANS			
MONMOUTH JOT.			
PLAINSBORO			
PRINCETON JOT.			
TRENTON			
MORRISVILLE			
TULLYTOWN			
EDGELY			
GRUNDY			
BRISTOL			
CROYDON	Will not run	Will run	Will not run
EDDINGTON	Nov. 22, Dec. 25, Jan. 1, Feb. 22.	Sunday and Nov. 22, Dec. 25, Jan. 1, Feb. 22.	Nov. 22, Dec. 25, Jan. 1, Feb. 22.
CORNWELLS HEIGHTS			
ANDALUSIA			
TORRESDALE			
(P. T. Div.)			
HOLMES			
NORTH PHILAD'A			
PENNA. 30th ST.			
BROADST. SUBURBAN			
PHILAD'A (Broad St.)			
Leave	P. M.	P. M.	P. M.
	‡DAILY EX. SUN.		‡DAILY EX. SUN.
	<b>3784</b>	<b>●788</b>	<b>726</b>

STATIONS	FIRST CLASS				
	96	134	280	156	3844
Arrive	P. M.	P. M.	P. M.	P. M.	P. M.
NEW YORK	10.05 E 9.30	S 9.40	S 9.45	S 9.55	S 10.15
NEW YORK (Hud. Ter.)					
JERSEY CITY					
HUDSON	9.16	9.27	9.31	9.42	10.01
NEWARK	E 9.13	S 9.24	S 9.28	S 9.39	S 9.58
SOUTH ST. (Newark)					
HUNTER	9.01	9.15	9.24	9.36	9.55
NORTH ELIZABETH					
ELIZABETH					S 9.50
SOUTH ELIZABETH	8.56	9.10	9.19	9.32	9.48
LINDEN					S 9.44
NORTH RAHWAY					
RAHWAY					S 9.40
UNION	8.51	9.05	9.14	9.28	9.38
AVENEL					
EDGAR					
WOODBIDGE					
GENASCO					
WO.					
PERTH AMBOY					MU
SA					
SOUTH AMBOY					
COLONIA					
ISELIN					
MENLO PARK					
METUCHEN	8.46	9.00	9.09	9.23	S 9.31
STELTON					
NEW BRUNSWICK COUNTY	8.40	8.54	9.03	S 9.17	S 9.24
ADAMS				9.14	9.21
DEANS					
MONMOUTH JOT.	8.33	8.47	8.56	9.07	9.13
PLAINSBORO					
PRINCETON JOT.	8.28	8.42	8.51	9.02	S 9.06
TRENTON	E 8.18	S 8.32	S 8.41	S 8.52	S 8.55
MORRISVILLE					
TULLYTOWN					
EDGELY					
GRUNDY	8.05	8.20	8.31	8.44	
BRISTOL					
CROYDON					
EDDINGTON				Will run	
CORNWELLS HEIGHTS				Sunday and	
ANDALUSIA				Nov. 22, Dec. 25, Jan. 1.	
TORRESDALE					
(P. T. Div.)					
HOLMES	7.55	8.10	8.21	8.34	
NORTH PHILAD'A	7.43	S 8.00	S 8.12	S 8.25	
PENNA. 30th ST.					
BROADST. SUBURBAN		S 7.51	S 8.04	S 8.15	
PHILAD'A (Broad St.)			S 8.00		
Leave	P. M.	P. M.	P. M.	P. M.	P. M.
	‡DAILY EX. SUN.		DAILY EX. SUN.	DAILY	DAILY
	<b>3784</b>	<b>●788</b>	<b>726</b>	<b>●156</b>	<b>●3844</b>
	‡DAILY EX. MON.	DAILY EX. SUN.			
	<b>●96</b>	<b>134</b>	<b>●280</b>		

STATIONS	FIRST CLASS			
	1080	632	4238	74
Arrive	P. M.	P. M.	P. M.	P. M.
NEW YORK	\$ 10.10	\$ 10.25	\$ 10.30	\$ 10.30
NEW YORK (Hud. Ter.)				
JERSEY CITY				
HUDSON		10.12	10.18	10.17
NEWARK	\$ 9.54	D 10.09	\$ 10.16	\$ 10.14
SOUTH ST. (Newark)				
HUNTER	9.50	10.05	10.12	10.10
NORTH ELIZABETH			\$ 10.09	
ELIZABETH			\$ 10.06	
SOUTH ELIZABETH	9.46		10.04	10.06
LINDEN			\$ 10.01	
NORTH RAHWAY				
RAHWAY			\$ 9.58	
UNION	9.42		9.57	10.02
AVENEL			\$ 9.53	
EDGAR				
WOODBIDGE			\$ 9.50	
GENASCO				
WO.			9.47	
PERTH AMBOY			\$ 9.44	
SA.			9.42	
SOUTH AMBOY			\$ 9.40	
COLONIA				
ISELIN				
MENLO PARK				
METUCHEN	9.36			9.57
STELTON				
NEW BRUNSWICK			MU	
COUNTY	9.30			9.51
ADAMS				
DEANS				
MONMOUTH JOT.	9.23			9.44
PLAINSBORO				
PRINCETON JOT.	9.18			9.38
TRENTON	9.08			D 9.28
	\$ 9.03			
MORRISVILLE				
TULLYTOWN				
EDGELY				
GRUNDY				9.20
BRISTOL				
CROYDON				
EDDINGTON	Will run Sunday and Dec. 25, Jan. 1.	Will run Sunday and Nov. 22, Dec. 25, Jan. 1, Feb. 22.	Will run Sunday and Nov. 22, Dec. 25, Jan. 1, Feb. 22.	
CORNWELLS HEIGHTS				
ANDALUSIA				
TORRESDALE				
(P. T. Div.)				
HOLMES				9.10
NORTH PHILAD'A				\$ 9.01
PENNA. 30th ST.				
BROADST. SUBURBAN				
PHILAD'A (Broad St.)				
Leave	P. M.	P. M.	P. M.	P. M.
				DAILY
	●1080	632	●4238	74

	FIRST CLASS				
	282	3846	100	728	NH-180
	P. M.	P. M.	P. M.	P. M.	P. M.
	\$ 11.00	\$ 11.10	\$ 11.10	\$ 11.25	E 11.25
	10.46	10.58	10.58	11.12	
	\$ 10.43	\$ 10.55	\$ 10.55	\$ 11.09	
	10.39	10.52	10.52	11.05	
	\$ 10.34	\$ 10.47	\$ 10.47	\$ 11.00	
	10.32	10.45	10.45	10.58	
		\$ 10.41			
	\$ 10.26	\$ 10.37		\$ 10.53	
	10.24	10.35	10.41	10.51	
				\$ 10.45	
				10.41	
		MU		\$ 10.39	
				10.37	
				\$ 10.35	
	\$ 10.17	\$ 10.28	10.36		
	\$ 10.09	\$ 10.21	\$ 10.30		
	10.06	10.18	10.28		
	9.59	10.10	10.21		
	9.54	\$ 10.03	10.16		
	\$ 9.44	\$ 9.52	\$ 10.07		
			\$ 9.58		
	Will run Sunday and Nov. 22, Dec. 25, Jan. 1.	Will not run Nov. 22, Dec. 25, Jan. 1.		Will not run Nov. 22, Dec. 25, Jan. 1, Feb. 22.	
	9.24		9.48		
	\$ 9.14		\$ 9.39		
	\$ 9.04		\$ 9.29		
	\$ 9.00				
	P. M.	P. M.	P. M.	P. M.	P. M.
	●282	●3846	●100	●728	NH-180
		‡DAILY EX. SUN.	SUNDAY ONLY	‡DAILY EX. SUN.	DAILY EX. SAT. & SUN.



STATIONS	FIRST CLASS		
	●0701 DAILY	●0101 DAILY	●03811 DAILY
Leave	A. M.	A. M.	A. M.
NEW YORK (Hud. Ter.).....	\$ 12.01	\$ 12.15	\$ 12.30
JERSEY CITY.....			
JOURNAL SQUARE.....	\$ 12.11	\$ 12.25	\$ 12.40
HARRISON.....	\$ 12.19	\$ 12.33	\$ 12.48
NEWARK.....	\$ 12.21 MU	\$ 12.35 MU	\$ 12.50 MU
Arrive	A. M.	A. M.	A. M.
	0701	0101	03811

STATIONS	FIRST CLASS			
	●3209 DAILY	●3211 DAILY	●013 DAILY	●3213 DAILY
Leave	A. M.	A. M.	A. M.	A. M.
NEW YORK (Hud. Ter.).....	\$ 2.20	\$ 2.50	\$ 3.20	\$ 3.50
JERSEY CITY.....				
JOURNAL SQUARE.....	\$ 2.30	\$ 3.00	\$ 3.30	\$ 4.00
HARRISON.....	\$ 2.38	\$ 3.08	\$ 3.38	\$ 4.08
NEWARK.....	\$ 2.40 MU	\$ 3.10 MU	\$ 3.40 MU	\$ 4.10 MU
Arrive	A. M.	A. M.	A. M.	A. M.
	3209	3211	013	3213

STATIONS	FIRST CLASS			
	●04241	●0131 ‡DAILY EX. SAT. & SUN.	●0705 SAT. ONLY	●3703 ‡DAILY EX. SAT. & SUN.
Leave	A. M.	A. M.	A. M.	A. M.
NEW YORK (Hud. Ter.).....	\$ 6.10	\$ 6.15	\$ 6.20	\$ 6.22
JERSEY CITY.....				\$ 6.33
JOURNAL SQUARE.....	\$ 6.20	\$ 6.25	\$ 6.30	6.37
HARRISON.....	\$ 6.28	\$ 6.33	\$ 6.38	6.45
NEWARK.....	\$ 6.30 MU	\$ 6.35 MU	\$ 6.40 MU	\$ 6.48 MU
Arrive	A. M.	A. M.	A. M.	A. M.
	04241	0131	0705	3703

Train No. 3703 will not run Nov. 22, Dec. 25, Jan. 1, Feb. 22.  
 Train No. 0131 will not run Nov. 22, Dec. 25, Jan. 1, Feb. 22.  
 Train No. 04241 will run Saturday, Sunday and Nov. 22, Dec. 25, Jan. 1, Feb. 22.

	FIRST CLASS				
	●3201 DAILY	●0107 DAILY	●3203 DAILY	●3205 DAILY	●3207 DAILY
	A. M.	A. M.	A. M.	A. M.	A. M.
	\$ 12.45	\$ 1.00	\$ 1.15	\$ 1.30	\$ 1.50
	\$ 12.55	\$ 1.10	\$ 1.25	\$ 1.40	\$ 2.00
	\$ 1.03	\$ 1.18	\$ 1.33	\$ 1.48	\$ 2.08
	\$ 1.05 MU	\$ 1.20 MU	\$ 1.35 MU	\$ 1.50 MU	\$ 2.10 MU
	A. M.	A. M.	A. M.	A. M.	A. M.
	3201	0107	3203	3205	3207

	FIRST CLASS					
	●3215 DAILY	●0253 DAILY	●3217 DAILY	‡0187 ‡DAILY EX. SAT. & SUN.	●3405 DAILY	●0703 ‡DAILY EX. SUN.
	A. M.	A. M.	A. M.	A. M.	A. M.	A. M.
	\$ 4.20	\$ 4.50	\$ 5.20	\$ 5.40	\$ 5.50	\$ 6.00
	\$ 4.30	\$ 5.00	\$ 5.30	\$ 5.50	\$ 6.00	\$ 6.10
	\$ 4.38	\$ 5.08	\$ 5.38	\$ 5.58	\$ 6.08	\$ 6.18
	\$ 4.40 MU	\$ 5.10 MU	\$ 5.40 MU	\$ 6.00 MU	\$ 6.10 MU	\$ 6.20 MU
	A. M.	A. M.	A. M.	A. M.	A. M.	A. M.
	3215	0253	3217	0187	3405	0703

	FIRST CLASS					
	●03753 DAILY	●0255 ‡DAILY EX. SUN.	●3407 DAILY	●0201 ‡DAILY EX. SUN.	●3219 DAILY	●3221 ‡DAILY EX. SUN.
	A. M.	A. M.	A. M.	A. M.	A. M.	A. M.
	\$ 6.30	\$ 6.40	\$ 6.45	\$ 6.50	\$ 7.00	\$ 7.10
	\$ 6.40	\$ 6.50	\$ 6.55	\$ 7.00	\$ 7.10	\$ 7.20
	\$ 6.48	\$ 6.58	\$ 7.03	\$ 7.08	\$ 7.18	\$ 7.28
	\$ 6.50 MU	\$ 7.00 MU	\$ 7.05 MU	\$ 7.10 MU	\$ 7.20 MU	\$ 7.30 MU
	A. M.	A. M.	A. M.	A. M.	A. M.	A. M.
	03753	0255	3407	0201	3219	3221

Trains Nos. 0187, 0703, 0255, 0201, 3221 will not run Nov. 22, Dec. 25, Jan. 1, Feb. 22.  
 Train No. 3405 will run Saturday, Sunday and Nov. 22, Dec. 25, Jan. 1, Feb. 22.  
 Train No. 3407 will run Sunday and Nov. 22, Dec. 25, Jan. 1, Feb. 22.



STATIONS	FIRST CLASS		
	●3409	●3751 ‡DAILY EX. SAT. & SUN.	●0111 ‡DAILY EX. SUN.
	A. M.	A. M.	A. M.
Leave	A. M.	A. M.	A. M.
NEW YORK (Hud. Ter.).....	\$ 7.16	\$ 7.08	\$ 7.20
JERSEY CITY.....		\$ 7.20	
JOURNAL SQUARE.....	\$ 7.25	7.24	\$ 7.30
HARRISON.....	\$ 7.33	7.31	\$ 7.38
NEWARK.....	\$ 7.35	\$ 7.34	\$ 7.40
	MU	MU	MU
Arrive	A. M.	A. M.	A. M.
	3409	3751	0111

STATIONS	FIRST CLASS		
	●3223 DAILY	●3225 ‡DAILY EX. SAT. & SUN.	●3413 ‡DAILY EX. SAT. & SUN.
	A. M.	A. M.	A. M.
Leave	A. M.	A. M.	A. M.
NEW YORK (Hud. Ter.).....	\$ 8.00	\$ 8.08	\$ 8.10
JERSEY CITY.....			
JOURNAL SQUARE.....	\$ 8.10	\$ 8.18	\$ 8.20
HARRISON.....	\$ 8.18	\$ 8.26	\$ 8.28
NEWARK.....	\$ 8.20	\$ 8.28	\$ 8.30
	MU	MU	MU
Arrive	A. M.	A. M.	A. M.
	3223	3225	3413

STATIONS	FIRST CLASS		
	●3229 DAILY	●0205 ‡DAILY EX. SAT. & SUN.	●3419
	A. M.	A. M.	A. M.
Leave	A. M.	A. M.	A. M.
NEW YORK (Hud. Ter.).....	\$ 8.40	\$ 8.48	\$ 8.50
JERSEY CITY.....			
JOURNAL SQUARE.....	\$ 8.50	\$ 8.58	\$ 9.00
HARRISON.....	\$ 8.58	\$ 9.06	\$ 9.08
NEWARK.....	\$ 9.00	\$ 9.08	\$ 9.10
	MU	MU	MU
Arrive	A. M.	A. M.	A. M.
	3229	0205	3419

Train No. 3751 will not run Nov. 22, Dec. 25, Jan. 1, Feb. 22.  
 Trains Nos. 0111, 3225, 0205 will not run Nov. 22, Dec. 25, Jan. 1, Feb. 22.  
 Train No. 3409 will run Sunday and Nov. 22, Dec. 25, Jan. 1, Feb. 22.  
 Trains Nos. 3413, 3419 will run Saturday, Sunday and Nov. 22, Dec. 25,  
 Jan. 1, Feb. 22.

	FIRST CLASS				
	●3707 ‡DAILY EX. SAT. & SUN.	●03755 DAILY	●0257 ‡DAILY EX. SUN.	●3411	●0203 ‡DAILY EX. SUN.
	A. M.	A. M.	A. M.	A. M.	A. M.
Leave	A. M.	A. M.	A. M.	A. M.	A. M.
	\$ 7.22	\$ 7.30	\$ 7.40	\$ 7.45	\$ 7.50
	\$ 7.34				
	7.38	\$ 7.40	\$ 7.50	\$ 7.55	\$ 8.00
	7.45	\$ 7.48	\$ 7.58	\$ 8.03	\$ 8.08
	\$ 7.48	\$ 7.50	\$ 8.00	\$ 8.05	\$ 8.10
	MU	MU	MU	MU	MU
Arrive	A. M.	A. M.	A. M.	A. M.	A. M.
	3707	03755	0257	3411	0203

	FIRST CLASS				
	●0169 ‡DAILY EX. SAT. & SUN.	●3415	●075 ‡DAILY EX. SAT. & SUN.	●3417	●3227 ‡DAILY EX. SAT. & SUN.
	A. M.	A. M.	A. M.	A. M.	A. M.
Leave	A. M.	A. M.	A. M.	A. M.	A. M.
	\$ 8.16	\$ 8.20	\$ 8.24	\$ 8.30	\$ 8.32
	\$ 8.26	\$ 8.30	\$ 8.34	\$ 8.40	\$ 8.42
	\$ 8.34	\$ 8.38	\$ 8.42	\$ 8.48	\$ 8.50
	\$ 8.36	\$ 8.40	\$ 8.44	\$ 8.50	\$ 8.52
	MU	MU	MU	MU	MU
Arrive	A. M.	A. M.	A. M.	A. M.	A. M.
	0169	3415	075	3417	3227

	FIRST CLASS				
	●3231 ‡DAILY EX. SAT. & SUN.	●3421	●03821 ‡DAILY EX. SAT. & SUN.	●0785	●0115 ‡DAILY EX. SAT. & SUN.
	A. M.	A. M.	A. M.	A. M.	A. M.
Leave	A. M.	A. M.	A. M.	A. M.	A. M.
	\$ 8.56	\$ 9.00	\$ 9.04	\$ 9.10	\$ 9.12
	\$ 9.06	\$ 9.10	\$ 9.14	\$ 9.20	\$ 9.22
	\$ 9.14	\$ 9.18	\$ 9.22	\$ 9.28	\$ 9.30
	\$ 9.16	\$ 9.20	\$ 9.24	\$ 9.30	\$ 9.32
	MU	MU	MU	MU	MU
Arrive	A. M.	A. M.	A. M.	A. M.	A. M.
	3231	3421	03821	0785	0115

Train No. 3707 will not run Nov. 22, Dec. 25, Jan. 1, Feb. 22.  
 Trains Nos. 0257, 0203, 0169, 075, 3227, 3231, 03821, 0115 will not run  
 Nov. 22, Dec. 25, Jan. 1, Feb. 22.  
 Trains Nos. 3415, 3417, 3421, 0785 will run Saturday, Sunday and Nov. 22,  
 Dec. 25, Jan. 1, Feb. 22.  
 Train No. 3411 will run Sunday and Nov. 22, Dec. 25, Jan. 1, Feb. 22.

STATIONS	FIRST CLASS		
	●0709	●3233	●0127
	DAILY	DAILY	DAILY
Leave	A. M.	A. M.	A. M.
NEW YORK (Hud. Ter.)	\$ 9.20	\$ 9.30	\$ 9.40
JERSEY CITY			
JOURNAL SQUARE	\$ 9.30	\$ 9.40	\$ 9.50
HARRISON	\$ 9.38	\$ 9.48	\$ 9.58
NEWARK	\$ 9.40 MU	\$ 9.50 MU	\$ 10.00 MU
Arrive	A. M.	A. M.	A. M.
	0709	3233	0127

STATIONS	FIRST CLASS		
	●0711	●3427	●0609
	‡DAILY EX. SAT. & SUN.		‡DAILY EX. SAT. & SUN.
Leave	A. M.	A. M.	A. M.
NEW YORK (Hud. Ter.)	\$ 10.24	\$ 10.30	\$ 10.36
JERSEY CITY			
JOURNAL SQUARE	\$ 10.34	\$ 10.40	\$ 10.46
HARRISON	\$ 10.42	\$ 10.48	\$ 10.54
NEWARK	\$ 10.44 MU	\$ 10.50 MU	\$ 10.56 MU
Arrive	A. M.	A. M.	A. M.
	0711	3427	0609

STATIONS	FIRST CLASS		
	●3433	●0123	●3435
		‡DAILY EX. SAT. & SUN.	
Leave	A. M.	A. M.	A. M.
NEW YORK (Hud. Ter.)	\$ 11.10	\$ 11.12	\$ 11.20
JERSEY CITY			
JOURNAL SQUARE	\$ 11.20	\$ 11.22	\$ 11.30
HARRISON	\$ 11.28	\$ 11.30	\$ 11.38
NEWARK	\$ 11.30 MU	\$ 11.32 MU	\$ 11.40 MU
Arrive	A. M.	A. M.	A. M.
	3433	0123	3435

Trains Nos. 0711, 0609, 0123 will not run Nov. 22, Dec. 25, Jan. 1, Feb. 22.  
Trains Nos. 3427, 3433, 3435 will run Saturday, Sunday and Nov. 22,  
Dec. 25, Jan. 1, Feb. 22.

	FIRST CLASS				
	●0207	●01073	●3425	●0121	●04203
	DAILY	DAILY		‡DAILY EX. SAT. & SUN.	
	A. M.	A. M.	A. M.	A. M.	A. M.
	\$ 9.50	\$ 10.00	\$ 10.10	\$ 10.12	\$ 10.20
	\$ 10.00	\$ 10.10	\$ 10.20	\$ 10.22	\$ 10.30
	\$ 10.08	\$ 10.18	\$ 10.28	\$ 10.30	\$ 10.38
	\$ 10.10 MU	\$ 10.20 MU	\$ 10.30 MU	\$ 10.32 MU	\$ 10.40 MU
	A. M.	A. M.	A. M.	A. M.	A. M.
	0207	01073	3425	0121	04203

	FIRST CLASS				
	●3429	●0209	●3431	●3235	3761
		‡DAILY EX. SAT. & SUN.		DAILY	‡DAILY EX. SAT. & SUN.
	A. M.	A. M.	A. M.	A. M.	A. M.
	\$ 10.40	\$ 10.48	\$ 10.50	\$ 11.00	\$ 11.02
					\$ 11.10
	\$ 10.50	\$ 10.58	\$ 11.00	\$ 11.10	11.14
	\$ 10.58	\$ 11.06	\$ 11.08	\$ 11.18	11.21
	\$ 11.00 MU	\$ 11.08 MU	\$ 11.10 MU	\$ 11.20 MU	\$ 11.28 MU
	A. M.	A. M.	A. M.	A. M.	A. M.
	3429	0209	3431	3235	3761

	FIRST CLASS				
	●025	●04231	●3237	●3437	●0211
	‡DAILY EX. SAT. & SUN.		‡DAILY EX. SAT. & SUN.		‡DAILY EX. SAT. & SUN.
	A. M.	A. M.	A. M.	A. M.	A. M.
	\$ 11.24	\$ 11.30	\$ 11.36	\$ 11.40	\$ 11.48
	\$ 11.34	\$ 11.40	\$ 11.46	\$ 11.50	\$ 11.58
	\$ 11.42	\$ 11.48	\$ 11.54	\$ 11.58	\$ 12.06
	\$ 11.44 MU	\$ 11.50 MU	\$ 11.56 MU	\$ 12.00 MU	\$ 12.08 MU
	A. M.	A. M.	A. M.	NOON	P. M.
	025	04231	3237	3437	0211

Train No. 3761 will not run Nov. 22, Dec. 25, Jan. 1, Feb. 22.  
Trains Nos. 0121, 0209, 025, 3237, 0211 will not run Nov. 22, Dec. 25,  
Jan. 1, Feb. 22.  
Trains Nos. 3425, 04203, 3429, 3431, 04231, 3437 will run Saturday,  
Sunday and Nov. 22, Dec. 25, Jan. 1, Feb. 22.

STATIONS	FIRST CLASS		
	●3439	●03827	●3441
	DAILY		
Leave	A. M.	NOON	P. M.
NEW YORK (Hud. Ter.)	\$ 11.50	\$ 12.00	\$ 12.10
JERSEY CITY			
JOURNAL SQUARE	\$ 12.00	\$ 12.10	\$ 12.20
HARRISON	\$ 12.08	\$ 12.18	\$ 12.28
NEWARK	\$ 12.10 MU	\$ 12.20 MU	\$ 12.30 MU
Arrive	P. M.	P. M.	P. M.
	3439	03827	3441

STATIONS	FIRST CLASS		
	●02507	●0213	●3445
		‡DAILYEX. SAT. & SUN.	
Leave	P. M.	P. M.	P. M.
NEW YORK (Hud. Ter.)	\$ 12.40	\$ 12.48	\$ 12.50
JERSEY CITY			
JOURNAL SQUARE	\$ 12.50	\$ 12.58	\$ 1.00
HARRISON	\$ 12.58	\$ 1.06	\$ 1.08
NEWARK	\$ 1.00 MU	\$ 1.08 MU	\$ 1.10 MU
Arrive	P. M.	P. M.	P. M.
	02507	0213	3445

STATIONS	FIRST CLASS		
	●3451	●0113	●3453
		‡DAILYEX. SAT. & SUN.	
Leave	P. M.	P. M.	P. M.
NEW YORK (Hud. Ter.)	\$ 1.30	\$ 1.36	\$ 1.40
JERSEY CITY			
JOURNAL SQUARE	\$ 1.40	\$ 1.46	\$ 1.50
HARRISON	\$ 1.48	\$ 1.54	\$ 1.58
NEWARK	\$ 1.50 MU	\$ 1.56 MU	\$ 2.00 MU
Arrive	P. M.	P. M.	P. M.
	3451	0113	3453

Trains Nos. 0213, 0113 will not run Nov. 22, Dec. 25, Jan. 1, Feb. 22.  
Trains Nos. 3439, 3441, 02507, 3445, 3451, 3453 will run Saturday, Sunday and Nov. 22, Dec. 25, Jan. 1, Feb. 22.

	FIRST CLASS				
	●0125	●0717	●3239	●3443	●033
	‡DAILYEX. SAT. & SUN.		‡DAILYEX. SAT. & SUN.		‡DAILYEX. SAT. & SUN.
	P. M.	P. M.	P. M.	P. M.	P. M.
	\$ 12.12	\$ 12.20	\$ 12.24	\$ 12.30	\$ 12.36
	\$ 12.22	\$ 12.30	\$ 12.34	\$ 12.40	\$ 12.46
	\$ 12.30	\$ 12.38	\$ 12.42	\$ 12.48	\$ 12.54
	\$ 12.32 MU	\$ 12.40 MU	\$ 12.44 MU	\$ 12.50 MU	\$ 12.56 MU
	P. M.	P. M.	P. M.	P. M.	P. M.
	0125	0717	3239	3443	033

	FIRST CLASS				
	●0719	●3447	●0175	●3449	●0181
	DAILY		‡DAILYEX. SAT. & SUN.		‡DAILYEX. SUN. & HOL.
	P. M.	P. M.	P. M.	P. M.	P. M.
	\$ 1.00	\$ 1.10	\$ 1.12	\$ 1.20	\$ 1.24
	\$ 1.10	\$ 1.20	\$ 1.22	\$ 1.30	\$ 1.34
	\$ 1.18	\$ 1.28	\$ 1.30	\$ 1.38	\$ 1.42
	\$ 1.20 MU	\$ 1.30 MU	\$ 1.32 MU	\$ 1.40 MU	\$ 1.44 MU
	P. M.	P. M.	P. M.	P. M.	P. M.
	0719	3447	0175	3449	0181

	FIRST CLASS				
	●0215	●3455	●3241	●3457	●0129
	‡DAILYEX. SAT. & SUN.		DAILY		‡DAILYEX. SAT. & SUN.
	P. M.	P. M.	P. M.	P. M.	P. M.
	\$ 1.48	\$ 1.50	\$ 2.00	\$ 2.10	\$ 2.12
	\$ 1.58	\$ 2.00	\$ 2.10	\$ 2.20	\$ 2.22
	\$ 2.06	\$ 2.08	\$ 2.18	\$ 2.28	\$ 2.30
	\$ 2.08 MU	\$ 2.10 MU	\$ 2.20 MU	\$ 2.30 MU	\$ 2.32 MU
	P. M.	P. M.	P. M.	P. M.	P. M.
	0215	3455	3241	3457	0129

Trains Nos. 0125, 3239, 033, 0175, 0181, 0215, 0129 will not run Nov. 22, Dec. 25, Jan. 1, Feb. 22.  
Trains Nos. 0717, 3443, 3447, 3449, 3455, 3457 will run Saturday, Sunday and Nov. 22, Dec. 25, Jan. 1, Feb. 22.

STATIONS	FIRST CLASS		
	●3459	●0723 ‡DAILYEX. SAT. & SUN.	●3461
	P. M.	P. M.	P. M.
Leave			
NEW YORK (Hud. Ter.).....	\$ 2.20	\$ 2.24	\$ 2.30
JERSEY CITY.....			
JOURNAL SQUARE.....	\$ 2.30	\$ 2.34	\$ 2.40
HARRISON.....	\$ 2.38	\$ 2.42	\$ 2.48
NEWARK.....	\$ 2.40	\$ 2.44	\$ 2.50
	MU	MU	MU
Arrive	P. M.	P. M.	P. M.
	3459	0723	3461

STATIONS	FIRST CLASS		
	●3467	●0177 ‡DAILYEX. SAT. & SUN.	●04205
	P. M.	P. M.	P. M.
Leave			
NEW YORK (Hud. Ter.).....	\$ 3.10	\$ 3.12	\$ 3.20
JERSEY CITY.....			
JOURNAL SQUARE.....	\$ 3.20	\$ 3.22	\$ 3.30
HARRISON.....	\$ 3.28	\$ 3.30	\$ 3.38
NEWARK.....	\$ 3.30	\$ 3.32	\$ 3.40
	MU	MU	MU
Arrive	P. M.	P. M.	P. M.
	3467	0177	04205

STATIONS	FIRST CLASS			
	●0219 ‡DAILYEX. SAT. & SUN.	●3473	●0623 DAILY	●0153 DAILY
	P. M.	P. M.	P. M.	P. M.
Leave				
NEW YORK (Hud. Ter.).....	\$ 3.48	\$ 3.50	\$ 4.00	\$ 4.10
JERSEY CITY.....				
JOURNAL SQUARE.....	\$ 3.58	\$ 4.00	\$ 4.10	\$ 4.20
HARRISON.....	\$ 4.06	\$ 4.08	\$ 4.18	\$ 4.28
NEWARK.....	\$ 4.08	\$ 4.10	\$ 4.20	\$ 4.30
	MU	MU	MU	MU
Arrive	P. M.	P. M.	P. M.	P. M.
	0219	3473	0623	0153

Trains Nos. 0723, 0177, 0219 will not run Nov. 22, Dec. 25, Jan. 1, Feb. 22.  
Trains Nos. 3459, 3461, 3467, 04205, 3473 will run Saturday, Sunday and  
Nov. 22, Dec. 25, Jan. 1, Feb. 22.

	FIRST CLASS				
	●023 ‡DAILYEX. SAT. & SUN.	●3463	●0217 ‡DAILYEX. SAT. & SUN.	●3465	●0261 DAILY
	P. M.	P. M.	P. M.	P. M.	P. M.
	\$ 2.36	\$ 2.40	\$ 2.48	\$ 2.50	\$ 3.00
	\$ 2.46	\$ 2.50	\$ 2.58	\$ 3.00	\$ 3.10
	\$ 2.54	\$ 2.58	\$ 3.06	\$ 3.08	\$ 3.18
	\$ 2.56	\$ 3.00	\$ 3.08	\$ 3.10	\$ 3.20
	MU	MU	MU	MU	MU
	P. M.	P. M.	P. M.	P. M.	P. M.
	023	3463	0217	3465	0261

	FIRST CLASS				
	●0195 ‡DAILYEX. SAT. & SUN.	●3469	●0725 ‡DAILYEX. SAT. & SUN.	●3471	●3833 ‡DAILYEX. SAT. & SUN.
	P. M.	P. M.	P. M.	P. M.	P. M.
	\$ 3.24	\$ 3.30	\$ 3.36	\$ 3.40	\$ 3.38
	\$ 3.34	\$ 3.40	\$ 3.46	\$ 3.50	\$ 3.57
	\$ 3.42	\$ 3.48	\$ 3.54	\$ 3.58	\$ 4.04
	\$ 3.44	\$ 3.50	\$ 3.56	\$ 4.00	\$ 4.06
	MU	MU	MU	MU	
	P. M.	P. M.	P. M.	P. M.	P. M.
	0195	3469	0725	3471	3833

	FIRST CLASS				
	●3719 ‡DAILYEX. SAT. & SUN.	●0157 DAILY	●3243 DAILY	●3771 ‡DAILYEX. SAT. & SUN.	●049 DAILY
	P. M.	P. M.	P. M.	P. M.	P. M.
	\$ 4.12	\$ 4.20	\$ 4.30	\$ 4.26	\$ 4.40
	\$ 4.22			\$ 4.38	
	4.26	\$ 4.30	\$ 4.40	4.42	\$ 4.50
	4.33	\$ 4.38	\$ 4.48	4.49	\$ 4.58
	\$ 4.35	\$ 4.40	\$ 4.50	\$ 4.51	\$ 5.00
	MU	MU	MU	MU	MU
	P. M.	P. M.	P. M.	P. M.	P. M.
	3719	0157	3243	3771	049

Trains Nos. 3833, 3719, 3771 will not run Nov. 22, Dec. 25, Jan. 1, Feb. 22.  
Trains Nos. 023, 0217, 0195, 0725 will not run Nov. 22, Dec. 25, Jan. 1,  
Feb. 22.  
Trains Nos. 3463, 3465, 3469, 3471 will run Saturday, Sunday and Nov. 22,  
Dec. 25, Jan. 1, Feb. 22.

STATIONS	FIRST CLASS		
	●3723 ‡DAILY EX. SAT. & SUN.	●0221 DAILY	●0735 DAILY
	Leave P. M.	P. M.	P. M.
NEW YORK (Hud. Ter.).....	\$ 4.38	\$ 4.50	\$ 5.00
JERSEY CITY.....	\$ 4.50		
JOURNAL SQUARE.....	4.54	\$ 5.00	\$ 5.10
HARRISON.....	5.01	\$ 5.08	\$ 5.18
NEWARK.....	\$ 5.03 MU	\$ 5.10 MU	\$ 5.20 MU
Arrive	P. M.	P. M.	P. M.
	3723	0221	0735

STATIONS	FIRST CLASS		
	●0155 ‡DAILY EX. SAT. & SUN.	●3475	●3837 ‡DAILY EX. SAT. & SUN.
	Leave P. M.	P. M.	P. M.
NEW YORK (Hud. Ter.).....	\$ 5.16	\$ 5.20	\$ 5.18
JERSEY CITY.....			\$ 5.28
JOURNAL SQUARE.....	\$ 5.26	\$ 5.30	\$ 5.32
HARRISON.....	\$ 5.34	\$ 5.38	5.39
NEWARK.....	\$ 5.36 MU	\$ 5.40 MU	\$ 5.41
Arrive	P. M.	P. M.	P. M.
	0155	3475	3837

STATIONS	FIRST CLASS		
	●3735 ‡DAILY EX. SAT. & SUN.	●029 ‡DAILY EX. SAT. & SUN.	●3479
	Leave P. M.	P. M.	P. M.
NEW YORK (Hud. Ter.).....	\$ 5.38	\$ 5.48	\$ 5.50
JERSEY CITY.....	\$ 5.49		
JOURNAL SQUARE.....	5.53	\$ 5.58	\$ 6.00
HARRISON.....	6.00	\$ 6.06	\$ 6.08
NEWARK.....	\$ 6.02 MU	\$ 6.08 MU	\$ 6.10 MU
Arrive	P. M.	P. M.	P. M.
	3735	029	3479

Trains Nos. 3723, 3837, 3735 will not run Nov. 22, Dec. 25, Jan. 1, Feb. 22.  
Trains Nos. 0155, 029 will not run Nov. 22, Dec. 25, Jan. 1, Feb. 22.  
Trains Nos. 3475, 3479 will run Saturday, Sunday and Nov. 22, Dec. 25, Jan. 1, Feb. 22.

	FIRST CLASS				
	●733 ‡DAILY EX. SAT. & SUN.	●02509 ‡DAILY EX. SAT. & SUN.	●3775 ‡DAILY EX. SAT. & SUN.	●03835	●3727 ‡DAILY EX. SAT. & SUN.
	Leave P. M.	P. M.	P. M.	P. M.	P. M.
	\$ 4.57	\$ 5.08	\$ 5.04	\$ 5.10	\$ 5.10
	\$ 5.07		\$ 5.15		\$ 5.20
	5.11	\$ 5.18	5.18	\$ 5.20	5.24
	\$ 5.18	\$ 5.26	5.26	\$ 5.28	5.31
	\$ 5.20 MU	\$ 5.28 MU	\$ 5.28 MU	\$ 5.30 MU	\$ 5.33 MU
	P. M.	P. M.	P. M.	P. M.	P. M.
	733	02509	3775	03835	3727

	FIRST CLASS				
	●03839 ‡DAILY EX. SAT. & SUN.	●3779 ‡DAILY EX. SAT. & SUN.	●3477	●3247 ‡DAILY EX. SAT. & SUN.	●0737 DAILY
	Leave P. M.	P. M.	P. M.	P. M.	P. M.
	\$ 5.24	\$ 5.22	\$ 5.30	\$ 5.32	\$ 5.40
		\$ 5.33			
	\$ 5.34	5.37	\$ 5.40	\$ 5.42	\$ 5.50
	\$ 5.42	5.44	\$ 5.48	\$ 5.50	\$ 5.58
	\$ 5.44 MU	\$ 5.46 MU	\$ 5.50 MU	\$ 5.52 MU	\$ 6.00 MU
	P. M.	P. M.	P. M.	P. M.	P. M.
	03839	3779	3477	3247	0737

	FIRST CLASS				
	●031 ‡DAILY EX. SAT. & SUN.	●3481	●3787 ‡DAILY EX. SAT. & SUN.	●065 ‡DAILY EX. SAT. & SUN.	●3483
	Leave P. M.	P. M.	P. M.	P. M.	P. M.
	\$ 5.56	\$ 6.00	\$ 5.55	\$ 6.04	\$ 6.10
			\$ 6.06		
	\$ 6.06	\$ 6.10	6.11	\$ 6.14	\$ 6.20
	\$ 6.14	\$ 6.18	6.18	\$ 6.22	\$ 6.28
	\$ 6.16 MU	\$ 6.20 MU	\$ 6.20 MU	\$ 6.24 MU	\$ 6.30 MU
	P. M.	P. M.	P. M.	P. M.	P. M.
	031	3481	3787	065	3483

Train No. 733 will not run Nov. 6, Nov. 22, Dec. 25, Jan. 1, Feb. 22.  
Trains Nos. 3775, 3727, 3779, 3787 will not run Nov. 22, Dec. 25, Jan. 1, Feb. 22.  
Trains Nos. 02509, 03839, 3247, 031, 065 will not run Nov. 22, Dec. 25, Jan. 1, Feb. 22.  
Trains Nos. 03835, 3477, 3481, 3483 will run Saturday, Sunday and Nov. 22, Dec. 25, Jan. 1, Feb. 22.

STATIONS	FIRST CLASS		
	●0151 ‡DAILY EX. SAT. & SUN.	●03739 DAILY	●01 DAILY
	P. M.	P. M.	P. M.
Leave			
NEW YORK (Hud. Ter.)	\$ 6.12	\$ 6.20	\$ 6.30
JERSEY CITY			
JOURNAL SQUARE	\$ 6.22	\$ 6.30	\$ 6.40
HARRISON	\$ 6.30	\$ 6.38	\$ 6.48
NEWARK	\$ 6.32	\$ 6.40	\$ 6.50
	MU	MU	MU
Arrive	P. M.	P. M.	P. M.
	0151	03739	01

STATIONS	FIRST CLASS		
	●0741 DAILY	●3485	●071 ‡DAILY EX. SAT. & SUN.
	P. M.	P. M.	P. M.
Leave			
NEW YORK (Hud. Ter.)	\$ 7.30	\$ 7.40	\$ 7.42
JERSEY CITY			
JOURNAL SQUARE	\$ 7.40	\$ 7.50	\$ 7.52
HARRISON	\$ 7.48	\$ 7.58	\$ 8.00
NEWARK	\$ 7.50	\$ 8.00	\$ 8.02
	MU	MU	MU
Arrive	P. M.	P. M.	P. M.
	0741	3485	071

STATIONS	FIRST CLASS		
	●0143 ‡DAILY EX. SAT. & SUN.	●3489	●039 DAILY
	P. M.	P. M.	P. M.
Leave			
NEW YORK (Hud. Ter.)	\$ 8.18	\$ 8.20	\$ 8.30
JERSEY CITY			
JOURNAL SQUARE	\$ 8.28	\$ 8.30	\$ 8.40
HARRISON	\$ 8.36	\$ 8.38	\$ 8.48
NEWARK	\$ 8.38	\$ 8.40	\$ 8.50
	MU	MU	MU
Arrive	P. M.	P. M.	P. M.
	0143	3489	039

Trains Nos. 0151, 071, 0143 will not run Nov. 22, Dec. 25, Jan. 1, Feb. 22.  
Trains Nos. 3485, 3489 will run Saturday, Sunday and Nov. 22, Dec. 25,  
Jan. 1, Feb. 22.

	FIRST CLASS				
	●0139 DAILY	●0225 DAILY	●3251 DAILY	●0171 DAILY	●03 DAILY
	P. M.	P. M.	P. M.	P. M.	P. M.
	\$ 6.40	\$ 6.50	\$ 7.00	\$ 7.10	\$ 7.20
	\$ 6.50	\$ 7.00	\$ 7.10	\$ 7.20	\$ 7.30
	\$ 6.58	\$ 7.08	\$ 7.18	\$ 7.28	\$ 7.38
	\$ 7.00	\$ 7.10	\$ 7.20	\$ 7.30	\$ 7.40
	MU	MU	MU	MU	MU
	P. M.	P. M.	P. M.	P. M.	P. M.
	0139	0225	3251	0171	03

	FIRST CLASS				
	●0285	●0607 ‡DAILY EX. SAT. & SUN.	●0799	●067 ‡DAILY EX. SAT. & SUN.	●3487
	P. M.	P. M.	P. M.	P. M.	P. M.
	\$ 7.50	\$ 7.54	\$ 8.00	\$ 8.06	\$ 8.10
	\$ 8.00	\$ 8.04	\$ 8.10	\$ 8.16	\$ 8.20
	\$ 8.08	\$ 8.12	\$ 8.18	\$ 8.24	\$ 8.28
	\$ 8.10	\$ 8.14	\$ 8.20	\$ 8.26	\$ 8.30
	MU	MU	MU	MU	MU
	P. M.	P. M.	P. M.	P. M.	P. M.
	0285	0607	0799	067	3487

	FIRST CLASS				
	●3491	●03843 ‡DAILY EX. SAT. & SUN.	●3493	●3259 DAILY	●3495
	P. M.	P. M.	P. M.	P. M.	P. M.
	\$ 8.40	\$ 8.45	\$ 8.50	\$ 9.00	\$ 9.10
	\$ 8.50	\$ 8.55	\$ 9.00	\$ 9.10	\$ 9.20
	\$ 8.58	\$ 9.03	\$ 9.08	\$ 9.18	\$ 9.28
	\$ 9.00	\$ 9.06	\$ 9.10	\$ 9.20	\$ 9.30
	MU	MU	MU	MU	MU
	P. M.	P. M.	P. M.	P. M.	P. M.
	3491	03843	3493	3259	3495

Trains Nos. 0607, 067, 03843 will not run Nov. 22, Dec. 25, Jan. 1, Feb. 22.  
Trains Nos. 0285, 0799, 3487, 3491, 3493, 3495 will run Saturday, Sunday  
and Nov. 22, Dec. 25, Jan. 1, Feb. 22.

STATIONS	FIRST CLASS		
	●03743 ‡DAILYEX. SAT. & SUN.	●3497	●3263 DAILY
Leave	P. M.	P. M.	P. M.
NEW YORK (Hud. Ter.).....	\$ 9.15	\$ 9.20	\$ 9.30
JERSEY CITY.....			
JOURNAL SQUARE.....	\$ 9.25	\$ 9.30	\$ 9.40
HARRISON.....	\$ 9.33	\$ 9.38	\$ 9.48
NEWARK.....	\$ 9.35	\$ 9.40	\$ 9.50
	MU	MU	MU
Arrive	P. M.	P. M.	P. M.
	03743	3497	3263

STATIONS	FIRST CLASS		
	●0743 ‡DAILYEX. SAT. & SUN.	●0161	●3271 DAILY
Leave	P. M.	P. M.	P. M.
NEW YORK (Hud. Ter.).....	\$ 10.15	\$ 10.20	\$ 10.30
JERSEY CITY.....			
JOURNAL SQUARE.....	\$ 10.25	\$ 10.30	\$ 10.40
HARRISON.....	\$ 10.33	\$ 10.38	\$ 10.48
NEWARK.....	\$ 10.35	\$ 10.40	\$ 10.50
	MU	MU	MU
Arrive	P. M.	P. M.	P. M.
	0743	0161	3271

STATIONS	FIRST CLASS		
	●0145	●0189 ‡DAILYEX. SAT. & SUN.	
Leave	P. M.	P. M.	
NEW YORK (Hud. Ter.).....	\$ 11.10	\$ 11.15	
JERSEY CITY.....			
JOURNAL SQUARE.....	\$ 11.20	\$ 11.25	
HARRISON.....	\$ 11.28	\$ 11.33	
NEWARK.....	\$ 11.30	\$ 11.35	
	MU	MU	
Arrive	P. M.	P. M.	
	0145	0189	

Trains Nos. 03743, 0743, 0189 will not run Nov. 22, Dec. 25, Jan. 1, Feb. 22.  
Trains Nos. 3497, 0161, 0145 will run Saturday, Sunday and Nov. 22,  
Dec. 25, Jan. 1, Feb. 22.

	FIRST CLASS				
	●3499	●03791 ‡DAILYEX. SAT. & SUN.	●3501	●0141 DAILY	●3503
	P. M.	P. M.	P. M.	P. M.	P. M.
	\$ 9.40	\$ 9.45	\$ 9.50	\$ 10.00	\$ 10.10
	\$ 9.50	\$ 9.55	\$ 10.00	\$ 10.10	\$ 10.20
	\$ 9.58	\$ 10.03	\$ 10.08	\$ 10.18	\$ 10.28
	\$ 10.00	\$ 10.05	\$ 10.10	\$ 10.20	\$ 10.30
	MU	MU	MU	MU	MU
	P. M.	P. M.	P. M.	P. M.	P. M.
	3499	03791	3501	0141	3503

	FIRST CLASS				
		●3507	●03795 ‡DAILYEX. SAT. & SUN.	●3509	●037 DAILY
		P. M.	P. M.	P. M.	P. M.
		\$ 10.40	\$ 10.45	\$ 10.50	\$ 11.00
		\$ 10.50	\$ 10.55	\$ 11.00	\$ 11.10
		\$ 10.58	\$ 11.03	\$ 11.08	\$ 11.18
		\$ 11.00	\$ 11.05	\$ 11.10	\$ 11.20
		MU	MU	MU	MU
		P. M.	P. M.	P. M.	P. M.
		3507	03795	3509	037

	FIRST CLASS				
	●3511	●0611 DAILY	●3513	●03847 ‡DAILYEX. SAT. & SUN.	●3517
	P. M.	P. M.	P. M.	P. M.	P. M.
	\$ 11.20	\$ 11.30	\$ 11.40	\$ 11.45	\$ 11.50
	\$ 11.30	\$ 11.40	\$ 11.50	\$ 11.55	\$ 12.00
	\$ 11.38	\$ 11.48	\$ 11.58	\$ 12.03	\$ 12.08
	\$ 11.40	\$ 11.50	\$ 12.00	\$ 12.05	\$ 12.10
	MU	MU	MU	MU	MU
	P. M.	P. M.	Midnight	A. M.	A. M.
	3511	0611	3513	03847	3517

Trains Nos. 03845, 03791, 03795, 03847 will not run Nov. 22, Dec. 25,  
Jan. 1, Feb. 22.  
Trains Nos. 3499, 3501, 3503, 3507, 3509, 3511, 3513, 3517 will run  
Saturday, Sunday and Nov. 22, Dec. 25, Jan. 1, Feb. 22.

STATIONS	FIRST CLASS			
	3200	0270	3202	3204
Arrive	A. M.	A. M.	A. M.	A. M.
NEW YORK (Hud. Ter.).....	\$ 12.21	\$ 12.35	\$ 12.50	\$ 1.05
JERSEY CITY.....				
JOURNAL SQUARE.....	\$ 12.11	\$ 12.25	\$ 12.40	\$ 12.55
HARRISON.....	\$ 12.03	\$ 12.17	\$ 12.32	\$ 12.47
NEWARK.....	\$ 12.01	\$ 12.15	\$ 12.30	\$ 12.45
	MU	MU	MU	MU
Leave	A. M.	A. M.	A. M.	A. M.
	DAILY	DAILY	DAILY	DAILY
	●3200	●0270	●3202	●3204

STATIONS	FIRST CLASS			
	3212	0162	018	3214
Arrive	A. M.	A. M.	A. M.	A. M.
NEW YORK (Hud. Ter.).....	\$ 4.10	\$ 4.40	\$ 5.10	\$ 5.30
JERSEY CITY.....				
JOURNAL SQUARE.....	\$ 4.00	\$ 4.30	\$ 5.00	\$ 5.20
HARRISON.....	\$ 3.52	\$ 4.22	\$ 4.52	\$ 5.12
NEWARK.....	\$ 3.50	\$ 4.20	\$ 4.50	\$ 5.10
	MU	MU	MU	MU
Leave	A. M.	A. M.	A. M.	A. M.
	DAILY	DAILY	DAILY	‡DAILY EX. SAT. & SUN.
	●3212	●0162	●018	●3214

STATIONS	FIRST CLASS			
	3222	3224	0108	3226
Arrive	A. M.	A. M.	A. M.	A. M.
NEW YORK (Hud. Ter.).....	\$ 6.20	\$ 6.21	\$ 6.30	\$ 6.31
JERSEY CITY.....				
JOURNAL SQUARE.....	\$ 6.10	\$ 6.11	\$ 6.20	\$ 6.21
HARRISON.....	\$ 6.02	\$ 6.03	\$ 6.12	\$ 6.13
NEWARK.....	\$ 6.00	\$ 6.01	\$ 6.10	\$ 6.11
	MU	MU	MU	MU
Leave	A. M.	A. M.	A. M.	A. M.
	DAILY EX. SAT.	SAT. ONLY	‡DAILY EX. SAT. & SUN.	SAT. ONLY
	●3222	●3224	●0108	●3226

Trains Nos. 3214, 0108 will not run Nov. 22, Dec. 25, Jan. 1, Feb. 22.

FIRST CLASS					
0150	3206	0186	3208	0172	3210
A. M.	A. M.	A. M.	A. M.	A. M.	A. M.
\$ 1.20	\$ 1.40	\$ 2.10	\$ 2.40	\$ 3.10	\$ 3.40
\$ 1.10	\$ 1.30	\$ 2.00	\$ 2.30	\$ 3.00	\$ 3.30
\$ 1.02	\$ 1.22	\$ 1.52	\$ 2.22	\$ 2.52	\$ 3.22
\$ 1.00	\$ 1.20	\$ 1.50	\$ 2.20	\$ 2.50	\$ 3.20
MU	MU	MU	MU	MU	MU
A. M.	A. M.	A. M.	A. M.	A. M.	A. M.
DAILY	DAILY	DAILY	DAILY	DAILY	DAILY
●0150	●3206	●0186	●3208	●0172	●3210

FIRST CLASS					
3402	3216	3404	3218	0102	3220
A. M.	A. M.	A. M.	A. M.	A. M.	A. M.
\$ 5.40	\$ 5.50	\$ 6.00	\$ 6.01	\$ 6.05	\$ 6.11
\$ 5.30	\$ 5.40	\$ 5.50	\$ 5.51	\$ 5.55	\$ 6.01
\$ 5.22	\$ 5.32	\$ 5.42	\$ 5.43	\$ 5.47	\$ 5.53
\$ 5.20	\$ 5.30	\$ 5.40	\$ 5.41	\$ 5.45	\$ 5.51
MU	MU	MU	MU	MU	MU
A. M.	A. M.	A. M.	A. M.	A. M.	A. M.
	‡DAILY EX. SUN.		SAT. ONLY	‡DAILY EX. SAT. & SUN.	SAT. ONLY
●3402	●3216	●3404	●3218	●0102	●3220

FIRST CLASS					
3406	3228	3230	03750	3232	022
A. M.	A. M.	A. M.	A. M.	A. M.	A. M.
\$ 6.35	\$ 6.40	\$ 6.41	\$ 6.50	\$ 6.51	\$ 7.00
\$ 6.25	\$ 6.30	\$ 6.31	\$ 6.40	\$ 6.41	\$ 6.50
\$ 6.17	\$ 6.22	\$ 6.23	\$ 6.32	\$ 6.33	\$ 6.42
\$ 6.15	\$ 6.20	\$ 6.21	\$ 6.30	\$ 6.31	\$ 6.40
MU	MU	MU	MU	MU	MU
A. M.	A. M.	A. M.	A. M.	A. M.	A. M.
	‡DAILY EX. SAT. & SUN.	SAT. ONLY	DAILY EX. SAT.	SAT. ONLY	‡DAILY EX. SAT. & SUN.
●3406	●3228	●3230	●03750	●3232	●022

Trains Nos. 3216, 0102, 3228, 022 will not run Nov. 22, Dec. 25, Jan. 1, Feb. 22.

Train No. 3402 will run Saturday, Sunday and Nov. 22, Dec. 25, Jan. 1, Feb. 22.

Trains Nos. 3404, 3406 will run Sunday and Nov. 22, Dec. 25, Jan. 1, Feb. 22.



STATIONS	FIRST CLASS			
	3234	3408	0110	3236
Arrive	A. M.	A. M.	A. M.	A. M.
NEW YORK (Hud. Ter.).....	\$ 7.01	\$ 7.05	\$ 7.10	\$ 7.11
JERSEY CITY.....				
JOURNAL SQUARE.....	\$ 6.51	\$ 6.55	\$ 7.00	\$ 7.01
HARRISON.....	\$ 6.43	\$ 6.47	\$ 6.52	\$ 6.53
NEWARK.....	\$ 6.41	\$ 6.45	\$ 6.50	\$ 6.51
	MU	MU	MU	MU
Leave	A. M.	A. M.	A. M.	A. M.
	SAT. ONLY		‡DAILYEX. SAT. & SUN.	SAT. ONLY
	●3234	●3408	●0110	●3236

STATIONS	FIRST CLASS			
	0468	3242	3244	3246
Arrive	A. M.	A. M.	A. M.	A. M.
NEW YORK (Hud. Ter.).....	\$ 7.40	\$ 7.41	\$ 7.50	\$ 7.51
JERSEY CITY.....				
JOURNAL SQUARE.....	\$ 7.30	\$ 7.31	\$ 7.40	\$ 7.41
HARRISON.....	\$ 7.22	\$ 7.23	\$ 7.32	\$ 7.33
NEWARK.....	\$ 7.20	\$ 7.21	\$ 7.30	\$ 7.31
	MU	MU	MU	MU
Leave	A. M.	A. M.	A. M.	A. M.
	‡DAILYEX. SAT. & SUN.	SAT. ONLY	DAILY EX. SAT.	SAT. ONLY
	●0468	●3242	●3244	●3246

STATIONS	FIRST CLASS			
	3756	3710	038	252
Arrive	A. M.	A. M.	A. M.	A. M.
NEW YORK (Hud. Ter.).....	\$ 8.17	\$ 8.26	\$ 8.22	\$ 8.33
JERSEY CITY.....	\$ 8.09	\$ 8.16		\$ 8.22
JOURNAL SQUARE.....	8.05	8.11	\$ 8.12	8.17
HARRISON.....	7.53	8.03	\$ 8.04	8.10
NEWARK.....	\$ 7.56	\$ 8.02	\$ 8.02	\$ 8.09
	MU	MU		MU
Leave	A. M.	A. M.	A. M.	A. M.
	‡DAILYEX. SAT. & SUN.	‡DAILYEX. SAT. & SUN.	DAILY	‡DAILYEX. SAT. & SUN.
	●3756	●3710	●038	●252

Trains Nos. 3756, 3710, 252 will not run Nov. 22, Dec. 25, Jan. 1, Feb. 22.  
Trains Nos. 0110, 0468 will not run Nov. 22, Dec. 25, Jan. 1, Feb. 22.  
Train No. 3408 will run Sunday and Nov. 22, Dec. 25, Jan. 1, Feb. 22.

FIRST CLASS					
03812	3238	016	3240	3706	3412
A. M.	A. M.	A. M.	A. M.	A. M.	A. M.
\$ 7.20	\$ 7.21	\$ 7.30	\$ 7.31	\$ 7.34	\$ 7.35
				\$ 7.26	
\$ 7.10	\$ 7.11	\$ 7.20	\$ 7.21	7.22	\$ 7.25
\$ 7.02	\$ 7.03	\$ 7.12	\$ 7.13	7.14	\$ 7.17
\$ 7.00	\$ 7.01	\$ 7.10	\$ 7.11	\$ 7.12	\$ 7.15
MU	MU	MU	MU	MU	MU
A. M.	A. M.	A. M.	A. M.	A. M.	A. M.
DAILY EX. SAT.	SAT. ONLY	‡DAILYEX. SAT. & SUN.	SAT. ONLY	‡DAILYEX. SAT. & SUN.	
●03812	●3238	●016	●3240	●3706	●3412

FIRST CLASS					
02500	3414	3752	0604	3416	03708
A. M.	A. M.	A. M.	A. M.	A. M.	A. M.
\$ 7.53	\$ 8.01	\$ 8.04	\$ 8.06	\$ 8.11	\$ 8.14
		\$ 7.53			
\$ 7.48	\$ 7.51	7.54	\$ 7.56	\$ 8.01	\$ 8.04
\$ 7.40	\$ 7.43	7.45	\$ 7.48	\$ 7.53	\$ 7.56
\$ 7.38	\$ 7.41	\$ 7.44	\$ 7.46	\$ 7.51	\$ 7.54
MU	MU	MU	MU	MU	MU
A. M.	A. M.	A. M.	A. M.	A. M.	A. M.
‡DAILYEX. SAT. & SUN.		‡DAILYEX. SAT. & SUN.	‡DAILYEX. SAT. & SUN.		‡DAILYEX. SAT. & SUN.
●02500	●3414	●3752	●0604	●3416	●03708

FIRST CLASS					
040	3418	704	0734	3758	3420
A. M.	A. M.	A. M.	A. M.	A. M.	A. M.
\$ 8.30	\$ 8.32	\$ 8.33	\$ 8.33	\$ 8.42	\$ 8.41
		\$ 8.29		\$ 8.34	
\$ 8.20	\$ 8.22	8.24	\$ 8.28	8.30	\$ 8.31
\$ 8.12	\$ 8.18	8.17	\$ 8.20	8.22	\$ 8.23
\$ 8.10	\$ 8.12	\$ 8.15	\$ 8.18	\$ 8.20	\$ 8.21
MU	MU		MU	MU	MU
A. M.	A. M.	A. M.	A. M.	A. M.	A. M.
‡DAILYEX. SAT. & SUN.		‡DAILYEX. SAT. & SUN.	‡DAILYEX. SAT. & SUN.	‡DAILYEX. SAT. & SUN.	
●040	●3418	●704	●0734	●3758	●3420

Train No. 704 will not run Nov. 6, Nov. 22, Dec. 25, Jan. 1, Feb. 22.  
Trains Nos. 3706, 3752, 3758 will not run Nov. 22, Dec. 25, Jan. 1, Feb. 22.  
Trains Nos. 016, 02500, 0604, 03708, 0734 will not run Nov. 22, Dec. 25, Jan. 1, Feb. 22.  
Train No. 3412 will run Sunday and Nov. 22, Dec. 25, Jan. 1, Feb. 22.  
Trains Nos. 3414, 3416, 3418, 3420 will run Saturday, Sunday and Nov. 22, Dec. 25, Jan. 1, Feb. 22.

STATIONS	FIRST CLASS			
	0254	0274	0706	3816
	A. M.	A. M.	A. M.	A. M.
Arrive				
NEW YORK (Hud. Ter.).....	\$ 8.46	\$ 8.51	\$ 8.54	\$ 8.58
JERSEY CITY.....				\$ 8.50
JOURNAL SQUARE.....	\$ 8.36	\$ 8.41	\$ 8.44	8.45
HARRISON.....	\$ 8.28	\$ 8.33	\$ 8.36	8.37
NEWARK.....	\$ 8.26	\$ 8.31	\$ 8.34	\$ 8.36
	MU	MU	MU	
Leave	A. M.	A. M.	A. M.	A. M.
	‡DAILYEX. SAT. & SUN.		‡DAILYEX. SAT. & SUN.	‡DAILYEX. SAT. & SUN.
	●0254	●0274	●0706	●3816

STATIONS	FIRST CLASS			
	3250	04244	0118	710
	A. M.	A. M.	A. M.	A. M.
Arrive				
NEW YORK (Hud. Ter.).....	\$ 9.18	\$ 9.21	\$ 9.26	\$ 9.31
JERSEY CITY.....				\$ 9.21
JOURNAL SQUARE.....	\$ 9.08	\$ 9.11	\$ 9.16	9.16
HARRISON.....	\$ 9.00	\$ 9.03	\$ 9.08	9.09
NEWARK.....	\$ 8.58	\$ 9.01	\$ 9.06	\$ 9.07
	MU	MU	MU	
Leave	A. M.	A. M.	A. M.	A. M.
	‡DAILYEX. SAT. & SUN.		‡DAILYEX. SAT. & SUN.	‡DAILYEX. SAT. & SUN.
	●3250	●04244	●0118	●710

STATIONS	FIRST CLASS			
	0256	3428	3722	
	A. M.	A. M.	A. M.	
Arrive				
NEW YORK (Hud. Ter.).....	\$ 10.02	\$ 10.11	\$ 10.15	
JERSEY CITY.....			\$ 10.07	
JOURNAL SQUARE.....	\$ 9.52	\$ 10.01	10.02	
HARRISON.....	\$ 9.44	\$ 9.53	9.55	
NEWARK.....	\$ 9.42	\$ 9.51	\$ 9.54	
	MU	MU	MU	
Leave	A. M.	A. M.	A. M.	
	DAILY		‡DAILYEX. SAT. & SUN.	
	●0256	●3428	●3722	

Train No. 710 will not run Nov. 6, Nov. 22, Dec. 25, Jan. 1, Feb. 22.  
 Trains Nos. 3816, 3722 will not run Nov. 22, Dec. 25, Jan. 1, Feb. 22.  
 Trains Nos. 0254, 0706, 3250, 0118 will not run Nov. 22, Dec. 25, Jan. 1, Feb. 22.  
 Trains Nos. 0274, 04244, 3428 will run Saturday, Sunday and Nov. 22, Dec. 25, Jan. 1, Feb. 22.

FIRST CLASS					
3718	3424	0200	3818	0608	3248
A. M.	A. M.	A. M.	A. M.	A. M.	A. M.
\$ 9.02	\$ 9.01	\$ 9.02	\$ 9.13	\$ 9.10	\$ 9.11
\$ 8.55			\$ 9.03		
8.50	\$ 8.51	\$ 8.52	8.58	\$ 9.00	\$ 9.01
8.42	\$ 8.43	\$ 8.44	8.51	\$ 8.52	\$ 8.53
\$ 8.41	\$ 8.41	\$ 8.42	\$ 8.50	\$ 8.50	\$ 8.51
MU	MU	MU		MU	MU
A. M.	A. M.	A. M.	A. M.	A. M.	A. M.
‡DAILYEX. SAT. & SUN.		‡DAILYEX. SAT. & SUN.	‡DAILYEX. SAT. & SUN.	DAILY EX. SAT.	SAT. ONLY
●3718	●3424	●0200	●3818	●0608	●3248

FIRST CLASS					
3426	030	028	0712	0742	3760
A. M.	A. M.	A. M.	A. M.	A. M.	A. M.
\$ 9.31	\$ 9.34	\$ 9.42	\$ 9.50	\$ 9.51	\$ 10.00
					\$ 9.51
\$ 9.21	\$ 9.24	\$ 9.32	\$ 9.40	\$ 9.41	9.47
\$ 9.13	\$ 9.16	\$ 9.24	\$ 9.32	\$ 9.33	9.39
\$ 9.11	\$ 9.14	\$ 9.22	\$ 9.30	\$ 9.31	\$ 9.38
MU	MU	MU	MU	MU	MU
A. M.	A. M.	A. M.	A. M.	A. M.	A. M.
	‡DAILYEX. SAT. & SUN.	DAILY	‡DAILYEX. SAT. & SUN.		‡DAILYEX. SAT. & SUN.
●3426	●030	●028	●0712	●0742	●3760

FIRST CLASS					
	064	3430	0104	3432	3252
	A. M.	A. M.	A. M.	A. M.	A. M.
	\$ 10.14	\$ 10.21	\$ 10.26	\$ 10.31	\$ 10.38
	\$ 10.04	\$ 10.11	\$ 10.16	\$ 10.21	\$ 10.28
	\$ 9.56	\$ 10.03	\$ 10.08	\$ 10.13	\$ 10.20
	\$ 9.54	\$ 10.01	\$ 10.06	\$ 10.11	\$ 10.18
	MU	MU	MU	MU	MU
	A. M.	A. M.	A. M.	A. M.	A. M.
	‡DAILYEX. SAT. & SUN.		‡DAILYEX. SAT. & SUN.		‡DAILYEX. SAT. & SUN.
	●064	●3430	●0104	●3432	●3252

Trains Nos. 3718, 3818, 3760 will not run Nov. 22, Dec. 25, Jan. 1, Feb. 22.  
 Trains Nos. 0200, 030, 0712, 064, 0104, 3252 will not run Nov. 22, Dec. 25, Jan. 1, Feb. 22.  
 Trains Nos. 3424, 3426, 0742, 3430, 3432 will run Saturday, Sunday and Nov. 22, Dec. 25, Jan. 1, Feb. 22.

STATIONS	FIRST CLASS		
	3434	0204	3436
Arrive	A. M.	A. M.	A. M.
NEW YORK (Hud. Ter.).....	\$ 10.41	\$ 10.50	\$ 10.51
JERSEY CITY.....			
JOURNAL SQUARE.....	\$ 10.31	\$ 10.40	\$ 10.41
HARRISON.....	\$ 10.23	\$ 10.32	\$ 10.33
NEWARK.....	\$ 10.21	\$ 10.30	\$ 10.31
	MU	MU	MU
Leave	A. M.	A. M.	A. M.
	●3434	‡DAILYEX. SAT. & SUN. ●0204	●3436

STATIONS	FIRST CLASS		
	3254	3444	0122
Arrive	A. M.	A. M.	A. M.
NEW YORK (Hud. Ter.).....	\$ 11.26	\$ 11.31	\$ 11.38
JERSEY CITY.....			
JOURNAL SQUARE.....	\$ 11.16	\$ 11.21	\$ 11.28
HARRISON.....	\$ 11.08	\$ 11.13	\$ 11.20
NEWARK.....	\$ 11.06	\$ 11.11	\$ 11.18
	MU	MU	MU
Leave	A. M.	A. M.	A. M.
	‡DAILYEX. SAT. & SUN. ●3254	●3444	‡DAILYEX. SAT. & SUN. ●0122

STATIONS	FIRST CLASS		
	3452	02	3454
Arrive	P. M.	P. M.	P. M.
NEW YORK (Hud. Ter.).....	\$ 12.11	\$ 12.14	\$ 12.21
JERSEY CITY.....			
JOURNAL SQUARE.....	\$ 12.01	\$ 12.04	\$ 12.11
HARRISON.....	\$ 11.53	\$ 11.56	\$ 12.03
NEWARK.....	\$ 11.51	\$ 11.54	\$ 12.01
	MU	MU	MU
Leave	A. M.	A. M.	P. M.
	●3452	‡DAILYEX. SAT. & SUN. ●02	●3454

Trains Nos. 0204, 3254, 0122, 02 will not run Nov. 22, Dec. 25, Jan. 1, Feb. 22.

Trains Nos. 3434, 3436, 3444, 3452, 3454 will run Saturday, Sunday and Nov. 22, Dec. 25, Jan. 1, Feb. 22.

	FIRST CLASS				
	3438	0188	3440	0714	3442
	A. M.	A. M.	A. M.	A. M.	A. M.
	\$ 11.01	\$ 11.02	\$ 11.11	\$ 11.14	\$ 11.21
	\$ 10.51	\$ 10.52	\$ 11.01	\$ 11.04	\$ 11.11
	\$ 10.43	\$ 10.44	\$ 10.53	\$ 10.56	\$ 11.03
	\$ 10.41	\$ 10.42	\$ 10.51	\$ 10.54	\$ 11.01
	MU	MU	MU	MU	MU
	A. M.	A. M.	A. M.	A. M.	A. M.
	●3438	‡DAILYEX. SAT. & SUN. ●0188	●3440	‡DAILYEX. SAT. & SUN. ●0714	●3442

	FIRST CLASS				
	3446	0206	3448	3450	070
	A. M.	A. M.	A. M.	P. M.	P. M.
	\$ 11.41	\$ 11.50	\$ 11.51	\$ 12.01	\$ 12.02
	\$ 11.31	\$ 11.40	\$ 11.41	\$ 11.51	\$ 11.52
	\$ 11.23	\$ 11.32	\$ 11.33	\$ 11.43	\$ 11.44
	\$ 11.21	\$ 11.30	\$ 11.31	\$ 11.41	\$ 11.42
	MU	MU	MU	MU	MU
	A. M.	A. M.	A. M.	A. M.	A. M.
	●3446	‡DAILYEX. SAT. & SUN. ●0206	●3448	●3450	‡DAILYEX. SAT. & SUN. ●070

	FIRST CLASS				
	0628	3456	03826	3458	0208
	P. M.	P. M.	P. M.	P. M.	P. M.
	\$ 12.26	\$ 12.31	\$ 12.38	\$ 12.41	\$ 12.50
	\$ 12.16	\$ 12.21	\$ 12.28	\$ 12.31	\$ 12.40
	\$ 12.08	\$ 12.13	\$ 12.20	\$ 12.23	\$ 12.32
	\$ 12.06	\$ 12.11	\$ 12.18	\$ 12.21	\$ 12.30
	MU	MU	MU	MU	MU
	P. M.	P. M.	P. M.	P. M.	P. M.
	‡DAILYEX. SAT. & SUN. ●0628	●3456	‡DAILYEX. SAT. & SUN. ●03826	●3458	‡DAILYEX. SAT. & SUN. ●0208

Trains Nos. 0188, 0714, 0206, 070, 0628, 03826, 0208 will not run Nov. 22, Dec. 25, Jan. 1, Feb. 22.

Trains Nos. 3438, 3440, 3442, 3446, 3448, 3450, 3456, 3458 will run Saturday, Sunday and Nov. 22, Dec. 25, Jan. 1, Feb. 22.

STATIONS	FIRST CLASS		
	3460	3462	0180
Arrive	P. M.	P. M.	P. M.
NEW YORK (Hud. Ter.).....	\$ 12.51	\$ 1.01	\$ 1.02
JERSEY CITY.....			
JOURNAL SQUARE.....	\$ 12.41	\$ 12.51	\$ 12.52
HARRISON.....	\$ 12.33	\$ 12.43	\$ 12.44
NEWARK.....	\$ 12.31	\$ 12.41	\$ 12.42
	MU	MU	MU
Leave	P. M.	P. M.	P. M.
	●3460	●3462	●0180
			‡DAILYEX. SAT. & SUN.

STATIONS	FIRST CLASS		
	0148	3470	0210
Arrive	P. M.	P. M.	P. M.
NEW YORK (Hud. Ter.).....	\$ 1.38	\$ 1.41	\$ 1.50
JERSEY CITY.....			
JOURNAL SQUARE.....	\$ 1.28	\$ 1.31	\$ 1.40
HARRISON.....	\$ 1.20	\$ 1.23	\$ 1.32
NEWARK.....	\$ 1.18	\$ 1.21	\$ 1.80
	MU	MU	MU
Leave	P. M.	P. M.	P. M.
	‡DAILYEX. SAT. & SUN.	●0148	●3470
			●0210
			‡DAILYEX. SAT. & SUN.

STATIONS	FIRST CLASS		
	0752	0744	3478
Arrive	P. M.	P. M.	P. M.
NEW YORK (Hud. Ter.).....	\$ 2.21	\$ 2.26	\$ 2.31
JERSEY CITY.....			
JOURNAL SQUARE.....	\$ 2.11	\$ 2.16	\$ 2.21
HARRISON.....	\$ 2.03	\$ 2.08	\$ 2.13
NEWARK.....	\$ 2.01	\$ 2.06	\$ 2.11
	MU	MU	MU
Leave	P. M.	P. M.	P. M.
	●0752	‡DAILYEX. SAT. & SUN.	●0744
			●3478
			‡DAILYEX. SAT. & SUN.

Trains Nos. 0180, 0148, 0210, 0744 will not run Nov. 22, Dec. 25, Jan. 1, Feb. 22.

Trains Nos. 3460, 3462, 3470, 0752, 3478 will run Saturday, Sunday and Nov. 22, Dec. 25, Jan. 1, Feb. 22.

	FIRST CLASS				
	3464	0126	3466	3256	3468
	P. M.	P. M.	P. M.	P. M.	P. M.
	\$ 1.11	\$ 1.14	\$ 1.21	\$ 1.26	\$ 1.31
	\$ 1.01	\$ 1.04	\$ 1.11	\$ 1.16	\$ 1.21
	\$ 12.53	\$ 12.56	\$ 1.03	\$ 1.08	\$ 1.13
	\$ 12.51	\$ 12.54	\$ 1.01	\$ 1.06	\$ 1.11
	MU	MU	MU	MU	MU
	P. M.	P. M.	P. M.	P. M.	P. M.
	●3464	‡DAILYEX. SAT. & SUN.	●0126	●3466	‡DAILYEX. SAT. & SUN.
				●3256	●3468

	FIRST CLASS				
	3472	3474	0174	3476	0128
	P. M.	P. M.	P. M.	P. M.	P. M.
	\$ 1.51	\$ 2.01	\$ 2.02	\$ 2.11	\$ 2.14
	\$ 1.41	\$ 1.51	\$ 1.52	\$ 2.01	\$ 2.04
	\$ 1.33	\$ 1.43	\$ 1.44	\$ 1.53	\$ 1.56
	\$ 1.31	\$ 1.41	\$ 1.42	\$ 1.51	\$ 1.54
	MU	MU	MU	MU	MU
	P. M.	P. M.	P. M.	P. M.	P. M.
	●3472	●3474	‡DAILYEX. SAT. & SUN.	●0174	●3476
					‡DAILYEX. SAT. & SUN.
					●0128

	FIRST CLASS				
	3258	3480	0212	3482	3484
	P. M.	P. M.	P. M.	P. M.	P. M.
	\$ 2.38	\$ 2.41	\$ 2.50	\$ 2.51	\$ 3.01
	\$ 2.28	\$ 2.31	\$ 2.40	\$ 2.41	\$ 2.51
	\$ 2.20	\$ 2.23	\$ 2.32	\$ 2.33	\$ 2.43
	\$ 2.18	\$ 2.21	\$ 2.30	\$ 2.31	\$ 2.41
	MU	MU	MU	MU	MU
	P. M.	P. M.	P. M.	P. M.	P. M.
	‡DAILYEX. SAT. & SUN.	●3258	●3480	‡DAILYEX. SAT. & SUN.	●0212
					●3482
					●3484

Trains Nos. 0126, 3256, 0174, 0128, 3258, 0212 will not run Nov. 22, Dec. 25, Jan. 1, Feb. 22.

Trains Nos. 3464, 3466, 3468, 3472, 3474, 3476, 3480, 3482, 3484 will run Saturday, Sunday and Nov. 22, Dec. 25, Jan. 1, Feb. 22.

STATIONS	FIRST CLASS		
	0260	3486	0130
Arrive	P. M.	P. M.	P. M.
NEW YORK (Hud. Ter.).....	\$ 3.02	\$ 3.11	\$ 3.14
JERSEY CITY.....			
JOURNAL SQUARE.....	\$ 2.52	\$ 3.01	\$ 3.04
HARRISON.....	\$ 2.44	\$ 2.53	\$ 2.56
NEWARK.....	\$ 2.42	\$ 2.51	\$ 2.54
	MU	MU	MU
Leave	P. M.	P. M.	P. M.
	‡DAILYEX. SAT. & SUN.		‡DAILYEX. SAT. & SUN.
	●0260	●3486	●0130

STATIONS	FIRST CLASS		
	0214	3492	0176
Arrive	P. M.	P. M.	P. M.
NEW YORK (Hud. Ter.).....	\$ 3.50	\$ 3.51	\$ 4.01
JERSEY CITY.....			
JOURNAL SQUARE.....	\$ 3.40	\$ 3.41	\$ 3.51
HARRISON.....	\$ 3.32	\$ 3.33	\$ 3.43
NEWARK.....	\$ 3.30	\$ 3.31	\$ 3.41
	MU	MU	MU
Leave	P. M.	P. M.	P. M.
	‡DAILYEX. SAT. & SUN.		DAILY
	●0214	●3492	●0176

STATIONS	FIRST CLASS		
	0720	3264	04234
Arrive	P. M.	P. M.	P. M.
NEW YORK (Hud. Ter.).....	\$ 5.01	\$ 5.09	\$ 5.11
JERSEY CITY.....			
JOURNAL SQUARE.....	\$ 4.51	\$ 4.59	\$ 5.01
HARRISON.....	\$ 4.43	\$ 4.51	\$ 4.53
NEWARK.....	\$ 4.41	\$ 4.49	\$ 4.51
	MU	MU	MU
Leave	P. M.	P. M.	P. M.
	DAILY	‡DAILYEX. SAT. & SUN.	
	●0720	●3264	●04234

Trains Nos. 0260, 0130, 0214, 3264 will not run Nov. 22, Dec. 25, Jan. 1, Feb. 22.

Trains Nos. 3486, 3492, 04234 will run Saturday, Sunday and Nov. 22, Dec. 25, Jan. 1, Feb. 22.

	FIRST CLASS				
	3488	0718	3490	03772	0782
	P. M.	P. M.	P. M.	P. M.	P. M.
	\$ 3.21	\$ 3.26	\$ 3.31	\$ 3.38	\$ 3.41
	\$ 3.11	\$ 3.16	\$ 3.21	\$ 3.28	\$ 3.31
	\$ 3.03	\$ 3.08	\$ 3.13	\$ 3.20	\$ 3.23
	\$ 3.01	\$ 3.06	\$ 3.11	\$ 3.18	\$ 3.21
	MU	MU	MU	MU	MU
	P. M.	P. M.	P. M.	P. M.	P. M.
	●3488	‡DAILYEX. SAT. & SUN. ●0718	●3490	‡DAILYEX. SAT. & SUN. ●03772	●0782

	FIRST CLASS				
	3260	03828	3262	032	0216
	P. M.	P. M.	P. M.	P. M.	P. M.
	\$ 4.11	\$ 4.21	\$ 4.31	\$ 4.41	\$ 4.51
	\$ 4.01	\$ 4.11	\$ 4.21	\$ 4.31	\$ 4.41
	\$ 3.53	\$ 4.03	\$ 4.13	\$ 4.23	\$ 4.33
	\$ 3.51	\$ 4.01	\$ 4.11	\$ 4.21	\$ 4.31
	MU	MU	MU	MU	MU
	P. M.	P. M.	P. M.	P. M.	P. M.
	DAILY	DAILY	DAILY	DAILY	DAILY
	●3260	●03828	●3262	●032	●0216

	FIRST CLASS				
	3266	3494	0132	04254	0264
	P. M.	P. M.	P. M.	P. M.	P. M.
	\$ 5.17	\$ 5.21	\$ 5.26	\$ 5.31	\$ 5.33
	\$ 5.07	\$ 5.11	\$ 5.15	\$ 5.21	\$ 5.23
	\$ 4.59	\$ 5.03	\$ 5.07	\$ 5.13	\$ 5.15
	\$ 4.57	\$ 5.01	\$ 5.05	\$ 5.11	\$ 5.13
	MU	MU	MU	MU	MU
	P. M.	P. M.	P. M.	P. M.	P. M.
	‡DAILYEX. SAT. & SUN. ●3266	●3494	‡DAILYEX. SAT. & SUN. ●0132	●04254	‡DAILYEX. SAT. & SUN. ●0264

Trains Nos. 0718, 03772, 3266, 0132, 0264 will not run Nov. 22, Dec. 25, Jan. 1, Feb. 22.

Trains Nos. 3488, 3490, 0782, 3494, 04254 will run Saturday, Sunday and Nov. 22, Dec. 25, Jan. 1, Feb. 22.

STATIONS	FIRST CLASS		
	3778	054	3268
Arrive	P. M.	P. M.	P. M.
NEW YORK (Hud. Ter.).....	\$ 5.39	\$ 5.41	\$ 5.49
JERSEY CITY.....	\$ 5.30		
JOURNAL SQUARE.....	5.25	5.31	5.39
HARRISON.....	5.17	5.23	5.31
NEWARK.....	\$ 5.16	\$ 5.21	\$ 5.29
	MU	MU	MU
Leave	P. M.	P. M.	P. M.
	‡DAILY EX. SAT. & SUN.	DAILY	‡DAILY EX. SAT. & SUN.
	●3778	●054	●3268

STATIONS	FIRST CLASS		
	3500	0142	03780
Arrive	P. M.	P. M.	P. M.
NEW YORK (Hud. Ter.).....	\$ 6.11	\$ 6.13	\$ 6.21
JERSEY CITY.....			
JOURNAL SQUARE.....	\$ 6.01	\$ 6.03	\$ 6.11
HARRISON.....	\$ 5.53	\$ 5.55	\$ 6.03
NEWARK.....	\$ 5.51	\$ 5.53	\$ 6.01
	MU	MU	MU
Leave	P. M.	P. M.	P. M.
		‡DAILY EX. SAT. & SUN.	DAILY
	●3500	●0142	●03780

STATIONS	FIRST CLASS		
	03840	0266	04206
Arrive	P. M.	P. M.	P. M.
NEW YORK (Hud. Ter.).....	\$ 7.11	\$ 7.21	\$ 7.31
JERSEY CITY.....			
JOURNAL SQUARE.....	\$ 7.01	\$ 7.11	\$ 7.21
HARRISON.....	\$ 6.53	\$ 7.03	\$ 7.13
NEWARK.....	\$ 6.51	\$ 7.01	\$ 7.11
	MU	MU	MU
Leave	P. M.	P. M.	P. M.
	DAILY	DAILY	
	●03840	●0266	●04206

Train No. 3778 will not run Nov. 22, Dec. 25, Jan. 1, Feb. 22.  
Trains Nos. 3268, 0142 will not run Nov. 22, Dec. 25, Jan. 1, Feb. 22.  
Trains Nos. 3500, 04206 will run Saturday, Sunday and Nov. 22, Dec. 25, Jan. 1, Feb. 22.

	FIRST CLASS				
	3496	3730	0218	3498	01072
	P. M.	P. M.	P. M.	P. M.	P. M.
	\$ 5.51	\$ 5.56	\$ 5.57	\$ 6.01	\$ 6.05
		\$ 5.46			
	\$ 5.41	5.42	\$ 5.47	\$ 5.51	\$ 5.55
	\$ 5.33	5.35	\$ 5.39	\$ 5.43	\$ 5.47
	\$ 5.31	\$ 5.33	\$ 5.37	\$ 5.41	\$ 5.45
	MU	MU	MU	MU	MU
	P. M.	P. M.	P. M.	P. M.	P. M.
	‡DAILY EX. SAT. & SUN.	‡DAILY EX. SAT. & SUN.	‡DAILY EX. SAT. & SUN.		‡DAILY EX. SAT. & SUN.
	●3496	●3730	●0218	●3498	●01072

	FIRST CLASS				
	3734	0190	3270	0220	0170
	P. M.	P. M.	P. M.	P. M.	P. M.
	\$ 6.32	\$ 6.31	\$ 6.41	\$ 6.51	\$ 7.01
	\$ 6.24				
	6.19	\$ 6.21	\$ 6.31	\$ 6.41	\$ 6.51
	6.12	\$ 6.13	\$ 6.23	\$ 6.33	\$ 6.43
	\$ 6.11	\$ 6.11	\$ 6.21	\$ 6.31	\$ 6.41
	MU	MU	MU	MU	MU
	P. M.	P. M.	P. M.	P. M.	P. M.
	‡DAILY EX. SAT. & SUN.	DAILY	DAILY	DAILY	DAILY
	3734	●0190	●3270	●0220	●0170

	FIRST CLASS				
	3272	3502 †	0152	04236	3274
	P. M.	P. M.	P. M.	P. M.	P. M.
	\$ 7.33	\$ 7.41	\$ 7.45	\$ 7.51	\$ 7.57
	\$ 7.23	\$ 7.31	\$ 7.35	\$ 7.41	\$ 7.47
	\$ 7.15	\$ 7.23	\$ 7.27	\$ 7.33	\$ 7.39
	\$ 7.13	\$ 7.21	\$ 7.25	\$ 7.31	\$ 7.37
	MU	MU	MU	MU	MU
	P. M.	P. M.	P. M.	P. M.	P. M.
	‡DAILY EX. SAT. & SUN.		‡DAILY EX. SAT. & SUN.		‡DAILY EX. SAT. & SUN.
	●3272	●3502	●0152	●04236	●3274

Trains Nos. 3730, 3734 will not run Nov. 22, Dec. 25, Jan. 1, Feb. 22.  
Trains Nos. 0218, 01072, 3272, 0152, 3274 will not run Nov. 22, Dec. 25, Jan. 1, Feb. 22.  
Trains Nos. 3496, 3498, 3502, 04236 will run Saturday, Sunday and Nov. 22, Dec. 25, Jan. 1, Feb. 22.

STATIONS	FIRST CLASS		
	3504	0168	01078
Arrive	P. M.	P. M.	P. M.
NEW YORK (Hud. Ter.).....	\$ 8.01	\$ 8.09	\$ 8.11
JERSEY CITY.....			
JOURNAL SQUARE.....	\$ 7.51	\$ 7.59	\$ 8.01
HARRISON.....	\$ 7.43	\$ 7.51	\$ 7.53
NEWARK.....	\$ 7.41	\$ 7.49	\$ 7.51
	MU	MU	MU
Leave	P. M.	P. M.	P. M.
	●3504	‡DAILYEX. SAT. & SUN. ●0168	●01078

STATIONS	FIRST CLASS		
	0224	3510	3512
Arrive	P. M.	P. M.	P. M.
NEW YORK (Hud. Ter.).....	\$ 8.50	\$ 8.51	\$ 9.01
JERSEY CITY.....			
JOURNAL SQUARE.....	\$ 8.40	\$ 8.41	\$ 8.51
HARRISON.....	\$ 8.32	\$ 8.33	\$ 8.43
NEWARK.....	\$ 8.30	\$ 8.31	\$ 8.41
	MU	MU	MU
Leave	P. M.	P. M.	P. M.
	‡DAILYEX. SAT. & SUN. ●0224	●3510	●3512

STATIONS	FIRST CLASS		
	0726	3516	0134
Arrive	P. M.	P. M.	P. M.
NEW YORK (Hud. Ter.).....	\$ 9.36	\$ 9.41	\$ 9.50
JERSEY CITY.....			
JOURNAL SQUARE.....	\$ 9.25	\$ 9.31	\$ 9.40
HARRISON.....	\$ 9.17	\$ 9.23	\$ 9.32
NEWARK.....	\$ 9.15	\$ 9.21	\$ 9.30
	MU	MU	MU
Leave	P. M.	P. M.	P. M.
	‡DAILYEX. SAT. & SUN. ●0726	●3516	‡DAILYEX. SAT. & SUN. ●0134

Trains Nos. 0168, 0224, 0726, 0134 will not run Nov. 22, Dec. 25, Jan. 1, Feb. 22.

Trains Nos. 3504, 01078, 3510, 3512, 3516 will run Saturday, Sunday and Nov. 22, Dec. 25, Jan. 1, Feb. 22.

	FIRST CLASS				
	3276	3506	04256	3278	3508
	P. M.	P. M.	P. M.	P. M.	P. M.
	\$ 8.20	\$ 8.21	\$ 8.31	\$ 8.36	\$ 8.41
	\$ 8.10	\$ 8.11	\$ 8.21	\$ 8.25	\$ 8.31
	\$ 8.02	\$ 8.03	\$ 8.13	\$ 8.17	\$ 8.23
	\$ 8.00	\$ 8.01	\$ 8.11	\$ 8.15	\$ 8.21
	MU	MU	MU	MU	MU
	P. M.	P. M.	P. M.	P. M.	P. M.
	‡DAILYEX. SAT. & SUN. ●3276	●3506	●04256	‡DAILYEX. SAT. & SUN. ●3278	●3508

	FIRST CLASS				
	3280	0138	0154	3514	04208
	P. M.	P. M.	P. M.	P. M.	P. M.
	\$ 9.06	\$ 9.11	\$ 9.20	\$ 9.21	\$ 9.31
	\$ 8.55	\$ 9.01	\$ 9.10	\$ 9.11	\$ 9.21
	\$ 8.47	\$ 8.53	\$ 9.02	\$ 9.03	\$ 9.13
	\$ 8.45	\$ 8.51	\$ 9.00	\$ 9.01	\$ 9.11
	MU	MU	MU	MU	MU
	P. M.	P. M.	P. M.	P. M.	P. M.
	‡DAILYEX. SAT. & SUN. ●3280	●0138	‡DAILYEX. SAT. & SUN. ●0154	●3514	●04208

	FIRST CLASS				
	3518	0280	0156	3520	3286
	P. M.	P. M.	P. M.	P. M.	P. M.
	\$ 9.51	\$ 10.01	\$ 10.06	\$ 10.11	\$ 10.20
	\$ 9.41	\$ 9.51	\$ 9.55	\$ 10.01	\$ 10.10
	\$ 9.33	\$ 9.43	\$ 9.47	\$ 9.53	\$ 10.02
	\$ 9.31	\$ 9.41	\$ 9.45	\$ 9.51	\$ 10.00
	MU	MU	MU	MU	MU
	P. M.	P. M.	P. M.	P. M.	P. M.
	●3518	●0280	‡DAILYEX. SAT. & SUN. ●0156	●3520	‡DAILYEX. SAT. & SUN. ●3286

Trains Nos. 3276, 3278, 3280, 0154, 0156, 3286 will not run Nov. 22, Dec. 25, Jan. 1, Feb. 22.

Trains Nos. 3506, 04256, 3508, 0138, 3514, 04208, 3518, 0280, 3520 will run Saturday, Sunday and Nov. 22, Dec. 25, Jan. 1, Feb. 22.

STATIONS	FIRST CLASS		
	3522	0632	
Arrive	P. M.	P. M.	
NEW YORK (Hud. Ter.).....	\$ 10.21	\$ 10.31	
JERSEY CITY.....			
JOURNAL SQUARE.....	\$ 10.11	\$ 10.21	
HARRISON.....	\$ 10.03	\$ 10.13	
NEWARK.....	\$ 10.01	\$ 10.11	
	MU	MU	
Leave	P. M.	P. M.	
	●3522	●0632	

STATIONS	FIRST CLASS		
	3292	0282	
Arrive	P. M.	P. M.	
NEW YORK (Hud. Ter.).....	\$ 11.06	\$ 11.11	
JERSEY CITY.....			
JOURNAL SQUARE.....	\$ 10.55	\$ 11.01	
HARRISON.....	\$ 10.47	\$ 10.53	
NEWARK.....	\$ 10.45	\$ 10.51	
	MU	MU	
Leave	P. M.	P. M.	
	‡DAILYEX. SAT. & SUN. ●3292	●0282	

STATIONS	FIRST CLASS		
	3532	0158	
Arrive	P. M.	P. M.	
NEW YORK (Hud. Ter.).....	\$ 11.41	\$ 11.50	
JERSEY CITY.....			
JOURNAL SQUARE.....	\$ 11.31	\$ 11.40	
HARRISON.....	\$ 11.23	\$ 11.32	
NEWARK.....	\$ 11.21	\$ 11.30	
	MU	MU	
Leave	P. M.	P. M.	
	●3532	‡DAILYEX. SAT. & SUN. ●0158	

Trains Nos. 3292, 0158 will not run Nov. 22, Dec. 25, Jan. 1, Feb. 22.  
Trains Nos. 3522, 0632, 0282, 3532 will run Saturday, Sunday and Nov. 22,  
Dec. 25, Jan. 1, Feb. 22.

	FIRST CLASS				
	03844	04238	074	3526	3528
	P. M.	P. M.	P. M.	P. M.	P. M.
	\$ 10.36	\$ 10.41	\$ 10.50	\$ 10.51	\$ 11.01
	\$ 10.25	\$ 10.31	\$ 10.40	\$ 10.41	\$ 10.51
	\$ 10.17	\$ 10.23	\$ 10.32	\$ 10.33	\$ 10.43
	\$ 10.15	\$ 10.21	\$ 10.30	\$ 10.31	\$ 10.41
	MU	MU	MU	MU	MU
	P. M.	P. M.	P. M.	P. M.	P. M.
	‡DAILYEX. SAT. & SUN. ●03844	●04238	‡DAILYEX. SAT. & SUN. ●074	●3526	●3528

	FIRST CLASS				
	03846	0100	3530	0728	
	P. M.	P. M.	P. M.	P. M.	
	\$ 11.20	\$ 11.21	\$ 11.31	\$ 11.36	
	\$ 11.10	\$ 11.11	\$ 11.21	\$ 11.25	
	\$ 11.02	\$ 11.03	\$ 11.13	\$ 11.17	
	\$ 11.00	\$ 11.01	\$ 11.11	\$ 11.15	
	MU	MU	MU	MU	
	P. M.	P. M.	P. M.	P. M.	
	‡DAILYEX. SAT. & SUN. ●03846	●0100	●3530	‡DAILYEX. SAT. & SUN. ●0728	

	FIRST CLASS				
				0284	3298
				P. M.	A. M.
				\$ 11.51	\$ 12.06
				\$ 11.41	\$ 11.55
				\$ 11.33	\$ 11.47
				\$ 11.31	\$ 11.45
				MU	MU
				P. M.	P. M.
				●0284	●3298

Trains Nos. 03844, 074, 03846, 0728 will not run Nov. 22, Dec. 25, Jan. 1,  
Feb. 22.

Trains Nos. 04238, 3526, 3528, 0100, 3530, 0284 will run Saturday, Sunday  
and Nov. 22, Dec. 25, Jan. 1, Feb. 22.



<b>PRINCETON BRANCH</b>						
STATIONS	FIRST CLASS					
	4121	4125	4127	4129	4131	4133
	Mon. Only	#Daily Ex. Sun.	#Da. Ex. Sat. & Sun.	Sat. Only	#Da. Ex. Sat. & Sun.	Daily
Leave	A. M.	A. M.	A. M.	A. M.	A. M.	A. M.
PRINCETON.....	\$12.17	\$7.28	\$7.41	\$7.52	\$7.55	\$8.46
PENNS NECK.....			F 7.44			F 8.49
PRINCETON JCT....	\$12.22	\$7.33	\$7.47	\$7.57	\$8.00	\$8.52
Arrive	A. M.	A. M.	A. M.	A. M.	A. M.	A. M.
	4121	4125	4127	4129	4131	4133

STATIONS	FIRST CLASS					
	4149	4151	4265	4153	4155	4157
	Daily	Sat. Only	Sun. Only	#Daily Ex. Sun.	#Daily Ex. Sun.	#Daily Ex. Sun.
Leave	P. M.	P. M.	P. M.	P. M.	P. M.	P. M.
PRINCETON.....	\$ 1.15	\$2.20	\$2.39	\$2.52	\$3.54	\$4.08
PENNS NECK.....			F 2.42			F 4.11
PRINCETON JCT....	\$ 1.20	\$2.25	\$2.45	\$2.57	\$3.59	\$4.14
Arrive	P. M.	P. M.	P. M.	P. M.	P. M.	P. M.
	4149	4151	4265	4153	4155	4157

STATIONS	FIRST CLASS					
	4173	4271	4175	4177	4179	4181
	Daily	Sun. Only	Daily	Daily	Daily	Daily
Leave	P. M.	P. M.	P. M.	P. M.	P. M.	P. M.
PRINCETON.....	\$6.48	\$7.08	\$7.39	\$8.56	\$9.45	\$10.47
PENNS NECK.....			F 7.42			
PRINCETON JCT....	\$6.53	\$7.13	\$7.45	\$9.01	\$9.50	\$10.52
Arrive	P. M.	P. M.	P. M.	P. M.	P. M.	P. M.
	4173	4271	4175	4177	4179	4181

<b>PRINCETON BRANCH</b>						
STATIONS	FIRST CLASS					
	4122	4126	4128	4130	4132	4134
	A. M.	A. M.	A. M.	A. M.	A. M.	A. M.
Arrive	A. M.	A. M.	A. M.	A. M.	A. M.	A. M.
PRINCETON.....	\$12.35	\$7.39	\$7.46	\$7.54	\$8.12	\$9.04
PENNS NECK.....			F 7.51		F 8.09	
PRINCETON JCT....	\$12.30	\$7.34	\$7.41	\$7.49	\$8.06	\$8.59
Leave	A. M.	A. M.	A. M.	A. M.	A. M.	A. M.
	4122	4126	4128	4130	4132	4134
STATIONS	FIRST CLASS					
	4262	4150	4152	4266	4154	4156
	P. M.	P. M.	P. M.	P. M.	P. M.	P. M.
Arrive	P. M.	P. M.	P. M.	P. M.	P. M.	P. M.

STATIONS	FIRST CLASS					
	4172	4174	4272	4176	4178	4276
	P. M.	P. M.	P. M.	P. M.	P. M.	P. M.
Arrive	P. M.	P. M.	P. M.	P. M.	P. M.	P. M.
PRINCETON.....	\$6.42	\$7.06	\$7.19	\$8.02	\$9.15	\$10.00
PENNS NECK.....		F 7.03				
PRINCETON JCT....	\$6.37	\$7.00	\$7.14	\$7.57	\$9.10	\$ 9.55
Leave	P. M.	P. M.	P. M.	P. M.	P. M.	P. M.
	4172	4174	4272	4176	4178	4276

Scheduled trains on Princeton Branch operated with MU equipment.  
 Trains Nos. 4125, 4126, 4141, 4142, 4150, 4153, 4154, 4171, 4172 will not run Nov. 22, Dec. 25, Jan. 1, Feb. 22.  
 Trains Nos. 4127, 4130, 4131, 4132, 4157, 4158, 4161, 4162, 4180 will not run Nov. 22, Dec. 25, Jan. 1.

<b>SOUTHWARD</b>						
FIRST CLASS						
4135	4139	4141	4143	4145	4147	
Daily	Daily	#Daily Ex. Sun.	Daily	Daily	Daily	Daily
A. M.	A. M.	A. M.	A. M.	A. M.	A. M.	P. M.
\$9.06	\$ 9.44	\$10.27	\$11.12	\$11.42	\$12.38	F 12.41
\$9.11	\$ 9.50	\$10.32	\$11.17	\$11.47	\$12.44	
A. M.	A. M.	A. M.	A. M.	A. M.	A. M.	P. M.
4135	4139	4141	4143	4145	4147	

FIRST CLASS						
4159	4161	4163	4165	4167	4169	4171
Daily	#Daily Ex. Sun.	Daily Ex. Sat.	Sat. Only	Daily	Daily	#Daily Ex. Sun.
P. M.	P. M.	P. M.	P. M.	P. M.	P. M.	P. M.
\$4.38	\$4.58	\$ 5.12	\$ 5.21	\$ 5.40	\$ 6.00	\$ 6.28
F 4.41	F 5.15		F 5.43	F 6.03		
\$4.44	\$5.03	\$ 5.18	\$ 5.26	\$ 5.46	\$ 6.06	\$ 6.33
P. M.	P. M.	P. M.	P. M.	P. M.	P. M.	P. M.
4159	4161	4163	4165	4167	4169	4171

FIRST CLASS						
4136	4140	4142	4144	4146	4148	
A. M.	A. M.	A. M.	A. M.	A. M.	A. M.	P. M.
\$9.18	\$10.01	\$10.42	\$11.28	\$11.57	\$12.57	F 11.54
\$9.13	\$ 9.56	\$10.37	\$11.23	\$11.51	\$12.52	
A. M.	A. M.	A. M.	A. M.	A. M.	A. M.	P. M.
Daily	Daily	#Daily Ex. Sun.	Daily	Daily	Daily	Daily
4136	4140	4142	4144	4146	4148	

FIRST CLASS						
4158	4160	4162	4164	4166	4168	4170
P. M.	P. M.	P. M.	P. M.	P. M.	P. M.	P. M.
\$4.26	\$4.55	\$ 5.10	\$ 5.33	\$ 5.38	\$ 5.58	\$ 6.18
F 4.23	F 4.52					F 6.15
\$4.20	\$4.49	\$ 5.05	\$ 5.28	\$ 5.33	\$ 5.53	\$ 6.12
P. M.	P. M.	P. M.	P. M.	P. M.	P. M.	P. M.
#Daily Ex. Sun.	Daily	#Daily Ex. Sun.	Daily Ex. Sat.	Sat. Only	Daily	Daily
4158	4160	4162	4164	4166	4168	4170

FIRST CLASS						
4180	4182					
P. M.	P. M.					
\$10.11	\$11.11					
\$10.06	\$11.05					
P. M.	P. M.					
#Daily Ex. Sun.	Daily					
4180	4182					

Train No. 4262 will run Sunday and Nov. 22, Dec. 25, Jan. 1, Feb. 22.  
 Train No. 4276 will run Sunday and Nov. 22, Dec. 25, Jan. 1.



STATIONS	FIRST CLASS	
	1075 SAT. ONLY	1077 DAILY EX. SUN.
	P. M.	P. M.
Leave		
TRENTON.....	\$ 2.48	\$ 4.18
BROAD ST. (Trenton)		
LALOR ST. (Trenton)		
BD.....	2.50	4.25
BORDENTOWN.....	2.52	4.27
FIELDSBORO.....		
KINKORA.....		
ROEBLING.....		
FLORENCE.....		
STEVENS.....		
EAST BURLINGTON.....	3.02	4.36
BURLINGTON.....	\$ 3.07	\$ 4.41
EDGEWATER PARK.....		
BEVERLY.....		
WALL ROPE WORKS.....		
PERKINS.....		
DELANCO.....		
RIVERSIDE.....	3.16	4.50
CAMBRIDGE.....		
RIVERTON.....		
PALMYRA.....		
AROH ST. (Palmyra).....		
MINSON (Atlantic Div.).....	3.23	4.59
CAMDEN.....		
PHILA. (Mkt. St. Whf.).....		
PHILA. (Broad St.) (P.T. Div.).....		
Arrive	P. M.	P. M.
	1075	1077

## MINSON TO TRENTON

STATIONS	FIRST CLASS		
	2592	2568	2594
	P. M.	P. M.	P. M.
Arrive			
TRENTON.....	\$ 6.07	\$ 6.30	\$ 6.45
BROAD ST. (Trenton)		F 6.28	
LALOR ST. (Trenton)			
BD.....	5.59	6.21	6.37
BORDENTOWN.....	\$ 5.57	\$ 6.19	\$ 6.35
FIELDSBORO.....		F 6.15	
KINKORA.....			
ROEBLING.....	\$ 5.52	\$ 6.11	F 6.29
FLORENCE.....			F 6.27
STEVENS.....			
EAST BURLINGTON.....	5.45	F 6.04	6.23
BURLINGTON.....	\$ 5.40	\$ 6.09	\$ 6.18
EDGEWATER PARK.....	\$ 5.37	\$ 6.05	\$ 6.14
BEVERLY.....	\$ 5.35	\$ 6.02	\$ 6.12
WALL ROPE WORKS.....			
PERKINS.....		F 6.09	F 6.09
DELANCO.....	\$ 5.31	\$ 6.46	\$ 6.07
RIVERSIDE.....	\$ 5.28	\$ 5.43	\$ 6.04
CAMBRIDGE.....	F 5.26		F 6.01
RIVERTON.....	\$ 5.32	\$ 6.37	\$ 5.57
PALMYRA.....	\$ 5.20	\$ 5.34	\$ 5.54
AROH ST. (Palmyra).....	F 5.18		F 5.52
MINSON (Atlantic Div.).....	5.16	6.31	5.50
CAMDEN.....		\$ 5.18	
PHILA. (Mkt. St. Whf.).....		\$ 5.10	
PHILA. (Broad St.) (P.T. Div.).....	\$ 4.48		\$ 5.20
Leave	P. M.	P. M.	P. M.
	#DAILY EX. SUN.	#DAILY EX. SAT. & SUN.	#DAILY EX. SAT. & SUN.
	●2592	2568	●2594

STATIONS	FIRST CLASS	
	2577 #DAILY EX. SUN.	
	P. M.	
Leave		
TRENTON.....	\$ 5.18	
BROAD ST. (Trenton)	\$ 5.20	
LALOR ST. (Trenton)	F 5.22	
BD.....	5.28	
BORDENTOWN.....	\$ 5.31	
FIELDSBORO.....		
KINKORA.....		
ROEBLING.....		
FLORENCE.....		
STEVENS.....		
EAST BURLINGTON.....	\$ 5.39	
BURLINGTON.....	F 5.41	
EDGEWATER PARK.....		
BEVERLY.....		
WALL ROPE WORKS.....		
PERKINS.....		
DELANCO.....		
RIVERSIDE.....	F 5.46	
CAMBRIDGE.....	\$ 5.54	
RIVERTON.....	F 5.57	
PALMYRA.....	\$ 6.00	
AROH ST. (Palmyra).....		
MINSON (Atlantic Div.).....	\$ 6.04	
CAMDEN.....	\$ 6.12	
PHILA. (Mkt. St. Whf.).....		
PHILA. (Broad St.) (P.T. Div.).....		
Arrive	P. M.	
	2577	

## EASTWARD

STATIONS	FIRST CLASS		
	2570	1078	1080
	P. M.	P. M.	P. M.
Leave			
TRENTON.....	\$ 7.12	\$ 6.48	\$ 9.03
BROAD ST. (Trenton)			
LALOR ST. (Trenton)			
BD.....	7.04	6.40	8.55
BORDENTOWN.....	\$ 7.02	6.38	8.53
FIELDSBORO.....	G 6.58		
KINKORA.....			
ROEBLING.....	\$ 6.54		
FLORENCE.....	B 6.52		
STEVENS.....			
EAST BURLINGTON.....	6.47	6.28	8.43
BURLINGTON.....	\$ 6.40	\$ 6.23	\$ 8.38
EDGEWATER PARK.....	\$ 6.36		
BEVERLY.....	\$ 6.34		
WALL ROPE WORKS.....			
PERKINS.....	F 6.31		
DELANCO.....	\$ 6.29		
RIVERSIDE.....	\$ 6.26	6.14	8.29
CAMBRIDGE.....			
RIVERTON.....	\$ 6.18		
PALMYRA.....	\$ 6.15		
AROH ST. (Palmyra).....	\$ 6.13		
MINSON (Atlantic Div.).....	6.11	6.07	8.22
CAMDEN.....	\$ 5.58		
PHILA. (Mkt. St. Whf.).....	\$ 5.50		
PHILA. (Broad St.) (P.T. Div.).....			
Arrive	P. M.	P. M.	P. M.
	#DAILY EX. SUN.		●1080
	2570	1078	

## SOUTHWARD

STATIONS	FIRST CLASS	
	+2359 #DAILY EX. SUN.	+0585 SUN. ONLY
	A. M.	P. M.
Leave		
STROUDSBURG		S 4.45
DEL. WATER GAP		S 4.54
PORTLAND		S 5.08
DELAWARE		F 5.14
MANUNKA OHUNK		5.26
BELVIDERE		S 5.32
G	Will not run Nov. 22, Dec. 25, Jan. 1, Feb. 22.	5.33
OR		5.41
MARTINS CREEK		
DY		5.47
PHILLIPSBURG	S 6.02	S 5.51
KENT	6.05	5.55
WARREN		
CARPENTERVILLE	E 6.12	
RIEGELSVILLE	E 6.18	F 6.04
HD	6.23	6.11
MILFORD	S 6.30	S 6.15
FRENCHTOWN	S 6.39	S 6.22
BYRAM	S 6.50	F 6.32
RK	6.53	6.35
RAVEN ROCK	F 6.54	F 6.36
STOCKTON	S 7.01	S 6.42
LAMBERTVILLE	S 7.11	S 6.49
MOORE	7.17	6.55
TITUSVILLE		
WASH'N CROSSING	S 7.22	7.00
WB	7.28	7.05
WARREN ST., TRENTON	S 7.36	S 7.12
MG	7.37	7.13
TRENTON	S 7.42	S 7.18
Arrive	A. M.	P. M.
	2359	585

## NORTHWARD

STATIONS	FIRST CLASS	
	586	2372
	A. M.	P. M.
Arrive		
STROUDSBURG	S 11.45	
DEL. WATER GAP	S 11.36	
PORTLAND	S 11.20	
DELAWARE	T 11.15	
MANUNKA OHUNK	D.L.&W.R.R. 11.11	
BELVIDERE	F 10.58	
G	10.56	Will not run Nov. 22, Dec. 25, Jan. 1, Feb. 22.
OR	10.48	
MARTINS CREEK		
DY	10.42	
PHILLIPSBURG	S 10.36	S 7.00
KENT	10.31	6.56
WARREN		
CARPENTERVILLE		E 6.51
RIEGELSVILLE		F 6.44
HD	10.17	6.38
MILFORD	S 10.11	S 6.32
FRENCHTOWN	S 10.05	S 6.24
BYRAM	F 9.55	S 6.10
RK	9.53	6.07
RAVEN ROCK		F 6.06
STOCKTON	F 9.47	S 5.59
LAMBERTVILLE	S 9.40	S 5.51
MOORE	9.33	5.41
TITUSVILLE		E 5.38
WASH'N CROSSING	9.28	S 5.35
WB	9.23	5.29
WARREN ST., TRENTON		S 5.21
MG	9.15	5.20
TRENTON	S 9.10	S 5.15
Leave	A. M.	P. M.
	SUN. ONLY	#DAILY EX. SUN.
	+0586	+2372



**TICKET OFFICES OPEN FOR THE SALE OF TICKETS**

Station	Monday to Friday	Saturday	Sunday
New York	Continuously	Continuously	Continuously
Hudson Terminal	6.00 A.M.-10.00 P.M.	7.00 A.M.-10.00 P.M.	7.00 A.M.-10.00 P.M.
Jersey City*	8.00 A.M.- 5.00 P.M.	Closed	Closed
Journal Sq.	Continuously	Continuously	Continuously
Harrison*	6.00 A.M.- 7.00 P.M.	Closed	Closed
Newark	Continuously	Continuously	Continuously
South St. (Newark)*	6.30 A.M.- 9.00 A.M.	Closed	Closed
N. Elizabeth*	7.00 A.M.- 8.45 A.M.	Closed	Closed
Elizabeth	6.10 A.M.-12.10 A.M.	6.10 A.M.-12.10 A.M.	6.10 A.M.-11.50 P.M.
S. Elizabeth*	7.00 A.M.- 8.00 A.M.	Closed	Closed
Linden	6.30 A.M.- 6.00 P.M.	7.30 A.M.-3.45 P.M.	8.00 A.M.-5.00 P.M.
Rahway	6.30 A.M.- 6.45 P.M.	6.30 A.M.-6.45 P.M.	8.00 A.M.-10.30 P.M.
Avenel*	7.15 A.M.- 8.12 A.M.	Closed	Closed
Woodbridge*	6.56 A.M.- 5.00 P.M.	Closed	Closed
Colonia*	7.15 A.M.- 9.15 A.M.	Closed	Closed
Iselin*	6.30 A.M.-11.00 A.M.	Closed	Closed
Metuchen	6.00 A.M.- 5.30 P.M.	7.30 A.M.-4.00 P.M.	9.00 A.M.-6.00 P.M.
Stelton*	7.00 A.M.- 9.00 A.M.	Closed	Closed
New Brunswick	Continuously	Continuously	Continuously
Monmouth Junction*	7.00 A.M.- 4.00 P.M.	Closed	Closed
Plainsboro*	7.00 A.M.-11.00 A.M.	Closed	Closed
Princeton Jct.	7.00 A.M.- 3.00 P.M.	7.00 A.M.-3.00 P.M.	Closed
Princeton	7.00 A.M.- 7.40 P.M.	7.00 A.M.-7.40 P.M.	8.00 A.M.-8.55 P.M.
Trenton	Continuously	Continuously	Continuously
Bristol	7.00 A.M.- 3.00 P.M.	7.00 A.M.-3.00 P.M.	Closed
Croydon*	6.30 A.M.-10.00 A.M.	Closed	Closed
Cornwells Heights*	8.00 A.M.- 5.00 P.M.	Closed	Closed
Torresdale*	7.30 A.M.-10.00 A.M.	Closed	Closed

\* Closed: Thanksgiving, Christmas, New Years, Washington's Birthday.

**TICKET OFFICES OPEN FOR THE SALE OF TICKETS**

Station	Monday to Friday	Saturday	Sunday
Old Bridge*	8.00 A.M.- 5.00 P.M.	Closed	Closed
Helmetta*	8.00 A.M.- 5.00 P.M.	Closed	Closed
Sea Girt*	6.45 A.M.- 6.30 P.M.	Closed	Closed
Farmingdale	7.00 A.M.-11.00 P.M.	7.00 A.M.-11.00 P.M.	7.00 A.M.-11.00 P.M.
Freehold*	7.30 A.M.- 8.30 A.M.	Closed	Closed
Englishtown*	7.30 A.M.- 4.30 P.M.	Closed	Closed
Jamesburg*	7.45 A.M.- 4.45 P.M.	Closed	Closed
Bordentown*	7.20 A.M.- 4.20 P.M.	Closed	Closed
Roebing*	8.00 A.M.- 4.00 P.M.	Closed	Closed
Burlington*	7.00 A.M.-12 Noon 2.00 P.M.- 5.00 P.M.	Closed	Closed
Beverly*	7.30 A.M.- 5.00 P.M.	Closed	Closed
Delanco*	7.00 A.M.- 9.00 A.M.	Closed	Closed
Riverside*	7.00 A.M.-11.00 A.M. 3.00 P.M.- 7.00 P.M.	Closed	Closed
Riverton*	6.00 A.M.- 9.30 A.M.	Closed	Closed
Palmyra*	6.00 A.M.- 9.30 A.M.	Closed	Closed
Phillipsburg*	8.00 A.M.- 5.00 P.M.	Closed	Closed
Frenchtown	Continuously	Continuously	Continuously
Stockton*	7.00 A.M.- 6.00 P.M.	Closed	Closed
Lambertville	Continuously	Continuously	Continuously

\* Closed: Thanksgiving, Christmas, New Years, Washington's Birthday.

## EXTRA STOPS—PASSENGER TRAINS

TRAIN No.	STOP AT	FOR
3753	Portal.....	Employees.
255	Portal (Sat. only).....	Employees.
4241	Portal.....	Employees.
260	Portal (Sunday and Holidays).....	Employees.
718	Portal (Sat. only).....	Employees.
3772	Portal.....	Employees.
3795	Portal.....	Employees.
3812	Sub-Station 4, Kearny (Sat. only).....	Employees.
261	Sub-Station 4, Kearny.....	Employees.
3706	Grape Interlocking.....	Employees.
3719	Grape Interlocking.....	Employees.
0101	Karny Block Station.....	Employees.
3207	Karny Block Station.....	Employees.
3211	Karny Block Station.....	Employees.
3215	Karny Block Station.....	Employees.
0253	Karny Block Station (Sunday only).....	Employees.
03753	Karny Block Station (Sun. and Hols.).....	Employees.
0255	Karny Block Station.....	Employees.
0201	Karny Block Station.....	Employees.
3219	Karny Block Station (Sun. and Hols.).....	Employees.
3461	Karny Block Station.....	Employees.
023	Karny Block Station.....	Employees.
3271	Karny Block Station.....	Employees.
0189	Karny Block Station.....	Employees.
0145	Karny Block Station.....	Employees.
03753	Hudson Block Station (Ex. Sun. & Hols.).....	Employees.
3407	Hudson Block Station.....	Employees.
3219	Hudson Block Station.....	Employees.
0723	Hudson Block Station.....	Employees.
3461	Hudson Block Station.....	Employees.
0261	Hudson Block Station.....	Employees.
3271	Hudson Block Station.....	Employees.
037	Hudson Block Station.....	Employees.
3751	Waverly Freight Station, Haynes Ave....	Employees.
*3769	Waverly Freight Station, Haynes Ave....	Employees.
3851	Grundy Block Station.....	Employees.

\*Except Saturday.

## TRAINS WAIT FOR CONNECTIONS

	Train No.	Due to Leave	Will Wait 5 Minutes for Train No.	Due to Arrive
Newark.....	3703	6.48 AM	703	6.29 AM
	3751	7.34 "	201	7.14 "
	3761	11.23 "	209	11.14 "
	3833	4.06 PM	725	4.01 PM
	3719	4.35 "	3769	4.22 "
	3771	4.51 "	729	4.47 "
	3723	5.03 "	729	4.47 "
	3775	5.28 "	263	5.21 "
	3727	5.33 "	735	5.29 "
	3837	5.41 "	735	5.29 "
	3779	5.46 "	2509	5.36 "
	3787	6.20 "	737	6.09 "
Rahway.....	3750	6.02 AM	3702	5.55 AM
	255	7.25 "	2500	7.07 "
	250	7.47 "	3712	7.41 "
	3751	7.57 "	3710	7.42 "
	257	8.32 "	3718	8.20 "
	3711	8.36 "	257	8.29 "
	709	10.08 "	3822	9.59 "
	4231	12.12 PM	3826	11.53 "
	3768	12.45 "	3726	12.36 PM
	3827	12.56 "	3726	12.36 "
	717	1.04 "	3768	12.45 "
	3715	2.35 "	259	2.27 "
	723	3.09 "	3772	2.48 "
	3833	4.29 "	720	4.18 "
	3721	5.08 "	3831	5.03 "
	3727	5.51 "	3780	5.37 "
	2509	5.55 "	3780	5.37 "
	3837	5.57 "	3734	5.49 "
	3731	6.09 "	4204	5.54 "
	3735	6.24 "	3840	6.13 "
	3789	7.28 "	4236	7.11 "
	741	8.10 "	268	7.52 "
	3743	9.57 "	3844	9.40 "
	3795	11.28 "	728	10.53 "

	Train No.	Due to Leave	Will Wait 5 Minutes for Train No.	Due to Arrive
Princeton Junction.....	189	12.26 AM	4121	12.22 AM
	254	7.37 "	4125	7.33 "
	274	7.38 "	4125	7.33 "
	201	7.49 "	4127	7.47 "
	200	7.51 "	4127	7.47 "
	255	8.00 "	4127	7.47 "
	255	8.00 "	4129	7.57 "
	3820	8.04 "	4129	7.57 "
	3818	8.04 "	4131	8.00 "
	256	8.56 "	4133	8.52 "
	281	9.05 "	4133	8.52 "
	832	9.09 "	4133	8.52 "
	257	9.07 "	4133	8.52 "
	188	9.53 "	4139	9.50 "
	258	10.07 "	4139	9.50 "
	3821	10.35 "	4141	10.32 "
	3826	11.20 "	4143	11.17 "
	4203	11.42 "	4143	11.17 "
	209	11.50 "	4145	11.47 "
	210	12.48 PM	4147	12.44 PM
	260	1.23 "	4149	1.20 "
	3827	1.40 "	4149	1.20 "
	822	1.59 "	4149	1.20 "
	1075	2.28 "	4151	2.25 "
	214	2.49 "	4265	2.45 "
	262	3.01 "	4153	2.57 "
	3828	3.01 "	4153	2.57 "
	259	3.06 "	4153	2.57 "
	1077	4.02 "	4155	3.59 "
	264	4.16 "	4157	4.14 "
	219	4.47 "	4159	4.44 "
	1072	4.57 "	4159	4.44 "
	812	5.10 "	4161	5.03 "
	4204	5.21 "	4163	5.18 "
	3840	5.22 "	4163	5.18 "
	276	5.29 "	4165	5.26 "
	220	5.49 "	4167	5.46 "
	4206	6.08 "	4169	6.06 "
	263	6.09 "	4169	6.06 "
	283	6.11 "	4169	6.06 "
	3835	6.36 "	4171	6.33 "
	3839	6.36 "	4171	6.33 "
	222	6.57 "	4173	6.53 "
	223	6.57 "	4173	6.53 "
	268	7.14 "	4173	6.53 "
	224	7.49 "	4175	7.45 "
	225	7.54 "	4175	7.45 "
	265	9.06 "	4177	9.01 "
	3844	9.06 "	4177	9.01 "
	469	9.53 "	4179	9.50 "
	3846	10.03 "	4179	9.50 "
	231	10.55 "	4181	10.52 "
	270	11.02 "	4181	10.52 "

	Train No.	Due to Leave	Will Wait 5 Minutes for Train No.	Due to Arrive
Princeton Jct. (Con.)...	4122	12.30 AM	189	12.26 AM
	4128	7.41 "	274	7.38 "
	4130	7.49 "	254	7.37 "
	4130	7.49 "	201	7.49 "
	4132	8.06 "	200	7.51 "
	4132	8.06 "	255	8.00 "
	4132	8.06 "	3818	8.04 "
	4132	8.06 "	3820	8.04 "
	4134	8.59 "	256	8.56 "
	4136	9.13 "	281	9.05 "
	4136	9.13 "	257	9.07 "
	4136	9.13 "	832	9.09 "
	4140	9.56 "	188	9.53 "
	4142	10.37 "	3821	10.35 "
	4144	11.23 "	3826	11.20 "
	4146	11.51 "	4203	11.42 "
	4146	11.51 "	209	11.50 "
	4148	12.52 PM	210	12.48 PM
	4262	1.26 "	260	1.23 "
	4150	1.43 "	260	1.23 "
	4150	1.43 "	3827	1.40 "
	4152	2.30 "	1075	2.28 "
	4266	2.52 "	214	2.49 "
	4154	3.08 "	262	3.01 "
	4154	3.08 "	3828	3.01 "
	4154	3.08 "	259	3.06 "
	4156	4.02 "	1077	4.02 "
	4158	4.20 "	264	4.14 "
	4160	4.49 "	4205	4.41 "
	4160	4.49 "	219	4.47 "
	4162	5.05 "	1072	4.57 "
	4164	5.28 "	4204	5.21 "
	4164	5.28 "	3840	5.22 "
	4166	5.33 "	276	5.29 "
	4168	5.53 "	220	5.49 "
	4170	6.12 "	4206	6.08 "
	4170	6.12 "	263	6.09 "
	4170	6.12 "	283	6.11 "
	4172	6.37 "	3835	6.36 "
	4172	6.37 "	3839	6.36 "
	4174	7.00 "	222	6.57 "
	4174	7.00 "	223	6.57 "
	4272	7.14 "	845	7.12 "
	4176	7.57 "	224	7.49 "
	4176	7.57 "	225	7.54 "
	4178	9.10 "	265	9.06 "
	4178	9.10 "	3844	9.06 "
	4276	9.55 "	469	9.53 "
	4180	10.06 "	469	9.53 "
	4180	10.06 "	3846	10.03 "
	4182	11.05 "	231	10.55 "
	4182	11.05 "	270	11.02 "



	Train No.	Due to Leave	Will Wait 5 Minutes for Train No.	Due to Arrive
Trenton.....	2557	5.37 AM	119	4.41 AM
	2561	7.00 "	253	6.52 "
	254	7.26 "	2552	7.20 "
	274	7.26 "	2552	7.20 "
	2593	7.29 "	187	7.00 "
	3816	7.30 "	2552	7.20 "
	3818	7.52 "	2359	7.42 "
	3820	7.54 "	2359	7.42 "
	201	8.00 "	2359	7.42 "
	256	8.46 "	2554	8.35 "
	203	8.59 "	805	8.42 "
	832	8.59 "	256	8.46 "
	586	9.10 "	256	8.46 "
	586	9.10 "	111	8.31 "
	3826	11.10 "	1070	10.44 "
	2569	12.20 PM	209	12.01 PM
	822	1.48 "	212	1.38 "
	3828	2.50 "	214	2.39 "
	1072	4.45 "	218	4.40 "
	812	4.57 "	142	4.54 "
	3840	5.10 "	142	4.54 "
	4204	5.10 "	142	4.54 "
	2372	5.15 "	142	4.54 "
	2372	5.15 "	219	5.00 "
	2577	5.18 "	219	5.00 "
	222	6.47 "	2568	6.30 "
	168	7.00 "	2594	6.45 "
	137	7.33 "	585	7.18 "
	137	7.33 "	845	7.22 "
	224	7.39 "	585	7.18 "
	4208	8.02 "	224	7.39 "
	3844	8.55 "	156	8.52 "
	270	10.52 "	284	10.40 "

### U. S. MAIL WORK AT NON STOP STATIONS EASTWARD

STATIONS	2500	2552	258	122	822	2568	812		
South Amboy Jct. ....	C D								
.....									
.....									
.....									
Stelton .....			C D						
.....									
.....									
Allenwood.....					C D		C D		
.....									
Tennent .....					C D				
.....									
.....									
Plainsboro .....					D		D		
.....									
.....									
.....									
Tullytown.....			C D						
.....									
Bristol.....				C D†					
.....									
.....									
Eddington .....			D						
.....									
.....									
Fieldsboro.....		C D				C D			
.....									

### WESTWARD

STATIONS	255	2559	805	2359	2561	2507	261	2577	2509
South Amboy Jct.....		Sat. only				C D			C D
.....							D		
Colonia .....									
Iselin .....	C D								
Stelton.....	C D						C D		
.....									
Allenwood.....			C D						
.....									
Tennent .....			C D						
.....									
Plainsboro.....	D						C D		
.....									
Titusville.....				C D					
.....									
Tullytown.....	C D						C D		
.....									
Croydon.....	C D								
.....									
Eddington.....	C D								
.....									
Andalusia.....	D								
.....									
Fieldsboro.....		C D			C D				C D
.....									
Edgewater Park.....									C D

C—Mail caught from crane only.  
D—Mail delivered only.  
C D—Mail caught and delivered.

E—Train stops. Mail received or delivered, or both.  
\*—Sunday only.  
†—Mail not delivered Sunday.

## EXPRESS TRAINS

### PASSENGER EXTRA

The time shown conveys no time table authority

#### WESTWARD

STATIONS	M-253	ENY-3
	DAILY EX. SUN. & MON.	DAILY EX. SUN.
Leave	A. M.	P. M.
SUNNYSIDE		
NEW YORK	E 5.26	E 8.40
JERSEY CITY (Waldo Ave.)		
NEWARK		F 9.12
NEWARK (So. Broad St.)	E 5.46	
TRENTON		F 11.30
Arrive	A. M.	P. M.
	M-253	ENY-3

M-253 will not run Nov. 23, Dec. 26, Jan. 2, Feb. 23.

#### EASTWARD

STATIONS	ENY-6	M-172
	DAILY EX. MON.	DAILY EX. SUN.
Arrive	A. M.	P. M.
SUNNYSIDE		
NEW YORK	E 4.45	F 10.30
JERSEY CITY (Waldo Ave.)		
NEWARK	E 4.30	
NEWARK (So. Broad St.)	E 9.55	
TRENTON	E 1.20	
Leave	A. M.	P. M.
	ENY-6	M-172

### ARRANGED FREIGHT TRAIN SERVICE — WESTWARD

The Time Shown Conveys No Time Table Authority

STATIONS	FC-11 (1)	A-1 (1)	NE-1 (6)	BL-5 (1)	BL-1 (1)	B-3 (1)	P-1 (1)	MD-1 (1)	JC-5 (1)	A-31 (2)	MD-13 (1)	N-51 (1)	1/P-5 (1)	LCL-1 (2)	ET-1 (2)	LCL-3 (2)	
	A. M.	A. M.	A. M.	A. M.	A. M.	A. M.	A. M.	A. M.	P. M.	P. M.	P. M.	P. M.	P. M.	P. M.	P. M.	P. M.	
Harsimus Cove... Leave	12.30																
Meadows... Leave						5.30	10.15	10.30			6.30	7.00	7.00	8.30			
Greenville... Leave			6.30				11.15	11.45	3.00		7.30	8.00	8.30	9.30		10.15	
Waverly... Leave	2.00											11.00					
County... Leave																	
South Amboy... Leave		2.15															
Phillipsburg... Leave				4.30	6.30												
Frenchtown... Arrive																	
Byram... Leave					9.30					5.30		11.59					
Coalport... Arrive		5.00															
Millham... Leave																	
Fair... Leave	4.45							2.15									
Minson... Pass															9.30		
Morris... Pass	5.00								5.00	11.30							
Holmes... Pass			8.30			7.35	1.45	3.00									
	A. M.	A. M.	A. M.	A. M.	A. M.	A. M.	P. M.	P. M.	P. M.	P. M.	P. M.	P. M.	P. M.	P. M.	P. M.	P. M.	A. M.

1—Daily.  
2—Daily Except Sunday.  
3—Daily Except Monday.

4—Daily Except Saturday.  
5—Daily Ex. Saturday & Sunday.  
6—Daily Ex. Sunday & Monday.

7—Sunday Only.  
8—Monday Only.  
9—Saturday Only.

10—Daily Except Tuesday & Saturday.  
11—Daily Except Tuesday.  
12—Daily Except Wednesday.

## ARRANGED FREIGHT TRAIN SERVICE—CONTINUED—WESTWARD

The Time Shown Conveys No Time Table Authority

STATIONS	A-5 (1)	N-3 (1)	OS-1 (2)	2/P-5 (2)	N-31 (1)	MD-7 (1)	N-21 (1)			
	F. M.	F. M.	F. M.	F. M.	F. M.	F. M.	F. M.			
Harsimus Cove.....	Leave		9.30	10.30			10.30			
Meadows.....	Leave									
Greenville.....	Leave	9.00				11.59				
Waverly.....	Leave	10.16				2.00	12.30			
County.....	Leave						2.16			
South Amboy.....	Leave	11.45								
Phillipsburg.....	Leave				9.00					
Frenchtown.....	Arrive									
Byram.....	Leave				11.30					
Coalport.....	Arrive									
Millham.....	Leave				1.30	3.45	3.45			
Fair.....	Leave									
Minson.....	Pass	3.00								
Morris.....	Pass			12.30						
Holmes.....	Pass	1.15	11.30		2.15	4.30	4.30			
		A. M.	P. M.	A. M.	A. M.	A. M.	A. M.			

1—Daily, Except Sunday.  
 2—Daily Except Monday.  
 3—Daily Except Monday.

4—Daily Except Saturday.  
 5—Daily Ex. Saturday & Sunday.  
 6—Daily Ex. Sunday & Monday.

7—Sunday Only.  
 8—Monday Only.  
 9—Saturday Only.

10—Daily Except Tuesday & Saturday.  
 11—Daily Except Tuesday.  
 12—Daily Except Wednesday.

## ARRANGED FREIGHT TRAIN SERVICE—CONTINUED—EASTWARD

The Time Shown Conveys No Time Table Authority

STATIONS	FW-8 (1)	A-5 (1)	N-28 (1)	BNY-16 (1)	CS-2 (1)	P-14 (1)	MD-14 (1)	BL-6 (1)	N-30 (1)	MD-16 (1)	CE-2 (2)	ET-2 (1)	CG-8 (1)	PG-10 (1)	LCL-2 (1)	SW-8 (1)	MD-6 (1)	BL-2 (1)		
	A. M.	A. M.	A. M.	A. M.	A. M.	A. M.	A. M.	A. M.	A. M.	A. M.	A. M.	A. M.	A. M.	A. M.	A. M.	A. M.	A. M.	A. M.	P. M.	
Harsimus Cove Arrive	3.00																			
Meadows.....	Arrive			4.30	5.15	5.30	7.30				8.30									
Greenville.....	Arrive	6.00											7.00	8.00		10.16	11.45			
Waverly.....	Arrive	5.30		3.30	4.15	4.00	6.00			7.30	7.45		6.30	7.00	7.30					
County.....	Arrive					3.00														
South Amboy.....	Arrive																			
Jamesburg.....	Leave																			
Phillipsburg.....	Arrive							8.30	9.00											2.30
Frenchtown.....	Leave																			
Byram.....	Arrive																			
Coalport.....	Leave																			
Millham.....	Arrive	2.00																		
Fair.....	Arrive							3.45	4.15											
Minson.....	Pass																			
Morris.....	Pass																			
Holmes.....	Pass	12.01																		
		A. M.	A. M.	A. M.	A. M.	A. M.	A. M.	A. M.	A. M.	A. M.	A. M.	A. M.	A. M.	A. M.	A. M.	A. M.	A. M.	A. M.	A. M.	A. M.

1—Daily, Except Sunday.  
 2—Daily Except Sunday.  
 3—Daily Except Monday.

4—Daily Except Saturday.  
 5—Daily Ex. Saturday & Sunday.  
 6—Daily Ex. Sunday & Monday.

7—Sunday Only.  
 8—Monday Only.  
 9—Saturday Only.

10—Daily Except Tuesday & Saturday.  
 11—Daily Except Tuesday.  
 12—Daily Except Wednesday.

## ARRANGED FREIGHT TRAIN SERVICE — CONTINUED — EASTWARD

The Time Shown Conveys No Time Table Authority

STATIONS	NY-8 (1)	NY-8 (1)	N-12 (1)	A-30 (2)	MD-12 (1)	PNE-8 (1)	HA-2 (1)	AG-12 (1)	P-16 (1)	A-2 (1)	NY-4 (1)	N-8 (2)	PNE-2 (1)	NY-2 (1)	CG-2 (1)
Harsimus Cove Arrive	P. M.	2.45	P. M.	P. M.	P. M.	P. M.	P. M.	A. M.	A. M.	A. M.	A. M.	A. M.	A. M.	A. M.	A. M.
Meadows Arrive									2.00		12.45	4.30		2.30	
Greenville Arrive			4.30			5.45		3.30			11.45	3.30	2.00	1.30	2.00
Waverly Arrive		1.45	3.30		3.00										
County Arrive															
South Amboy Arrive							7.00			2.00					
Jamesburg Leave															
Phillipsburg Arrive															
Frenchtown Leave															
Byram Arrive															
Coalport Leave										11.00					
Millham Arrive		1.30										12.45			
Fair Arrive				7.00											
Minson Pass				12.30											
Morris Pass		12.30				4.00		9.30	9.45		10.30		11.30	11.30	
Holmes Pass					1.15					P. M.	P. M.	A. M.	P. M.	P. M.	P. M.

1—Daily.  
2—Daily Except Sunday.  
3—Daily Except Monday.

4—Daily Except Saturday.  
5—Daily Ex. Saturday & Sunday.  
6—Daily Ex. Sunday & Monday.

7—Sunday Only.  
8—Monday Only.  
9—Saturday Only.

10—Daily Except Tuesday & Saturday.  
11—Daily Except Tuesday.  
12—Daily Except Wednesday.

SPECIAL INSTRUCTIONS  
GENERAL RULES

## Uniforms

100J-1A. Designated uniformed employes must wear the standard uniform November 1st to April 30th, both inclusive.

The uniform designated for summer use only, or standard mohair coats, may be worn May 1st to October 31st, both inclusive.

Coats must be buttoned except when trainmen are actually engaged in lifting transportation.

## Tunnel Alarm System

100L-1A. Tunnel alarm system consists of alarm boxes, indicated by blue light, located not more than 800 feet apart on opposite bench walls to signals which govern movements with current of traffic, and are connected to indicators in offices of Power Director as well as Sub-Stations and Interlocking Stations controlling operation of trains in respective tunnels, where each series of alarm boxes is located.

Each box is numbered and contains two levers, one BLUE and one RED. Blue lever is marked POWER and when pulled trips circuit breakers controlling Third Rail Section adjacent to box, thus cutting off power, and at same time sending in two alarms to connected indicators. Red lever is marked FIRE and when pulled performs same function as power lever, but sends in two additional alarms.

Appliances belonging to this system must not be tampered with, and must be used only in an emergency which makes it necessary for preservation of life or property to remove energy from Third Rail.

Person who pulls lever must at once telephone circumstances to Train Director, at A.

Employes charged with movement of trains, maintenance of or repair to track or signals, or engaged in any kind of work in tunnels, must familiarize themselves with location and use of tunnel alarm boxes.

When Power Director, New York, receives indication from box of tunnel alarm system, he must notify Train Director, at A, who will arrange for holding all trains out of tunnel involved.

100L-1B. Tunnel alarm bells, located at various automatic signals which govern movement with current of traffic in East River Tunnels, are so connected that when power leaves Third Rail of section in advance of signal, signal will display its most restrictive indication and alarm bell will ring until power is restored. Train must not pass signal while alarm bell is ringing without authority from Train Director, at A.

## Tunnel Flood Gates

100L-1C. Gates have been installed at the Tenth Avenue Portals of the North River Tunnels and at the Sixth Avenue Portals of the East River Tunnels. These gates can be closed to confine water to each individual tunnel in case of breakage or damage to the tunnel.

The Train Director at A must be notified immediately of any damage or water in tunnels that would interfere with the safe passage of trains, and will arrange for the closing of gate or gates when necessary.

## Fire in Tunnels

100L-1D. In event of fire or serious flashing on trains in East or North River Tunnels every effort must be made to get train out of tunnel as quickly as possible. Engineman must be notified at once but train must not be stopped unless there is reason to believe that derailment or personal injury may otherwise result.

Trainmen must close all doors, windows and ventilators as quickly as possible.

If fire should occur in interior of any car or threaten to communicate to it, passengers must be removed from this car to an adjacent car as quickly as possible but no more doors must be opened than necessary to make expeditious transfer.

After this is done, fire extinguishers may be used to put out fire; but employes are cautioned to use only sufficient liquid necessary to extinguish fire, to reduce to greatest possible extent fumes given off when this liquid comes in contact with fire, thus

insuring least amount of inconvenience and discomfort to passengers.

In event of electrical trouble, Engineman must be at once advised and his instructions carried out.

In case Engineman discovers fire of any magnitude on roadway in East or North River Tunnels, he must attempt to stop train within reasonable distance before reaching fire in order that smoke or fumes may not reach train. If it is found to be impossible to stop train before reaching fire, train should proceed until it has passed beyond fire, provided that condition of track is such that it is safe to proceed. Should train be stopped by an emergency application close to or over fire, train must be started as quickly as possible and moved to a safe distance beyond fire.

#### Tunnel Emergency Exits

100L-1E. Emergency exits are provided in East and North River Tunnels at following locations:

Track	Type	Location	Side With Current of Traffic
<b>North River Tunnels</b>			
1	Stairs	Weehawken Shaft	North Bench Wall (Left Side)
1	Stairs	11th Avenue Shaft	Bench Walls, Both Sides
1	Ladder	10th Avenue Portal	South Side of Gate (Right Side)
2	Ladder	10th Avenue Portal	North Side of Gate (Right Side)
2	Stairs	11th Avenue Shaft	Bench Walls, Both Sides
2	Stairs	Weehawken Shaft	South Bench Wall (Left Side)
<b>East River Tunnels</b>			
1	Stairs	1st Avenue Shaft	South Bench Wall (Right Side)
1	Stairs	Long Island City Shaft	South Bench Wall (Right Side)
1	Stairs	Long Island City Portal	South Bench Wall (Right Side)
2	Stairs	Long Island City Portal	Both Bench Walls
2	Stairs	Long Island City Shaft	Both Bench Walls
2	Stairs	1st Avenue Shaft	Both Bench Walls
3	Stairs	1st Avenue Shaft	South Bench Wall (Right Side)
3	Stairs	Long Island City Shaft	South Bench Wall (Right Side)
3	Stairs	Long Island City Portal	North Bench Wall (Left Side)
4	Stairs	Long Island City Portal	Both Bench Walls
4	Stairs	Long Island City Shaft	Both Bench Walls
4	Stairs	1st Avenue Shaft	Both Bench Walls

In the event of accident or irregularity occurring to tunnel or train which would endanger safety of passengers or train, immediate action must be taken to get passengers to place of safety. If train cannot be moved, passengers should be escorted to an exit.

#### 100 0-A1

Unauthorized persons are prohibited from riding on the rear of passenger trains.

Trainmen are required to ride in the rear of trains over following critical structures, bridges, viaducts, etc.:

- East River Tunnels
- North River Tunnels
- Portal Drawbridge
- Hack Drawbridge
- Dock Drawbridge
- Raritan River Bridge (New Brunswick)
- Delaware River Bridge (Morrisville)

#### Hours of Service

100Q-1. Referring to Rule Q, conductor, trainman, engineman, fireman, or driver of track car after being on duty 13 hours must notify the Superintendent the time he will be on duty 15 hours.

#### Personal Injuries

100R-1A. Injuries to persons or employes must be reported immediately to the Superintendent by wire and full report made to the head of the department within twenty-four hours.

#### 100R-2A. Medical Examiners and Company Surgeons

LOCATION	NAME AND ADDRESS	TELEPHONE NUMBER
Sunnyside.....	N. Ianotti, Building No. 6.....	Penna 6-6000. Extension 2531.
Long Island City	Wm. J. Lavelle, 30-52 Crescent St.....	Stillwell 4-0666 or Astoria 8-0426.
New York.....	A. P. Harrison, Pennsylvania Station.. Judson C. Fisher, 117 East 30th Street..	Penna. 6-6000. UPTown 2451.  Lexington 2-2680.
Jersey City.....	Geo. J. Brick, 43 Cottage St.....	Journal Sq. 2-4138.
Newark.....	Henry Reich, 89 Lincoln Park..... Frank H. Feldman, 115 Lyons Avenue..... A. P. Harrison, Newark, Pgr. Sta....	Market 3-3560.  Waverly 3-0711 Market 2-4000 Ext. 374
Elizabeth.....	H. Irving Dunn, 610 Salem Ave., Elizabeth..... Edward J. Gonczy 420 Jersey Ave.....	Elizabeth 2-5406.  Elizabeth 3-2193
Rahway.....	Wm. M. Golden, 236 W. Milton Ave....	Rahway 7-1754
South Amboy...	J. Francis Weber 264 Main St..... E. H. Eulner, 216 Henry St.....	So. Amboy 360.  So. Amboy 216.
Asbury Park....	Oliver K. Parry, 601 Grand Ave.....	Asbury Park 2-0008.
Point Pleasant..	J. Bruce Henricksen, 422 River Ave.....	Pt. Pleasant 164.
Metuchen.....	J. D. Witmer, 456 Middlesex Ave...	Metuchen 6-1573.
Trenton.....	T. A. Fortescue, Trenton Pass. Sta.... C. W. Carroll, 125 Center Street....	Trenton 2-4161 Extension 63.  Trenton 2-5444.
Bristol.....	Thomas F. Fannin, 435 Radcliffe St.....	Bristol 3837.
Jamesburg.....	J. W. McKinstry, Railroad Ave.....	Jamesburg 141 or 161
Lambertville....	Lloyd A. Hamilton, 46 York Street.....	Lambertville 125
Phillipsburg...	Paul F. Drake, 85 Summit Ave.....	Phillipsburg 5-3101.
Bordentown....	Robert E. Sievers, 15 Walnut St....	Bordentown 14.
Roebing	J. H. Hornberger, 4th and Main Sts....	Florence 144.
Burlington.....	R. D. Anderson, 465 High Street.....	Burlington 360.
Riverton.....	Harry L. Rogers, 408 Main St.....	Riverton 203 or Riverton 132.

100R-3A. Locations of Hospitals.		
LOCATION	NAME AND ADDRESS	TELEPHONE NUMBER
Long Island City	St. Johns— 12th St. & Jackson Ave.	Stillwell 4-8800.
New York.....	St. Clare's Hospital 415 West 51st Street	Judson 6-1500
	New York Hospital 525 E. 68th Street	Regent 4-6000
	French— 324 West 30th St. .. St. Vincent's Hospital 7th Ave. & 11th St.	Lackawanna 4-3060  Oregon 5-0500
Jersey City.....	City—Baldwin Ave. . . St. Francis— East Hamilton Place.	Bergen 3-7000. Journal Square 2-1050
Newark.....	Beth-Israel— 201 Lyons Ave.....	Waverly 3-6000.
	St. Michaels— 306 High St.....	Market 3-8200.
	St. James— Jefferson St.....	Market 2-6437.
Elizabeth.....	Elizabeth General— 925 East Jersey St....	Elizabeth 2-3400.
Rahway.....	Rahway—Jefferson Ave.	Rahway 7-0034.
Perth Amboy...	City— New Brunswick Ave..	Perth Amboy 4-3700
South Amboy...	South Amboy— Bordentown Ave.....	South Amboy 320
Long Branch....	Monmouth Memorial— Third Ave.....	Long Branch 3600.
Asbury Park....	Fitkin Memorial— Asbury Park, N. J....	Asbury Park 8800.
New Brunswick.	Middlesex General— Somerset St.....	Charter 7-8200.
	St. Peters—Easton Ave.	Charter 7-1212.
Trenton.....	St. Francis— Hamilton Ave. and Chambers St.....	Trenton 2-4141.
	McKinley Memorial— Brunswick Ave.....	Trenton 2-5116.
	Mercer— 446 Bellevue Ave.....	Trenton 8241.
Phillipsburg....	Warren— Wilbur Ave.....	Phillipsburg 5-1131.
	Easton— 20th and Lehigh Sts. (Easton, Pa.).....	Easton 6221.
Stroudsburg....	General—East Brown St.	Stroudsburg 936.
Riverside.....	Zurbrugg Memorial— Franklin St.....	Riverside 4-0210.

## 100R-4A. First-Aid Boxes and Stretchers

## First-Aid Boxes, location of:

Passenger, baggage, mail and cabin cars.  
 Passenger and freight stations.  
 Yard offices and car inspectors offices.  
 Suitable places in larger yards.  
 Engine-houses and M of E shops.  
 Power plants and substations.  
 Block and interlocking stations.  
 Tool houses and camp cars.  
 Wreck trains and track cars.  
 Where prescribed by State Law.

## Stretchers, location of:

Baggage and combined cars.  
 All passenger trains except MU trains.  
 Passenger stations and block stations in electrified territory.  
 Engine-houses and M of E shops.  
 Yard offices.  
 Wreck trains.

## OPERATING RULES

### STANDARD TIME

**1001-A1.** Eastern Standard Time applies on this Division.

### TIME-TABLES

#### Letters and Characters

**1004-A.** The following letters and characters in schedules indicate:

- S**—Regular stop.
- F**—Stop on signal to receive or discharge passengers.
- A**—Stop on signal to receive passengers.
- B**—Stop on signal to discharge passengers.
- C**—Regular stop to receive passengers.
- D**—Regular stop to discharge passengers.
- E**—Regular stop for express, mail or newspapers.
- G**—Regular stop, Saturday only.
- H**—Regular stop, Saturday only, to receive passengers.
- J**—Regular stop, Saturday only, to discharge passengers.
- K**—Regular stop, Sunday only.
- L**—Stop on signal, Sunday only, to receive or discharge passengers.
- M**—Regular stop daily except Saturday and Sunday.
- N**—Regular stop daily except Sunday.
- No baggage service.
- ⊕—No baggage service Sunday.
- †—Passenger train—rail motor car.
- \*—Passenger train—with passenger and freight equipment.
- ◇—Passenger train—No train baggageman.
- ‡—Will not run on specified dates shown on schedule pages.

#### 1004-B1.

- P**—Regular stop to receive or discharge passengers to or from south of Washington.
- Q**—Regular stop, Monday only.
- R**—Regular stop Sunday and Nov. 22, Dec. 25, Jan. 1, Feb. 22.
- T**—Regular stop to receive or discharge passengers to or from south or west of Philadelphia.
- U**—Regular stop to receive or discharge passengers to or from west of Pittsburgh.
- V**—Regular stop to receive or discharge passengers to or from Harrisburg and beyond.
- W**—Regular stop to discharge passengers and to receive passengers Sunday, and Dec. 25, Jan. 1.
- X**—Regular stop to receive passengers for Lewistown and points west of Pittsburgh.
- Y**—Regular stop to receive or discharge passengers to or from Pittsburgh and beyond.
- Z**—Regular stop to change engines.
- AA**—Regular stop to receive passengers for points west of Pittsburgh and to receive passengers for points beyond Harrisburg served by New York-Roanoke sleeping cars.
- BB**—Regular stop Sunday and Dec. 25, Jan. 1.
- CC**—Regular stop to receive passengers for Lancaster and beyond.
- FF**—Regular stop Monday only, to discharge passengers from points west of Philadelphia.
- RR**—Regular stop to receive passengers for Lancaster, Pittsburgh and beyond.

**1004-C1.** Time Table of Long Island Railroad is authority for movement of their regular trains, subject to rules of Pennsylvania Railroad and Special Instructions of New York Division, between New York and Harold.

**1004-C2.** Time Table of New York, New Haven & Hartford Railroad is authority for movement of their regular trains, subject to rules of Pennsylvania Railroad and Special Instructions of New York Division, between New York and Harold.

**1007-A1.** Head Trainman (Train Baggage man where no Head Trainman is assigned, or Conductor when train crew consists of less than three (3) men, and Conductors of H. & M. R. R. Trains) must place a red flag and red lamp in head car of MU trains, also trains hauled by railmotor cars or other self-propelled cars of similar type, for use as prescribed by Rule 7.

### ENGINE WHISTLE SIGNALS

**1014(r)-A1.** Rule 14(r) will apply:

When stops are to be made for change of engines, coal, water, or other attention to mechanical defects. Operator will notify train dispatcher promptly.

**1014(dc)-A2.** Rule 14(dc) will apply:

Track	Between	And
No. 0	Stelton	Edison
No. 2	Hunter	Hudson
No. 3	C.	Harold
A.	Union	Elmora

**1014(ec)-A3.** Rule 14(ec) will apply:

Track	Between	And
No. 2	Harold	JO
No. 3	Hudson	Hunter
B.	Elmora	Union

**1014(l)-A4.** Engine whistle on Hudson Tube trains must be sounded at R signs.

**1014(1)-A5.** Portable whistle post (yellow disc with black letter W) will be placed south of eastward track for eastward trains and north of westward track for westward trains, approximately 1250 feet from point where trackmen are working in the territory shown:

Trenton Branch  
Between Millham and Coalport  
Between Midway and Jamesburg  
Between Jamesburg and South Amboy  
Between Harsimus Cove and WA-3  
Between Greenville and WA-6

When portable whistle post is displayed, Rules 14(l) and 14(q) will apply.

### COMMUNICATING SIGNALS

**1016(a)-A.** On Hudson Tube trains, when LIGHT communicating signal system fails, BELL communicating signal system must be used. When train does not start within a reasonable time after doors have been closed, signal of two bells originated by Rear Brakeman must be transmitted ahead in proper succession to Conductor, who must personally inform Engineman to accept BELL instead of LIGHT communicating signals.

### TRAIN SIGNALS

**1019-A1.** Night signals will be displayed on rear of trains and engines while passing through tunnels.

**1019-A2.** Night signals must be displayed by day as well as by night in New York Pennsylvania Station area.

**1019-A3.** Trains of foreign railroads may display train signals as required by the operating rules of their respective railroads when on this Division.

### USE OF SIGNALS

#### Switch Stands Not Equipped With Lighted Switch Lamps or Reflectors

1027-A1. Switch stands at the following locations are not equipped either with lighted lamps or reflectors.

Location	Main, Secondary or Running track	Switch
Union and Division Post (P. T. Divn.)	Main	All Switches.
No. 0 track, Elmora and Linden Park Yard	Running	All Switches
No. 5 track, Hunter and Durants Yard	Running	All Switches
Union and WC	Main	All Switches
WC and Perth Amboy	Running	All Switches
Edison and Raritan Arsenal	Running	All Switches
County and East Millstone	Running	All Switches
No. 5 track, Baldwin St. Yard and County	Running	All Switches
Midway and Rocky Hill	Running	All Switches
Nassau and KS	Secondary	All Switches
No. 0 track, Grundy and Morris	Secondary	All Switches
Amboy Branch, JG and BO	Main	All Switches
Switch 2, WB and Carpenterville	Main	All Switches
McNeil Industrial track, North of Phillipsburg and Manunka Chunk	Main	All Switches
Lambertville and Flemington	Running	All Switches

1030-A1. In the application of **Rule 30**, engines not equipped with engine bell will sound engine whistle as provided in **Rule 14(p)** when passing a train standing on an adjacent track.

Ringing of engine bell may be omitted when running through tunnels.

1035-A. An oil lamp must be used for the red light prescribed by **Rule 35**, Night Signals—to be used by flagman.

#### Fuses and Torpedoes

1035-B1. On account of fire hazard lighted fuses must not be displayed on bridges and trestles, or between east portals of East River tunnels and west portals of North River tunnels unless necessary to prevent an accident.

1035-B2. Torpedoes must not be used between east portals of East River Tunnels and west portals of North River Tunnels or on drawbridges.

1035-C1. Minimum number of fuses and torpedoes which must be carried as part of equipment in services indicated:

	Fuses	Torpedoes
Passenger Service. . . . .	10	20
Freight Service. . . . .	12	12
Engines in Road Service. . .	3	6
Engines in Shifting Service..	3	4
Hudson Tube Trains. . . . .	4	10

NOTE—Additional fuses and torpedoes must be carried when necessitated by weather conditions. In event that the supply becomes depleted during a trip, proper advance information must be given in order that the supply may be replenished at convenient points.

#### Facing Hand-operated Switches

1037-C. Train orders on main tracks and verbal permission of signalman when authorized by the Superintendent on secondary tracks must be used to advance a train or engine at a Manual Block Signal which cannot be cleared where facing point hand-operated switches are connected with the signal.

#### Facing Hand-operated Switches connected with Manual Block Signal

1037-C1. Locations:

Block Station	Block Signal Governing Movement		Facing Switches Connected to Signal between
	Direction	Track	
JG	Westward	Single	Block Station and M.P. 4
MJ	Westward	No. 2	Home Signal 5130 feet east of MJ and MJ
MJ	Westward	No. 2	Block Signal and M.P. 47
MJ	Eastward	No. 1	Block Station and Home Signal 4700 feet east of MJ
River-side	Westward	No. 2	Block Station and M.P. 50
SG	Westward	Single	Block Station and M.P. 1
Farm-ingle-dale	Westward	Single	Block Station and M.P. 9
G	Northward	Single	Block Station and M.P. 2
French-town	Northward	Single	Block Station and Distant Switch Indicator B-326
French-town	Southward	Single	Block Station and M.P. 38
MG	Northward	Single	Block Station and M.P. 66

NOTE—A train or engine receiving train order on main track or in the application of **Rule 362** verbal permission of signalman on secondary track to pass a Manual Block Signal which cannot be cleared where facing hand-operated switches are connected with the signal, must be advised of the condition of the block ahead, and train or engine must approach such switches prepared to stop short of switches not properly lined.

1038-A2. For protection of trackmen working between automatic signals W37-W38 and east end of North River tunnels, also between west end of East River tunnels and F:—

A yellow flag or yellow light will be placed a sufficient distance from trackmen to enable trains to reduce speed to 35 miles per hour. Speed must be reduced as soon as it can be accomplished with proper handling of train, after passing the yellow flag or yellow light, to conform with this requirement.

A green flag or green light will be placed at point where authorized speed may be resumed.

When yellow flag or yellow light is sighted **Rules 14(l)** and **14(q)** will apply.

#### SUPERIORITY OF TRAINS

1072-A1. Eastward and Northward trains are superior by direction to trains of the same class in the opposite direction, unless otherwise specified.

1072-A2. A delayed regular train is superior by direction to an opposing regular train that is to be run by the same engine and crew.



## GENERAL ORDERS

## Bulletin Boards, Employees' Registers, Standard Clocks.

1075-A1. Location of Bulletin Boards on this Division and other railroads where General Orders of this Division will be posted and delivered, locations of Employees' Registers and Standard Clocks on this Division, also locations on this Division where General Orders of other Divisions will be posted and delivered:

Bulletin Board	Employees' Register	Standard Clock	Location	Other Divisions
X	X	X	Brooklyn—North 4th St. Freight Station	.....
X	X	X	Sunnyside—Crew Dispatcher's Office	L.V.R.R. N.Y.N.H.&H.R.R. L.I.R.R. N.Y. & L.B.R.R. Phila. Terminal.
X	X	X	New York—Crew Dispatcher's Office	P.R.S.L. Atlantic. Philadelphia. Maryland. Washington Terminal.
X	X	X	New York—37th St. Freight Station	.....
X	X	X	New York—Yard Master's Office—7th Avenue	.....
X	X	X	New York—Yard Master's Office—No. 1 Track	.....
X	X	X	Jersey City—Jacy Block and Interlocking Station	L.V.R.R. N.Y. & L.B.R.R. Phila. Terminal.
X	X	X	Jersey City—Henderson St. Yard Office	P.R.S.L. Atlantic. Philadelphia. Maryland. Washington Terminal.
X	X	X	Jersey City—Green St. Yard Office	.....
X	X	X	Newark — Crew Dispatcher's Office	.....
X	X	X	Meadows—No. 1 Yard Office...	.....
X	X	X	Meadows—Produce Yard Office	.....
X	X	X	Harrison—Yard Office.....	.....
X	X	X	Newark—Clinton Ave. Yard Office	.....
X	X	X	Waverly—Yard Office—WA-4..	L.V.R.R. N.Y. & L.B.R.R. Phila. Terminal.
X	X	X	Waverly—WA-5.....	P.R.S.L. Atlantic. Philadelphia. Maryland. Washington Terminal.
X	X	X	Greenville—Yard Master's Office	.....
X	X	X	Greenville—Westbound Hump Yard Office	.....
X	X	X	Linden—Stiles St. Yard Office	.....

Bulletin Board	Employees' Register	Standard Clock	Location	Other Divisions
X	X	X	South Amboy—Yard Office	L.V.R.R. N.Y. & L.B.R.R. Phila. Terminal. P.R.S.L. Atlantic. Philadelphia. Maryland. Washington Terminal.
X	X	X	Metuchen—Yard Office, Ford Yard	.....
X	X	X	County—Yard Office	L.V.R.R. N.Y. & L.B.R.R. Phila. Terminal. P.R.S.L. Atlantic. Philadelphia. Maryland. Washington Terminal.
X	X	X	Princeton—Conductor's Room	.....
X	X	X	Trenton—Yard Office, East End Barracks Yard	L.V.R.R. N.Y. & L.B.R.R. Phila. Terminal. P.R.S.L. Atlantic. Philadelphia. Maryland. Washington Terminal.
X	X	X	Trenton—Switchman's Office, West End Barracks Yard	.....
X	X	X	Trenton — Oil House, Trenton Engine House	D.L. & W. Notices N.Y. & L.B.R.R. Phila. Terminal.
X	X	X	Trenton—Yard Master's Office, Coalport	P.R.S.L. Atlantic. Philadelphia. Maryland. Washington Terminal.
X	X	X	Trenton — Crew Dispatcher's Office, Passenger Station	.....
X	X	X	Bristol—Weighmaster's Office..	.....
X	X	X	Phillipsburg—Yard Office	D.L. & W. Notices. L. & H.R.Ry. N.Y. & L.B.R.R. Phila. Terminal. P.R.S.L. Atlantic. Philadelphia. Maryland. Washington Terminal.
X			HUDSON & MANHATTAN R. R. Hudson Terminal—No. 4 platform	New York.
X			WASHINGTON TERMINAL R. R. P.R.R. Crew Dispatchers Office, Second Floor, Sta. Bldg.	New York.
X			Enginehouse	.....

Bulletin Board	Employees' Register	Standard Clock	Location	Other Divisions
X X			NEW YORK & LONG BRANCH R. R. Red Bank—Interlocking Station Bay Head Jct.—Yard Office	New York.
X X			PENNSYLVANIA-READING SEASHORE LINES Atlantic City—Station Master's Office Enginehouse Foreman's Office	New York.
X X X X X X X X X X			NEW YORK, NEW HAVEN & HARTFORD R. R. Grand Central Terminal—Assistant Superintendent's Office and Motor Shop Oak Point, New York—Motor Shop Stamford, Conn.—Enginehouse Hartford, Conn.—Conductor's Room New Haven, Conn.—Crew Dispatcher's Office and Motor Shop Springfield, Mass.—Conductor's Room Boston, Mass.—Conductor's Room Maybrook, N. Y.—BK Office Maybrook, N. Y.—Enginehouse Foreman's Office	New York.
X X X X X X X X X			LEHIGH VALLEY R. R. Jersey City, N. J.—Main Office Oak Island, N. J.—Enginehouse Easton, Pa.—Yard Office Lehigh, Pa. Passenger Sta. and Crew Dispatcher's Office South Easton, Pa.—Enginehouse Wilkes-Barre, Pa.—Passenger Sta. and Yard Office Coxton, Pa.—Gen'l Yard Office Sayre, Pa.—Passenger Sta. Buffalo, N. Y.—Train Dispatcher's Office Suspension Bridge, N. Y.—Yard Office	New York.
X			WEST SHORE R. R. Weehawken—General Yard Master's Office	New York.
X X X			CENTRAL RAILROAD OF N. J. Enginehouse Foreman's Office—Phillipsburg PU Tower—Phillipsburg Enginehouse Foreman's Office—Bethlehem Terminal Train Master's Office—Allentown	New York.

NOTE.—X indicates in service.

NOTE.—Referring to sixth paragraph of Rule 75, at all locations on this division where employees registers are provided, a conductor and engineman assigned to the same train or assignment must know that the other is qualified for that train or assignment.

### Standard Clocks

1075-A3. Standard Clocks At Other Points:

**Block Stations.**  
**Interlocking Stations.**  
New York—Train Dispatcher's Office.  
Newark —Station Master's Office.

### General Order Zones

1075-A4. General Order Zones of this Division are as follows:

Zone	Main Line	Branches
A	Between: Harold and A inclusive	
B	Between: A exclusive and Lane inclusive	Jersey City Passaic and Harsimus Greenville
C	Between: Lane exclusive and Div. Post (P.T. Div.)	Perth Amboy and Woodbridge Princeton Trenton
D		Jamesburg Freehold
E		Amboy Bordentown
F		Belvidere-Delaware

Note: Each Zone also includes connecting secondary tracks and yards in its respective territory.

### Qualifications of Conductor or Engineman

1075-A5. A conductor or an engineman who has not made a trip, either in service or a special trip in such manner as to keep posted on the physical characteristics of his own division, or a part of it, or over connecting divisions used in interdivisional service within a period of twelve months, must not be used on such portions of the road until he has made one or more trips. In such cases it will be necessary to go over the portion of the division involved, be examined and qualified by the proper division officer.

When a conductor or engineman makes a trip (not in service) for the purpose of retaining his qualifications he must notify the Superintendent in writing, giving necessary details, and have conductor or engineman witness his certification.

Conductors or enginemen extending their qualifications by making trips (not in service) must be re-examined after the expiration of one year.

1075-A6. Passenger crews, unless otherwise instructed, must report ready for duty not later than the number of minutes prior to scheduled leaving time of assigned train as shown at following points:			Number of minutes required to report prior to leaving time				
			Passenger Engine Crews				
LOCATION	SERVICE	Note	Steam Engines	Electric Engines	MU	Trains	Passenger Trainmen
Sunnyside Yard...	Trains from Sunnyside Yard	1	105	...	...	...	...
Sunnyside Yard...	Trains from P. X. T.	...	75	...	...	30	...
Sunnyside Yard...	Trains from New York	1	75	...	...	...	...
Sunnyside Yard...	Trains from Jersey City	3	105	...	...	...	...
New York				20	30		
New York	L. I. R. R. (MU)			15	20		
New York	L. I. R. R. (other than MU)			90	20		
New York	N. Y., N. H. & H. R. R.	2		40	10		
Jersey City				30	20	20	
Meadows	Trains from Jersey City	3	90	90	...	...	...
Meadows	Trains from Hudson	4	75	75	...	...	...
Newark	H. & M. R. R.			10	10		
Rahway					10		
County					20	15	
Princeton					20	15	
Trenton			90	45	15		
Trenton	Equipment from West Barracks			75	40	40	
Trenton	Equipment from East Barracks			75	45	45	
Trenton	Equipment from Station Yards			60	40	25	
South Amboy			50	45	30	25	
South Amboy	Trains from Union	5	90	...	...	...	...
Long Branch			45	...	...	20	
Bay Head Junction			50	...	...	35	
Phillipsburg			75	...	...	30	
Stroudsburg			90	...	...	30	

## NOTE:

1. Prior to scheduled leaving time of train from New York.
2. Prior to scheduled arriving time of train at New York for Trainmen.
3. Prior to scheduled leaving time of train from Jersey City.
4. Prior to scheduled leaving time of train from Hudson.
5. Prior to scheduled leaving time of train from Union.

1075-A7. Passenger Trainmen deadheading must sign crew register not less than 10 minutes prior to leaving time of train on which deadheading.

1075-A8. Passenger Trainmen terminating duty at Sunnyside Yard, New York and Jersey City must personally sign crew register.

1075-A9. Referring to ninth paragraph of Rule 75, employes assigned to yard or terminal service will not be required to carry their time-tables with them while in such service provided that they have them on their person when reporting for duty, so they can be posted, and keep them within easy access.

## OBSERVATION OF TRAINS FOR DEFECTS

## Dragging Equipment Detector.

1076-A1. Eastward movements at the following locations:

HUNT	{	Track No. 1—1200 feet west of Signal 122.
	{	Tracks Nos. 2 and 3 at Westward Home Signal Bridge, Lane.
MILLHAM	{	Tracks Nos. 1, 2 and 3—1500 feet west of Signal 558.

When device is actuated, cab signals will indicate Restricting and most favorable indication on fixed signals between location of device and interlocking (including interlocking home signal) will be Approach.

Trains receiving Restricting indication on cab signals in conjunction with Approach indication on fixed signals between point where device is located and interlocking must stop as soon as proper handling of train will permit, report to Signalman and be governed by his instructions.

Non-equipped trains receiving Approach indication on fixed signals between point where device is located and interlocking (including interlocking home signals) must not exceed speed of 20 miles per hour.

## Emergency Car Replacers

1076-B1. Car replacers for emergency use are located at all interlockings between R and Hudson inclusive, each set bearing a mark indicating where it belongs.

They may be taken by Trainmen on permission of Signalman, or forwarded by direction of Superintendent to any point where required; but must be immediately returned to point where they belong. Signalman must report to Superintendent when car replacers are not promptly returned.

## Overheated Wheels—Cars

1076-C1. When wheels are overheated due to brakes sticking and after releasing and cutting brake out on car in question, a thorough examination must be made of overheated wheels and where cracks are found as given herein, car must be set out of train:

1. Transverse cracks (cracks at right angle to plane of wheel) in tread of wheel which are over  $2\frac{3}{4}$  inches in length, or extend into throat of flange, or extend across top of flange.
2. Wheels with crack in plate, circular crack between hub and rim of wheel.
3. Wheels cracked radially through plate from wheel fit towards rim.

## Emergency Materials for Hot Journals

1077-A1. Jacks and materials for use in case of hot journals are located at:

- \*Waverly ..... Car Inspector's Building.
- \*Rahway ..... Under west end of Westward Platform.
- \*Perth Amboy Junction Yard Clerk's Office.
- \*Metuchen ..... Edison Tower.
- \*County ..... Car Inspector's Building.
- \*Monmouth Junction ..... East end of Passenger Station.
- Trenton ..... Station Platforms.
- \*Bristol ..... South side of No. 1 track about opposite Scale House.

\* Indicates car inspectors are not always at these points to take care of hot boxes.

When cars develop hot bearings, or similar conditions, likely to result in fire, making it necessary to set cars off on road or in yards, train crews must take necessary precautions to prevent fire. At outlying points where there are no inspectors, waste must be taken out of journal box and thoroughly drenched with water to prevent possibility of blazing after car is cut off and left.

## MOVEMENT OF TRACK CARS

1080-A1. Track cars are prohibited on main tracks between Harold and Holmes, Jacy and Hudson, Union and WC, except when authorized by train order.

## MOVEMENT OF TRAINS

1083-A1. Rule S-83: Except on portions of the railroad where Rule 261 is in effect, the information as to the arrival or departure of superior trains will be furnished on Form C.T.1246 or by message, by the signalman at initial stations, junctions or where trains pass from one of two or more tracks to single track or by train orders if furnished to trains before arrival at the points mentioned.

1083-B. Rule D-83: Except on portions of the railroad where Rules 251 or 261 are in effect, information as to the departure of superior trains will be furnished verbally to train by the signalman at initial stations or junctions

#### Yard Limits

1093-A1. Yards indicated by yard limit boards located at:

Branch	Between	And
Princeton	Nassau	2195 feet north of Princeton Jet.
Princeton	Princeton	5459 feet south of Princeton
Amboy	End of two main tracks "OB"	1775 feet west of OB
Amboy	7150 feet east of JG	5300 feet west of JG
Amboy	8510 feet east of K	1175 feet west of K
Amboy	21400 feet east of BO	End of two main tracks "BO"
Freehold	Sea Girt	2982 feet west of Manasquan
Freehold	550 feet east of FD	6800 feet west of FD
Freehold	8175 feet east of JG	"JG"
Belvidere-Delaware	Manunka Chunk	14655 feet north of Belvidere
Belvidere-Delaware	2300 feet north of Belvidere	7810 feet south of Belvidere
Belvidere-Delaware	12860 feet north of Phillipsburg	1800 feet north of Carpenterville
Belvidere-Delaware	4785 feet north of Frenchtown	1240 feet south of Frenchtown
Belvidere-Delaware	9740 feet north of Lambertville	4160 feet south of Lambertville
Belvidere-Delaware	13620 feet north of Warren St.	"MG"

#### Authority to proceed as an extra.

1097-A1. Where Rules 261, 262, 263 and 264 are in effect, signal indication or permission of the signalman will be authority for a train to proceed as an extra.

When a train is to run as a Passenger Extra it will be notified by the signalman, except:

At New York or Newark by the Station Master or his representative.

#### Non-Interlocked Railroad Crossings at Grade

1098-A1. Movements of trains or engines on tracks of this division over non-interlocked railroad crossings at grade will be governed as follows:

Location	Signals, etc., Governing Movements Over Crossings		Requirements	Note
	Type	Indication or position		
Perth Amboy: Crossing with L.V.R.R.	Semaphore	Stop	Operate push button to obtain Aspect Figure C, Rule 290.	1
Newark: Crossing with L. V. R. R. Interchange Track.	None	None	Operate derris by means of two-lever machine located between P.R.R. and L.V.R.R. tracks, east of Frainghursen Ave.	2
Phillipsburg: Freight House tracks, Crossing with lead to L. & H. R.R. Bridge.	None	None	It must be known the crossing is clear before using.	

Note 1.—Home signals governing movements on L. V. R. R. tracks normally displayed for movements over crossing. Home signals governing movements on P. R. R. track normally display STOP.

Separate push button for controlling each P. R. R. home signal is provided in case marked PB, equipped with P. R. R. switch lock. Each button is located adjacent to and on the same side of L. V. R. R. tracks as signal it controls.

P. R. R. trains must stop at home signal. Trainman must go to crossing and after assuring himself that no L. V. R. R. train is on or approaching crossing on any L. V. R. R. track, will operate push button. After an interval of approximately two minutes P. R. R. home signal governing movement desired will display aspect Figure C, Rule 290. Train may then proceed over crossing beyond opposing signal.

Cases containing push-buttons must be kept locked when not in use.

Note 2.—Instructions for operating levers are posted at machine.

1098-A2. Martins Creek Yard—All trains and yard engines must move in vicinity of junction with L. & N. E. R. R. and D. L. & W. R. R. prepared to stop unless track is seen or known to be clear.

Attention is called to Special Instruction of current time table of L. & N. E. R. R. reading "Within yard limits the main track may be used, protecting against first-class and second-class trains. Third-class, extra trains and yard engines must move within yard limits prepared to stop unless the track is seen or known to be clear." Also D. L. & W. R. R. General Instruction of current time table reading—"The movement in either direction of trains or engines between division post at end of Martins Creek Branch and the east end of the Delaware River bridge must be under protection of flagman against opposing trains or engines."

#### Movable Bridge—Not Part of an Interlocking.

1098-B1. Delanco Drawbridge—In case of signal failure, Signalman at MJ will, after complying with Rule 98, and conferring with Train Dispatcher, issue Clearance Card Form C.

### Automatic Highway Crossing Protection on Sidings, Yard or other Tracks

**1103-A2.** At the following locations automatic highway crossing protection indicates the approach of a train:

#### Amboy Branch:

- East Burlington —Jones Street
- \*Burlington —Sluice Road
- Beverly —{Cooper Street  
Broad Street
- \*Delanco —Coopertown Road
- Riverside —Fairview Street
- Riverton —{Cedar Street  
Thomas Avenue
- Arch St., Palmyra—Hylton Road

#### Belvidere-Delaware Branch:

- \*WB—{Wilburtha Road  
Upper Ferry Road

\*NOTE.—At these locations an apparatus is provided for the manual operation of these signals for protecting highway traffic against movements on other than main tracks. Before such movement fouls crossing, a trainman must be stationed at the apparatus to operate the highway crossing signals should they fail to operate automatically.

When necessary to operate the signals manually, they must be kept in operation until the entire movement clears the crossing. When movement is completed, OPERATING BUTTON box must be locked.

#### Trenton-South Broad Street

Manually operated flashing light highway crossing signals for protection of southward highway traffic over Lead track and Connecting track are controlled from push buttons located in control box painted aluminum and mounted on post on east side of South Broad Street, 10 feet south of Lead track and 10 feet south of Connecting track.

Before any movement is permitted to obstruct highway traffic on either the Lead track or the Connecting track, the highway crossing signals must be caused to operate by pushing button marked START, in either control box, to protect southward highway traffic. A member of the train crew must station himself on the crossing in such manner as to insure full protection to northward highway traffic until the movement is completed and the crossing entirely clear of rolling stock.

After movement is completed and the crossing clear for use of highway traffic, the operation of the highway signals must be stopped by pushing button marked STOP in either control box.

The highway crossing signals must not be operated unnecessarily.

#### Movements against Current of Traffic

**1103-A3.** At the following locations automatic highway crossing protection does not operate for movements against the current of traffic:

- Dayton—{New Brunswick Turnpike  
Friendship Road

### Interrupting Operation of Automatic Highway Crossing Protection Manually

**1103-A5.** At the following locations apparatus is provided to interrupt the operation of the automatic highway crossing protection manually:

- Riverside, No. 1 track —Fairview Street
- Riverton, No. 1 track —{Main Street  
Thomas Avenue
- Arch St., Palmyra, No. 1 track—Hylton Road

### Interrupting Operation of Automatic Highway Crossing Protection Automatically

**1103-A6.** At the following locations apparatus is provided to interrupt the operation of the automatic highway crossing protection automatically:

- Riverside, No. 1 track—Pavilion Avenue

Eastward trains stopped longer than 30 seconds on No. 1 track more than 40 feet west of Pavilion Avenue will automatically release track circuit to automatic highway protection permitting crossing gates and flashing lights to clear for highway traffic. The gates and flashing lights will again operate for the protection of highway traffic when the rail movement passes a point 40 feet west of this crossing. Rail movements so operated must not foul Pavilion Avenue until full protection is afforded highway traffic.

**1103-C1.** Trains or engines must stop before passing over the following public highway crossings at grade and a member of the crew must protect the crossing in advance of each movement over the crossing:

TRACK	CROSSING	LOCATION
Track leading to Washington St. Yard.	Washington Street.....	Jersey City.
(*) Track to Public Service Electric & Gas Company's plant.....	Fourth Street.....	Harrison.
Hudson—River St.....	First St., Second St. and First and Essex Streets.	Harrison.
Hudson—River St.....	Center and River Streets.....	Newark.
Hunter—18th Ave.....	Street crossings not protected by Crossing Watchman.	Newark.
Industrial Spur Track...	Lower Road to Rahway.....	Linden.
Fertl-Soil Co. Track.....	New Brunswick Ave.....	Rahway.
Industrial Siding.....	Greene St., Polion St., Main Street, Factory Lane (Berry's Crossing).	Woodbridge.
Hampton Cutter.....	Amboy Avenue.....	Genasoo.
WC—Perth Amboy.....	Hall Ave., Washington St., William St., Broad St. and Easton Avenue.	Perth Amboy.
Edison-Raritan Arsenal.	Vineyard Road.....	Raritan Township.
Edison—Raritan Arsenal	N. J. Route No. 25.....	Raritan Township.
County—East Millstone.	Grade crossing 1839 feet west of junction with the Main Line.	New Brunswick.
County—East Millstone.	N. J. Route No. 27.....	Voorhees.
County—East Millstone.	Millstone-New Brunswick Turnpike.	Middlebush.
Construction Track....	Adams Road.....	Adams.
County—East Millstone.	Millstone-New Brunswick Turnpike.	East Millstone.
Tail track.....	Tower Road.....	Monmouth Junction.
Midway—Rocky Hill...	Ridge Road and New Road...	Monmouth Junction.
Midway—Rocky Hill...	N. J. Route No. 26 and Kingston Road.	Kingston.
Conrad Sebolt.....	Franklin-Georgetown Pike....	Rocky Hill.
W. & J. Sloane Co.....	Bear Swamp Road.....	East of Millham.

TRACK	CROSSING	LOCATION
Fair Ground.....	East State Street.....	East of Millham.
General Electric Co.....	East State Street.....	East of Millham.
L. A. Young Spring & Wire Co.....	East State Street Extension...	Millham
Enterprise Spur.....	Cherry Tree Lane and Hutchinson Mills, Lawrence Road.	Lawrence Township.
Lead Track.....	South Broad St. (Northward highway traffic)	East of Broad St. (Trenton)
Connecting Track.....	South Broad St. (Northward highway traffic)	East of Broad St. (Trenton)
Old Line Tracks.....	Pennsylvania Ave. and Washington Street.	Morrisville.
Construction Track.....	Bristol Pike.....	Morrisville.
Construction Track.....	Tyburn Road.....	Morrisville.
Naught Track Warner Company	Philadelphia and Bristol Turnpike.	Tullytown.
Paterson Parchment Paper Co.	Philadelphia and Bristol Turnpike.	Edgely.
Old Line Tracks.....	All Street Crossings.....	Bristol.
Lambertville-Flemington Freehold Branch.....	Public Road Crossing.....	Lambertville.
	Hudson St.—1387 feet East of Freehold (when not protected by Crossing Watchman).....	Freehold.
Quarry.....	River Road.....	Moore.
Lambertville-Flemington	N. J. Route No. 12.....	Flemington.
Wye.....	Sherman Street.....	Jamesburg.
Amboy Branch.....	Edinburg Road.....	Windsor.
Wye.....	Park Street.....	Bordentown.
Old Mt. Holly Track.....	N. J. Route 25.....	Burlington.
Farmers' Cooperative Assn., Track.	Southard Avenue.....	Farmingdale.
Hause Gravel Company Track.	Giffords Curve Road.....	West of Allenwood.

(\*) Track can only be used between the hours 2.00 A.M. and 5.00 A.M.

1103-C2. Harrison—Movements using track leading to and serving Zausner Foods Incorporated must not exceed a speed of 6 miles per hour.

While movements are approaching, moving on or standing on Second and Burlington Streets, a member of the train crew must protect highway traffic.

Between 12.00 A.M. and 8.00 A.M. daily, the crossing at 4th Street, Harrison will not be protected by a crossing watchman.

When there is no crossing watchman on duty at 4th Street, Harrison, rail movements over the crossing must be protected by two members of the train crew, one stationed on each side of the crossing with standard flagging equipment during the entire time the crossing is occupied by the train or cars.

1103-C3. Between Hunter and 18th Ave., Newark—Elizabeth Avenue and Peddie Street Crossing—trains must stop clear of stop sign;—Before making a movement across Elizabeth Avenue, Conductor or Engineman must go to signal control box, located at the southeast corner, or to the switch box, located on traffic signal mast on the southwest corner of Elizabeth Avenue and Peddie Street, insert switch key in opening marked "Key" and wait until traffic lights on Peddie Street go to Amber or "caution," then turn key to right, which will hold highway traffic signals in their most restrictive position. Key must remain in this position in box until movement over crossing has been completed, after which Conductor or Engineman must restore traffic lights to normal operation by turning key to left and removing from box.

Movement must not be made across Elizabeth Avenue when traffic light for Elizabeth Avenue indicates "Proceed."

Frelinghuysen Avenue, Newark—Trains or engines must come to a stop before passing over highway crossing and must not proceed until gates are lowered, or when gates are out of order proceed on hand signal from crossing watchman.

1103-C4. Trenton—Trains stopping over highway crossings and obstructing traffic must be cut except where less delay to traffic will result by not cutting trains.

When traffic has been obstructed by train on crossing, such traffic must be allowed to proceed, if possible, before crossing is again obstructed by a train in either direction.

Shifting crews must not leave any portion of their train standing so as to obstruct crossings.

Fire gongs located at following crossings—Montgomery Street, Warren Street, Willow Street, Hermitage Avenue, Perry Street, State Street, Greenwood Avenue, South Broad Street, Hamilton Avenue, Cass Street and Lalor Street, and when sounded indicate that fire is in locality where it will be necessary for fire apparatus to cross tracks. Employees must hold trains clear of crossings sufficient time to allow apparatus movement across tracks without delay.

Trains or engines using Columbian Carbon Industrial track must stop before passing over Cass Street grade crossing and the crossing protected in advance of each movement by one member of the crew in day time and two members of the crew at night.

Rail movements, except light engines, using running tracks between Hamilton Avenue and Coalport, restricted from passing over State Street crossing, between the hours of 8.15 A.M. and 9.15 A.M., and 4.30 P.M. and 5.30 P.M., daily, except Sunday.

1103a-C5. Morrisville—Train and engine movements using Delmorr Avenue industrial track over South Delmorr Avenue, at Clymer Street and on South Delmorr Avenue between Green Street and Vansant Street, shall be preceded by a member of the train crew to protect highway traffic.

1103-C6. Grundy—Each locomotive car or train passing over Highway Route No. 150 on track leading to and serving Fleetwings, Inc., located 1500 feet north of main line tracks, must be preceded by a member of the train crew, equipped with a red flag during daylight hours and a red and white lantern and a lighted fusee during the hours of darkness to protect highway traffic.

1103-C7. Brown—Rail movements using Owens-Illinois Glass Company track are restricted from passing over Bordentown-South Amboy Turnpike highway crossing between the hours of 6.00 A.M. and 9.00 A.M., and 3.00 P.M. and 6.00 P.M. Movements to be made over this highway crossing must stop before passing over it and a member of the crew must flag the crossing to protect highway traffic.

1103-C8. Cars must not be placed on industrial tracks between clearance posts located as follows:—

100 feet east and west of crossing west of Arch Street Station, Palmyra.

100 feet east and west of first crossing west of Beverly.

50 feet east and west of Maple Avenue on G. W. Helme Co. track, Helmetta.

150 feet east and west of tile works crossing 1800 feet east of Old Bridge.

1103-C9. Union Square, Phillipsburg—Trains and engines in either direction must approach crossing prepared to stop.

#### 1104-A1. Normal Position of Switches and Crossovers at Specified Locations.

Switch Located at	Connecting	With	Normal Position is for Movements
West end No. 13 Track Hudson Interlocking	No. 13 Track	No. 14 Track	To No. 13 Track
East end No. 13 Track Hudson Interlocking	No. 13 Track	No. 14 Track	To No. 13 Track
East end Modoc Track	Modoc Track	No. 0 Track	Modoc Track
East end No. 5 Track, Millham	Westward Running Track	No. 5 Track	Westward Running Track
West leg of Wye, west of Millham	West leg of Wye	No. 5 Track	West leg of Wye

1104-A2. Trenton Enginehouse—Trains using west ladder between connection to No. 5 track and inbound and outbound engine track connections must obtain permission and report clear to Signalman at Millham. Normal position of switch leading from No. 5 track to west ladder is for movements to west ladder.

**1104-B1. Switch tenders are stationed at and have charge of main track switches as indicated:**

Location	Switches
WA-5	All switches.

**1104-B2. Harsimus Cove—Switchtender on duty at Brunswick Street, between 3.59 P.M. and 11.59 P.M. daily.**

During the hours there is no Switchtender on duty at Brunswick Street, eastward trains and engines must stop clear of all switches at that point and call Yard Master at No. 10 Office for instructions. Eastward trains and engines using westward running track, Waldo to Brunswick Street, must advise signalman at Waldo when clear of this track at Brunswick Street. Westward trains and engines must stop clear of all switches at Brunswick Street and obtain permission from signalman at Waldo to proceed west of that point.

**1104-C1. Signalmen in charge of main track hand operated switches when block station is open:**

Location	Switches
WA-2	All switches.
WA-3	All switches.
WA-6	All switches.
BO	All switches.
MA	Switch in No. 1 track at MA and Switch in No. 2 track 550 feet east of MA.

**Hand Operated Switches Equipped With Electric Locks**

**1104-D1a. The following switches are equipped with electric lock; permission to unlock must be obtained from signalman.**

Location	Switch	Controlled by
Jersey City Branch 3925 feet east of Waldo	Crossover between Nos. 1 and 2 tracks	Waldo
Nassau	*Crossover between Main track and siding, Princeton Branch	Nassau
Nassau	*Crossover between Main track and west leg of Wye, Princeton Branch	Nassau
1560 feet west MW	Crossover between No. 2 track and Middle track	Morris
4144 feet west Morris	Switch in No. 2 track at east end "E" Yard	Morris
4244 feet west Morris	Switch in No. 2 track at east end "D" Yard	Morris
1000 feet east BO	Switch at east leg of wye, Bordentown Branch	BO
5100 feet east MJ	Crossover between Nos. 1 and 2 tracks	MJ
4900 feet east MJ	Switch in No. 1 track at east end East Burlington siding	MJ
4900 feet east MJ	Crossover between No. 2 track and U. S. Pipe and Foundry Company track	MJ
2550 feet west BU	Switch in No. 2 track at east end Industrial track	MJ

\* Lock Lever must be placed in locked position and padlock inserted in Keeper of Electric Lock in either normal or reverse position before proceed signal can be displayed.

**1104-D1b. The following switches are equipped with electric locks; to unlock, obtain permission from signalman, remove padlock from keeper and wait for lamp located on staff adjacent to switch lock mechanism to light.**

Location	Switch	Controlled by
3400 feet west Edison	Switch in No. 0 track leading to Wye track	Edison
4100 feet west Edison	Switch in No. 0 track leading to No. 5 and No. 6 yard tracks	Edison
7470 feet west Edison	Switch in No. 0 track leading to No. 5 and No. 6 yard tracks	Edison
2680 feet east Adams	Switch in No. 1 track leading to construction track	Midway
3000 feet west Waldo	Switch in No. 2 track P & H Branch leading to Marion Yard	Waldo
2100 feet east WA-2	Switch in No. 2 track Greenville Branch leading to Old Westward Bay Line track	WA-2
900 feet east CY	Switch in No. 1 track Greenville Branch leading to New Garden Yard	CY
1500 feet west CY	Crossover between No. 1 track and Oak Island track, Greenville Branch	WA-2
Kinkora	Crossover between Nos. 1 and 2 tracks located 20 feet east of east end Kinkora siding	*Kinkora
Kinkora	Switch in No. 1 track at east end Kinkora siding	*Kinkora
Kinkora	Crossover between Kinkora siding and No. 1 track	*Kinkora
Kinkora	Crossover in No. 2 track at east end Roebbling Industrial track	*Kinkora
Kinkora	Switch in No. 1 track at west leg of Wye, Amboy Branch	*Kinkora
Kinkora	Switch at west leg Wye, Kinkora Branch	*Kinkora

\* When Kinkora Block Station is closed, Special Instruction 1104-D2a will apply.

**1104-D2a. The following switches are equipped with electric lock controlled by automatic timing device; to unlock, remove padlock from keeper and wait for lamp, located on staff adjacent to switch lock mechanism, to light. If switch does not unlock within seven minutes after padlock is removed, the superintendent must be notified:**

Location	Switches
1768 feet east of WC	Switch in No. 1 track leading to Refrigeration Corporation of America track
450 feet east of Broad St. Trenton	Facing switch in No. 2 track—leading to connecting track
Kinkora	*Switch at west leg of Wye, Kinkora Branch
Kinkora	*Switch in No. 1 track at west leg of Wye, Amboy Branch
Kinkora	*Crossover in No. 2 track at east end Roebbling Industrial track
Kinkora	*Crossover between Kinkora siding and No. 1 track
Kinkora	*Switch in No. 1 track at east end Kinkora siding
Kinkora	*Crossover between Nos. 1 and 2 tracks located 20 feet east of east end Kinkora siding

\* When Kinkora Block Station is open, Special Instruction 1104-D1b will apply.

**1104-D2b. Trenton Branch-CB.** Hand-operated crossover between Track No. 1 and ladder at east end of "C" Yard, equipped with center lock lever and electrically locked. Employees, before using this crossover, will operate push-button located on post at west end of crossover, holding button until lamp marked "Locked" goes out. Then wait four minutes until lamp marked "Unlocked" lights, after which lock lever can be operated. Lock lever can only be operated to unlock switch while lamp marked "Unlocked" is lighted.

**1104-E1. Spring Switches Located:**

Location	Normal Position	Route For Which It Is Sprung
Sunnyside — Connecting Hump Track to Inbound Motor Track	Inbound Motor Track	Eastward movements from Hump Track
Karny—745 feet east of P. & H. Branch overhead bridge connecting Modoc Track to No. 0 Track (Note 1)	No. 0 Track	Westward movements from Modoc Track
Karny—2395 feet east of P. & H. Branch overhead bridge on west end of east crossover between Modoc Track and No. 0 Track. (Note 1)	No. 0 Track	Westward movements from Modoc Track
South Amboy Junction—Connecting westward siding to single track. (Note 2)	Single Track	Westward movements from westward siding
South Amboy Junction—End of two main tracks. (Note 2)	Single Track to No. 2 Track	Eastward movements from No. 1 Track to single track
OB — End of two main tracks	Single Track to No. 1 Track	Westward movements from No. 2 Track to single track

**Note 1.** Eastward movements over spring switches at Karny must not be made with red light displayed on switch lamp, until switch points have been checked in proper position.

**Note 2.** When spring switches, or hand switch 3, at South Amboy Junction are hand-operated for movements to or from the yard, they must not be returned to normal position until movement has cleared signals governing movements in opposite direction.

**TRACK ASSIGNMENTS**

**1151-A1. Single Track**

Track	Between	And
Princeton Branch	Nassau	Princeton
Bordentown Branch	BD	BO
Amboy Branch	SA	CQ
Amboy Branch	OB	BO
Freehold Branch	JG	SG
Belvidere Delaware Branch	MG	Manunka Chunk

**1151-B1. Two or More Tracks**

Current of traffic is as follows:

Main Line Between:	Track B	No. 4 Track	No. 3 Track	No. 2 Track	No. 1 Track	No. 0 Track	Track A
Harold and JO or C		West'd Pgr.	East'd Pgr.	West'd Pgr.	East'd Pgr.		
A and Hudson				West'd Pgr.	East'd Pgr.		
Hudson and Hunter		West'd Pgr.	West'd Pgr.	East'd Pgr.	East'd Pgr.		
Hunter and Elmora		West'd Pgr.	West'd Frt.	East'd Frt.	East'd Pgr.		
Elmora and Union	West'd Pgr.	West'd Pgr.	West'd Frt.	East'd Frt.	East'd Pgr.		East'd Pgr.
Stelton and Kilmer							East'd
Stelton and Edison						East'd Frt.	
Union and Division Post (P. T. Division)		West'd Pgr.	West'd Frt.	East'd Frt.	East'd Pgr.		
Jersey City Branch Between: Jersey City and Hudson				West'd Pgr.	East'd Pgr.		
Passaic and Harsimus Branch Between: Waldo and WA-3				West'd Frt.	East'd Frt.		
Greenville Branch Between: Bay and Lane				West'd Frt.	East'd Frt.		
Perth Amboy and Woodridge Branch Between: Union and WC				West'd	East'd		
Bordentown Branch Between: Trenton and BD				West'd	East'd		
Trenton Branch Between: Morris and Division Post (Philadelphia Division)				West'd	East'd		
Amboy Branch Between: CQ and OB, BO and M.J, BU and Division Post — Mison (Atlantic Div.)				West'd	East'd		
Jamesburg Branch Between: Midway and JG				West'd	East'd		
Belvidere Delaware Br. Between: Trenton and MG				South'd	North'd		

**NOTE—Tracks are numbered from south to north or east to west.**

**NOTE—Within Dock Interlocking**  
Tracks S and W—Westward Passenger  
Tracks E and A—Eastward Passenger



**1151-B1a.** Eastward movements on No. 2 Track P & H Branch between connections to Westbound Classification Yard, 1,500 feet west of Hack, and Hack, may be made on permission from Signalman at Hack.

**1151-B1b.** Drill movements sufficient to clear switches at WA-3 may be made on No. 2 Track between WA-3 and WA-2 on permission from Signalman at WA-3.

**1151-B1c.** Trenton Branch—Westward movements on No. 1 track between Morris and MB and eastward movements on No. 2 track between MW and Morris may be made on verbal permission from Signalman at Morris and proper signal indication.

**1151-B1d.** Southward movements on No. 1 track, MG to Switch 1. Coalport, and shifting and light engine movements on No. 1 track between MG and Fair may be made on permission from Signalman at MG or restricting signal at MG and, in addition, yellow flag or yellow lamp hand signal.

Before authorizing such movements, Signalmen at MG and Fair must first arrange for proper protection and know that track on which movement is to be made is clear of opposing movements.

All other movements against current of traffic between Fair and MG must be by Train Order.

#### 1151-C1. Secondary Tracks of Assigned Direction

Track	From	To	Assigned Direction	Controlled by	Reverse Movements as Permission from	Note
Connecting Track	Q	Harold	Eastward	Q	Q	1
Loop Track No. 1	F	R	Eastward	R	R	2
Loop Track No. 2	F	R	Eastward	R	R	3
Sub Track No. 1	Q	F	Westward	Q	Q	4
Sub Track No. 2	Q	F	Westward	Q	Q	5
Sub Track No. 3	Q	F	Westward	Q	Q	6
Sub Track No. 4	Q	F	Westward	Q	Q	7
Center St. Track	Hudson	Karny	Eastward	Hudson	Hudson	4
Engine Track	Hudson	Karny	Eastward	Hudson	Hudson	4
No. 0 Track	Hudson	Karny	Eastward	Hudson	Hudson	4
Track A	WA-6	WA-3	Eastward	WA-6	WA-6	6
No. 6 Track	Union	Linden	Eastward	Union	Union	
Siding	Nassau	KS	Northward	Nassau	Nassau	
Middle Track	Morris	MY	Westward	Morris	Morris	5
Middle Track	MY	MW				

#### Notes

- Signal indication at Harold will be permission for westward movements.
- Signal indication at R will be permission for westward movements.
- Eastward movements made on signal indication at F, permission must be obtained from Q to use this track at any intermediate point between F and Q.
- Westward movements may be made on hand signal from Signalman at Karny.
- Signal indication at MW and MY will be permission for eastward movements. Train entering or leaving this track at intermediate points must obtain permission from and report clear to Signalman at Morris.
- Westward movement made on permission of Signalman WA-6 or hand signal from Signalman WA-3. Trains or engines entering or leaving this track at intermediate points must obtain permission and report clear to WA-6.

#### 1151-D1. Secondary Tracks of No Assigned Direction

Track	Between	And	Controlled by	Note
3rd Street Lead (W) L. I. R. R.	F	Long Island City	F	1
Naught (W)	Millham	Fair	Fair	1-5
No. 5 (W)	Millham	Fair	Fair	1-5
Naught (W)	Morris	Grundy	Grundy	1-5
B (W)	Jacy	Waldo	Jacy	1-5-6
Grape Lead (W)	Hack	No. 1 Ice-House	Hack	5
No. 1 Ice-House (W)	Grape Lead	Produce Yd. Lead	Karny	2-5
Produce Yd. Lead (W)	No. 1 Ice-House	Government Lead	Karny	2-5
Government Lead (W)	Produce Yd. Lead	Karny	Karny	2
Naught (W)	Grape Lead	Karny	Karny	5
Set-Off (W)	WA-5	WA-3	WA-5	3-5
Oak Island (W)	CY	WA-2	WA-2	1-5
Set-Off (W)	WA-3	WA-6	WA-6	4-5
Middle (W)	MW	MA	Morris	1-5

(W) indicates time-table direction from point first named.

NOTE 1. Where fixed signal governs movement, it will be the authority to occupy this track.

NOTE 2. Fixed signal indication for eastward movement to enter Government Lead will also be the authority to use Produce Yard Lead and No. 1 Ice-House.

NOTE 3. Westward movement from WA-5 made on hand signal from switchtender; Eastward movement from WA-3 made on hand-signal from signalman.

NOTE 4. Westward movement from WA-3 made on hand signal from signalman.

NOTE 5. When movement has been completed it must be reported clear except when clearing at an interlocking or block station.

NOTE 6. Controlled by Waldo when Jacy is closed.

#### 1151-E1. Employes in Charge of Sidings of Assigned Direction as Follows:

Siding	Employee in charge
Jamesburg	Signalman at JG
Riverside	Signalman Riverside Signalman MJ when Riverside is closed
Siding between Switch 2 and Switch 5, Phillipsburg	Signalman at G

**1151-E1a. Employes in charge of designated running tracks as follows:**

Track	Between	And	Employe In Charge	Note
Nos. 5-6-8-9-10-11 & 13	At Hudson		Signalman Hudson	1
Centre Street	Hudson	River Street	Signalman Hudson	1
No. 5	Hunter	Lane	Signalman Hunter	1
Naught	Elmora	Linden Park Yard	Signalman Elmora	1
Arsena	Edison	Raritan Arsenal	Signalman Edison	1
A	Stelton	Kilmer	Signalman Edison	1
F	Stelton	Connection to Track A	Signalman Edison	1
Connecting	Track F	Connection with Naught Track	Signalman Edison	1
B	Kilmer	Connection with No. 4 Track	Signalman Edison	1
No. 5	Baldwin St. Yard	County	Signalman County	1
Millstone	County	East Millstone	Signalman County	1
Rocky Hill	Midway	Rocky Hill	Signalman Midway	1
Eastward	Millham	East End of Coalport Yard	Signalman Millham	1
Westward	Millham	East End of Coalport Yard	Signalman Millham	1
Engine	Jacy	East End Waldo Ave. Yard	Signalman Jacy	1-3
No. 1 (Waldo Ave. Yd.)	Connection to Engine Track	West End Waldo Ave. Yard	See Note 2	1-2
Westward	West End Waldo Ave. Yard	Waldo	See Note 2	1-2
Eastward	West End Waldo Ave. Yard	Waldo	See Note 2	1-2
No. 6 Elevation	Brunswick Street Harsimus Cove	Henderson Street Harsimus Cove	Yard Master (Har. Cove)	1
Westward	Brunswick Street Harsimus Cove	Waldo	Yard Master (Har. Cove)	1
Morris	Hack	Crossover 100 feet east of east end of cabin track	Yard Master Meadows	1
Morris	Crossover 100 feet east of east end of cabin track	Karny	Signalman Karny	1
Modee	Karny	Connection with Naught Track	Signalman Karny	1
No. 7 Old Receiving Yard—Meadows	Karny	No. 1 Office Meadows	Yard Master Meadows	1
Old Eastward New York Bay Line R. R.	WA-5	WA-2	Yard Master WA-5	1
Speedway	WA-5	WA-6	Yard Master WA-4	1
Naught	WA-5	WA-6	Yard Master WA-5	1
Running 1	WA-5	WA-6	Yard Master WA-4	1
No. 3—New Garden	CY	Bay	Yard Master Greenville	1
Float Running	Greenville Yard		Yard Master Greenville	1
No. 1—Greenville	Bay	Connection No. 11 Track Departure Yard Greenville	Yard Master Greenville	1
Departure Yard Lead	Greenville Yard		Yard Master Greenville	1
Southwest Lead	Greenville Yard		Yard Master Greenville	1
WC-Perth Amboy	WC	Perth Amboy	Signalman WC	1

**1151-E1a—Continued.**

Track	Between	And	Employe In Charge	Note
No. 12 South Amboy	Connection to No. 1 Main Track	Yard Office	Yard Master South Amboy	1
Running	Coalport	Hamilton Avenue	Signalman MG	1
No. 5	Coalport	East Trenton	Yard Master Coalport	1
Flemington	Lambertville	Flemington	Signalman Lambertville	1
Lead	Phillipsburg Yard	Lead Switch Kent	Yardmaster Phillipsburg	1
No. 7—Upper Yard Phillipsburg	No. 1 Switch Cabin	No. 3 Switch Cabin	Yard Master Phillipsburg	1
Old Main	Kent	Switch 6 Phillipsburg	Yard Master Phillipsburg	1
No. 1—Lower Yard Phillipsburg	Kent	Yard Office	Yard Master Phillipsburg	1
No. 9—"C" Yard Morrisville	West End "C" Yard	East End "C" Yard	Yard Master Barracks	1
Northside Hump Morrisville	"C" Yard	"B" Yard	Yard Master Barracks	1
No. 14—"B" Yard Morrisville	West End "B" Yard	East End "B" Yard	Yard Master Barracks	1
No. 4—"A" Yard Morrisville	West End "A" Yard	East End "A" Yard	Yard Master Barracks	1

Note 1—Permission must be secured, or proper signal indication received, to use these tracks at any point. When movement has been completed it must be reported clear except when clearing at an interlocking or block station.

Note 2—Controlled by Yard Master Jacy when on duty. When no Yard Master is on duty at Jacy, controlled by Yard Master at Harsimus Cove.

Note 3—Controlled by Signalman Waldo when Jacy is closed.

**1151-J1. Passenger trains as specified will use tracks as follows unless interlocking signals otherwise indicate:**

Train	Use Track No.	From	To	To Pass
			<b>Westward</b>	
11	3	Dock	Elmora	3847
107	3	Dock	Elmora	251
165	3	Midway	Holmes	251
131	3	Dock	Elmora	4241
203	3	Dock	Elmora	257
109	3	Grundy	Holmes	257
33	3	Dock	Elmora	2507
117	3	Morris	Holmes	259
49	3	Dock	Elmora	283
733	3	Dock	Union	263
69	3	Dock	Elmora	263
69	3	Dock	County	283
735	3	Dock	Union	3775
41	3	Dock	Midway	2509-3835-3775
155	3	Dock	Union	3837-3779
3839	3	Dock	Union	3779-629
737	3	Dock	Union	3735
31	3	Dock	Elmora	3785-4255-3787
225	3	Dock	Elmora	3789
71	3	Dock	Elmora	265-4259
469	3	Dock	Elmora	3843
231	3	Dock	Elmora	3791
233	3	Dock	Elmora	3795
61	3	Dock	Elmora	3847
			<b>Eastward</b>	
16	2	Elmora	Dock	3812
468	2	Elmora	Dock	3706
86	2	Elmora	Dock	3752
38	2	Nassau	Dock	250-252-3756
48	2	Elmora	Dock	252-250
3754	2	Union	Dock	3758
254	2	Union	Dock	3758
274	2	Union	Dock	740
200	2	Union	Dock	3816
68	2	Elmora	Dock	3718
118	2	Holmes	Morris	3850
118	2	Elmora	Dock	To be passed by 708

## 1151-J1.—Continued

Train	Use Track No.	From	To	To Pass
			EASTWARD Continued	
216	2	Holmes	Grundy	264
132	2	Fair	Union	264
54	2	Elmora	Dock	3778
72	2	Elmora	Dock	4254
190	2	Holmes	Morris	276
190	2	Elmora	Dock	3780
160	2	Elmora	Dock	270

1151-J1a. Passenger trains on other than regularly assigned tracks or making other than schedule stop at stations where there is a track fence between track they are using and the station platform to be used, must make station stop as follows:

North Elizabeth	West end of track fence.
Elizabeth	" " " "
Linden (Nos. 3 and 4 tracks)	" " " "
Rahway (No. 1 track)	" " " platform.
Metuchen	East end of track fence.
New Brunswick	West end of track fence.
Princeton Jct.	" " " "

1151-J1b. Eastward trains having station stop at Rahway must not run No. 1 track eastern limits Union without permission from Signalman at Union.

1151-J1c. Eastward trains having station stop at Trenton must not run No. 2 or No. 3 track without permission from Signalman at Morris. Westward trains having station stop at Trenton must not run No. 2 or No. 3 track without permission from Train Director at Fair.

1151-J1d. Hudson Tube trains stopping at Karny and Hudson for employes will platform rear side door of first car.

1151-J1e. When delayed Pullman or Postal cars are attached to trains, stops of train on which cars are regularly assigned may be made to discharge passengers or handle mail. Superintendent must be advised in advance of stops that will be made.

## Mail Catchers—Mail Delivery from Moving Trains.

1153-A1a. Mail catchers must not be carried in door post fittings on postal cars between Newark, N. J., and Harold Interlocking Station, N. Y.

Where requirements of circular issued by Post Office Department necessitate delivery of mail from moving trains, Train Baggage men and Railroad Postal Clerks are hereby instructed to throw off mail bags and newspapers at stations at points designated. It must be distinctly understood this does not in any way relieve Train Baggage men and Railway Postal Clerks from using all possible precaution against liability of injuring anyone in throwing off mail and newspapers. Delivery of mail or newspapers must not be made from moving trains at any station except at following locations:

STATION	WESTWARD	EASTWARD
Linden	West end of station platform and waiting room.	No mail or newspapers thrown from moving trains.
Colonia	West of Westward platform.	100 feet East of overhead bridge.
Iselin	200 feet East of underpass.	West of Eastward platform.
Stelton	West of Westward platform.	West of platform near crane.
Deans	East of Westward platform.	East of Eastward platform.
Monmouth Jct.	East of Westward platform.	East of Eastward platform.
Plainsboro	West of Westward platform.	East of Eastward platform.
Tullytown	150 feet East of mail crane.	150 ft. W. of overhead bridge.
Bristol	West of Westward platform in chute.	50 feet East of Eastward platform in chute.
Croyden (Bridge-water P. O.)	East of Westward platform, and between crane and platform.	East of Eastward platform.

## 1153-A1a—Continued

STATION	WESTWARD	EASTWARD
Eddington	On Lawn East of station.	East of platform.
Cornwells Heights	500 feet East of Westward platform.	50 feet East of Eastward platform.
Andalusia	150 feet West of Westward platform.	150 feet West of Eastward platform.
Torresdale	West of Westward platform.	25 feet West of Eastward platform.
Fieldsboro	Beside mail crane.	Beside mail crane.
Tennent	On West side of station just after passing.	East of Tennent road crossing.
Allenwood	On East side of station between road and station.	East of road crossing, East of Allenwood station.

STATION	NORTHWARD	SOUTHWARD
Carpenterville	Beside crane, East side.	10 feet So. of station platform
Riegelsville	50 feet South of station.	50 feet So. of station platform
Titusville	100 feet South of shelter shed.	200 feet So. of station platform

## Testing Air Brakes.

1154-A1a. Referring to Instruction 6—Brake and Train Air Signal Instructions (No. 99-C-1), enginemen receiving M.P. 261-B in duplicate from car-inspector after brake test has been completed in Sunnyside will deliver one copy to conductor at New York.

1154-C1a. Doors of occupied passenger cars must not be locked, preventing passengers from moving from the coaches to the Diner or other portions of the train.

Front and rear end doors must be closed and locked on Hudson Tube trains.

## Steam in Engine Boilers and Steam-line of Trains.

1154-H1a. Heating and Ventilating Systems for Passenger Trains, Instructions No. 103-B; Air Conditioning Systems for Passenger Trains, No. 213-B; Book No. 204 and Book of Electrical Operating Instructions, in effect, except as otherwise provided.

1154-H1b. When steam is necessary, and between October 1st and April 15th, the following will be in effect:

## Westward Trains

## Sunnyside Yard:

(a) Steam Heat Boiler must be in service before leaving engine-house storage yard. When maximum boiler pressure has been obtained, open wide Main Steam Heat Valve. Open wide Directional Valve to rear end (train end) of engine and adjust rear train steam pipe end valve to vent condensation. Adjust Directional Valve to front end of engine to vent condensation from train steam pipe through front train steam pipe and valve. The latter must be wide open.

(b) When coupling to train, maximum boiler pressure must be maintained and train steam line cleared of condensation prior to departure from yard.

(c) Maintain maximum boiler pressure and do not extinguish fire in boiler until after leaving F Interlocking Station and scavenge firebox of gases prior to entering East River Tunnel.

(d) Fire in boiler must be extinguished between East Portals of East River Tunnels and West Portals of North River Tunnels, excepting: P. R. R. A. C. electric engines may fire boiler in low flame in A Yard, New York, to blow out steam pipes to prevent freezing.

(e) Light engines enroute from Sunnyside Yard for service from New York or beyond must be prepared as outlined in paragraphs (a), (c) and (d).

(f) Car Service Employees, Sunnyside Yard, must adjust heating apparatus prior to departure to maintain authorized temperature to New York.

## Pennsylvania Station, New York:

(g) Station Steam Plant must be coupled to trains when weather conditions necessitate, and train steam line cleared of condensation prior to departure.

(h) Rear Trainman must know train steam pipe end valve at rear of train is wide open leaving Pennsylvania Station, New York.

Train, Express, Pullman and Dining Car employees must know steam admission valves are closed leaving Pennsylvania Station, New York.

(i) Cars on rear of train not requiring steam heat must have train steam line connectors uncoupled to enable rear trainman to operate rear train steam pipe end valve to release condensation.

(j) Car Service Employees must adjust heating apparatus on trains turning at New York to maintain authorized temperature during layover.

**Between North River Tunnel and Holmes:**

(k) Fire in steam heat boiler must be immediately relighted after engine passes west portal of North River Tunnel and as soon as 175 pounds steam pressure has been attained, open main steam heat valve wide.

(l) At Newark rear train line end valve on trains shall be adjusted to vent condensation, except as follows:

Southern and western trains at temperatures of 30°F. or below, with no steam present at rear train line end valve, the valve shall be left open.

With steam issuing from rear train line end valve at Newark, steam may be admitted to radiators in cars on rear half of train, and forward half after passing Elizabeth.

When steam is not issuing from rear train line end valve at Newark, train will proceed and steam will be admitted to radiators in cars on rear half of train as soon thereafter as steam issues from rear train line end valve and forward half immediately after.

(m) In event train steam line becomes waterlogged or does not clear of condensation prior to passing Elizabeth, Rear Trainman must signal Engineman [Rule 16 (j)] for additional steam pressure and arrange to have Conductor notified, and latter must arrange to have all train steam pipe end valves examined to definitely determine they are wide open, also all steam admission valves closed, and if this does not result in steam reaching rear end of train within reasonable time, Conductor must treat situation same as other irregularities, and if necessary, stop train at convenient point to locate and correct trouble before steam heat system freezes or causes discomfort to passengers. In mild weather, and when no steam is necessary, steam may be shut off; and boilers on electric engines shut down upon authority of the train conductor.

(n) Rear Trainman, during periods of severe cold weather, must open rear train steam pipe end valve at convenient locations enroute to insure keeping train steam line clear of condensation.

(o) In absence of steam pressure at rear train steam pipe end valve, Rear Trainman must promptly signal Engineman [Rule 16(j)] for increased steam pressure, advising Conductor at first opportunity.

#### Eastward Trains.

(p) Steam pressure must be maintained in train steam line and fire not extinguished until passing Portal Interlocking Station, when main steam heat valve must be closed, fire extinguished and fire box scavenged of gasses before entering North River Tunnel. In mild weather, and when no steam is necessary, steam may be shut off; and boilers on electric engines shut down upon authority of the train conductor.

(r) Between East River portals and storage tracks, Sunnyside Yard, steam heat boiler must be put in service and maximum pressure turned back to train.

(s) Conductors must advise Train Dispatcher, New York, by wire from first convenient point, of failure to properly heat train and cause.

#### 1154-H1c. New Haven R. R. Trains.

Pennsylvania Station, New York:

(t) New Haven R. R. engines must have steam heat boilers put in service on layup track, track 5, A Yard, in sufficient time to procure maximum steam pressure prior to departure from that point preparatory to coupling to train.

(u) Fire in steam boiler must be extinguished and fire box scavenged of gasses prior to leaving layup track, track 5, A Yard, and promptly relighted after leaving East River Tunnel.

(v) Rear train steam pipe end valve must be wide open and steam admission valves in all cars must be closed leaving Pennsylv-

ania Station and latter remain closed until after train steam line is cleared of condensation and rear train steam pipe end valve is adjusted to vent condensation enroute, after which steam may be admitted to radiators to heat cars, commencing with rear car.

(w) Fire in steam heat boiler must be extinguished and firebox scavenged of gasses prior to entering the East River Tunnel.

1154-H1d. Temperature signs will be displayed at the following locations.

Sunnyside Yard.....	Crew Dispatcher's Office
New York.....	Crew Dispatcher's Office
Newark.....	Station Master's Office
Trenton.....	Station Master's Office

**Toilet Room Doors in Cars.**

1154-K1a. Toilet room doors in cars must be locked when passing through the City of Burlington.

In case of emergency, doors may be opened, upon request.

**Platform Gap-Closers—New York.**

1154-N1a. Mechanical platform gap-closers are located on Platform No. 10, adjacent to Track No. 18, 62 feet and 188 feet, respectively, west of C Tower, operated from controlling device located on column midway between mechanical gap-closers.

Emergency controlling devices are located on column adjacent to each mechanical gap-closer and lever is to be operated after glass has been broken by small iron hammer attached to each emergency controlling device

Trains placed on Track No. 18 for loading must stop so that third rail shoes of car on east end of train are in contact with 8-foot section of dead third rail located on east end of Track No. 18 opposite west end of C Tower. Westward movements to this track will stop with west end of leading car opposite number on platform or track which corresponds with number of cars in train.

Color light indicators are located 8 feet above and in the center of each mechanical gap-closer, indicating as follows:

Purple—Mechanical gap-closer withdrawn; train can be moved.

Red—Mechanical gap-closer extended; train must not be moved.

**Train Ready Signals—New York.**

1154-N1b. Passenger conductor will notify controlling interlocking station one minute before train is ready to leave by placing P. R. R. switch key in mechanism case located on platform column adjacent to track, bearing same number as track, and turning key in proper direction for the train.

The interlocking station must acknowledge by lighting indicator light near top of mechanism case, after which conductor may remove key and restore system to normal by pressing button near bottom of mechanism case. If prompt acknowledgement is not received, conductor must notify the interlocking station that his train is ready.

Conductor must know that the loading gate is closed and that all passengers admitted through the loading gate have boarded train, and will, at proper time, give communicating signal to proceed.

**Car Windows in Tunnels.**

1154-N1c. Windows of cars occupied by passengers must be arranged as follows:

**CLOSED.**—Eastbound in North River Tunnels and Westbound in East River Tunnels.

**MAY REMAIN OPEN IN WARM WEATHER.**—Westbound in North River Tunnels and Eastbound in East River Tunnels.

Trainmen of eastward trains when approaching North River Tunnel and westward trains when approaching East River Tunnel must announce "Please close windows—train is approaching Tunnel."

Eastward Long Island trains in East River Tunnels—east end car doors to remain open (or partially open) in warm weather.

**Announcement on Trains.**

1154-N1d. Trainmen approaching Newark must make the following announcements:

Eastward Uptown Trains—"Newark, change for Jersey City and Hudson Terminal."

Eastward Downtown Trains—"Newark, change for Pennsylvania Station, New York."

Westward Trains—"Newark, change for (name advertised connecting stations)."

Westward Hudson Tube Trains—"Newark, all change. Use ramps for Pennsylvania and Lehigh Valley Trains."

#### Toilet Room Doors.

1154-N1e. Toilet room doors of cars must be locked between Sunnyside Portals and New York; while in Pennsylvania Station; between New York and Newark; between Jersey City and Newark; between North Elizabeth and South Elizabeth. Toilet room doors in Pullman cars may remain unlocked west of North River Tunnels and west of Journal Square. In case of emergency, doors may be opened upon request.

#### Station Stop Markers.

1154-N1f. Where station stop markers are located, Engineman must stop front end of engine opposite marker number corresponding to number of cars in train, unless otherwise instructed by Conductor.

MU station stop markers are designated by letter M except when located on ties.

#### Refrigerator Car Vents.

1155-G1a. Position of vents on loaded refrigerator cars must not be changed except in case of necessity and when changed must be restored to original position as soon as possible.

#### 99-C-1 Modified.

1156-M1a. Dock—Trains hauled by electric or steam engines, the brakes may remain applied or be released on Dock movable bridge; but not additional application of the brakes may be made while engine is on lift span of drawbridge, except in an emergency.

MU trains, the brakes may be applied or released on Passaic Drawbridge.

1156-M1b. Brake pipe pressure on multiple unit cars when handled by an engine must not exceed following:

A. C. multiple unit cars.....	90 pounds
L. I. R. R. D. C. multiple unit cars.....	80 pounds
H. & M. R. R. D. C. multiple unit cars.....	70 pounds

#### Engine Smoke and Steam Control.

1156-N1a. To avoid possible automatic power outage and damage to trolley wire, as well as annoyance to passengers, the emission of steam or smoke from engines in Newark Passenger Station is prohibited.

The emission of steam and smoke must be kept under control at all times to prevent annoyance to, and complaints from, the public along the right-of-way.

#### 1156-Y1a. Edison—Stelton—Park.

All Pennsylvania Railroad operating Rules and Instructions will apply to Pennsylvania Railroad employes on Kilmer Government Reservation.

Movements on all yard tracks between Kilmer Tower and Park controlled by Yardmaster (U. S. Army). Trains entering this facility at Park will proceed to first crossover switch, report by telephone to Kilmer Yard Office and be governed by instruction from Yardmaster.

### SPEED RESTRICTIONS

#### 1157-A. Speed Table.

Time per Mile		Miles per Hour	Time per Mile		Miles per Hour	Time per Mile		Miles per Hour	Time per Mile		Miles per Hour
Min.	Sec.		Min.	Sec.		Min.	Sec.		Min.	Sec.	
0	38	100	0	48	75	1	12	50	3	24	25
0	38	95	0	51	70	1	20	45	3	30	20
0	40	90	0	55	65	1	30	40	4	00	15
0	42	85	1	00	60	1	42	35	6	00	10
0	45	80	1	05	55	2	00	30	12	00	5

### PASSENGER TRAINS AND FREIGHT TRAINS

1157-C1. Maximum speeds, unless otherwise specified.

MAIN LINE	No. 4 Track		No. 3 Track		No. 2 Track		No. 1 Track		Other Track	
	Pag.	Ft.	Pag.	Ft.	Pag.	Ft.	Pag.	Ft.	Pag.	Ft.
<b>BETWEEN:</b>	Miles per Hour									
Harold and East River Tunnels	50	30	50	30	50	30	50	30		
Through East River Tunnels	50	20	50	20	50	20	50	20		
Except as follows:										
Trains hauled with electric engines between Signals 3E02 and 3E14			40							
Trains hauled with electric engines	40									
Signal 3E04 to 6th Ave. Portal,				15						
6th Ave. Portal and Signal Bridge 580 feet east of 10th Ave. Portal, all tracks									15	8
Signal Bridge 580 feet east of 10th Ave. Portal and 180 feet west of 10th Ave. Portal									15	8
Westward Trains—all tracks									30	8
Eastward Trains—all tracks										
Through North River Tunnels					50	20	50	20		
North River Tunnels and eastern limits of Hudson Interlocking					70	50	70	50		
Eastern limits Hudson Interlocking and 300 feet east of western limits Hudson Interlocking	60	25	60	25	60	25	60	25		
300 feet east of western limits of Hudson Interlocking and west end of Passaic River Bridge	45	25	45	25	45	25	45	25		
West end of Passaic River Bridge and C. R. R. of N. J. overhead bridge	35	25	35	25	35	25	35	25		
Tracks A and No. 5 Dock Interlocking									35	25
Tracks E and W. Dock Interlocking									30	
C. R. R. of N. J. overhead bridge and Signal Bridge 96-97	60	40	55	40	55	40	55	40		
Signal Bridge 96-97 and Hunter	70	40	70	40	70	40	70	40		
Hunter and Union	75	50	70	50	70	50	75	50		
Tracks A and B, Elmora and Union									70	50
Union and Millham	80	50	60	50	60	50	80	50		
No. 0 Track Stelton and Edison									80	30
Millham and Westward Home Signal Bridge, Fair	80	50	75	50	75	50	80	50		
Westward Home Signal Bridge, Fair and east end Delaware River Bridge except adjacent Trenton Station Platforms	80	40	75	40	75	40	80	40		
Trenton—Adjacent to Station Platforms	60	40					60	40		
Tracks 5 and 6 Fair Interlocking									10	10
East end Delaware River Bridge and Division Post (P. T. Division)	80	50	75	50	75	50	80	50		
Jersey City Branch										
Between:										
Jersey City and Jay							15	15	15	15
Jay to Signal Bridge 34-35							50	50	50	50
Signal Bridge 34-35 and Passaic Branch jumpover bridge at Karny							60	50	60	50
Passaic Branch jumpover bridge, Karny and 300 feet east of western limits of Hudson Interlocking							60	25	60	25

	Single Track		No. 2 Track		No. 1 Track	
	Pgr.	Frl.	Pgr.	Frl.	Pgr.	Frl.
	Miles per Hour					
<b>Passaic and Heralmus Branch</b>						
Between: WA-3 and L.V.R.R. overhead bridge 750 ft. east of WA-3			10	10	10	10
L.V.R.R. overhead bridge 750 ft. east of WA-3 and Karny			30	30	30	30
Karny and west end of Hackensack Bridge			15	15	15	15
West end of Hackensack Bridge and Waldo			25	25	25	25
<b>Greenville Branch</b>						
Between: WA-6 and Bay			30	30	30	30
<b>P. A. &amp; W. Branch</b>						
Between: Union and WC			65	30	65	30
<b>Princeton Branch</b>						
	35	20				
<b>Bordertown Branch</b>						
Between: East end of Trenton Passenger Station and West end of Fair Interlocking			10	10	10	10
West end of Fair Interlocking and Hamilton Ave.			20	20	20	20
Hamilton Ave. and Lalor St.			40	40	40	40
Lalor St. and Bordertown	60	40	60	40	60	40
<b>Trenton Branch</b>						
Between: Morris and Div. Post (Phila. Div.)			30	30	30	30
<b>Amey Branch</b>						
Between: SA and Deep Cut			30	30	30	30
Deep Cut and Jamesburg	50	30	50	30	50	30
Jamesburg Interlocking	20	20				
Jamesburg and Bordertown	30	30				
Bordertown and Division Post—Minson—(Atlantic Division)			60	40	60	40
<b>Jamesburg Branch</b>						
Between: Midway and JG			60	40	60	40
<b>Freehold Branch</b>						
Between: JG and 8G	50	40				
<b>Belvidere Delaware Branch</b>						
Between: Fair and Fowler St. Trenton	20	20	20	20	20	20
Fowler St. Trenton and Mazunka Chunk	50	40				
Passenger trains with freight cars not equipped for passenger service must not exceed maximum speed for freight trains, unless otherwise instructed.						
<b>1157-C2. Wreck Trains.</b>						
	Boom Trailing		Boom Forward			
	Miles per Hour					
Main Line.....	50		40			
Belvidere Delaware Branch.....	40		30			
All Other Branches.....	30		20			
Wreck Trains must not exceed speed authorized for freight trains.						

<b>1157-C3. Work Trains</b>			
	Boom Trailing	Boom Forward	On Curves
	Miles per Hour		
Main Line and Branches.....	30	20	20
Work trains must not exceed speed authorized for freight trains. Work trains without crane may operate at speed authorized for freight trains, unless otherwise instructed.			
<b>Main Line</b>			Miles per Hour
1157-C4. Circus Trains.....			*35
1157-C5. Revenue Trains handling machinery of rotary or swinging type, such as cranes, derricks, steam shovels, etc.; moving on own wheels—see Rule 4155-A.			
—on straight track.....			*30
—on curves.....			*20
1157-C6. Freight trains that consist entirely of mineral freight or have a mineral freight fillout of more than 15 cars in a solid block.....			*30
NOTE—When handling such trains Conductors must know that enginemen have been so advised.			
1157-C7. Snow Plows in service.....			*20
Snow Flangers in service.....			*20
Chloride cars in service.....			10
Passing station platforms and trains on adjacent tracks.			5
Snow Plows of all wooden construction in service.....			10
(Identified by word "Wooden" stenciled under number)			
NOTE—Must not be pushed with an engine or engines having more tractive effort than one L1s engine.			
* When operating over territory other than Main Line, shown above, conform to maximum speeds for freight trains in such territory, but not exceeding the speed indicated above.			
1157-C8. Operating against current of traffic, except where Rule 261 is in effect:			
—Passenger Trains.....			50
—Freight Trains.....			40
1157-C10. Trains consisting of 50% or more P. R. R. cars of MP-54 and MBM-62 types, or Long Island Railroad cars of P-54 type.....			65
East River Tunnels, No. 1 and No. 2 tracks.....			40
East River Tunnels, No. 3 and No. 4 tracks.....			30
North River Tunnels, No. 1 and No. 2 tracks.....			40
East end Delaware River Bridge to Trenton, No. 1 track.			60
NOTE—For purpose of identification, P. R. R. suburban cars of MP-54 and MBM-62 types are shorter than the through service cars, and are not equipped with buffer diaphragms.			
Long Island Railroad suburban cars of P-54 type are shorter than the through service cars, but are equipped with buffer diaphragms and may be identified by means of the description on board located in toilet.			
When handling such cars, conductors must know that enginemen have been so advised.			
1157-C11. Passenger train assisted by an engine on rear and air brake controlled by leading engine.....			30
1157-C12. Pushing Cars—Passenger Trains.....			30
—Freight Trains.....			20

Main Line	Miles per Hour
<b>1157-C13.</b> Track Cars—unless otherwise restricted . . .	20
—when hauling track cars or trailers . . . . .	10
—hand cars operated under Rule 80 . . . . .	8
—through crossovers and turnouts, and over highway and railroad crossings . . . . .	5
<b>1157-C15.</b> Back up movements with engines equipped with tripper stops on the rear of trains JO to Signal 1E08, C to Signal 3E06 and Signal 4E11 to C:	
—Passenger trains . . . . .	15
—Freight trains . . . . .	15
<b>1157-C16.</b> Through Newark Station—type M1 engines, unless otherwise restricted—	
—Passenger trains . . . . .	25
—Freight trains . . . . .	25
<b>1157-C17.</b> West end Newark Station to Hunter—type M1 engines unless otherwise restricted—	
—Passenger trains . . . . .	55
—Freight trains . . . . .	40
<b>1157-C18.</b> Harold Interlocking:	
Maximum speed through interlocking—	
—Passenger trains . . . . .	50
—Freight trains . . . . .	40
Trains other than MU trains, when making diverting movements through turnouts and crossovers connected to eastward tracks—	
—Passenger trains . . . . .	15
—Freight trains . . . . .	15
Trains making diverting movements from westward New York Connecting track—	
—Passenger trains . . . . .	15
—Freight trains . . . . .	15
Eastward home signal, P. R. R. No. 1 track to 300 feet east thereof on L. I. R. R. No. 4 track—	
—Passenger trains . . . . .	25
—Freight trains . . . . .	25
<b>1157-C19.</b> Long Island R. R. tracks between Harold and F—	
—Passenger trains . . . . .	30
—Freight trains . . . . .	30
<b>Branches</b>	
<b>1157-C20.</b> Operating against current of traffic except where Rule 261 is in effect:	
Jersey City Branch—Passenger trains . . . . .	40
—Freight trains . . . . .	30
P. A. & W. Branch—Passenger trains . . . . .	50
—Freight trains . . . . .	30
Bordentown Branch—Passenger trains . . . . .	40
—Freight trains . . . . .	30
Trenton Branch—Passenger trains . . . . .	20
—Freight trains . . . . .	20
Amboy Branch Between:	
CQ and OB . . . . . {—Passenger trains . . . . .	30
—Freight trains . . . . .	30
BO and Minson . . . . . {—Passenger trains . . . . .	40
—Freight trains . . . . .	30
Jamestown Branch—Passenger trains . . . . .	30
—Freight trains . . . . .	30
<b>1157-C21.</b> Jersey City Branch	
Waldo-WR:	
H. & M. R. R. movements over switches at east and west end of station tracks; between station tracks and Nos. 2, 3, 4 and 5 Yard Tracks; and on westward H. & M. R. R. track from west end of station to No. 2 Track . . . . .	12
Over switches at east and west end Nos. 10, 11, 12, 13, 14, 15, 16 and 17 Tracks, H. & M. R. R. Storage Yard . . . . .	8

1157-C22. Amboy Branch	Miles per Hour
Hightstown to K . . . . .	20
Yardville:	
Between 500 feet east and 500 feet west of Trenton Road grade crossing . . . . .	15
Bordentown:	
Over Third Street crossing . . . . .	20
Burlington:	
Trains and engines must consume at uniform speed four and one-half minutes between westward Home signal MJ and Burlington. Fireman must be on seat box maintaining lookout, and engine bell ringing between these points.	
Riverside:	
Fairview Street and Pavilion Avenue . . . . .	15
Through Riverton and Palmyra . . . . .	50
<b>1157-C23. Freehold Branch</b>	
Manasquan:	
Between Switch 2 and a point 150 feet east of passenger station (Broad Street grade crossing—first grade crossing east of passenger station), when crossing watchman is on duty as follows:	
7.00 A.M. to 11.15 A.M. } Daily except	
2.45 P.M. to 6.45 P.M. } Sundays and Holidays . . .	40
7.15 A.M. to 11.15 A.M. } Sundays and	
4.15 P.M. to 8.15 P.M. } Holidays . . . . .	40
At other than times shown above . . . . .	10
Farmingdale: Over C. R. R. of N. J. Crossing . . . . .	40
Over highway crossing on Siding . . . . .	6
Freehold:	
Between Switch 2 and a point of 3700 feet east thereof (Hudson Street grade crossing—third grade crossing east of passenger station), when crossing watchman is on duty, as follows:	
7.00 A.M. to 11.00 A.M. } Daily except	
2.15 P.M. to 6.15 P.M. } Sundays and Holidays . . .	30
7.30 A.M. to 11.30 A.M. } Sundays and Holidays . . .	30
4.00 P.M. to 8.00 P.M. } Sundays and Holidays . . .	30
*At other than times specified above . . . . .	10
*NOTE—Will not apply to Hudson Street grade crossing where Special Instruction 1103-C1 applies.	
Jamesburg:	
Between Jamesburg Passenger Station and a point 5020 feet east thereof (Buckelew Avenue grade crossing—fourth grade crossing east of passenger station) . .	10
<b>1157-C24. Belvidere-Delaware Branch</b>	
WB:	
Over Upper Ferry Road crossing on Sundays—11.00 A.M. to 11.59 P.M. . . . .	30
Between a point 7,600 feet north and a point 10,600 feet north of Riegelsville (Pinchers Point) . . . . .	15
Between a point 8,700 feet south and a point 7,900 feet south of DY (Marble Hill) . . . . .	15
Between a point 5,600 feet south and a point 4,400 feet south of DY (Iron Mountain) . . . . .	15
Between a point 2,750 feet south and a point 3,950 feet south of Manunka Chunk (Manunka Chunk Mountain) . . . . .	15

**1157-C25.** Cars carrying major calibre gun barrels shall be placed on front end of train and the movement of such cars restricted to not exceeding the following speeds:

	Breech End Forward	Breech End Trailing
	Miles per Hour	
<b>Main Line</b> <b>Between:</b> Division Post (P. T. Div.) and Lane	50	20
Passenger tracks.....	40	20
Freight tracks.....		
<b>Belvidere-Delaware Branch</b> <b>Between:</b> Trenton and G.....	30	20
<b>Amboy Branch</b> <b>Between:</b> South Amboy Jet. and Div. Post (Atlantic Div.).....	30	20
<b>Jamesburg and Freehold Branches</b> <b>Between:</b> Midway and SG (N.Y. & L.B.R.R.)	30	20
<b>Bordentown Branch</b> <b>Between:</b> Trenton and Bordentown.....	30	20
<b>Greenville Branch</b> <b>Between:</b> Lane and Bay.....	30	20
<b>Passaic and Harsimus Branch</b> <b>Between:</b> WA-3 and Waldo.....	30	20
<b>Trenton Branch</b> <b>Between:</b> Morris and Div. Post (Phila. Div.)	30	20

When conditions require, speed restrictions of less than those specified above shall be made effective by local instructions.

When handling such cars, conductors must know that engine-men have been so advised.

### TURNOUTS

**1157-D1.** Maximum speeds, unless otherwise specified.

#### Spring Switches

Spring Switch Location	Movement Involving Spring Switch	Miles per Hour
OB—End of two main tracks.....	Trailing—Springing Switch through turnout.....	30
South Amboy Junction	Trailing—Springing Switch through turnout.....	15
South Amboy Junction, connection westward siding to single track	Trailing—Springing Switch through turnout.....	15

#### Interlocked Switches

Pennsylvania Station Area—R Type engines diverting movements through interlocked switches.....	5
Lane—To or from No. 2 track, Greenville Branch, through switch located in No. 2 Track, Main Line, 180 feet east of Lane Interlocking Station.....	15
Union—From Track 1 to Track A through turnout at West End.....	20

Diverging movement through No. 8\* crossovers or turnouts

	Miles per Hour
Class DD, E2B, E2C, E3B, GG, I, M, P and R engines. (either operating or being hauled)	5
All other class engines..... (either operating or being hauled)	15

\* This will apply to all hand-operated switches and to the following interlocked switches:

#### MAIN LINE:

Hudson—Crossovers between tracks No. 5 and No. 6 and between track No. 4 and east end track No. 6.

Elmora—Switch to Elizabeth Freight Yard.

Midway—Switch to Yard.

Fair—Combination switches, in track No. 5, of crossovers between track No. 1 Belvidere-Delaware Branch and track No. 4; both crossovers between track No. 2 Belvidere-Delaware Branch and track No. 5; turnout east and west end track No. 7; turnout between tracks north low and south low.

#### JERSEY CITY BRANCH:

Jacy—All switches.

Waldo—Switch to Waldo Avenue Yard.

#### PASSAIC AND HARSIMUS BRANCH:

Harsimus Cove (JH)—Crossover between tracks No. 5 and No. 6 and between tracks No. 6 and No. 7.

Karny—Combination dividing switch at connection of track No. 2 and yard lead; switch to Government Lead.

#### AMBOY BRANCH:

SA—Connection of N.Y. & L.B.R.R. and Amboy Branch.

#### BELVIDERE-DELAWARE BRANCH:

Fair—Crossover between tracks No. 1 and No. 2.



1157-E1. Maximum speeds, unless otherwise specified approaching a movable bridge on a track not protected by both a home signal and a distant signal.

Location	Miles per Hour
Jersey City Branch: Hack (against current of traffic) .....	20
P. & H. Branch: Hack (against current of traffic) .....	20
Karny (against current of traffic) .....	15
Greenville Branch: Bay (against current of traffic) .....	20
Amboy Branch: Delanco (against current of traffic) .....	10

### CURVES, BRIDGES, ETC.

1157-F1. Maximum speeds, unless otherwise specified.

Main Line	Miles per Hour
Sunnyside Yard, east end loop tracks	15
Portal Movable Bridge.....	45
Frt. tr. oper. against current of traf. (Portal Movable Bridge).....	10
Hudson loop track.....	5
Curve between Elizabeth and South Elizabeth.....	55
First curve west of Trenton Passenger Station.....	65
<b>Jersey City Branch</b>	
Jersey City Viaduct:—Passenger Trains.....	50
—Freight Trains.....	15
Curves between west end Jersey City Viaduct and Waldo ..	40
Curves bet. automatic signal 34 and Waldo No. 1 Track	35
Curves between Waldo and a point 300 feet west of automatic signal 29, No. 2 Track.....	25
Hack Movable Bridge—with current of traffic.....	45
Hack Movable Bridge—against current of traffic.....	20
<b>Passaic and Harsimus Branch</b>	
Bridge 6 16 over Jersey City Branch at Karny .....	15
Karny Movable Bridge.....	15
Hack Movable Bridge—against current of traffic.....	20
<b>Greenville Branch</b>	
Bay Movable Bridge—against current of traffic.....	20
<b>P. A. &amp; W. Branch</b>	
Curve west of Union.....	30
Curve between WC and connection to No. 1 Track, west side of C. R. R. of N. J., overhead bridge.....	20
<b>Princeton Branch</b>	
Curve, east leg of Wye, Princeton Junction.....	15
Curve, west leg of Wye, Princeton Junction.....	15
<b>Bordertown Branch</b>	
Curves between BO and east end of Crosswick Creek bridge, except M1 engines.....	20
Type M1 engines.....	5
First curve west of Mile Post 3, 1.7 miles west of Lalor Street, Trenton.....	50
<b>Amboy Branch</b>	
Second curve west of Old Bridge, except M1 engines ...	45
M1 engines .....	30
Delanco Movable Bridge.....	20
Freight trains operating against current of traffic (Delanco Movable Bridge).....	10
<b>Belvidere Delaware Branch</b>	
First curve south of Manunka Chunk.....	15
First curve south of Mile Post 67, located 4200 feet south of Manunka Chunk.....	40
Reverse curve 7000 feet north of Belvidere.....	40
First curve north of Belvidere.....	35
Curve 800 ft. no. of Kent to ½ mile so. of Kent....	30
Reverse curve north of Switch 1, Moore.....	45
Bridge 2.40—Canal Feeder, north of Prospect Street, Trenton.....	30
<b>Martins Creek Spur</b>	
Curve at south end of Spur— H8 and H9 type engines backward and D.L. & W.R.R. 1200 type engines forward or backward..	5
<b>Lambertville—Flemington</b>	
Bridge 1.80, Alexauken Creek G5, H8 & H9 engines ...	10
Bridge 3.84, Alexauken Creek G5, H8 & H9 engines ...	10
Bridge 9.75, Neshaic Creek G5, H8 & H9 engines.....	10
Bridge 10.90, Neshaic Creek G5, H8 & H9 engines.....	10

ENGINES			
1157-G1. Maximum speeds, unless otherwise restricted.			
Class Steam Engines	Miles per Hour		
	Backward	Forward— Light	Forward— with train
A.....	20	20	20
B.....	20	20	20
C.....	20	20	20
E.....	35	50	80
G.....	35	50	75
H.....	35	40	50
I.....	25	40	50
.....	.....	.....	.....
K.....	35	50	80
L.....	35	40	50
M.....	25	40	80
.....	.....	.....	.....
.....	.....	.....	.....
Reading Class K and I.	25	40	50
<b>Rail Motor Cars.....</b>	<b>40</b>	<b>50</b>	<b>80</b>
Miles per Hour			
Class Electric Engines	Miles per Hour		Forward— with train
	Forward— Light	Forward— Light	
B.....	20	20	20
E.....	50	50	50
GG.....	50	50	80
L.....	50	50	50
O.....	50	50	80
P.....	50	50	70
R.....	50	50	80
Hudson Tube Trains Waldo-Dock....	.....	.....	50
MU Engines, except MU trains made up entirely of motor cars and trailer semi-permanently coupled equip- ment and Hudson Tube trains.....	.....	.....	65
MU trains made up entirely of motor- car and trailer semi-permanently coupled equipment.....	.....	.....	70
Miles per Hour			
Class Diesel Engines	Miles per Hour		With train
	Light	Light	
Road:			
Passenger Engines, all classes.....	80	80	80
Freight Engines, all classes.....	50	50	50
Road Switchers:			
All classes.....	50	50	50
Yard Switchers:			
All classes.....	50	50	50
except,			
A6.....	20	20	20
A6B.....	20	20	20
GS4.....	30	30	30

## NOTE—

## Road Diesel Engines.

First letter designates builder:

"A"—American Locomotive Works—General Electric Company.

"B"—Baldwin-Lima-Hamilton Corporation.

"E"—Electro-Motive Division of General Motors Corporation.

"F"—Fairbanks, Morse and Company.

Second letter (and third letter where used) designates service:

"F"—Freight.

"H"—Freight with lower speed gearing, primarily for helper service.

"P"—Passenger.

"FP"—Normally freight, but equipped for use in passenger service.

Numerals indicate engine horsepower in nearest hundreds:

"15"—1500 Horsepower.

"40"—4000 Horsepower.

"16"—1600 Horsepower.

"45"—4500 Horsepower.

"20"—2000 Horsepower.

"48"—4800 Horsepower.

"22"—2250 Horsepower.

"50"—5000 Horsepower.

"30"—3000 Horsepower.

"60"—6000 Horsepower.

"32"—3200 Horsepower.

"64"—6400 Horsepower.

Final letter indicates special features as follows:

"T"—Tonnage rating increased.

## Yard Diesel Engines.

The first letter indicates the same as for road diesel engines.

The second letter indicates the service (shifting).

The numeral indicates the horsepower.

For example:

"A"—American Locomotive Company.

"S"—Shifting service.

"6"—600 or 660 horsepower.

**SECONDARY TRACKS AND SIDINGS**  
**1157-H1. Maximum speeds, unless otherwise specified.**

Track	Between	And	Miles per Hour
All secondary tracks.....	.....	.....	15
All sidings.....	.....	.....	15

**1157-J1. Movements on tracks, other than main, secondary and sidings must be made at Restricted speed.**
**1157-K1. Trains and engines must not exceed a speed of ten miles per hour between Kilmer Tower and Park.**





Location	CLASS OF ENGINES													Engines with Tender Capacity of Over 15,000 Gallons with 6-Wheel Trucks
	A, B Diesel Shifting	H6	C1	E4, E4A, E4B, H6	G5	H1	K2, K4	L1	K6, M1, M1a	L4, L6	O1	O1	DD1, DD2, PF, GG1, Diesels F, P, Elec. E	
ENTERPRISE SPUR.....			X	X	X	X	X	X	X	X	X	X	X	X
LAMBERTVILLE—FLEMINGTON... Connection with C.R.R. of N. J. ....	10	10	X	X	X	X	X	X	X	X	X	X	X	X
MARTINS CREEK SPUR.....			X	X	X	X	X	X	X	X	X	X	X	X
AMBOY BRANCH														
SOUTH AMBOY JCT. TO JAMESBURG.....														
Mile Post 3:														
J. R. Bush Track.....			X	X	X	X	X	X	X	X	X	X	X	X
Brown:														
Perth Amboy Water Works.....			X	X	X	X	X	X	X	X	X	X	X	X
Old Bridge:														
Anheuser-Busch Track.....			X	X	X	X	X	X	X	X	X	X	X	X
Quigley Co. Track.....			X	X	X	X	X	X	X	X	X	X	X	X
Spotswood:														
Freight House Track.....				X	X	X	X	X	X	X	X	X	X	X
Helmetta:														
Helme Co., Coal Trestle.....	X	X	X	X	X	X	X	X	X	X	X	X	X	X
JAMESBURG TO DIVISION POST—MINSON—(Atlantic Div.).....			X		X									
Hightstown:														
Coal Trestle.....			X	X	X	X	X	X	X	X	X	X	X	X
Yardville:														
Martin Brothers.....			X	X	X	X	X	X	X	X	X	X	X	X
Smith Coal Co.....			X	X	X	X	X	X	X	X	X	X	X	X
Bordertown:														
Reeder's Coal Track.....			X	X	X	X	X	X	X	X	X	X	X	X
Roebling:														
Roebling's—Beyond No. 4 Gate.....	X	X	X	X	X	X	X	X	X	X	X	X	X	X
Edgewater Park:														
Bridge 15.52, Warren Street.....				X		35	30	40	40	40	40	40	40	40
K5 prohibited.														
Beverly:														
Wall Rope Works.....			X	X	X	X	X	X	X	X	X	X	X	X
Wall Paper Co. (Beyond Sign).....			X	X	X	X	X	X	X	X	X	X	X	X
Fruit Growers' Association.....			X	X	X	X	X	X	X	X	X	X	X	X
Dalence Drawbridge.....				X			15	15	15	15	15	15	15	15
K5 prohibited.														
Riverside:														
Florence Thread Co.....			X	X	X	X	X	X	X	X	X	X	X	X
Riverside Metal Co.....			X	X	X	X	5	X	X	X	X	X	X	X
Riverside Milling Co.....			X	X	X	X	X	X	X	X	X	X	X	X
Riverton:														
J. T. Evans Co.—(Beyond Sign).....	X	X	X	X	X	X	X	X	X	X	X	X	X	X
Palmyra:														
H. L. Williams Co.—(Beyond Sign).....	X	X	X	X	X	X	X	X	X	X	X	X	X	X
FREEHOLD BRANCH.....			X		X									
Freehold:														
Foundry Track—(Beyond Sign).....	X	X	X	X	X	X	X	X	X	X	X	X	X	X

### 1160-B1. OTHER EQUIPMENT RESTRICTIONS

#### MAIN LINE:

Wreck and work derricks not exceeding 16 feet 1½ inches above top of rail may be operated in overhead AC electric territory except as follows:

East and North River Tunnel—14 feet 6 inches.

Eastward passenger track, Journal Square Station—15 feet 3½ inches.

#### Sunnyside Yard—

Harold Avenue overhead bridge—15 feet.

Honeywell Avenue overhead bridge—15 feet 1½ inches.

Thompson Avenue overhead bridge on Third Street siding (L. I. R. R.)—14 feet 8½ inches.

Movement of derricks exceeding above heights must only be made on written permission of Superintendent and must be accompanied by a qualified electrician.

Before such movements are made, power must be shut off from overhead trolley wire over track on which derrick is to move. Before making such movements, conductors must know that the boom is down tight and properly secured.

Long Island Railroad wreck derrick No. 197, may, after removal of grab irons, smoke stack and ring, be moved through East River and North River Tunnels and Pennsylvania Station area, with out de-energizing overhead wires, at a speed not to exceed 15 miles per hour.

GP type hoppers must not be operated on tracks equipped for third rail operation.

Industrial Brownhoist ballast cleaners Nos. 10438, 10439 and 10744 must not be operated east of Hack Interlocking or on tracks equipped for third rail operation.

The movement of any car containing car load shipment of gasoline or explosives is prohibited between South Street (Newark) and Hudson.

Wrecking Crane 490751 located on Philadelphia Division and assigned to electrified territory must not be operated through North and East River Tunnels, nor Pennsylvania Station, New York, account exceeding permitted wire height.

Cars weighing from 150,000 up to 210,000 pounds—same restrictions as to speed over certain bridges, etc., as apply to H-6 locomotives.

Cars weighing from 210,000 up to 251,000 pounds—same restrictions as to speed over certain bridges, etc., as apply to H-8, H-9 and H-10 locomotives.

#### 1160-B1a. New York, East and North River Tunnels—Movement of Passenger and Freight Equipment.

1. All hatch covers on cars must be closed and secured before entering tunnels.

2. Cars excluded from movement:

(a) Express Cars containing carload shipments of any explosives or other dangerous articles shown in Railway Express Agency Regulations for the Transportation of Explosives and Other Dangerous Articles, I. C. C. No. 4670 supplements thereto and reissues thereof.

(b) Express cars containing L. C. L. shipments of laboratory or samples of forbidden—and acceptable—explosives, also fireworks, poison gases, compressed gases, as well as inflammable liquids, as published in Railway Express Agency Tariff I. C. C. No. 4670, supplements thereto and reissues thereof.

(c) Freight cars containing explosives or other dangerous articles, other than explosives, named in Dangerous Article List of I. C. C. Regulations for the Transportation of Explosives and Other Dangerous Articles as shown in Agent H. A. Campbell's Freight Tariff No. 4, and P. R. R. General Notice No. 225-B, supplements thereto and reissues thereof. This restriction includes all cars which require protection of the following placards: Explosives, Poison Gas, Dangerous and/or Inflammable, Acid or Corrosive, Compressed Gas, Poison Gas, and Poisonous.

(d) Cars with wooden or composite center sills.

(e) Cars exceeding dimensions shown in General Notice No. 207-A, and car and lading exceeding weight of 210,000 lbs. on rail, as shown in General Notice No. 208-E.

3. Operating limitations which must be observed:

(f) Passenger trains must not exceed 30 cars.

(g) Freight trains or trains of mixed freight and passenger equipment must not exceed 30 cars or 1800 tons.

(h) All cars in train carrying passengers must be of all-steel construction.

(i) All cars in other trains must have all-steel underframe.

(j) Car lighting equipment other than electricity is prohibited.

(k) Coal or charcoal ranges or heaters in cars of other than all-steel construction must have fires extinguished before entering tunnels. Conductors must know that fires are extinguished.

(l) Coal or charcoal ranges or heaters in cars of all-steel construction must have fire banked prior to entering tunnels.

Kitchen cars equipped with gasoline ranges must have same drained before entering tunnels; eastward trains will stop at Lane and westward trains will stop at Harold for this purpose. Conductor must see that the engineman is instructed and must advise Superintendent of this Division, in advance, when such stop is to be made.

**1160-B1b. Diesel Engines Between F and Portal:**  
Diesel engines, with engines or steam generators running, are prohibited between east portal of East River Tunnels and west portal of North River Tunnels. Diesel engines may be hauled in this area by electric engines.

**1160-B1c. Branches:**

On account of that portion of bridge No. 2.24 over Storage Track, Prospect Street, Trenton, being lower than the portion over the main track, cars or lading more than 15 feet 5 inches in height must not be moved under the bridge on this track.

Industrial Brownhoist ballast cleaners Nos. 10438, 10439 and 10744 must not be operated between Trenton and Manunka Chunk.

Cars weighing from 150,000 up to 210,000 pounds—same restrictions as to speed over certain bridges, etc., as apply to H-6 locomotives.

Cars weighing from 210,000 up to 251,000 pounds—same restrictions as to speed over certain bridges, etc., as apply to H-8, H-9 and H-10 locomotives.

**1160-B1d. Yards:**

Industrial tracks leading to Trenton Potteries Company Muirhead Avenue Plant, Coalport Yard, restricted to cars exceeding 52 feet 6 inches in length.

**1160-E1.** When car equipped with non-tight-lock coupler is coupled to car equipped with tight-lock coupler, knuckle on tight-lock coupler must be closed and knuckle on non-tight-lock coupler open when making coupling.

When cars equipped with tight-lock, couplers are coupled, indicator hole in lock connection must be entirely below coupler head to insure locking device is in anticreep position.

Brake pipe and train air signal hose on cars equipped with tight-lock couplers, when not in use, must be coupled to the dummy couplings at end of car, as they will not clear rail when hanging free.

**Overhead Clearance**

**1163-A1.** Employees are warned of close overhead clearance at the following locations and must not go on top of box cars, engines or other high equipment while movements are being made under these bridges or structures:

Bridges	Location
37th Street, New York	Between east line of 12th Avenue and Float Bridge.
Center Street Branch	Between Second Street, Harrison, N. J., and western limits of this Branch.
Wertman Street, East Millstone	1240 feet east of East Millstone Freight Station.
Bridge Street, Morriaville	Tattersall Industrial Track (Old Line).
No. 43.36	Cranbury.
No. 29.27	Groveville Road, 1 Mi. West of Yardville.
No. 27.29	Second Street, Bordentown.
No. 27.13	Prince Street, Bordentown.
No. 55.75	Olden Avenue, Trenton, Freight Station Yard.
No. 56.24	Chambers Street, Trenton.
No. 0.78	North Clinton Avenue, Trenton.
No. 0.83	Olden Avenue, Coalport Yard, Trenton.
No. 1.04	Southard Street, Coalport Yard, Trenton.
No. 1.95	Calhoun Street, Trenton.
No. 2.24	Prospect Street, Trenton.
No. 41.42	Finesville Road, Riegelsville.
No. 50.42	Lehigh Valley R. R., Phillipsburg.
No. 61.06	Fines Road, 2.8 Mi. North of CR.
No. 62.76	Foul Rift Road, 1.2 Mi. South of G.
No. 65.08	Market Street, Belvidere.

**1163-A2.** Trainmen must not pass over container cars while cars are in motion.

**1163-A3.** Close clearance exists in various locations in New York Terminal area. Employees must use care and take precautions necessary to protect against injuries.

**USE OF TELEPHONES**

**Trainphone**

**1164-A1.** Trainphone in service:

	Between	And
Belvidere Delaware Branch	MG	Kent

**Telephones in Tunnels**

**1164-A2.** Telephones in East and North River Tunnels equipped with loud ringing bells at and between telephones.

Persons who wish to communicate with any person in the tunnels should call central and state to the operator the person wanted, and in which tunnel they are located.

Calls are as follows:

Telephone Exchange	1 Long.
Trainmen and Emergency Call	2 Short.
Trackmen	3 Short.
Telegraph and Telephone Repairmen	4 Short.
Signal Maintainer	1 Long, 1 Short.
Electric Traction Employee	1 Long, 2 Short.

**Telephones—Radio on Pullman Cars**

**1164-B1.** New light-weight stream-lined Pullman cars are equipped with telephone, radio and train line connectors which are connected and disconnected by Pullman employees.

If necessary to part these cars, care must be exercised to see that connectors have been removed before cars are separated.

**ELECTRICAL OPERATION**

**1167-A1.** Electrical Operating Instructions, C. T. 401 in effect.

**1167-A2.** Power Directors are located at New York.

**1167-A3.** Employees working on or near energized wires must obtain permission and proper protection from Power Director.

**1167-A4.** Conductors are responsible for knowing that Trainmen; Enginemen are responsible for knowing that Firemen; Foremen are responsible for knowing that their men understand; and comply with instructions for electrical operations.

When inexperienced employees are required to work in electrified territory, experienced employees must call their attention to the danger.

**1167-A5.** Following tracks equipped for A.C. electrical operation:

**MAIN TRACKS—Between:**

Harold and Division Post (P. T. Division), Main Line.

Jacy and Hudson, Jersey City Branch.

Waldo and WA-3, Passaic and Harsimus Branch.

Bay and Lane, Greenville Branch.

Union and WC, P. A. & W Branch.

SA and JG, Amboy Branch; except:

Trailing point crossover 4884 feet west of CQ.

Westward facing point crossover, between main track and Eastward Siding 1722 feet east of JG.

Crossover between Eastward Siding and No. 1 Siding (long siding) 1840 feet east of JG.

JG and Midway, Jamesburg Branch.

Nassau and Princeton, Princeton Branch.

Morris and Division Post (Philadelphia Division), Trenton Br.

Trenton and east side Greenwood Avenue overhead bridge,

No. 2 Track, Bordentown Branch.

Trenton and 300 feet west of Greenwood Avenue overhead bridge, No. 1 Track, Bordentown Branch.

No. 1 Track from connection to No. 4 Track, West end of Trenton Passenger Station, to a point 2846 feet north thereof, Belvidere—Delaware Branch.

Facing-point crossover between No. 1 and No. 2 Tracks, 895 feet north of Fair, Belvidere—Delaware Branch.

No. 2 Track from facing-point crossover, 895 feet north of Fair, to a point 1005 feet north thereof, Belvidere—Delaware Branch.

Hunter—Connection from No. 4 track to L. V. R.R.

**SIDINGS:****SA AND MINSON:**

Eastward Siding, Helmetta to Jamesburg.  
Spotswood Siding from connection to main track 935 feet west of East Spotswood to connection to main track 40 feet west of Spotswood.  
No. 1 Siding (long siding) from connection to Eastward Siding 258 feet east of JG to connection to Eastward Siding 5054 feet east of JG.

**YARD TRACKS—****SUNNYSIDE YARD—**

All tracks except No. 74 and No. 75 tracks; No. 4 wheel pit; postal switching track; postal concentration center tracks No. 1, No. 2, No. 3 and Coal track; No. 61 crossover, leading from loop A to Postal Switching track, R Interlocking, Wreck Spur, Oil Spur, Incinerator Track and Track F Gosman Avenue Yard.

**JERSEY CITY—**

Tracks 1 to 9, inclusive.  
Track Nos. 11 and 12 and connection to Running Track.

**HARSIMUS COVE—**

Tracks 1 to 7 inclusive.  
Brunswick Street back lead.  
Brunswick Street ladder.  
Water Plug Track from connection to Track 7 to 800 feet eastward.  
Old Stock Yard Tracks 2, 3 and 4.  
New Stock Yard Tracks 5 to 12 inclusive.  
New Yard Ladder.  
Back Lead.

**A—Ladder Track.**

J Yard Tracks 1 to 9 inclusive from west end ladder to 460 feet eastward.  
No. 4 Track, Slate Dock Yard.  
North Incline Track, Berwind-White Coal Dock Pier.  
Loop Track connection to Jacy.

**MEADOWS YARD—**

Engine Storage Tracks Nos. 2, 3 and 4, and connections from Engine Storage Tracks Nos. 2, 3 and 4, to connection to Outbound Engine Track 1760 feet east of Karny.  
Cabin Track.  
A-1 Lead.  
Ladder Track west end Eastward Storage Yard and Eastward Receiving Yard.  
Ladder Track east end Eastward Storage Yard.  
Ladder Track east end Eastward Receiving Yard including Ladder Track west end tracks 14 to 22 inclusive, westward Classification Yard.  
Eastward Storage Yard Tracks Nos. 12 and 19.  
Eastward Receiving Yard Tracks Nos. 7 to 11 inclusive.  
Westward Classification Yard Tracks 14, 15, 17 to 22 inclusive, from connection to westward ladder to 133 feet eastward.  
Ladder Track west end Westward Classification Yard Tracks 1 to 14 inclusive.  
Westward Classification Yard Tracks 1 to 14 inclusive from connection to westward ladder to 133 feet eastward.  
No. 3 Old Receiving Yard Lead.  
Ladder Track east end Eastward Classification Yard.  
Running Nos. 1, 2 and 3.  
Flat Tracks Nos. 1, 2 and 3.  
Berwind Track.  
Engine Track Karny to 1760 feet eastward.

**MANHATTAN PRODUCE YARDS—**

Produce Yard Tracks 7 to 10 inclusive from connection to No. 1 Ice House Lead to 978 feet westward.  
Display Yard Lead from connection to Government Lead to connection with No. 0 track.  
Modoc Track from crossover switches Karny to connection with No. 0 Track.

**MANHATTAN TRANSFER YARD, HUDSON—**

Tracks 14, 15 and 16, including lead to No. 0 Track east of Hudson.

**NEWARK—**

Post Office and Beef House Sidings.

**GREENVILLE YARD—**

Westward Make-up, Departure yard.  
Tracks 1 to 11 inclusive from connection to Lead Track to 990 feet eastward.  
Lead Track.  
No. 1 Running Track.  
Nos. 3 and 4 Hump Tracks from C. R. R. of N. J. Bridge to 800 feet eastward.  
Southwest Lead and Westward Lighterage Yard lead from connection to No. 4 Hump Track to 1194 feet eastward.  
Locomotive Lay-up Track.  
Pit Track.  
Nos. 1 and 2 Float Tracks to connection to No. 1 Running Track.  
Receiving Yard Tracks 3 to 6 inclusive.  
No. 3 Garden Track.  
Nos. 4, 5, and 6 Garden Tracks from westward connection to No. 1 Track to 700 feet eastward.  
Oak Island Interchange Track from connection to No. 1 Track (CY) to 1200 feet eastward.

**WAVERLY YARD—**

No. 8 East End Yard Track WA-5 to WA-4.  
Spur Track WA-6.  
Old Westward Track WA-6.  
Westward Empty Yard Stub Track.  
Eastward Receiving Yard Tracks 1, 2, 3 and 13.  
Eastward Receiving Yard Tracks 4 to 12 inclusive, from Westward connection to lead to 300 feet eastward.  
Eastward Receiving Yard Tracks 9 to 12 inclusive, from connection to lead to Set-off Track WA-4 to 400 feet westward.  
Westward Empty Yard Track No. 1 from connection to Old Westward Track to 250 feet eastward.  
Westward Empty Yard Tracks 2 to 12 inclusive from westward connection to lead to 350 feet eastward.  
Westward Preference Yard Tracks 4 to 11 inclusive from connection to Speedway to 350 feet eastward.  
Old Eastward Track, New York Bay Line R. R., WA-5—WA-2.  
Speedway between WA-5 and WA-6.  
No. 0 Track between WA-5 and WA-6.  
No. 1 Running between WA-5 and WA-6.

**HUNTER STREET YARD, NEWARK—**

Drill Track.  
Track No 0 including connection to Track No. 1 (Hunter).

**SOUTH BROAD STREET YARD, NEWARK—**

Spur Track from connection to Express House Lead to 300 feet eastward.  
Spur Track from connection to track No. 5 to Express House tracks.  
Express House Tracks 1 and 2  
Milk Track.

**WAVERLY—West Side**

West Yard Track No. 4 and connection to Track No 6, 1950 feet westward.

**DURANT YARD—**

Tracks A and B from eastward connection to No. 5 Track to 400 feet westward.

**STILES STREET YARD, LINDEN—**

Track No. 1.  
Track No. 2, from connection to Track No. 1, 150 feet west of Stiles Street Undergrade Bridge to 950 feet westward, and from connection to Track No. 1 at North Rahway to 600 feet eastward.  
Tracks Nos. 3 and 4, from connection to Track No. 0, 150 feet west of Stiles Street Undergrade Bridge to 950 feet westward.

**RAHWAY—**

Siding (Tail Track) from switch connection to westward track, 1066 feet west of Signal A205 to 510 feet east of switch connection.

Track No. 0 from and including connection to Track A, 140 feet east of North Rahway Station to and including connection to Track A, 300 feet west of Linden Station.

**SOUTH AMBOY YARD—**

Receiving Tracks, Nos. 1 and 2, including connection to Eastward Main Track.

Ladder Track west end Receiving Yard.

West end Track E-12 including connection to Lead to No. 2 Dumper and Pier C.

West end Tracks 1 and 2, Pier C, from connection to lead to 420 feet eastward.

West end Tracks 3 and 4, Pier C, from connection to lead to 500 feet eastward.

Loop Track.

Running Track.

Lead from Running Track to Pier C.

Lead to No. 1 Dumper.

Sand Bridge and Locomotive Cleaning Platform Tracks, including lead to Loop Track.

Cabin Track.

Passenger MU Yard Tracks 1, 2, 3, 4 and 5.

**OLD BRIDGE YARD—**

Empty Car Yard Track No. 1, including connections to Westward Main Track.

West end Empty Car Yard Tracks Nos. 2 to 7 inclusive from connection to Ladder to 500 feet eastward.

East end Loaded Car Yard Tracks Nos. 1 to 18 inclusive from connection to Ladder to 500 feet westward.

Loaded Car Yard Ladder including connection to Eastward Main Track.

East end Racoon Tracks Nos. 1 and 2 from connection to Eastward Main Track to 350 feet westward.

West end Stock Ground Tracks Nos. 1 and 2 from connection to Eastward Main Track to 445 feet eastward.

**EDISON-STELTON—**

No. 5 and No. 6 yard tracks.

**COUNTY, BALDWIN STREET YARD—**

Tracks Nos. 1, 2 and 3 from connection to No. 5 Track to 350 feet eastward.

Ladder Track west end Mile Run Yard including lead to Passenger MU Yard Tracks 1, 2 and 3.

Track No. 0 from connection with Track No. 1 to 275 feet westward.

**MONMOUTH JUNCTION—**

Track No. 0 from connection to No. 1 Track Jamesburg Branch, to 1068 feet westward.

**PRINCETON—**

Lower yard Tracks 7 to 16.

Lower yard Leads A and B.

**TRENTON—**

Barracks Yard—

East Side Tracks Nos. 1 and 2.

West Side Tracks Nos. 1, 2, 3, 4, 5, 6, 7, 9, 10, 11, 12, 13 and 14.

Track No. 7 from Olden Avenue to connection to Track No. 5 at east end of Advance Yard.

Coalport Yard—

Tracks Nos. 0, 1 and 2.

Ladder track from Track 0 to Track 2, west end.

Inside ladder track from a point 225 feet east of Yardmaster's office to connection to ladder track, west end Coalport Yard.

Ladder track from Track 0 to Track 5, east end, and connection to Westward running track, Millham-East Trenton switches.

**Passenger Station—**

Tracks Nos. 6 and 7.

South Side Low Platform.

Track No. 1 Station Yard.

Wall Track.

Crossover from Track No. 0 to Wall Track under Chestnut Avenue overhead bridge.

**GRUNDY—**

No. 5 Track from connection to No. 4 Track to 552 feet eastward.

**BRISTOL YARD—**

Track No. 1 from connection to Track No. 0 to 5030 feet westward.

Track No. 2 from connection to Track No. 0 to connection to Track No. 1 east of Scale House.

Track No. 2 from connection to Track No. 1 west of Scale House to 2495 feet westward.

Track No. 3 from connection to Track No. 0 to 788 feet westward.

**TORRESDALE—**

Siding from connection to Track No. 1 to 1900 feet westward.

**MORRIS TO DIVISION POST (PHILADELPHIA DIVISION)—**

Yard A Tracks Nos. 2, 3 and 4.

West end Yard D tracks Nos. 2, 3 and 4 from connection to westward track to 850 feet eastward.

**OTHER TRACKS:****HAROLD—**

Eastward Local Track from continuation of Line 1 to Gosman Avenue.

Eastward Express Track from continuation of Line 3 to facing point crossover leading from Eastward Express to Eastward North Side Track.

Westward Express and Westward Local Tracks from Laurel Hill Avenue to connection to Lines 2 and Line 4.

Westward North Side Track from Laurel Hill Avenue to connection with Line 2.

Eastward and Westward New York Connecting Tracks.

Facing Point Crossover leading from Eastward Local Track to Eastward Express Track.

Facing Point Crossover leading from Eastward Express Track to Eastward North Side Track.

Facing Point Crossover leading from Eastward North Shore Track to Eastward New York Connecting Track.

Facing Point Crossover leading from Eastward New York Connecting Track to Westward Express Track.

Facing Point Crossovers leading from Westward Express Track to Westward Local Track.

Facing Point Crossover leading from Westward Local Track to Westward Express Track.

Facing Point Crossovers leading from Westward Local Track to Westward North Side Track.

Facing Point Crossover leading from Westward North Side Track to Westward Local Track.

Facing Point Crossover leading from Westward North Side Track to Line 4.

Facing Point Crossover leading from Westward New York Connecting Track to Westward North Side Track.

Facing Point Crossover leading from Westward New York Connecting Track to Westward Long Island Connecting Track.

Trailing Point Crossover between Eastward and Westward New York Connecting Tracks 3880 feet east of Harold.



**F INTERLOCKING—**

Long Island City westward passenger track from Harold Interlocking Station to a point 825 feet west of F Interlocking Station.

Long Island City westward freight track from a point 785 feet east to a point 410 feet west of F Interlocking Station. Facing Point Crossover leading from P. R. R. track, Sub. 1, to Long Island City westward passenger track 210 feet west of F Interlocking Station.

Facing Point Crossover leading from Long Island City westward passenger track to P. R. R. track, Sub. 1, 642 feet west of F Interlocking Station.

Facing Point Crossover located 225 feet east of F Interlocking Station leading from Long Island City westward freight track to Long Island City westward passenger track Third Street Siding from connection to Loop 1, to a point 660 feet west thereof.

Sub Tracks 1, 2, 3, and 4 between F and Q.  
Loop Tracks Nos. 1 and 2 between F and R.

**R INTERLOCKING—**

Loop Track A (R Interlocking).

**Q INTERLOCKING—**

Connecting Track between Q and Harold.  
Eastward and Westward Engine Tracks between Q and Sunnyside Engine House.

**PENNSYLVANIA STATION, NEW YORK—**

All Tracks.

**JERSEY CITY—**

Engine Track between east end Waldo Avenue Yard and Jacy.  
Running Track between Jacy and Waldo.

**MEADOWS—**

Morris Track between Hack and Karny.  
Hand-operated crossover between Morris Track and Track 19, Eastward Storage Yard, 2300 feet east of Karny.  
Hand-operated crossover between Morris Track and Track 19, Eastward Storage Yard, 1250 feet east of Karny.  
Between Karny and Hack via Government Lead, No. 1 Ice House and Grape Yard Lead.  
Display Yard Ladder between Government Lead and Naught Track  
No. 0 Track between Karny switches and connection with Grape Yard Lead.  
Engine Track between Meadows and Karny.

**HUDSON—**

No. 0 Track from connection Hudson to Karny.  
Hudson—Tracks Nos. 5, 6, 8, 10, 11 and 13.

**HUNTER—**

Hunter-18th Street Track from connection to L. V. R. R. to 950 feet westward.  
No. 5 Track between Hunter and Lane.

**WAVERLY—**

Set-off Track between WA-6 and WA-5.  
"A" Track between WA-6 and WA-3.

**ELMORA—**

Track No. 0 from connection to Track A, Elmora to 3156 feet westward.

**EDISON—STELTON—PARK—**

A Track.  
B Track.  
F Track.  
| Connecting Track.  
Park Lead Track.

**NEW BRUNSWICK—**

No. 5 Track between Baldwin Street Yard and County.  
County—East Millstone Track to 1700 feet west of No. 4 Track connection.

**MIDWAY—**

Midway—Rocky Hill Track from connection to Track No. 4 to 730 feet eastward.

**PRINCETON JUNCTION—**

Track No. 5 from connection to Princeton Branch to 3230 feet eastward.  
Siding between Nassau and KS.

**MILLHAM—East Trenton Switches—**

Eastward Running Track, Millham to connection to east end of Coalport Yard.  
Westward Running Track from connection to Eastward Running Track to 720 feet westward, and from a point 2897 feet west of Millham to connection to east end of Coalport Yard.  
East and west leg of wye from connection to Track 5, to connection to Eastward Running track.  
Crossover between Eastward Running and Westward Running tracks, located 2897 feet west of Millham.  
Trailing point crossover between Eastward and Westward Running tracks located 5360 feet west of Millham.

**MILLHAM TO FAIR—**

Tracks Nos. 0 and 5.

**TRENTON ENGINEHOUSE—**

Tracks Nos. 1 and 2.  
West Ladder Track from connection to Eastward Running Track (260 feet west of Millham) to connection to Tracks Nos. 1 and 2.

**Grundy to Morris—No. 0 Track.**

Trenton Branch—Middle Track Morris to west end of "C" Yard.

Tail Track from connection to Track No. 1 at MA to connection to Middle Track, west end of "C" Yard.  
Crossover between Middle Track and Track No. 2, west end of "C" Yard.

**1167-A6. Phase-Breaks**

Location	Tracks	Cat. Pole	Distance of Break
Main Line	No. 1 and No. 2	W3.44	200 feet east of and 200 feet west of catenary pole W3.44

**1167-A7. Position Light Phase-Break Indicator**

Location	Track	Location of Indicator	Distance Between Indicator and Break
Main Line: East of Portal	No. 1 (Eastward) No. 2 (Eastward)	Signal Bridge W38	1500 feet
East of Portal	No. 1 (Westward)	On ground mast 185 feet west of Signal Bridge W37	2000 feet
	No. 2 (Westward)	On catenary pole W3.05	

**1167-A8.** When necessary to remove or apply jumpers between electric engines all pantographs must be lowered. If not practicable, open generator switch, battery switch, and air compressor switch during time of insertion or removal of jumpers.

**1167-A9.** Employees must not be on top of box cars, engines or other high equipment when movements are being made from sidings, yards or other tracks, which are not electrified, to tracks which are electrified, except in High Wire Territory.

**1167-A10.** All engine crews operating in passenger service, when moving between Sunnyside Enginehouse and Yard, after arrival at signal for reverse movement on Sub Tracks, will change to leading end of engine for reverse movement to enginehouse or train.

**1167-A11.** Pantographs must not be dropped—between west portal of North River Tunnels and east portal of East River Tunnels—Sub-1 and Sub-2 tracks under L. I. R. R. tracks east of F Interlocking Station—under low overhead structures, except in New York as follows:

On Tracks Nos. 2, 3, and 4 after requesting Power Director to open Sectionalizing Switch No. 35.

Yard A.  
West end Yard E.

Pantographs must not be dropped until controller is in OFF position and control switches to blower motors, air compressors and heaters have been opened or it is known that trolley wire is de-energized.

There is no restriction on raising lowered pantographs in this territory.

Pantographs must be in down position at layover points except as outlined above or when required to be raised to make tests, heat cars, or to prepare them for movement.

**1167-A12.** Firemen must not operate an electric engine except under personal supervision of engineman, who must be in cab with fireman when he is operating engine.

Enginemen must not permit fireman to operate electric engine between Newark and Harold, including Sunnyside Yard, except in case of extreme emergency. This paragraph of this instruction will not apply to engine crews assigned to yard engines while working within the confines of Sunnyside Yard.

**1167-A13.** Back up movements with electric engines when not accompanied by a Trainman, except movements of single engine with streamlined cab, Fireman must take position on forward end of engine in direction of movement and control movement by means of hand signals to Engineman. He must observe all signals affecting movement of his engine and accordingly give hand signals to Engineman.

**1167-A14.** When moving D. C. or A. C. multiple unit cars in yards, Engineman must be on forward end in direction of movement.

**1167-A15.** Operation of one A. C. multiple unit car is prohibited except when shifting (and as provided for in Special Instruction **1167-A16**). Before making such movements, air and hand brakes must be tested and known to be operative. These movements must not exceed a speed of 10 miles per hour.

In making shifting movements with single DC multiple unit cars a running brake test must be made immediately after movement is started.

**1167-A16.** Multiple Unit cars Nos. 4551 and 4553 are equipped for single car operation on Princeton Branch.

An emergency switch located in each engineman's operating compartment, is sealed in its normal open position. In event of failure of the air brake apparatus, the car may be stopped by closing the emergency switch and reversing the controller lever to the number 2 running position. When emergency switch has been used it must be reported to the Superintendent.

**1167-A17.** Heat numeral signs 0-1-2-3 will be displayed at:  
Sunnyside Yard..... Crew Dispatcher's Office  
New York..... Crew Dispatcher's Office  
New York (Hudson Terminal).... Bulletin Board  
Jersey City..... Jacy  
Newark..... Track E, west end  
South Amboy..... Yard Master's Office  
County..... Yard Master's Office  
Trenton..... Baggage Room  
Trenton (West Barracks)..... Asst. Yard Master's Office

Trainmen must observe heat board to ascertain what heat numeral is in effect, after which they must check heat switches and know cars are heated to proper temperature.

**1167-A18.** Engines and cars must stop clear of insulated rail joints on east end of Tracks Nos. 2 to 9, inclusive, Jersey City Passenger Station. Locations of insulated rail joints are designated by yellow stripe painted across tracks and red sign with yellow cross suspended adjacent to track.

#### Authorized Locations Where Steam Engines May Take Water Under Trolley Wire

**1167-A19.** County—Engine crews before going on top of tender to use stand-pipe on Track No. 5 must operate Sectionalizing Switch No. 55, located on catenary pole 31.60, to OPEN position. Operation of this switch to OPEN position de-energizes and grounds catenary over Track No. 5 from 57 feet east of to 280 feet west of standpipe. Sectionalizing Switch must be restored to CLOSED position after taking water.

**1167-A20.** Stand pipes at following locations, designated by stand pipe section signs, are equipped to automatically de-energize trolley wire over engine and tender when stand pipe is moved into position for taking water:

Track	Location	Distance Wire De-energized
Track A	WA-3	250 feet east and 110 west of stand pipe.
No. 2 track	WA-3	200 feet east and 70 west of stand pipe.

**1167-A21.** Stand pipes at the following locations are not equipped to automatically de-energize trolley wire over engine and tender:

Track	Location
No. 1 running	Waverly
Stockyard Lead (2 plugs)	Harsimus Cove
J Yard Ladder	Harsimus Cove
Ladder at west end westbound class yard	Meadows
No. 2 P & H Branch at west end of eastbound class yard	Meadows
Berwind at east end southside yard	Meadows

**1167-A22.** Torresdale—Before making movements with A.C. electrical equipment on Industrial Track, Trainmen must operate Sectionalizing Switch No. 10, located on catenary pole 74.09 to CLOSED position. Sectionalizing Switch must be restored to OPEN position after completing movement.

#### Sleet Instructions.

**1167-A23.** During sleet storms pantographs of electric engines in passenger service and multiple unit cars will be examined on trains making schedule stop at Trenton.

Enginemen of eastward passenger trains making schedule stop will stop with front end of leading engine opposite east end of eastward station platform.

Enginemen of westward passenger trains making schedule stop will stop with front end of leading engine opposite west end of westward station platform.

Firemen must operate boiler in manual control using stack blower approaching Trenton to permit engineman to lower pantographs.

Engineman must lower pantographs immediately after stopping to permit qualified employe to make pantograph inspection. Engineman must not raise pantographs until after inspection is completed and has been so advised by the qualified employe that pantographs may be raised.

#### Reporting Electric Engine Defects.

1167-A24. Enginemen operating electric engines in both passenger and freight service must use Form M. P. 252—Electric Engine Failure Report—to report electrical trouble or failures, to Road Foreman of Engines of Division on which failure occurs. This form must also be used to report any trouble experienced with steam heating or boiler apparatus, and where water or oil is taken enroute.

Form must be made out promptly on arrival of engine at final terminal and delivered to Enginehouse Foreman or his representative.

1167-A25. New Haven R. R. Enginemen of electric engines are responsible for knowing that changeover switch is in A. C. position, D. C. pantograph locked down and third rail contact shoes in raised position clear of third rail and protection board.

Employes are prohibited from moving A. C. changeover switch from A. C. position.

#### D. C. Electrical Operation.

1167-B1. Following tracks equipped for D. C. electrical operation:

##### MAIN TRACKS—Between:

Harold and west portals of North River tunnels.

Waldo and Hudson (Jersey City Branch).

Track No. 4 Hudson to Track W Dock.

Track W Dock to Newark MU Yard.

Track E Newark MU Yard to Track 1 Dock

Track 1 Dock to Hudson.

##### YARD TRACKS:

##### SUNNYSIDE YARD:

Sub. Tracks 1, 2, 3 and 4.

Long Island Connecting Track

Run Around Track.

No. 5 Storage Track.

Nos. 3 and 4 Pit Tracks, east and west ends.

Nos. 1 and 2 Engine House Tracks.

Wreck Train Track.

Hump Track.

Ladder Track to Turn Table and Wheel Tracks.

East Ladder Track No. 6 to connection to Hump Track.

East End East Ladder Track No. 2 to 35 feet east of R.

East End East Ladder Track No. 3 to 135 feet west of R.

East End East Ladder Track No. 4 to 300 feet west of R.

East End East Ladder Track No. 5 to 640 feet west of R.

West Ladder Tracks 1 to 5.

Tracks 45 to 50, Tracks 67 and 68, Tracks 71 to 75, Tracks 101 to 106.

No. 68 Spur.

##### NEWARK—

MU Yard Tracks, including Tail Track.

##### OTHER TRACKS:

Loop Tracks Nos. 1 and 2 between F and R.

Eastward and Westward Engine Tracks between Q and Sunny-Side Engine House.

Pennsylvania Station, New York.

##### HUDSON—

Tracks Nos. 6, 8 and 13.

Track 10 from eastward Connection Track 1 to 1264 feet westward.

Crossover Route Track 4 to Track 1.

1167-B2. When there is possibility of contact between D. C. electric engines or D. C. multiple unit cars and electric return circuit, as represented by running rail, being broken, third rail contact shoes must be removed from contact with third rail.

1167-B3. When two or more Hudson Tube Trains using D. C. electric power stop on the same track a short distance apart, train that is close to train ahead, must not start until preceding train has been under headway one minute.

1167-B4. When more than two D. C. electric engines are coupled power must not be used on more than two engines.

1167-B5. D. C. Electric Trains will operate in the Series Running position between Newark and Harrison.



1167-B6. Run in Series signs when lighted indicate partial failure of D. C. power supply and requires that all D. C. Electric Trains operate in the Series Running position between specified points as follows:

Location of Sign	Run In Series		
	Track	Between	And
440 feet east of JO Interlocking Station.....	No. 1	JO	Harold
565 feet east of C Interlocking Station.....	No. 3	C	Harold
1205 feet west of F Interlocking Station.....	No. 2	F	JO
735 feet west of Harold Interlocking Station.....	No. 4	Harold	C
300 feet west of WR Interlocking Station.....	No. 2	Waldo	Harrison
10 feet east of Dock Interlocking Station.....	No. 1	Harrison	WR

In all cases of abnormal low DC power, even though Run in Series signs are not displayed, enginemen will run carefully for one minute after power is restored to prevent abnormal loads on the power system.

1167-B7. H. & M. R. R. Enginemen must use electric brake except eastward trains from Newark must make station stop at Harrison with automatic brake.

Eastward trains not stopping at Harrison, Engineman must make running test with automatic brake between Newark and Harrison.

Automatic brake must be tested prior to departure from Yard.

1167-B8. H. & M. R. R. Enginemen and Trainmen on Lay up Trains must turn all drum switches to OFF position. Before uncoupling or coupling cars, it must be known that drum switches are in OFF position. After make-up of train has been completed, drum switches may be turned to ON position, indicating GREEN on panel board in end of each car.

H. & M. R. R. Rear Brakemen of westward trains after arrival at Newark must personally turn drum switch of rear car to OFF position.

H. & M. R. R. Conductors of eastward trains when taking position on trains must personally turn drum switch of head car to ON position.

1167-B9. Portable Third Rail Jumpers are located at east end, westward platform Harrison and at all interlocking stations in D. C. electrified territory. They must be replaced after using.

1167-B10. Auxiliary or Compromise Car Couplers for coupling H. & M. and P. R. R. Equipment are located at Waldo, Hack, Karry and Hudson Block Stations also at east end, westward platform Harrison.

### MOVEMENT BY TRAIN ORDERS

1201-A1. Location of Train Dispatchers—New York.

Train Dispatchers in charge as follows:

**Main Line**—A to Holmes

**Branches**— Jersey City  
P. and H.  
Greenville  
P.A. and W.  
Amboy  
Freehold  
Jamesburg  
Princeton  
Belvidere-Delaware  
Bordentown  
Trenton

1201-A2. Movements on main tracks will be in charge of Train Dispatcher of this Division, except:

	Between	And	Note
Main Line	Harold	A	1
Trenton Branch (When MA is closed)	MB (No. 1 track) MW (No. 2 track)	Division Post (Phila. Div.)	2
Trenton Branch (When MA is open)	MA	Division Post (Phila. Div.)	2

where movements will be in charge of:

Note 1—Train Director at A.

Note 2—Train Dispatcher Philadelphia Division and orders issued over signature of the Superintendent of that Division.

Movements on portions of the main tracks of connecting Divisions listed below will be in charge of Train Dispatchers of this Division:

	Between	And
Main Line	Div. Post (P. T. Div.)	Holmes
Amboy Branch	Div. Post (Atl. Div.)	Minson

and orders issued over signature of the Superintendent of this Division.

1201-A3. Form DR Train Orders authorizing movements against the current of traffic between Waldo and Karny, must include the name of the branch on which applicable.

### SIGNAL RULES

Movement of Trains in the same direction by Block Signals  
1251-A1. Rules 251, 253 and 254 in effect:

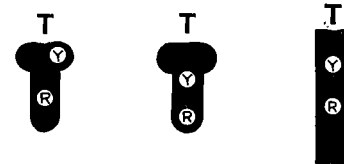
	Track	Between	And
Main Line	No. 1 and No. 4	Hudson	Division Post (P. T. Division)
	A and B	Elmora	Union
	No. 2 and No. 3	Morris	Division Post (P. T. Division)
Jersey City Branch	No. 1 and No. 2	Jacy	Hudson
P. A. & W. Branch	No. 1 and No. 2	Union	WC
Amboy Branch	No. 1 and No. 2	CQ	OB
	No. 1 and No. 2	BO	Minson
Jamesburg Branch	No. 1 and No. 2	JG	Midway
Bordentown Branch	No. 1 and No. 2	Fair	BD
Belvidere Delaware Branch	No. 1 and No. 2	Fair	MG

### OPPOSING AND FOLLOWING MOVEMENT OF TRAINS BY BLOCK SIGNALS

1261-A1. Rules 261, 262, 263 and 264 in effect:

	Track	Between	And
Long Island R. R.	Westw'd Psgr. and Westward Freight	Harold	F
Main Line	No. 1 and No. 2	Harold	JO
	No. 3 and No. 4	Harold	C
	No. 1 and No. 2	A	Hudson
	No. 2 and No. 3	Hudson	Morris
	No. 0	Stelton	Edison
Bordentown Branch	Single	BD	BO
Amboy Branch	Single	SA	CQ

1280-A to 1294-A1. Signal aspects not in conformity with the typical aspects, in service:

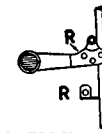


INDICATION — Proceed prepared to stop at next signal. Train exceeding slow speed must at once reduce to that speed.

NAME—Approach-Signal.  
In service between East portal of North River and West portal of East River Tunnels.



INDICATION—Proceed.  
NAME—Clear



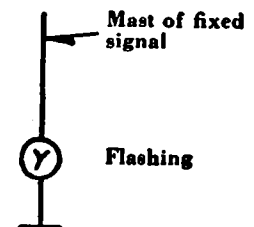
INDICATION—Stop.  
NAME—Stop-Signal.



INDICATION—Proceed.  
NAME—Proceed-Signal.

NOTE—To apply to trains governed by fixed signal under which located.

INDICATION—Orders.  
NAME: Train-order.



### SPRING SWITCH—SWITCH LAMP

Note: R = Red; G = Green



INDICATION;



Green—Switch Normal.  
Red—Switch Reverse or Not Properly Set.

**1280-A to 1294-A2.** Duplicate Signals are located on left side of track at:

First Home Signal Track No. 1, A Interlocking.  
Signal 4E11 Track 4 East River Tunnel.  
Signal 4E25 Track 4 East River Tunnel.  
Signal 2E21 Track 2 East River Tunnel.

**1280-A to 1294-A3.** At A, JO, KN, C, R and Q Interlockings when a train extends beyond first home signal or stops after passing same, train must not move until either Engineman or Fireman has observed signal or one of their trainmen has personally notified them, immediately prior to moving, that signal is in passing position.

**1280-A to 1294-A4.** Home signal controlled from JO Interlocking Station governing westward movements in Line 2, East River Tunnels, is located as follows:

Color light signal located 1830 feet east of First Avenue Shaft.  
When stop signal, Rule 292 is displayed, crew must immediately report to Train Director or Operator.

**1280-A to 1294-A5.** Home signals controlled from A—Interlocking station governing eastward movement in North River Tunnels are located as follows:

No. 2 Track

Position light signal located 300 feet west of West Portal.  
Color light signal located 2,700 feet east of Weehawken Shaft.

No. 1 Track

Position light signal located 300 feet west of West Portal.  
Color light signal located 1,820 feet east of Weehawken Shaft.

**1280-A to 1294-A6.** When letters H-M are displayed, signal must not be accepted by any trains except Hudson Tube trains.

Hudson Tube trains must not accept signal at Waldo for movement from No. 1 track (Jersey City Branch) to H. & M. R. R. tracks at Waldo—WR, or signal from track 4 to track W at Dock, unless H-M sign is displayed. Eastward Hudson Tube trains making station stop at Journal Square must not accept signal for movement to No. 1 track (Jersey City Branch).

**1280-A to 1294-A7.** MJ, Westward Home Signal, located 5,130 feet east of MJ and the Eastward Home Signal, located 60 feet west of MJ, in addition to giving indication as to the condition of block, will act as distant signal to the next home signal. †

**1280-A to 1294-A8.** During hours Riverside is open, the eastward block signal located 500 feet east of Riverside will display Approach indication when block is clear and home signal for Delanco draw in Stop position

During hours Riverside is open, trains will accept Approach indication on this signal as Clear Block, but must comply with Rule 285.

#### DISTANT SWITCH INDICATOR

1285A-A1. Note: Y = Yellow; G = Green



INDICATION—Switch Open.  
NAME—Caution Indicator.



INDICATION—Switch Closed.  
NAME—Clear Indicator.

**1291-A1.** When Signal P-80 on Passaic and Harsimus Branch is in Stop-and-Proceed indication, train will contact Karry before proceeding.

### CAB SIGNALS

**1295-A1.** Cab Signal Rules 295 to 298, inclusive, are in effect as follows:

For movements with current of traffic

	Track	Between	And
Main Line	No. 1, No. 2 No. 3 and No. 4	Harold	JO or C
	No. 1 and No. 2	A	Hudson
	No. 1, No. 2 No. 3 and No. 4	Hudson	Elmora
	E, W, A and No. 5	Dock Interlocking	
	No. 1, No. 2, No. 3, No. 4, A and B	Elmora	Union
	No. 1, No. 2 No. 3 and No. 4	Union	Division Post (Pt. Div.)
	No. 0	Stelton	Edison
Jersey City Branch	No. 1 and No. 2	Jacy	Hudson
P. A. & W. Branch	No. 1 and No. 2	Union	WC
Trenton Branch	No. 1 and No. 2	Morris	Division Post (Phila. Div.)

For movements against current of traffic

	Track	Between	And
Main Line	No. 1 and No. 2	A	Hudson
	No. 2 and No. 3	Hudson	Morris
	No. 0	Stelton	Edison

#### Automatic Train-Stops (Trippers)

**1299-A1.** Automatic train-stops are located as follows:

Location	Signals
F	All Home signals immediately preceding, and governing movement into, tunnels except low Home signal governing westward movement from Track Sub. 4.
East River Tunnels	All fixed signals with the current of traffic except Block signal 1E28, track No. 1 (Distant signal to F).
JO and C	All Home signals immediately preceding, and governing movement into, tunnels.
A	All Home signals immediately preceding, and governing westward movement into tunnels.
Waldo (and WR)	All Home signals governing westward movement on H. and M. R. R. Westward Tunnel Track. Home signals governing eastward movement from east end H. and M. R. R. (Journal Square) Station Tracks A and E.

Note: See Special Instruction 1299-A2.

**Manual Release of Automatic Train-Stops (Trippers).**

**1299-A2.** Release mechanism is located in case adjacent to signal.

When a train equipped with automatic train stops (trippers) is stopped by a signal at which an automatic train stop is located, to enable the train to proceed the Conductor or Engineman, or such person as they may designate, must be governed as follows:

Place P. R. R. switch key in slot in small iron case and turn key to right, holding for five seconds or until it is known automatic train stop is down; key may then be removed and train proceed in accordance with signal indication. Automatic train stop will remain down until entire train has passed over same. If train stop does not remain down when key is removed, reinsert key and turn to right, holding same to the right until entire train has passed over train stop.

If for any reason automatic stop arm cannot be released by using switch key, train may pass same in tripping position. When this occurs great care must be exercised to avoid damage to train and Train Director at A must be immediately notified.

When train is assisted by one or more engines at rear of train equipped with automatic train stop, the automatic train stops on assisting engine or engines must be made inoperative by closing cutout cocks in brake pipe leading to automatic train stop. This must be done before movement is started. After assisting service has been completed, cutout cocks must immediately be opened to restore normal operation.

**1299-A3.** Minimum distance from signal to point at which automatic train stop (tripper) at that signal will go to tripping position is as follows:

East River Tunnel, track No. 1 ..... 1287 feet  
 East River Tunnel, track No. 2 ..... 1250 feet  
 East River Tunnel, track No. 3 ..... 1050 feet  
 East River Tunnel, track No. 4 ..... 1080 feet

When trains equipped with automatic train stops exceed above lengths, crews must take precaution to prevent trains being tripped, either by cutting out tripping device on rear cars or by operating tripper release mechanism until entire train has passed signal.

**1299-A4.** Automatic train stops (trippers) located at the following points work in conjunction with smash boards only and are not equipped with release mechanism: Interlocking home signal governing eastward movements on No. 1 track at Hack. Interlocking home signal governing westward movements on No. 2 track at Hack. Interlocked home signal governing eastward movements on E track at Dock. Interlocked home signal governing westward movements on W track at Dock.

**MANUAL BLOCK SYSTEM**

**1305-A1.** Rules 305 to 373, inclusive, are in effect as follows, except that Rules 316 and 317 will apply only on portions of the Division as specified:

	Track	Between	And
Main Line	No. 1, No. 2, No. 3 and No. 4 (Against current of traffic only)	F	JO or C
Greenville Branch	No. 1 and No. 2 (Against current of traffic only)	WA-6	WA-2
Passaic and Harsimus Branch	No. 1 and No. 2 (Against current of traffic only)	WA-3	WA-5
	No. 1 and No. 2 (Against current of traffic only)	Karny	Hack
Princeton Branch	Single	Nassau	KS
Amboy Branch	No. 1	CQ	OB
	No. 2	Deep Cut	OB
	Single	OB	BO
	No. 1 and No. 2	BO	Division Post— Minson (Atlantic Div.)
Freehold Branch	Single	SG	JG
Jamesburg Branch	No. 1	Eastward Block Signal, Midway	JG
	No. 2	JG	Midway
Belvidere Delaware Branch	Single	Manunka Chunk	MG

**NOTE:**—In the application of Rules 335 and 361, where Rule 261 is in effect, fixed signals and not hand signals used at F to indicate condition of the block on No. 1 and No. 3 tracks for westward trains also at JO and C to indicate condition of the block on No. 2 and No. 4 tracks for eastward trains.

1316-A1. Rule 316 will apply:

Princeton Branch between Nassau and KS

For movements against current of traffic:

Main Line between F and JO or C

1317-A1. Rule 317 will apply:

Amboy Branch between

CQ and OB, No. 1 Track

Deep Cut and OB, No. 2 Track

OB and Division Post—Minson (Atlantic Div.)

Freehold Branch between SG and JG

Jamesburg Branch between

Eastward Block signal, Midway and JG,  
No. 1 Track

JG and Midway, No. 2 Track

Belvidere Delaware Branch between

Manunka Chunk and MG

For movements against current of traffic:

Passaic and Harsimus Branch between

WA-3 and WA-5 } (against current of  
Karny and Hack } traffic only)

Greenville Branch between WA-6 and WA-2  
(against current of traffic only)

For all movements against current of traffic except where Rule 261 is in effect.

#### AUTOMATIC BLOCK SYSTEM

1501-A1. Rules 501 to 512, inclusive, are in effect on portions of the Division as follows:

For movements with current of traffic

	Track	Between	And
Greenville Branch	No. 1 and No. 2	Bay	WA-2
Passaic and Harsimus Branch	No. 1 and No. 2	Waldo	Hack
	No. 2	Karny	WA-5
	No. 1	Signal P-106	Karny
Amboy Branch	No. 2	CQ	Deep Cut
Jamesburg Branch.	No. 1	Midway	Eastward Block Signal, Midway
Bordentown Branch	No. 1 and No. 2	Fair	BD
Belvidere Delaware Branch	No. 1 and No. 2	Fair	MG

For movements on single track

	Track	Between	And
Amboy Branch	Single	SA	CQ
Bordentown Branch	Single	BD	BO

For movements against current of traffic

	Track	Between	And
Main Line	No. 1, No. 2, No. 3 and No. 4	Harold	F

1501-B1. Rules 501 to 518, inclusive, are in effect on portions of the Division as follows:

For movements with current of traffic

	Track	Between	And
Main Line	No. 1, No. 2 No. 3 and No. 4	Harold	JO or C
	No. 1 and No. 2	A	Hudson
	No. 1, No. 2, No. 3 and No. 4	Hudson	Elmora
	No. 1, No. 2, No. 3, No. 4, A and B	Elmora	Union
	No. 1, No. 2, No. 3 and No. 4	Union	Division Post (P. T. Div.)
	No. 0	Stelton	Edison

Jersey City Branch	No. 1 and No. 2	Jacy	Hudson
P. A. & W. Branch	No. 1 and No. 2	Union	WC
Trenton Branch	No. 1 and No. 2	Morris	Division Post (Phila. Division)

For movements against current of traffic

Main Line	No. 1 and No. 2	A	Hudson
	No. 2 and No. 3	Hudson	Morris
	No. 0	Edison	Stelton





**THE PENNSYLVANIA RAILROAD**

**NEW YORK DIVISION**

New York, N. Y., September 17, 1951.

**GENERAL ORDER No. 101**

Effective 2.01 A. M., Sunday, September 30, 1951

**Applies in All Zones**

- (a) Time-Table No. 1 in effect. It contains the necessary instructions issued in General Orders up to and including No. 1912, all of which must be removed from bulletin boards.

Each employe must examine each page of Time-Table No. 1 to see that his copy is complete, pages properly lined up, and note changes.

Employes must turn in Time-Table No. 19 to bulletin board attendant, after Time-Table No. 1 takes effect.

- (b) Rules for Conducting Transportation, effective September 30, 1951 in effect; superseding current edition of Operating, Signal and Interlocking Rules and Supplemental Instructions to Operating, Signal and Interlocking Rules.

Employes whose duties are prescribed by these rules must provide themselves with a copy, see that it is complete and note changes. (Note—See Para. (b) of New York Division General Notice 1-1, dated September 15, 1951.)

All previous editions of Operating, Signal and Interlocking Rules and of Supplemental Instructions to Operating, Signal and Interlocking Rules shall be turned in or destroyed after September 30, 1951.

- (c) Referring to NOTE to Rule 38—Until such time as Advance Speed Limit, Speed Limit and Resume-Speed signs, shown on Page 69 of Book of Rules (Rules for Conducting Transportation) are available, yellow flags and lights in lieu of Advance Speed Limit and Speed Limit signs, and green flags and lights in lieu of Resume-Speed signs, will be used.

- (d) Referring to sixth paragraph of Rule 75—at all locations on this Division where employes' registers are provided, a conductor or engineman assigned to the same train or assignment must know that the other is qualified for that train or assignment.

- (e) Qualifications of Conductor or Engineman. It must be understood that a conductor or engineman shall be in service as such and that no service as a fireman or brakeman will be recognized in retaining qualifications as a conductor or engineman under these instructions.

Special Instruction 1075-A5, changed.

**GENERAL ORDER No. 101 — Continued**

- (f) Referring to ninth paragraph of Rule 75, employes assigned to yard or terminal service will not be required to carry their time-tables with them while in such service provided that they have them on their person when reporting for duty so they can be posted, and keep them within easy access.

Special Instruction 1075-A9, added.

- (g) **ELECTRICAL OPERATING INSTRUCTIONS**

**5000-HP Two Unit Electric Freight Engines**

Class E2B units Nos. 4939, 4940, 4941, and 4942, weight each 120 tons, normally operated two units in multiple, may be operated singly or coupled in multiple by use of control jumpers with P5a electric engines.

**Tonnage Ratings.**

The following tonnage ratings apply for each unit. Ratings should be doubled for normal operation of a two-unit 5000-HP electric engine.

**ADJUSTED TONS—FACTOR 20**

	Direction	Rating	Note
Potomac Yard—	N	3400	
Bay View	S	3900	A
Bay View—	N	5200	
Edge Moor	S	4600	
Edge Moor—	N	5200	
Grays Ferry	S	4600	B
Grays Ferry—	E	5200	C
Jersey City Terminals	W	4600	D
Enola—Jersey City Terminals and South Amboy via Low Grade	E	5000	E
Enola—52nd Street Via Low Grade	W	3500	F
	E	5000	G
	W	3500	H
	W	3800	K
	E	3200	
	W	2200	
Harrisburg—52nd Street Via Main Line	E	3200	
	W	3500	H
	W	3800	K
	W	2200	
Harrisburg—52nd Street Via Columbia Branch	E	2700	
	W	3500	H
	W	3800	K
Enola—Bay View	E	5000	I
	W	4600	
Enola—Edge Moor	E	4800	I
	W	4600	
Frankford Junction—	E	3400	J
Pavonia	E	2700	
	W	2300	J
	W	1900	

NOTE: Helpers required as shown on page 13, Electrical Operating Instructions.

With one motor circuit cut out, Class E2B electric units are limited to 40 per cent of above ratings.

**Authorized Current Ratings**

The authorized current ratings of the E2B electric engine are:

## GENERAL ORDER No. 101 — Continued

Maximum accelerating  
current 3800 amperes, starting

Maximum braking  
current 2700 amperes up to 50 MPH  
2000 amperes above 50 MPH

**Snow Screens**

Class E2B engines are not equipped with snow screens. During snow storms, blower control switch should be locked in "L" position by pin for continuous slow speed blower operation. Pin must be removed when it has stopped snowing.

**Extinguishing Fires**

Class E2B engines—Release on fixed extinguisher system should be pulled for fire in compartments containing motor control or transformer control groups. Use portable extinguisher for fires outside compartments.

## (h) ELECTRICAL OPERATING INSTRUCTIONS

**6000-HP Two-Unit Electric Freight Engines**

Class E3B units, numbers 4995 and 4996 are equipped with three two-axle trucks. Class E2C units, numbers 4997 and 4998 are equipped with two three-axle trucks. Each unit weighs 185 tons. These engines are usually operated with two units in multiple, but may be operated as single units. They may be operated in multiple by use of control jumpers only as follows:

E3B with E3B  
E2C with E2C  
E3B with E2C

**Tonnage Ratings**

The following tonnage ratings apply for each unit. Ratings should be doubled for normal operation of a two-unit 6000-HP electric engine.

## ADJUSTED TONS—FACTOR 20

	Direction	Rating	Note(1)
Potomac Yard	N	4650	
Bay View	S	3250	
	S	5000	A
Bay View	N	6250	
Edge Moor	S	5600	
Edge Moor	N	6250	
Grays Ferry	S	5600	
Grays Ferry	E	6250	
Jersey City Terminals	W	5600	
Enola	E	7200	
Jersey City Terminals via Low Grade	W	5000	
Enola	E	3500	
South Amboy via Low Grade	W	4000	
	E	7200	E
	W	5000	F
	W	5000	
Enola—52nd Street Via Low Grade	E	4900	
	W	3750	
	E	7200	G
	W	5000	H

## GENERAL ORDER No. 101 — Continued

Harrisburg—52nd Street Via Main Line	E	4900	
	W	3750	
	W	5000	H
Harrisburg—52nd Street Via Columbia Branch	E	4650	
	W	3750	
	W	5000	H
Enola—Bay View	E	7200	
	W	6800	
Enola—Edge Moor	E	6250	
	W	5600	
Frankford Junction Pavonia	E	3900	
	W	2650	

- NOTES: (1) Helpers required only where indicated. See page 13, Electrical Operating Instructions.
- (2) Individual motor cutout switches are provided. For each motor cutout, above ratings must be reduced 20%

**Authorized Current Ratings**

The authorized current ratings of each E3B or E2C electric engine are:

Maximum accelerating motor current. . . . . 1275 amperes  
Continuous motor current. . . . . 930 amperes  
Maximum braking current. . . . . 750 amperes

**Dynamic Braking**

When one or more traction motors are cut out, dynamic braking on a Class E3B or E2C unit is inoperative on that unit. Dynamic braking must not be used when any traction motor is cut out on leading unit, but may be used with one or more motors cut out on trailing unit.

**Extinguishing Fires**

The entire interior of the cab equipment compartment will be flooded with carbon dioxide by pulling the release ring at any one of four stations. Two of these stations are located within the cab, one at each end. The other two stations are reached from the ground, one located at each side of the engine, midway between the ends.

In a two-unit engine, carbon dioxide may be released from the unit which is not on fire to the cab which is burning by operating the special two-way valve in the rear end of the cab not in difficulty.

Portable fire extinguishers are provided for small fires, the extent of which is limited.

(i) MAIN LINE  
HAROLD-NEW YORK

Long Island Railroad trains equipped with cab-indicator in operative condition for the direction they are to move, may operate as equipped trains between New York and Harold. Long Island Railroad trains enroute North Side Branch (L.I.R.R.), equipped with speed control apparatus must have the "application valve cut-out cock" cut in leaving New York.

**GENERAL ORDER No. 101 — Concluded****Applies in Zones A and B****(j) MAIN LINE****HAROLD-LANE**

Coal or charcoal ranges or heaters in kitchen cars of all steel construction must have fire banked prior to entering tunnels.

Trains having kitchen cars equipped with gasoline ranges must not enter tunnels unless gasoline has been drained from same and all gasoline removed from cars. Eastward trains will stop at Lane to unload gasoline. These trains, when enroute to N.Y.N.H. and H.R.R. will stop at Harold to replace gasoline unless advised otherwise by military personnel in charge. Westward trains will stop at Harold to unload gasoline. These trains, if continued through New York, will stop at Lane to replace gasoline unless advised otherwise by military personnel in charge.

Conductors will arrange to advise Train Commanders and request that ranges be drained and gasoline ready to be removed from train before arrival at above points, to prevent undue delay. Conductor must see that the engineman is instructed and must advise Superintendent of this Division, in advance, when such stop is to be made.

Special Instruction 1160-B2, changed.

---

**Applies in Zone E****(k) AMBOY BRANCH**

**RIVERSIDE, PAVILION AVENUE** (first highway crossing east of station).

Eastward trains stopped longer than 30 seconds on No. 1 track more than 40 feet west of Pavilion Avenue will automatically release track circuit to automatic highway protection permitting crossing gates and flashing lights to clear for highway traffic. The gates and flashing lights will again operate for the protection of highway traffic when the rail movement passes a point 40 feet west of this crossing. Rail movements so operated must not foul Pavilion Avenue until full protection is afforded highway traffic. Special Instruction 1103a-A1, changed.

**(l) AMBOY BRANCH****CAMBRIDGE-RIVERTON**

Facing hand-operated switch in No. 1 track, with pipe connected derall, 7545 feet east of Riverton Passenger Station, leading to Hoeganaes Sponge Iron Corporation track, capacity 35 cars, in service.

Fixed signal Y88, located 4770 feet west of this switch governing approach thereto, in service.

Telephone, south of No. 1 track, in vicinity of switch, in service.

This General Order is printed in Time Table No. 1 and will not be issued in sticker form.

P. M. ROEPER,  
Superintendent.

**SAFETY IS OF THE FIRST  
IMPORTANCE IN THE  
DISCHARGE OF DUTY**