

S·P

The Friendly Southern Pacific
TIME TABLES



Overland Route CHICAGO · SAN FRANCISCO




Shasta Route PORTLAND · SAN FRANCISCO

S·P

The Friendly Southern Pacific
TIME TABLES



Sunset Route NEW ORLEANS · LOS ANGELES



Golden State Route CHICAGO · LOS ANGELES

4 SCENIC ROUTES

Directly Serving

CALIFORNIA · OREGON · NEVADA
UTAH · ARIZONA · NEW MEXICO
TEXAS · LOUISIANA

APRIL 29, 1956

4 SCENIC ROUTES

Directly Serving

LOUISIANA · TEXAS · NEW MEXICO
ARIZONA · UTAH · NEVADA
OREGON · CALIFORNIA

APRIL 29, 1956

Southern Pacific serves the West and Southwest with



Southern Pacific

Your Friendly Railroad



The 90,000 men and women of Southern Pacific and Affiliated Companies, the West's greatest railroad, extend a friendly invitation to see twice as much on your trip across America. . . . Southern Pacific is the only railroad offering you a choice of Four Scenic Routes for transcontinental travel: Sunset Route (New Orleans-Los Angeles-San Francisco), Golden State Route (Chicago-Los Angeles), Overland Route (Chicago-San Francisco) and Shasta Route (San Francisco-Portland). By going on one of these routes and returning on another S.P. route, you see *twice* as much for little or no extra rail fare (in most cases).

Suggestions for Reading Your Time Table

Find the station in which you are interested, in the alphabetically arranged station index (pages 3, 4, 5) and turn to the table or tables indicated. Numbers shown refer to table numbers and not page numbers.

All trains operate daily except where otherwise indicated. Time from 12:01 midnight to 12:00 noon (A.M. time) is shown in light faced figures; time from 12:01 noon to 12:00 midnight (P.M. time) is shown in dark faced figures.

Note carefully any symbols in the schedule columns and their explanation in the reference notes on each page; they indicate exceptions. Numbers following station names in certain time tables refer

to other tables showing connecting service. In time tables where stations are in middle column, with time on both sides, read the figures down on the left and up on the right.

Condensed schedules are of assistance in planning local and extended trips on the Southern Pacific and connecting lines. A statement of accommodations provided, such as sleeping cars, dining cars, lounge cars, chair cars, coaches, etc., of through trains is shown in connection with condensed tables.

If further information is desired, any Southern Pacific Agent or representative will be glad to assist you.

All schedules are subject to change without notice.

GENERAL INDEX

TRAIN NAME INDEX

*-INDICATES STREAMLINER

Name	Train Numbers	Page
Acadian	3, 4	10, 13, 15
Argonaut	5, 6, 7, 10, 11, 12, 13	
*Cascade	11, 12	26, 27, 28, 29
*City of San Francisco	101, 102	18, 19, 20, 22
*Coast Daylight	98, 99	31, 32
*Daylight, Coast	98, 99	31, 32
*Daylight, Oakland	250, 255	31, 32
*Daylight, Sacramento	53, 54	34, 35
*Daylight, San Joaquin	51, 52	34, 35
*Daylight, Shasta	9, 10	26, 27, 28, 29
Del Monte	77, 78	31, 32
*Diesel Car (RDC)	229, 246	37
El Dorado	247, 248	37
*Golden State	3, 4, 8, 9, 10, 11, 12, 13	
*Governor (RDC)	223	37
Imperial	39, 40, 8, 9, 10, 11, 12, 13	
Klamath	19, 20	26, 27, 28, 29
*Lark	75, 76	31, 32
*Oakland Daylight	250, 255	31, 32
*Oakland Lark	73, 74	31, 32
*Overland, San Francisco	27, 28	18, 19, 20, 22
Owl (San Francisco-Los Angeles)	57, 58	34, 35, 36
Owl (Houston-Dallas)	17, 18	15
*Sacramento Daylight	53, 54	34, 35
*San Francisco Overland	27, 28	18, 19, 20, 22
*San Joaquin Daylight	51, 52	34, 35
Senator	223, 224	37
*Shasta Daylight	9, 10	26, 27, 28, 29
Sierra	241	37
*Starlight (Coast)	94, 95	31, 32
*Statesman (RDC)	246	37
*Sunset Limited	1, 2, 6, 7, 10, 11, 12, 13	
West Coast	59, 60	34, 35

CONDENSED THROUGH TRAIN SCHEDULES

Page	
SUNSET ROUTE—New Orleans, Houston, San Antonio, St. Louis, El Paso, Los Angeles, San Francisco	6, 7
SUNSET ROUTE—Miscellaneous Condensed	15, 16, 17
Los Angeles, Phoenix, El Paso, Mexico City	16
New Orleans, Houston, San Antonio, Mexico City	16
GOLDEN STATE ROUTE—New York, Chicago, St. Louis, Kansas City, El Paso, Los Angeles	8, 9, 22, 23
OVERLAND ROUTE—New York, Chicago, Omaha, St. Louis, Kansas City, Ogden, Reno, Sacramento, San Francisco	18, 19, 22, 23
SHASTA ROUTE—Seattle, Tacoma, Portland, Sacramento, San Francisco, Los Angeles	26, 27

DETAILED THROUGH TRAIN SCHEDULES

Page	
SUNSET ROUTE Westbound—New Orleans, Houston, San Antonio, El Paso, Tucson, Phoenix, Los Angeles, San Francisco	10, 11
SUNSET ROUTE Eastbound—San Francisco, Los Angeles, Phoenix, Tucson, El Paso, San Antonio, Houston, New Orleans	12, 13
GOLDEN STATE ROUTE Westbound—Chicago, El Paso, Tucson, Phoenix, Los Angeles	10, 11
GOLDEN STATE ROUTE Eastbound—Los Angeles, Phoenix, Tucson, El Paso, Chicago	12, 13
OVERLAND ROUTE—Ogden, Reno, Truckee, Sacramento, San Francisco	20, 21
SHASTA ROUTE—Portland, Eugene, Klamath Falls, Medford, Redding, Marysville, Sacramento, San Francisco	28, 29
COAST LINE—Los Angeles, Santa Barbara, Del Monte, Monterey, Santa Cruz, San Jose, San Francisco	31, 32, 33
SAN JOAQUIN VALLEY LINE (Yosemite Park Route)—Los Angeles, Bakersfield, Fresno, Stockton, Sacramento, San Francisco	34, 35, 36

DETAILED LOCAL TRAIN SCHEDULES

Page	
ARIZONA LINES	11, 12, 14
CALIFORNIA LINES—	
San Francisco, Sacramento	37
Crockett, Calistoga, Santa Rosa	30
San Francisco, Palo Alto, San Jose	38, 39
San Francisco, Los Gatos, Santa Cruz	33
San Francisco, Del Monte, Monterey, Pacific Grove	31
LOUISIANA AND TEXAS LINES	10, 13, 15, 16, 17
MEXICO LINES	17
NEVADA LINES	20, 21
NEW MEXICO LINES	10, 11, 12, 13, 14
OREGON LINES	28, 29, 30
UTAH LINES	20, 21
NORTHWESTERN PACIFIC RAILROAD	40
REDWOOD EMPIRE	40
METROPOLITAN COACH LINES (Los Angeles and Suburbs)	41
COTTON BELT ROUTE	17

MISCELLANEOUS

Page	
Southern Pacific Traffic Officers and Agents	46, 47
Southern Pacific City Ticket Offices	45
General Offices—Southern Pacific Lines	46
Map of the United States	24, 25
Station Index	3, 4, 5
General Information	42
Carlsbad Caverns National Park	14
Railroad Fares	43
Pullman Fares	44, 45
Parlor Car Seat Fares	44
Special Service Charge—Coach Seats	44



MILES OF ROAD OPERATED IN 1955
Southern Pacific and Affiliated Companies
Miles of Road Operated 15,046

TIMES SHOWN BELOW ARE STANDARD TIME

SUNSET ROUTE • WESTBOUND

NEW ORLEANS - HOUSTON - SAN ANTONIO - EL PASO - SOUTHERN ARIZONA - LOS ANGELES (SAN DIEGO)

(A) Table 1	Sunset Limited No. 1 Daily Example		Argonaut No. 5 Daily Example		EXTRA FARES—"SUNSET LIMITED"		
	No.	Class	No.	Class	Between (Example Fares)	Coach Class (One-Way)	First Class (One-Way)
Lv New Orleans, La. (C.T.)... Sou.Pac.	11 30	Sa	10 30	Sa	New Orleans and Beaumont..... \$.50	\$ 1.00	
Lv Houston, Tex..... "	7 40	Su	8 45	Sa			
Lv San Antonio, Tex. (C.T.)... "	12 15	Su	2 40	Su	New Orleans and El Paso..... 1.50	4.50	
Ar El Paso, Tex. (M.T.)..... "	11 40	Su	6 30	Su	New Orleans and Houston..... .50	1.00	
Lv Dallas, Tex. (C.T.)..... T.&P.	8 00	Su	9 15	Sa	New Orleans and Los Angeles..... 3.50	10.00	
Lv Fort Worth, Tex..... "	9 40	Su	10 30	Sa	New Orleans and Palm Springs..... 3.00	9.00	
Ar El Paso, Tex. (M.T.)..... T.&P.	10 45	Su	12 50	Su	New Orleans and Phoenix..... 2.00	6.00	
Lv El Paso, Tex. (M.T.)... Sou.Pac.	11 55	Su	7 10	Su	New Orleans and San Antonio..... .75	1.50	
Lv Deming, N. M..... "					Beaumont and Los Angeles..... 3.00	9.00	
Lv Lordsburg, N. M..... "					Beaumont and Phoenix..... 1.75	5.50	
Lv Bowie, Ariz..... "					Houston and Los Angeles..... 3.00	9.00	
Lv Douglas, Ariz..... "	3 30	Mo	12 08	Mo	Houston and Palm Springs..... 2.50	8.00	
Ar Bisbee Jct., Ariz..... "	4 02	Mo	12 43	Mo	Houston and Phoenix..... 1.75	5.50	
Ar Bisbee, Ariz..... Bun	4 27	Mo	1 08	Mo	San Antonio and Los Angeles..... 2.75	8.50	
Lv Bisbee, Ariz..... "	3 42	Mo	12 13	Mo	San Antonio and Palm Springs..... 2.25	7.50	
Ar Tucson, Ariz..... Sou.Pac.	5 55	Mo	3 00	Mo	San Antonio and Phoenix..... 1.50	4.50	
Lv Tucson, Ariz..... "	6 05	Mo	3 30	Mo	El Paso and Los Angeles..... 2.00	5.50	
Ar Chandler, Ariz..... "	7 43	Mo			El Paso and Phoenix..... 1.00	2.75	
Ar Mesa, Ariz..... "	7 54	Mo			Phoenix and Los Angeles..... 1.50	4.00	
Ar Phoenix, Ariz..... "	8 30	Mo			Phoenix and Palm Springs..... 1.00	3.00	
Ar Maricopa, Ariz..... "			5 18	Mo	(10% Federal Tax not included)		
Ar Yuma, Ariz. (M.T.)..... "	11 35	Mo	9 25	Mo	Examples of fares shown are for adults; half of adult service charges for children 5 years of age and under 12. No charge for children under 5 when accompanied by parent or guardian.		
Lv Yuma, Ariz. (P.T.)..... "	10 45	Mo	8 45	Mo			
Lv Niland, Cal..... "	11 50	Mo	9 59	Mo			
Ar Indio, Cal..... "	12 43	Mo	10 58	Mo			
Ar Palm Springs, Cal..... "	1 19	Mo	11 50	Mo			
Ar Colton, Cal..... "	2 28	Mo	1 15	Mo			
Ar Alhambra, Cal. (Pasadena) & "	3 50	Mo	3 00	Mo			
Ar Los Angeles, Cal. (Un. Sta.)..... "	4 15	Mo	3 30	Mo			

Frequent Service to San Diego (see Table 92).

Los Angeles, Santa Barbara, San Francisco

Daily Service	No.	Class	No.	Class	No.	Class
Lv Los Angeles (Union Sta.)	6 25	Fr	7 15	Mo	6 45	8 00
Ar Santa Barbara, Cal.....	9 25	Fr	9 10	Mo	10 27	
Ar San Francisco (3rd St.)	5 00	Fr	5 45	Mo	7 30	
Ar San Francisco (Mkt. St.)	7 20	Fr	7 50	Mo	8 15	

TRAIN 1 STREAMLINER SUNSET LIMITED—EXTRA FARE

New Orleans, El Paso, Los Angeles
(Open for occupancy 10:00 PM. at New Orleans)

Full Lounge Car: ★New Orleans to Los Angeles. (For Pullman passengers.) (Shower Bath and Valet Service.)

Standard Sleepers:

★New Orleans to Los Angeles. (6 BR., 10 Rmets.) Car 16. (6 BR., 10 Rmets.) Car 17. (6 BR., 10 Rmets.) Car 19.

★Washington, D.C., to Los Angeles. (On Sou-A&WP-L&N No. 37 to New Orleans.) (6 BR., 10 Rmets.) Car WS-18. Sleeper may be occupied during layover at New Orleans.

★Dallas to Los Angeles. (On T. & P. No. 1 to El Paso.) (6 BR., 10 Rmets.) Car 15.

Chair Cars: Reclining Leg Rest Seats. (Please reserve in advance.)

★New Orleans to Los Angeles. Cars 11-12-13.
★El Paso to Los Angeles. Car 14.
Pillow service available at nominal charge.

Dining Car: ★New Orleans to Los Angeles. (For Chair Car passengers.)
Hamburger Grill Lounge Car: ★New Orleans to Los Angeles. (For Chair Car passengers.)

News Agent Service.
Tickets Honored: Ask Agents.

TRAIN 5 ARGONAUT

New Orleans, El Paso, Los Angeles

Full Lounge Car: ★New Orleans to Los Angeles. (For Pullman passengers.)

Standard Sleepers: ★New Orleans to Los Angeles. (8 Sec., 5 BR.) Car 53.

★New Orleans to San Antonio. (10 Sec., 1 DR., 2 Compts.) Car 55 (occupancy at San Antonio until 8:00AM).

★San Antonio to Los Angeles. (10 Sec., 1 DR., 2 Compts.) Car 55 (occupancy at San Antonio 9:30PM).

Diner: ★New Orleans to Los Angeles.

Chair Cars: ★New Orleans to Los Angeles.
Pillow service available at nominal charge.

News Agent Service:
Tickets Honored: All classes.

(B) CONNECTIONS AT NEW ORLEANS

WESTBOUND	Daily Example	Daily Example	Daily Example
Lv New York, N. Y. (E.T.) B. & O.	11 00 Fr	5 15 Th	
Lv Philadelphia, Pa. (E.T.)	1 30 Fr	7 47 Th	
Ar Washington, D. C. (E.T.)	4 05 Fr	10 25 Th	
Ar New Orleans, La. (C.T.) Sou.-L&N	6 55 Sa	8 05 Sa	
Lv New York, N. Y. (E.T.) P. R. R.	11 30 Fr	7 30 Th	
Lv Chattanooga, Tenn. (E.T.) Sou. Ry.	7 25 Sa	5 25 Fr	
Ar New Orleans, La. (C.T.)	8 50 Sa	6 00 Sa	
Lv Chicago, Ill. (C.T.) L. C.	7 50 Fr	8 15 Fr	
Lv St. Louis, Mo. (C.T.)	9 50 Fr	6 45 Fr	
Lv Memphis, Tenn. (C.T.)	5 25 Fr	2 30 Sa	
Ar New Orleans, La. (C.T.)	12 15 Sa	9 30 Sa	
Lv Cincinnati, O. (E.T.) Sou. Ry.	8 00 Fr	8 45 Fr	
Ar New Orleans, La. (C.T.)	8 50 Sa	6 00 Sa	
Lv Cincinnati, O. (E.T.) B. & O.	6 30 Fr		
Ar New Orleans, La. (C.T.) I. C.	4 55 Sa		
Lv Cincinnati, O. (E.T.) L. & N.	9 00 Fr	8 00 Fr	
Ar New Orleans, La. (C.T.)	7 20 Sa	3 10 Sa	
Lv Miami, Fla. (E.T.) SAL.	9 00 Fr		
Lv Jacksonville, Fla. (E.T.) SAL.	5 15 Fr		
Ar New Orleans, La. (C.T.) L. & N.	7 20 Sa		

COAST TO COAST SERVICE

(C) WASHINGTON-SUNSET ROUTE

New York, Washington, Atlanta, Montgomery, New Orleans, El Paso, Los Angeles

Daily Service	No. 37	No. 33
Lv New York, N. Y. (E.T.) Penn.	5 20 Fr	9 30 Th
Lv Philadelphia (North), Pa.	6 34 Fr	11 05 Th
Lv Baltimore, Md.	6 12 Fr	11 18 Th
Lv Washington, D. C. Sou. Ry.	6 10 Fr	3 00 Fr
Lv Danville, Va.	6 11 Fr	6 05 Fr
Lv Greensboro, N. C.	6 12 Fr	9 55 Fr
Lv Spartanburg, S. C.	6 34 Sa	2 02 Fr
Lv Atlanta, Ga. (E.T.) A. & W. P.	8 35 Sa	7 15 Fr
Lv Montgomery, Ala. (C.T.) L. & N.	11 40 Sa	11 10 Fr
Ar New Orleans, La. (C.T.)	6 55 Sa	8 05 Sa
Daily Service	No. 1	No. 5
Lv New Orleans, La. (C.T.) S. P.	11 30 Sa	10 30 Sa
Ar Houston, Tex.	7 20 Su	8 00 Sa
Ar San Antonio, Tex. (C.T.)	11 59 Su	1 45 Su
Ar El Paso, Tex. (M.T.)	11 40 Su	6 30 Su
Ar Los Angeles (Union Sta.) (P.T.)	4 15 Mo	3 30 Mo

(D) "SOUTHERNER"-SUNSET ROUTE

New York, Washington, Birmingham, New Orleans, El Paso, Los Angeles

The Southerner (Streamlined Train)—Daily	No. 47
Lv New York, N. Y. (E.T.) The Southerner Penn.	4 25 Fr
Lv Philadelphia (North), Pa.	5 56 Fr
Lv Baltimore, Md.	7 35 Fr
Lv Washington, D. C. Sou. Ry.	8 30 Fr
Lv Danville, Va.	1 14 Sa
Lv Greensboro, N. C.	2 14 Sa
Lv Spartanburg, S. C.	5 40 Sa
Lv Atlanta, Ga. (E.T.)	10 00 Sa
Lv Birmingham, Ala. (C.T.)	1 15 Sa
Ar New Orleans, La. (C.T.) The Southerner	8 50 Sa
Daily Service	No. 1
Lv New Orleans, La. (C.T.) Sunset Ltd. S. P.	11 30 Sa
Ar Houston, Tex.	7 20 Sa
Ar San Antonio, Tex. (C.T.)	11 59 Su
Ar El Paso, Tex. (M.T.)	11 40 Su
Ar Los Angeles (Un. Station) (P.T.) Sunset Ltd.	4 15 Mo

★ Regularly assigned cars are air-conditioned.

All PM time in Dark faced figures.

E.T.—Eastern Standard Time.

C.T.—Central Standard Time.

M.T.—Mountain Standard Time.

P.T.—Pacific Standard Time.

○—No. 17—Change Birmingham to "The Southerner" No. 47.

◆—Operates via San Joaquin Valley Line, arriving San Francisco (Market St. Station).

○—Train 75-73.

■—Coach seats reserved—Reservation charge applying.

◆—Open for occupancy 10:00PM.

◆—Coach passengers leave New York 8:30AM, North Philadelphia 9:58AM, Baltimore 11:38AM, Washington 1:30PM, Greensboro 9:15PM, Ar Atlanta 6:30AM (E. T.)

◆—Stops on flag to entrain pay passengers for Palm Springs and beyond; discharge from El Paso and beyond.

◆—Stops on flag to detrain pay passengers from El Paso and beyond; also entrain for Colton and beyond.

◆—Sleeper occupancy until 7:00AM.

◆—Flag stop.

◆—Change to No. 17 at Chattanooga and to "The Southerner" at Birmingham.

◆—On call taxi service between Alhambra and Pasadena City Ticket office, 148 East Colorado Blvd. Consult Agent for details.

TIMES SHOWN BELOW ARE STANDARD TIME

SUNSET ROUTE · EASTBOUND

LOS ANGELES (SAN DIEGO) - SOUTHERN ARIZONA - EL PASO - SAN ANTONIO - HOUSTON - NEW ORLEANS

Table 2

(A)	Sunset Limited No. 2 Daily Example	Argonaut No. 6 Daily Example
Lv Los Angeles, Cal. (Un. Sta.) Sou. Pac.	7 30 Su	9 15 Su
Lv Alhambra, Cal. (Pasadena) #	7 50 Su	9 38 Su
Lv Colton, Cal.	8 57 Su	11 00 Su
Lv Palm Springs, Cal.	10 04 Su	12 27 Mo
Lv Indio, Cal.	10 37 Su	1 15 Mo
Lv Niland, Cal.	11 33 Su	2 15 Mo
Lv Yuma, Ariz. (P.T.)	12 50 Mo	3 50 Mo
Lv Yuma, Ariz. (M.T.)	2 00 Mo	5 10 Mo
Lv Maricopa, Ariz.		9 12 Mo
Ar Phoenix, Ariz.	4 50 Mo	
Ar Phoenix, Ariz.	5 10 Mo	
Ar Mesa, Ariz.	5 41 Mo	
Ar Chandler, Ariz.	5 52 Mo	
Ar Tucson, Ariz.	7 25 Mo	11 10 Mo
Lv Tucson, Ariz.	7 40 Mo	11 40 Mo
Ar Bisbee Jct., Ariz.	9 47 Mo	
Ar Bisbee, Ariz. Bus	10 12 Mo	
Lv Bisbee, Ariz.	9 12 Mo	
Lv Douglas, Ariz. Sou. Pac.	10 20 Mo	
Ar Bowie, Ariz.		3 09 Mo
Ar Lordsburg, N. M.		4 25 Mo
Ar Deming, N. M.		5 53 Mo
Ar El Paso, Tex. (M.T.)	2 00 Mo	7 50 Mo
Lv El Paso, Tex. (M.T.) T.&P.	2 40 Mo	12 50 Tu
Ar Fort Worth, Tex. (C.T.)	6 00 Tu	3 55 Tu
Ar Dallas, Tex. (C.T.)	7 15 Tu	5 50 Tu
Lv El Paso, Tex. (M.T.) Sou. Pac.	2 30 Mo	8 45 Mo
Ar San Antonio, Tex. (C.T.)	3 25 Tu	12 50 Tu
Ar Houston, Tex.	7 50 Tu	7 00 Tu
Ar New Orleans, La. (C.S.T.)	4 00 Tu	5 45 We

DAILY, THROUGH Coast-to-Coast Pullman

Washington, D. C.
Los Angeles
via New Orleans

NO CHANGE OF CARS

Two Great Streamliners

THE CRESCENT and THE SUNSET LIMITED

Either way there's time to dine and visit in romantic Old New Orleans.

TRAIN 2 STREAMLINER, SUNSET LIMITED—EXTRA FARE

Los Angeles, El Paso, New Orleans
Full Lounge Car: ★ Los Angeles to New Orleans. (For Pullman passengers.) (Shower Bath and Valet Service.)
Standard Sleepers: ★ Los Angeles to New Orleans. (6 BR., 10 Rmets.) Car 27.
★ Los Angeles to Washington, D. C. (On L&N-A&WP-Sou No. 38 from New Orleans.) (6 BR., 10 Rmets.) Car WS-28. Sleeper may be occupied during layover at New Orleans. Sleeper may be occupied at Washington, D.C., until 7:00AM.
★ Los Angeles to San Antonio. (Occupancy at San Antonio until 8:00 AM.) (6 BR., 10 Rmets.) Car 26.
★ San Antonio to New Orleans (open at San Antonio 9:30 PM). (6 BR., 10 Rmets.) Car 26.
★ Los Angeles to Dallas. (On T. & P. No. 8 from El Paso.) (6 BR., 10 Rmets.) Car 25.
Chair Cars: Reclining Leg Rest Seats. (Please reserve in advance.)
★ Los Angeles to New Orleans. Cars 21-22-23.
★ Los Angeles to El Paso. Car 24.
Pillow service available at nominal charge.
Dining Car: ★ Los Angeles to New Orleans.
Hamburger Grill Lounge Car: ★ Los Angeles to New Orleans. (For chair car passengers.)
News Agent Service.
Tickets Honored: Ask Agents.

TRAIN 6 ARGONAUT Los Angeles, El Paso, New Orleans

Full Lounge Car: ★ Los Angeles to New Orleans. (For Pullman passengers.)
Standard Sleepers: ★ Los Angeles to New Orleans. (8 Sec., 5 BR.) Car 64.
★ Los Angeles to New Orleans. (10 Sec., 1 DR., 2 Compts.) Car 65.
(Sleepers may be occupied at New Orleans until 7:00 A.M.)
Dining Car: ★ Los Angeles to New Orleans. (No dinner service from Los Angeles.)
Chair Cars: ★ Los Angeles to New Orleans.
Pillow service available at nominal charge.
News Agent Service.
Tickets Honored: All Classes.

San Francisco, Santa Barbara, Los Angeles

Daily Service	No. 62	No. 98	No. 94	No. 53	No. 76
Lv San Francisco (3rd St.)	7 15	6 45			8 00
Lv San Francisco (Mkt. St.)	6 15		8 30		7 00
Lv Santa Barbara, Cal.	2 46	3 07			5 05
Ar Los Angeles (Union St.)	7 00	5 45	10 50		7 30

(B) CONNECTIONS AT NEW ORLEANS

EASTBOUND	Daily Example	Daily Example	Daily Example
Lv New Orleans, La. (C.T.) L&N-Sou	10 30 We	11 00 Tu	
Lv Washington, D. C. (E.T.) B.&O.	12 00 Fr	7 00 Th	
Ar Philadelphia, Pa. (E.T.)	2 20 Fr	9 27 Th	
Ar New York, N.Y. (E.T.) 42d St.	4 45 Fr	11 55 Th	
Lv New Orleans, La. (C.T.) Sou. Ry.	8 00 We	9 00 Tu	8 00 We
Ar Chattanooga, Tenn. (E.T.)	8 20 We	11 50 We	
Ar New York, N.Y. (E.T.) PRR	4 45 Th	11 45 Th	1 20 Th
Lv New Orleans, La. (C.T.) I.C.	7 15 We	4 15 Tu	
Ar Memphis, Tenn. (C.T.)	1 45 We	11 00 Tu	
Ar St. Louis, Mo. (C.T.)	9 00 We	7 38 Tu	
Ar Chicago, Ill. (C.T.)	11 40 We	8 45 Tu	
Lv New Orleans, La. (C.T.) Sou. Ry.	8 00 We	9 00 Tu	
Ar Cincinnati, O. (E.T.)	7 55 Th	8 45 We	
Lv New Orleans, La. (C.T.) I.C.	12 01 We		
Ar Cincinnati, O. (E.T.) B&O	12 30 Th		
Lv New Orleans, La. (C.T.) L&N	10 30 We	9 00 Tu	
Ar Cincinnati, O. (E.T.)	8 00 Th	9 30 We	
Lv New Orleans, La. (C.T.) L&N	5 00 We	11 00 Tu	
Ar Jacksonville, Fla. (E.T.) SAL	8 45 Th	5 45 We	
Ar Miami, Fla. (E.T.)	4 25 Th	8 30 Th	

(C) WASHINGTON-SUNSET ROUTE

Los Angeles, El Paso, New Orleans, Montgomery, Atlanta, Washington, New York

Daily Service	No. 2	No. 2	No. 6
Lv Los Angeles (Union Station) S.P.	7 30 Su	7 30 Su	9 15 Su
Lv El Paso, Tex. (M.T.)	2 30 Mo	2 30 Mo	8 45 Mo
Lv San Antonio, Tex. (C.T.)	3 45 Tu	3 45 Tu	1 40 Tu
Lv Houston, Tex.	8 10 Tu	8 10 Tu	7 45 Tu
Ar New Orleans, La. (C.T.)	4 00 Tu	4 00 Tu	5 45 We

Daily Service	No. 34	No. 38	No. 6
Lv New Orleans, La. (C.T.) L&N	6 00 Tu	11 00 Tu	10 30 Tu
Ar Montgomery, Ala. (C.T.)	1 45 We	7 15 We	5 15 We
Ar Atlanta, Ga. (E.T.) A.&W.P.	7 50 We	1 15 We	11 25 We
Ar Spartanburg, S. C. Sou. Ry.	1 50 We	5 35 We	5 28 Th
Ar Greensboro, N. C.	6 20 We	9 15 We	10 05 Th
Ar Danville, Va.	7 37 We	19 20 We	11 14 Th
Ar Washington, D. C.	1 15 Th	4 45 Th	5 15 Th
Ar Baltimore, Md. Penn.	2 50 Th	45 36 Th	6 41 Th
Ar Philadelphia (North), Pa.	4 50 Th	47 24 Th	8 37 Th
Ar New York, N. Y. (E.T.)	6 25 Th	49 00 Th	10 15 Th

(D) SUNSET ROUTE—"SOUTHERNER"

Los Angeles, El Paso, New Orleans, Birmingham, Washington, New York

Daily Service	No. 2	No. 6
Lv Los Angeles (Union Station) S.P.	7 30 Su	9 15 Su
Lv El Paso, Tex. (M.T.)	2 30 Mo	8 45 Mo
Lv San Antonio, Tex. (C.T.)	3 45 Tu	1 40 Tu
Lv Houston, Tex.	8 10 Tu	7 45 Tu
Ar New Orleans, La. (C.T.)	4 00 Tu	5 45 We

The Southerner (Streamlined Train)—Daily	No. 48
Lv New Orleans, La. (C.T.) The Southerner Sou. Ry.	8 00 We
Ar Birmingham, Ala. (C.T.)	3 05 We
Ar Atlanta, Ga. (E.T.)	8 20 We
Ar Spartanburg, S. C.	12 16 Th
Ar Greensboro, N. C.	3 33 Th
Ar Danville, Va.	4 25 Th
Ar Washington, D. C.	9 10 Th
Ar Baltimore, Md.	10 15 Th
Ar Philadelphia (North), Pa.	11 52 Th
Ar New York, N. Y. (E.T.) The Southerner	1 20 Th

★ Regularly assigned cars are air-conditioned.
All PM time in Dark faced figures.
P.T.—Pacific Standard Time.
M.T.—Mountain Standard Time.
C.T.—Central Standard Time.
E.T.—Eastern Standard Time.
—Open for occupancy 10:00PM.
—Sleepers may be occupied until 7:00AM.
—Stops on flag to entrain pay passengers for El Paso and beyond.

d—Coach passengers Leave Atlanta 1:55PM (E.T.). Arrive Washington 6:45AM. New York 10:55AM, daily except Sun. and Holidays. Arrive New York 12:20PM on Sun. and Holidays.
e—Stops on flag to entrain pay passengers for El Paso and beyond and detrain from Colton and beyond.
h—"The Southerner" No. 48—Change at Birmingham to No. 18 and at Chattanooga to No. 2.
j—Coach passengers arrive New York 10:55AM daily except Sun. and Holidays. Arrive New York 12:20PM on Sun. and Holidays.

—No. 18—Change Birmingham from "The Southerner" No. 48.
—Leaves from San Francisco Market St. Station, operating via San Joaquin Valley Line.
—Coach passengers leave Washington 1:40AM, Arrive New York 6:20 AM, Daily except Sun. and Holidays.
—Coach seats reserved—Reservation charge applying.
—On call taxi service between Alhambra and Pasadena City Ticket Office, 148 East Colorado Blvd. Consult Agent for details.

TIMES SHOWN BELOW ARE STANDARD TIME

GOLDEN STATE ROUTE • WESTBOUND

NEW YORK - CHICAGO - ST. LOUIS - KANSAS CITY - EL PASO - SOUTHERN ARIZONA - LOS ANGELES (SAN DIEGO)

Table 3		Golden State No. 3 Daily Example		Imperial No. 39 Daily Example		TRAIN 3 STREAMLINER GOLDEN STATE—Extra Fare Via R. I. and S. P.	
Lv Chicago, Ill. (C.T.) □	R.I.	1 20	Su	9 00	Su	Full Lounge Car: ★Chicago to Los Angeles. (For Pullman passengers.) (Does not operate on days Buffet-Obs. operates.) (Valet Service.)	
Ar Kansas City, Mo.	"	10 10	Su	7 30	Mo	★Chicago to Los Angeles. (6 BR., 10 Rmts.) Car 30. (4 BR., 4 Compts., 2 DR.) Car 35. (Effective June 3, will be 12 BR., 4 days out of 5; 8 Rmts., 6 BR., 1 day out of 5.)	
Lv St. Louis, Mo.	Mo.Pac.	4 00	Su	11 17	Su	★Chicago to Los Angeles. (Buffet-Obs., 2 BR., 1 DR.) Car OB-3. (Operates 3 days out of 5.) Consult Agent.	
Ar Kansas City, Mo.	"	9 00	Su	6 30	Mo	★Chicago to Phoenix. (12 BR., 4 days out of 5. 8 Rmts., 6 BR., 1 day out of 5.) Car 301. Occupancy until 7:30 AM. (Last operation from Chicago May 31.)	
Lv St. Louis, Mo.	Wabash	4 15	Su	11 20	Su	★Minneapolis to Los Angeles. Via R. I. No. 507 to Kansas City, R.I.-S.P. No. 3. (8 Rmts., 6 BR.) Car 575.	
Ar Kansas City, Mo.	"	9 10	Su	7 05	Mo	Chair Cars: Reclining Leg Rest Seats. (Please reserve in advance.)	
Lv Minneapolis, Minn.	R.I.	11 45	Su	6 30	Su	★Chicago to Los Angeles. Cars 38, 39.	
Lv St. Paul, Minn.	"	12 10	Su	7 10	Su	★Minneapolis to Los Angeles. Via R.I. No. 507 to Kansas City, R.I.-S.P. No. 3. Car 36.	
Ar Kansas City, Mo.	"	9 15	Su	7 05	Mo	Dining Car: ★Chicago to Los Angeles.	
Lv Kansas City, Mo.	R.I.	10 40	Su	8 35	Mo	Hamburger Grill Lounge Car: ★Chicago to Los Angeles. (For Chair Car passengers.)	
Lv Topeka, Kan.	"	11 55	Mo	9 50	Mo	News Agent Service: (Tucumcari to El Paso.) Pillow Service.	
Lv Dalhart, Tex.	"	8 15	Mo	8 30	Mo	Baggage: Checked service only from certain stations east of Tucumcari. Consult Agent.	
Ar Tucumcari, N. M. (C.T.)	"	9 50	Mo	10 25	Mo	Tickets Honored: Ask Agents.	
Lv Memphis, Tenn.	R.I.			7 30	Su		
Lv Little Rock, Ark.	"			10 45	Su		
Lv Oklahoma City, Okla.	"			8 50	Mo		
Ar Tucumcari, N. M. (C.T.)	"			7 30	Mo		
Lv Tucumcari, N. M. (M.T.)	S.P.	9 05	Mo	10 15	Mo		
Ar El Paso, Tex. (M.T.)	"	2 45	Mo	6 20	Tu		
Lv El Paso, Tex. (M.T.)	"	3 00	Mo	7 10	Tu		
Ar Douglas, Ariz.	"	6 35	Mo				
Ar Bisbee June, Ariz.	"	7 06	Mo				
Ar Bisbee, Ariz.	Bus	7 31	Mo				
Lv Bisbee, Ariz.	"	6 31	Mo				
Ar Deming, N. M.	S.P.			9 12	Tu		
Ar Lordsburg, N. M.	"			10 40	Tu		
Ar Bowie, Ariz.	"			12 01	Tu		
Ar Benson, Ariz.	"			2 05	Tu		
Ar Tucson, Ariz.	"	8 55	Mo	3 15	Tu	★Chicago to Los Angeles. (8 Sec., 5 BR.) Car 398. (6 Sec., 6 BR.) Car 394.	
Ar Phoenix, Ariz.	"	11 35	Mo	6 40	Tu	Chair Cars: ★Chicago to Los Angeles.	
Ar Yuma, Ariz. (M.T.)	"	3 00	Tu	10 55	Tu	★Memphis to Los Angeles. Pillow service available at nominal charge.	
Lv Yuma, Ariz. (P.T.)	"	2 10	Tu	10 20	Tu	Diner: ★Chicago to Tucumcari.	
Lv Niland, Cal.	"	3 16	Tu	11 57	We	Diner: ★McAlester to Tucumcari.	
Lv Indio, Cal.	"	4 10	Tu	1 15	We	Hamburger Grill Lounge Car: ★El Paso to Los Angeles.	
Lv Palm Springs, Cal.	"	4 45	Tu	2 10	We	News Agent Service: (El Paso to Los Angeles.)	
Ar Alhambra, Cal. (Pasadena) †	"	7 15	Tu	5 20	We	Tickets Honored: All Classes.	
Ar Los Angeles, Cal. (Un. Sta.)	"	7 40	Tu	5 50	We		

Frequent service to San Diego. (See Table 92.)

For detailed schedules showing service between St. Louis and Chicago and Eastern cities, see Pages 22-23.



The GOLDEN STATE serves the popular Southwest sun country.

EXTRA FARES—"GOLDEN STATE"

Examples of Fares

Between	Coach Class (one-way)	First Class (one-way)
Los Angeles and Chicago	\$3.50	\$7.50
Los Angeles and El Paso	2.00	5.50
Los Angeles and Kansas City	3.50	7.50
Los Angeles and Phoenix	1.50	4.00
Los Angeles and Tucson	1.50	4.00
Phoenix and Chicago	2.75	6.00
Phoenix and Kansas City	2.75	6.00
Tucson and Chicago	2.50	6.00
Tucson and Kansas City	2.50	6.00

(10% Federal Tax not included)

Examples of Fares shown are for adults, half of adult service charges for children 5 years of age and under 12. No charge for children under 5 when accompanied by parent or guardian.

★—Regularly assigned cars are air-conditioned.

All PM time in Dark faced figures.

E.T.—Eastern Standard Time,

C.T.—Central Standard Time,

M.T.—Mountain Standard Time,

P.T.—Pacific Standard Time,

d—Stops to detain pay passengers from Phoenix and beyond; also entrain for Alhambra and beyond.

e—Stops to detain pay passengers from Tucumcari and beyond; also entrain for Alhambra and beyond.

f—Flag stop.

□—La Salle Street Station (La Salle & Van Buren Sta.)

*—On call taxi service between Alhambra and Pasadena City Ticket office, 148 East Colorado Blvd. Consult Agent for details.

TIMES SHOWN BELOW ARE STANDARD TIME

GOLDEN STATE ROUTE • EASTBOUND

LOS ANGELES (SAN DIEGO) - SOUTHERN ARIZONA - EL PASO - KANSAS CITY - ST. LOUIS - CHICAGO - NEW YORK

Table 4 Frequent service from San Diego (See Table 92)		Golden State No. 4 Daily Example	Imperial No. 40 Daily Example
Lv Los Angeles, Cal. (Un. Sta.)	S.P.	1 30 Su	7 40 Su
Lr Alhambra (Pasadena) §	"	1 50 Su	8 03 Su
Lv Palm Springs, Cal.	"	43 56 Su	11 06 Su
Lv Indio, Cal.	"	44 26 Su	12 01 Mo
Lr Niland, Cal.	"	5 18 Su	1 16 Mo
Lr Yuma, Ariz. (P.T.)	"	6 30 Su	2 45 Mo
Lv Yuma, Ariz. (M.T.)	"	7 40 Su	4 10 Mo
Lv Phoenix, Ariz.	"	10 45 Su	8 20 Mo
Lv Tucson, Ariz.	"	1 15 Mo	12 01 Mo
Lv Bowie, Ariz.	"	"	"
Lv Lordsburg, N. M.	"	"	"
Lv Deming, N. M.	"	"	"
Lr Bisbee Junction, Ariz.	S.P.	13 22 Mo	2 37 Mo
Lr Bisbee, Ariz.	Bus	3 40 Mo	3 02 Mo
Lv Bisbee, Ariz.	"	2 47 Mo	2 07 Mo
Lv Douglas, Ariz.	S.P.	4 00 Mo	3 25 Mo
Lr El Paso, Tex. (M.T.)	"	7 40 Mo	8 25 Mo
Lv El Paso, Tex. (M.T.)	"	7 55 Mo	9 20 Mo
Lr Tucumcari, N. M. (M.T.)	S.P.	1 40 Mo	5 45 Tu
Lv Tucumcari, N. M. (C.T.)	R.I.	"	7 15 Tu
Lr Oklahoma City, Okla.	"	"	5 15 Tu
Lr Little Rock, Ark.	"	"	3 35 We
Lr Memphis, Tenn.	"	"	7 15 We
Lv Tucumcari, N. M. (C.T.)	R.I.	2 46 Mo	7 00 Tu
Lv Dalhart, Tex.	"	4 15 Mo	9 00 Tu
Lr Topeka, Kan.	"	11 43 Mo	6 25 Tu
Lr Kansas City, Mo.	R.I.	1 00 Tu	7 45 Tu
Lv Kansas City, Mo.	Mo.Pac.	"	11 30 Tu
Lr St. Louis, Mo.	"	12 01 Tu	6 50 We
Lv Kansas City, Mo.	Wabash	7 01 Tu	11 30 Tu
Lr St. Louis, Mo.	"	12 29 Tu	7 35 We
Lv Kansas City, Mo.	R.I.	9 10 Tu	8 35 Tu
Lr St. Paul, Minn.	"	6 00 Tu	7 45 We
Lr Minneapolis, Minn.	R.I.	6 40 Tu	8 30 We
Lv Kansas City, Mo.	R.I.	1 25 Tu	8 25 Tu
Lr Chicago, Ill. (C.T.) □	R.I.	11 00 Tu	7 05 We

For detailed schedules showing service between St. Louis and Chicago and Eastern cities, see Pages 22-23.

TRAIN 4 STREAMLINER—GOLDEN STATE—EXTRA FARE

Via S. P. and R. I.

Full Lounge Car: ★ Los Angeles to Chicago. (For Pullman passengers.) (Does not operate on days Buffet-Obs. operates.) (Valet Service.)

Standard Sleepers:

★ Los Angeles to Chicago. (6 BR., 10 Rmts.) Car 40. (4 BR., 4 Compts., 2 DR.) Car 43. (Effective June 5 will be 12 BR., 4 days out of 5; 8 Rmts., 6 BR., 1 day out of 5.)

★ Los Angeles to Chicago. (Buffet-Obs., 2 BR., 1 DR.) Car OB-4. (Operates 3 days out of 5.) Consult Agent.

★ Los Angeles to Minneapolis. S.P.-R.I. No. 4 to Kansas City, R.I. No. 508 to Minneapolis. (8 Rmts., 6 BR.) Car 45.

★ Tucson to Chicago. (12 BR., 4 days out of 5. 8 Rmts., 6 BR., 1 day out of 5.) Car 41. Occupancy at 9:00 PM. (Last operation from Tucson June 3.)

Chair Cars: Reclining Leg Rest Seats. (Please reserve in advance.)

★ Los Angeles to Chicago. (Cars 48, 49-)

★ Los Angeles to Minneapolis. S.P.-R.I. No. 4 to Kansas City, R.I. No. 508 to Minneapolis. Car 46.

Dining Car: ★ Los Angeles to Chicago.

Hamburger Grill Lounge Car: ★ Los Angeles to Chicago. (For Chair Car passengers.)

News Agent Service: (El Paso to Tucumcari.) Pillow Service.

Baggage: Checked service only to certain stations east of Tucumcari. Consult Agent.

Tickets Honored: Ask Agent.

TRAIN 40 IMPERIAL

Via S.P. and R.I.

Lounge Car: ★ Los Angeles to El Paso.

★ Tucumcari to Chicago.

Standard Sleepers:

★ Los Angeles to Chicago. (8 Sec., 5 BR.) Car 406. (6 Sec., 6 BR.) Car 407.

Chair Cars: ★ Los Angeles to Chicago.

★ Los Angeles to Memphis. Pillow service available at nominal charge.

Hamburger Grill Lounge Car: ★ Los Angeles to El Paso.

Diner: ★ Tucumcari to Chicago.

Diner: ★ Tucumcari to McAlester.

News Agent Service: (Los Angeles to El Paso.)

Tickets Honored: All classes.

All PM time in Dark faced figures.

P.T.—Pacific Standard time.

M.T.—Mountain Standard time.

C.T.—Central Standard time.

□—La Salle Street Station (La Salle and Van Buren Sts.)

f—Flag stop to entrain or detrain passengers.

h—Stops on flag to entrain pay passengers for Phoenix and beyond; also detrain from Alhambra and beyond.

*—On call taxi service between Alhambra and Pasadena City Ticket office, 148 East Colorado Blvd. Consult Agent for details

ONE OF AMERICA'S MOST MODERN TRAINS**CHICAGO — LOS ANGELES****THE STREAMLINED****Golden State**

via the low-altitude Golden State
Route through Kansas City, El Paso,
Tucson, Phoenix and Palm Springs



TIMES SHOWN BELOW ARE STANDARD TIME

SUNSET ROUTE

NEW ORLEANS, HOUSTON, SAN ANTONIO, EL PASO

GOLDEN STATE ROUTE

CHICAGO, ST. LOUIS, KANSAS CITY, EL PASO

WESTBOUND									
Table 5					Table 6				
Elev.	Mis.	Sunset Limited No. 1 Daily	Argonaut No. 5 Daily	Acadian No. 3 Daily	Elev.	Mis.	Sunset Limited No. 1 Daily	Argonaut No. 5 Daily	
12	0	*11 30	10 30	8 30	661	12 15	2 40		661
12					631	591			631
10	2	11 40	10 40	8 40	721	598	1 3 28		721
10	6	11 43	10 48	8 48	778	605	c		778
10					992	613	c		992
10	11	11 59	11 06	9 06	870	622	4 07		870
9	25				1081	631	1 4 18		1081
13	33			9 31	865	636	c		865
9	41			9 46	957	643	4 35		957
26	52				985	654	4 55		985
18	56		12 07	10 20	931	665	2 07		931
12	67			10 32	939	671	c		939
15	74				997	683	1 5 46		997
11	81		12 51	10 55	1102	689	LIMITED		1102
9	82		1 00	10 58	975	698	c		975
10	87				1009	706	6 17		1009
13	96				964	743	3 30		964
11	102		1 26	11 27	964	743	3 40		964
14	106				923	751	c		923
21	115			11 46	955	757	c		955
21	126		2 13	12 13	1131	763	c		1131
34	133				1545	778	8 22		1545
39	139				1386	792	4 36		1386
39	145	2 40	2 45	12 40	1413	795	9 04		1413
39	145	2 45	2 55	12 55	1397	807	9 04		1397
36	161			1 15	1815	820	9 25		1815
26	167		3 29	1 30	2106	849	10 20		2106
26	175				2771	871	6 15		2771
18	181			1 46	2771	871	6 25		2771
31	186		3 57	2 05	3093	879	c		3093
31	191			2 12	3368	887	11 16		3368
25	196			2 18	3663	896	c		3663
25	207			2 34	3725	907	11 44		3725
19	219	4 20	4 51	3 17	3881	915	11 55		3881
20	229			3 40	4042	931	12 19		4042
17	242			3 57	4484	962	8 17		4484
17	257	5 14	5 45	4 39	5074	975	1 10		5074
22	279	5 43	6 20	5 17	4694	988	8 50		4694
49	299				4432	1023	2 58		4432
60	309			5 51	4432	1023	2 58		4432
34	321			6 11	3942	1051	1 3 28		3942
85	327			f	4281	1069	1 3 50		4281
51	342			f 7 10	4519	1092	4 22		4519
47	363	7 20	8 00		4117	1108	6 12		4117
47	363	7 40	8 45		3949	1114	5 23		3949
82	389				3568	1126	5 40		3568
90	397				3592	1131	5 49		3592
107	400	8 37	9 54		3583	1149	6 14		3583
117	411				3616	1155	6 26		3616
126	416		10 12		3632	1162	6 39		3632
156	426		10 22		3664	1172	6 56		3664
174	432		10 34						
183	445		10 56						
189	448		11 16						
202	463		11 24						
410	471		11 45						
345	484		11 56						
452	495								
367	508								
456	517		12 30						
407	528		12 41						
605	538		12 51						
550	538		1 09						
643	549		1 17						
713	557		1 20						
712	558								
712	561								
661	573	11 59	1 45		3720	1184	11 40	6 30	3720

WESTBOUND									
Table 7					Table 8				
Elev.	Mis.	Sunset Limited No. 1 Daily	Argonaut No. 5 Daily	Golden State No. 3 Daily	Imperial No. 39 Daily	Elev.	Mis.	Sunset Limited No. 1 Daily	Argonaut No. 5 Daily
606	0	1 20	9 00			606	0	1 20	9 00
609	7	1 30	9 13			609	7	1 30	9 13
570	181	4 25	12 35			570	181	4 25	12 35
779	495	10 10	7 30			779	495	10 10	7 30
844	0	11 45	6 30			844	0	11 45	6 30
722	11	12 10	7 10			722	11	12 10	7 10
796	270	4 58	2 05			796	270	4 58	2 05
779	489	9 15	7 05			779	489	9 15	7 05
457	0	4 00	11 17			457	0	4 00	11 17
779	279	9 00	6 30			779	279	9 00	6 30
457	0	4 15	11 20			457	0	4 15	11 20
779	278	9 10	7 05			779	278	9 10	7 05
779	495	10 40	8 35			779	495	10 40	8 35
905	563	11 55	9 50			905	563	11 55	9 50
1340	645	1 45	12 01			1340	645	1 45	12 01
1506	690	2 32	12 49			1506	690	2 32	12 49
1541	718	3 06	1 23			1541	718	3 06	1 23
2847	904	6 25	5 50			2847	904	6 25	5 50
3130	943	7	6 38			3130	943	7	6 38
3984	1015	8 10	8 15			3984	1015	8 10	8 15
5183	0	8 00	8 00			5183	0	8 00	8 00
5984	74	9 58	9 58			5984	74	9 58	9 58
4656	118	11 07	11 07			4656	118	11 07	11 07
3984	384	6 43	6 43			3984	384	6 43	6 43
4082	1015	8 15	8 30			4082	1015	8 15	8 30
262	0	7 30				262	0	7 30	
1194	132	10 45				1194	132	10 45	
1361	467	8 50				1361	467	8 50	
3665	513	9 50				3665	513	9 50	
4082	762	4 25				4082	762	4 25	
4082	875	7 30				4082	875	7 30	
4082	1108	9 05	10 15			4082	1108	9 05	10 15
4324	1129	10 42				4324	1129	10 42	
4558	1141	10 56				4558	1141	10 56	
4837	1150	11 08				4837	1150	11 08	
4605	1167	11 30				4605	1167	11 30	
5292	1188	12 01				5292	1188	12 01	
5951	1210	12 32				5951	1210	12 32	
6275	1225	12 51				6275	1225	12 51	
6571	1245	1 17				6571	1245	1 17	
6122	1272	1 00				6122	1272	1 00	
5449	1296	12 14	2 35			5449	1296	12 14	2 35
5449	1296	12 20	2 50			5449	1296	12 20	2 50
4571	1323	3 19				4571	1323	3 19	
4448	1340	3 41				4448	1340	3 41	
4333	1353	4 07				4333	1353	4 07	
4180	1390	1 13	4 57			4180	1390	1 13	4 57
4000	1419	5 36				4000	1419	5 36	
3899	1434					3899	1434		
3719	1440	2 45	6 20			3719	1440	2 45	6 20

THROUGH PULLMAN SERVICE
BETWEEN LOS ANGELES AND WASHINGTON, D. C.
Sunset Limited Los Angeles to New Orleans.
The Crescent New Orleans to Atlanta, Ga., and Washington, D. C.

All PM time in Dark faced figures. †—Does not stop.
 C.T.—Central Standard Time. △—Air mail dispatched.
 M.T.—Mountain Standard Time.
 *—Open for occupancy 10:00 P.M.
 a—No. 1—Stops on flag at Rosenberg and Uvalde to entrain revenue passengers to El Paso and points west where scheduled to stop. Also stops at Uvalde to detrain passengers from Houston and beyond.
 b—No. 5—Stops on flag between New Orleans and Houston to detrain revenue passengers on through tickets beyond New Orleans, also stops on flag between New Orleans and Vinton to entrain to points on SP west of Houston.
 c—No. 5—Stops on flag at stations between Houston and El Paso to entrain and detrain revenue passengers to and from any station.
 d—No. 1—Stops on flag at Schulenburg to entrain revenue passengers to San Antonio and points west where scheduled to stop. Also detrains revenue passengers from Houston and points beyond.
 e—No. 1—Stops on flag at Marathon to entrain revenue passengers for El Paso and points west where scheduled to stop. Also detrains revenue passengers from San Antonio and beyond.
 f—Flag stop to entrain or detrain passengers.
 g—Stops to entrain for west of Tucumcari; also detrains from Kansas City and beyond.
 h—Stops on flag to entrain revenue passengers for Colton and beyond; also detrains from Kansas City and beyond.

TIMES SHOWN BELOW ARE STANDARD TIME

SUNSET ROUTE • GOLDEN STATE ROUTE

EL PASO - DEMING - DOUGLAS - TUCSON - PHOENIX - LOS ANGELES - OAKLAND - SAN FRANCISCO

WESTBOUND

Table 8		Imperial No. 39 Daily	Golden State No. 3 Daily	Argonaut No. 5 Daily	Sunset Limited No. 1 Daily
Elev	Mis.				
3979	1184	7 10	3 00	7 10	11 55
4211	1221	7 03			
4337	1272	9 12			
4493	1312	9 42			
4507	1329	10 10			
4249	1332	10 40			
4249	1332	10 55			
4347	1351	11 18			
3611	1365	11 39			
3761	1382	12 01			
4167	1406	12 45			
4231	1416	12 58			
4613	1426	1 05			
3580	1447	1 26			
4064	1456	2 25			
3238	1474				
2386	1494	3 15			
4113	15				
4063	73			8 50	
4518	117			9 45	
4405	147			10 21	
4128	165			10 46	
3979	217			3 25	
3979	217			3 30	
4686	239			4 02	
4686	239			4 07	
5084	247			4 27	
5084	0			3 42	
4686	8			3 57	
4686	239			4 02	
4592	243			12 53	
4194	255			1 10	
4038	265			1 22	
3862	276			1 37	
4080	296				
2386	340			3 00	5 55
2386	1494	3 45		3 30	6 05
2057	1511				
1606	1540			4 22	
1606	0				
1425	19	4 58	4 10	09	6 17
1214	51	5 38	4 38		7 54
1229	59	5 58	4 49		
1161	66	12			
1084	75	40	11 35		8 30
1084	75	10	11 59		8 45
971	91	30			
888	105	7 47			
876	113				
535	158	8 43			
255	211	9 58			
1606	1640			4 22	
1562	1545			4 30	
1508	1550			4 37	
1395	1559			4 54	
1173	1580			5 18	
736	1622			6 25	
687	1652			7 00	
494	1666			7 28	
540	1686			7 59	
255	1708			8 29	
147	1745	10 55	3 00	9 25	11 35
Set watch back one hour					
TRAIN NUMBERS		39	3	5	1

P.T.—Pacific Standard Time.

M.T.—Mountain Standard Time.

—Below Sea Level.

▲—Air Mail dispatched.

▲—P.G.L. Bus.

▲—P.G.L. Station.

▲—Arrives Sacramento 7 20PM.

a—Stops on flag to entrain pay passengers for Yuma and beyond; also detrain from Tucson and beyond.

b—Stops on flag to detrain pay passengers from east of El Paso; also entrain for Colton and beyond.

c—Stops on flag to detrain pay passengers from El Paso and beyond also to entrain for Colton and beyond.

d—Stops on flag to detrain pay passengers from Bisbee Jet. and beyond; also to entrain for Colton and beyond.

e—Stops on flag to detrain pay passengers from Wellton or beyond.

f—Flag stop to entrain or detrain passengers.

g—Stops on flag for Gila line passengers and Colton and beyond.

j—Stops on flag to detrain pay passengers from Bisbee Jet. and beyond; also entrain for Palm Springs and beyond.

m—Stops on flag to detrain pay passengers from Phoenix and beyond; also entrain for Alhambra and beyond.

n—Stops on flag to detrain pay passengers from Tucuman and beyond; also entrain for Alhambra and beyond.

r—Stops on flag to entrain pay passengers for Alhambra and beyond; also detrain from Wellton and beyond.

t—Stops to entrain pay passengers for Palm Springs and beyond, also detrain from El Paso and beyond.

u—Rail and bus stations at Niland are located one-half mile apart. Rail tickets reading to Imperial Valley points will be optionally honored by PGL between Niland and Calexico. However, a more convenient bus service is available by detraining at Yuma westbound or Los Angeles eastbound, purchasing separate Pacific Greyhound Lines bus transportation from Yuma or Los Angeles to destination.

WESTBOUND

Table 9		Imperial No. 39 Daily	Golden State No. 3 Daily	Argonaut No. 5 Daily	Sunset Limited No. 1 Daily
Elev	Mis.				
147	1745	10 20	2 10	8 45	10 45
121	1811	11 57	3 16	9 59	11 50
147	0	11 20	1 55	10 35	1 05
45	59	1 00	3 35	12 00	2 20
2	0	12 50	3 10	1 30	3 50
11	8	1 03	3 23	1 43	4 03
45	13	1 20	4 30	2 25	4 30
63	17	1 28	4 40	2 35	4 40
110	26	1 46	4 56	2 55	5 00
175	34				
121	42				
297	231	7 25	10 55	9 10	11 10
121	1811	11 57	3 16	9 59	11 50
191	1840				
186	1854				
116	1860	12 48			
62	1864				
10	1864	1 15	4 10	11 05	12 45
1135	1867	2 10	4 45	11 50	1 19
1789	1890				
2328	1904	2 40		12 20	
2569	1916	2 55		12 35	1 55
1316	1932				
1080	1935				
973	1939	3 50	6 00	1 20	2 32
1090	1943				
980	1954				
987	1958			1 45	
863	1964	4 35	6 40	2 00	3 15
327	1977				
294	1981				
392	1983				
416	1987				
466	1990	5 20	7 15	3 00	3 50
297	1996	5 50	7 40	3 30	4 15

Worry-free Train-to-Train Baggage Transfer in Los Angeles, San Francisco and Oakland Pier. Ask the Pullman or Chair Car Porter on your inbound train.

—On Call Taxi Service between Alhambra and Pasadena City Ticket Office, 148 East Colorado Blvd. Consult Agent for details.

Los Angeles to San Francisco (Via Coast Line)

Table 10		Coast Daylight No. 99 Daily	No. 255 Daily	Starlight No. 95 Daily	S. F. Lark No. 75 Daily	Oakland Lark No. 75-73 Daily
Elev	Mis.					
297	1996	7 15	7 15	5 45	8 00	8 00
432	2002	7 35	7 35	7 05	8 20	8 20
15	2099	9 25	9 25	9 10	10 27	10 27
240	2218	11 43	10 43	11 35	1 05	1 05
45	2352	2 34	2 34	2 51	4 15	4 15
45	0	▲ 2 45	▲ 2 45	▲ 4 50	▲ 4 50	▲ 4 50
9	19					
6	21	▲ 3 37	▲ 3 37	▲ 5 37	▲ 5 37	▲ 5 37
47	24	▲ 3 50	▲ 3 50	▲ 5 50	▲ 5 50	▲ 5 50
45	0	▲ 2 45	▲ 2 45	▲ 6 18	▲ 6 18	▲ 6 18
23	22	▲ 3 27	▲ 3 27	▲ 6 58	▲ 6 58	▲ 6 58
10	41	▲ 4 09	▲ 4 09	▲ 7 40	▲ 7 40	▲ 7 40
22	2370			3 22	4 48	4 48
99	2419	3 53	3 53	4 22	5 55	5 55
99	2419			4 10	6 20	6 20
9	2459			5 12	7 30	7 30
11	2462			5 25	7 45	7 45
8	2466			5 50	8 15	8 15
99	2419	4 05		4 35	6 13	6 13
61	2436			4 56	6 39	6 39
27	2450			5 10	6 59	6 59
13	2466	5 00		5 45	7 30	7 30

Los Angeles to San Francisco (Via San Joaquin Valley Line)

Table 11		S. I. Daylight No. 51 Daily	Owl No. 57 Daily	West Coast No. 59 Daily	Bus and Taxi service available between Southern Pacific Third Street Station and Ferry Station, San Francisco. Approximate distance 1 1/2 miles.
Elev	Mis.				
297	1996	6 25	6 05	6 35	
432	2002	6 45	6 25	6 55	
417	2166	11 32	11 30	12 16	
297	2273	1 35	1 55	2 52	
8	2478	7 20	7 50	#	

LUXURY TRAVELING AT ITS FINEST

On The Streamlined SUNSET LIMITED and GOLDEN STATE

TIMES SHOWN BELOW ARE STANDARD TIME

SUNSET ROUTE • GOLDEN STATE ROUTE

SAN FRANCISCO - OAKLAND - LOS ANGELES - PHOENIX - TUCSON - DOUGLAS - DEMING - EL PASO

EASTBOUND

Elev		Mis.	Coast Daylight No. 98 Daily	No. 250-98 Daily	Starlight No. 94 Daily	S. F. Lark No. 76 Daily	Oakland Lark No. 74-76 Daily
13	Lv San Francisco (3rd St.)	0	7 15		6 45	8 00	
27	Lv Burlingame	16			7 10	8 23	
61	Lv Palo Alto	30			7 27	8 42	
99	Lv San Jose	47	8 06		7 49	9 03	
8	Lv San Francisco (Mkt. St. Ferry)	0				7 00	
11	Lv Oakland Pier	4		6 25		7 30	
9	Lv Oakland, Jack London Sq.	7		6 38		7 43	
99	Lv San Jose	47		7 50		8 50	
99	Lv San Jose	47	8 18	8 18	7 56	9 15	9 15
22	Lv Watsonville Junction	97			8 56	10 20	10 20
10	Lv Santa Cruz	0	7 50	7 50	7 30	7 30	7 30
23	Lv Watsonville	19	8 32	8 32	8 08	8 08	8 08
45	Lv Salinas	41	9 17	9 17	8 41	8 41	8 41
47	Lv Pacific Grove	0	8 10	8 10	8 10	8 25	8 25
6	Lv Monterey	3	8 38	8 38	8 37	8 47	8 47
9	Lv Del Monte	5					
45	Lv Salinas	24	9 26	9 26	9 20	10 35	10 35
45	Lv Salinas	114	9 38	9 38	9 32	10 58	10 58
240	Lv San Luis Obispo	248	12 28	12 28	12 37	2 30	2 30
15	Lv Santa Barbara	367	2 46	2 46	3 07	5 05	5 05
432	Lv Glendale	464	4 41	4 41	5 25	7 07	7 07
297	Lv Los Angeles (Un. Sta.)	470	5 00	5 00	5 45	7 30	7 30

Elev		Mis.	No. 52 Daily	No. 58 Daily	No. 60 Daily
8	Lv San Francisco (Mkt. St.)	0	6 15	8 30	
9	Lv Oakland (16th St.)	4	6 57	9 14	
287	Lv Fresno	205	11 41	2 34	11 35
417	Lv Bakersfield	313	1 55	5 05	
432	Lv Glendale	477	6 38	10 25	6 55
297	Lv Los Angeles (Un. Sta.)	482	7 00	10 50	7 15

Elev		Mis.	Golden State No. 4 Daily	Sunset Limited No. 2 Daily	Imperial No. 40 Daily	Argonaut No. 6 Daily
297	Lv Los Angeles (Un. Sta.)	470	1 30	7 30	7 40	9 15
466	Lv Alhambra (Pasadena) (*)	476	1 50	7 50	8 03	9 38
416	Lv San Gabriel	479				
392	Lv El Monte	483				
294	Lv Bassett	485				
327	Lv Puente	489				
863	Lv Pomona	502	2 23	8 26	8 46	10 18
987	Lv Ontario (To Upland)	508				
980	Lv Guasti	512				
1090	Lv Bloomington	523				
973	Lv Colton	527	2 52	8 57	9 31	11 00
1090	Lv Loma Linda	531				
1316	Lv Redlands	534				
2569	Lv Beaumont	550			10 16	11 44
2328	Lv Banning (31)	556			10 26	11 54
1135	Lv Palm Springs (32)	571	3 56	10 04	11 06	12 27
= 10	Lv Indio	599	4 26	10 37	12 01	1 15
= 62	Lv Coachella	603				
= 116	Lv Thermal	606				
= 186	Lv Mecca	612				
= 191	Lv Salton	626				
= 121	Lv Niland, Cal.	656	5 18	11 33	1 16	2 15
297	Lv Los Angeles w.	0	1 00	6 45	10 00	11 45
= 121	Lv Niland	189	6 24			2 00
= 175	Lv Calipatria	197	6 31			4 30
= 110	Lv Brawley	205	6 46	12 56	4 06	5 56
= 63	Lv Imperial	214	7 01	1 11	4 21	6 11
= 45	Lv El Centro	218	7 14	1 25	4 35	6 25
= 11	Lv Heber	223	7 40	1 50	5 02	6 47
= 2	Lv Calexico	231	7 53	2 05	5 15	7 00
= 45	Lv El Centro	0	1 30	11 30		2 35
147	Lv Yuma, Ariz. (P.T.) w.	59	3 09	1 05		4 10
= 121	Lv Niland, Cal.	656	5 18	11 33	1 16	2 15
142	Lv Yuma, Ariz. (P.T.)	721	6 30	12 50	2 45	3 50

*-Daily.

P.T.-Pac. Std. Time. M.T.-Mt. Std. Time. Δ-Air Mail dispatched.

▲-P.G.L. Bus.

■-P.G.L. Station.

On call taxi service between Alhambra and Pasadena City Ticket Office, 148 East Colorado Blvd. Consult Agent for details.

f-Leaves Sacramento 7:15PM.

=-Below Sea Level.

Stops on flag to entrain pay passengers for points East of Wellton.

Stops on flag to entrain pay passengers for El Paso and beyond; also to detrain from Colton and beyond.

Flag stop to entrain or detrain passengers.

Stops on flag to detrain pay passengers from Colton and beyond; also entrain for Tucumcari and East.

Stops on flag to detrain pay passengers from Yuma and beyond; also entrain for Tucson and beyond.

Stops on flag to detrain pay passengers from Colton and beyond.

Stops to entrain or detrain passengers to and from Benson.

Stops on flag to detrain pay passengers from Alhambra and beyond; also entrain for east of Wellton.

Stops on flag to entrain pay passengers for Phoenix and beyond; also detrain from Alhambra and beyond.

Rail and bus stations at Niland are located one-half mile apart. Rail tickets reading to Imperial Valley points will be optionally honored by PGL between Niland and Calexico.

However, a more convenient bus service is available by detraining at Yuma westbound or Los Angeles eastbound, purchasing separate Pacific Greyhound Lines bus transportation from Yuma or Los Angeles to destination.

EASTBOUND

Elev		Mis.	Golden State No. 4 Daily	Sunset Limited No. 2 Daily	Imperial No. 40 Daily	Argonaut No. 6 Daily
147	Lv Yuma, Ariz. (M.T.)	721	7 40	2 00	4 10	5 10
255	Lv Wellton	758			5 01	5 58
540	Lv Mohawk	781				6 36
494	" Aztec	800				7 03
687	" Sentinel	814				7 25
736	" Gila (#0)	844				8 10
1173	" Maricopa	886				9 12
1395	" Casa Grande	907				9 43
1508	" Toltec	916				10 05
1562	" Eloy	921				10 55
1606	Lv Picacho	926				11 11
255	Lv Wellton	758			5 01	
535	" Hyder	810			6 05	
876	" Hassayampa	856				
888	" Buckeye	864			7 08	
971	" Litchfield	878			7 25	
1084	Lv Phoenix	894	10 25	4 50	7 50	
1084	Lv Phoenix	894	10 45	5 10	8 20	
1161	" Tempe	902			8 46	
1229	" Mesa	910	11 16	5 41	9 09	
1214	" Chandler	917	11 27	5 52	9 27	
1425	" Coolidge	950	11 56		10 09	
1606	Lv Picacho	969				
1606	Lv Picacho	969				11 11
2057	Lv Rillito	0			10 46	
2386	Lv Tucson, Ariz. (#3, 54)	46	1 00	7 25	11 30	11 10
2386	Lv Tucson, Ariz.	372	1 15	7 40	12 01	11 40
3238	" Vall	591			12 09	
3547	" Pantano	1001				
4064	" Mesal	1012				
4080	" Whetstone	1018				
3862	" Fairbank (#4, 25)	1038			1 38	
4194	" Hereford	1053			2 06	
4592	" Naco	1071			2 25	
4686	Lv Bisbee Jct. (#8)	1074	3 22	9 47	2 37	
4686	Lv Bisbee Jct. (Bus)	1074	3 25	9 52	2 42	
5084	Lv Bisbee	1082	3 40	10 12	3 02	
5084	Lv Bisbee	0	2 47	9 12	2 07	
4686	Lv Bisbee Jct. (Bus)	8	3 12	9 37	2 32	
4686	Lv Bisbee Jct.	1074	3 22	9 47	2 37	
3979	Lv Douglas (30)	1096	3 55	10 15	3 15	
3979	Lv Douglas, Ariz.	1096	4 00	10 20	3 25	
4128	" Rodeo, N. M.	1148			4 31	
4405	" Animas	1165			4 54	
4518	" Hachita	1196			5 33	
4063	" Columbus	1240			6 28	
3843	" Anapra, N. M.	1307				
3580	Lv Benson (#4)	1021	12P	10 IL PASO	12P	1 10
4613	" Dragoon	1042			1 53	
4231	" Cochise	1051			2 06	
4167	" Willcox (#3)	1062			2 33	
3761	" Bowie	1086			3 09	
3611	" San Simon, Ariz.	1102			3 26	
4347	" Steins, N. M.	1116			3 54	
4244	Lv Lordsburg (#1, 22)	1136			4 25	
4244	Lv Lordsburg	1136			4 35	
4507	" Separ	1155			5 02	
4493	" Gage	1176			5 23	
4337	" Deming (#0)	1195			5 53	
4211	" Afton, N. M.	1247			6 51	
3719	Lv El Paso, Tex. (M.T.) Δ	1283	7 40	2 00	8 25	7 50
TRAIN NUMBERS						
			4	2	40	6

HAMBURGERS-IN-A-BASKET

Made with Choice U. S. Beef

Now on most S.P. through trains



THE TIME FOR ACTION IS NOW

TIMES SHOWN BELOW ARE STANDARD TIME

SUNSET ROUTE

GOLDEN STATE ROUTE

EL PASO, SAN ANTONIO, HOUSTON, NEW ORLEANS

EL PASO, KANSAS CITY, ST. LOUIS, CHICAGO

EASTBOUND					EASTBOUND					
Elev.	Table 16	Mis.	Sunset Limited No. 2 Daily	Argonaut No. 6 Daily	Elev.	Table 17	Mis.	Sunset Limited No. 2 Daily	Argonaut No. 6 Daily	Acadian No. 4 Daily
3720	Lv El Paso, Tex. (MT.) Δ	1283	2 30	8 45	661	Lv San Antonio, Tex. (S.P.) Δ	1894	3 45	1 40	
3664	" Yelata (C.T.)	1296		7 10	712	" Converse	1907		1 08	
3632	" Clint	1305		7 11	713	" Randolph Field	1909		1 11	
3516	" Fabens	1312		7 10	643	" Schertz	1911		1 11	
3583	" Tornillo	1318		7 10	550	" Marion	1919		1 36	
3592	" Fort Hancock	1336		7 11	605	" Seguin	1930		1 48	
3568	" McNary	1341		7 11	407	" Kingsbury	1939		1 03	
3949	" Finlay	1354		7 11	456	" Luling	1950		1 29	
4117	" Small	1359		7 11	367	" Harwood	1960		1 42	
4519	" Sierra Blanca	1376		12 24	452	" Flatonia	1984		1 42	
4281	" Hot Wells	1399		7 12	345	" Schulenburg	1997	5 33	4 07	
3942	" Lobo	1417		7 12	410	" Weimar	2005		4 17	
4432	Ar Valentine	1445		1 50	202	" Columbus	2019		4 42	
4432	Lv Valentine	1445		2 01	189	" Alleyton	2022		5 05	
4694	" Maria	1480	7 08	2 50	174	" Eagle Lake	2035		5 05	
5074	" Paisano (Summit)	1493		7 30	156	" Lissie	2042		5 25	
4484	" Alpine	1505	7 40	3 29	126	" East Bernard	2052		5 25	
4042	" Marathon	1537	8 16	4 10	117	" Tavener	2057		5 50	
3881	" Haymond	1552		4 30	107	" Rosenberg	2068	6 47	5 50	
3725	" Tesnus	1561		a	90	" Richmond	2071		5 55	
3663	" Rosenfeld	1572		a	82	" Sugar Land	2080		5 07	
3363	" Longfellow	1580		7 50	47	Ar Houston (Ed. Cen. Sta.) Δ	2105	7 50	7 45	
3093	" Emerson	1588		a	47	Lv Houston (33, 49)	2105	8 10	7 45	
2771	Ar Sanderson	1597	9 27	5 35	51	" Crosby	2126		7 10	7 17
2771	Lv Sanderson	1597	9 37	5 50	85	" Dayton	2140		7 10	7 33
2106	" Dryden	1618		6 19	34	" Liberty	2146		7 10	7 40
1815	" Pumpville	1647		6 57	60	" Devers	2159		7 10	7 58
1397	" Langtry	1661		7 15	45	" Nome	2169		7 11	7 08
1413	" Shumla	1673		a	22	" Beaumont (56)	2189	9 47	9 44	11 47
1386	" High Bridge (Pecos River)	1677	11 07	7 38	10	" Orange, Texas	2210	10 14	10 18	12 23
1545	" Comstock	1690		7 59	17	" Vinton, Louisiana	2225		12 24	12 46
1131	" Bulls	1705		a	20	" Sulphur	2238		1 01	01
953	" Devil's River	1710		7 8 24	19	" Lake Charles	2248	11 04	11 20	1 25
923	" McKees	1716		a	25	" Iowa	2260		1 31	39
964	Ar Del Rio (58)	1725	12 08	8 50	31	" Welsh	2272		1 54	54
964	Lv Del Rio	1725	12 18	9 15	31	" Roanoke	2276		1 57	59
1009	" Spofford (51)	1762		10 00	18	" Jennings	2282	12 07	12 07	2 05
975	" Anacacho	1770		a	20	" Mermentau	2287		f	f
1102	" Odlaw	1779		a	26	" Midland	2292		f	f
937	" Cilme	1784		7 10 26	26	" Crowley	2300		12 38	2 29
939	" Hacienda	1796		a	39	" Rayne	2307		1 30	37
931	" Uvalde	1803	1 39	10 50	33	Ar Lafayette	2322	12 35	1 20	3 10
985	" Knippa	1813		7 11 00	33	Lv Lafayette	2322	12 40	1 30	3 20
957	" Sabinal	1824		11 12	34	" Broussard	2329		f	f
1065	" Soco	1832		a	21	" Cade	2334		f	f
881	" D'Hanis	1837		7 11 26	20	" New Iberia	2341		2 05	3 54
992	" Hondo	1845		11 38	14	" Baldwin	2353		f	4 10
778	" Dunlap	1855		a	11	" Franklin	2366		f	4 26
721	" Noonan	1863		a	13	" Bayou Sale	2371		f	4 42
631	" Lacoete	1870		7 12 08	10	" Patterson	2380		f	4 48
661	Ar San Antonio, Tex. (S. P. station) Δ	1894	3 25	12 50	9	" Berwick	2386		f	4 48
					11	" Morgan City	2387		3 20	4 51
					15	" Boeuf	2394		f	f
					12	" Gibson	2401		f	5 08
					18	" Schriever	2412		3 55	5 28
					26	" Lafourche	2415		f	f
					9	" Raceland Junction	2427		4 17	5 51
					13	" Des Allemands	2435		f	6 05
					9	" Boutte	2443		f	f
					10	" West Bridge Junction	2456	3 22	4 58	6 39
					10	" Mississippi River Bridge	2462	3 38	5 16	6 56
					12	Ar New Orleans				
					12	" (Carrollton Ave.)	2466	3 48	5 30	7 08
					12	Ar New Orleans, La. (C.T.) (Union Passenger Terminal) Δ	2468	4 00	5 45	7 20

EASTBOUND				
Elev.	Table 18	Mis.	Imperial No. 40 Daily	Golden State No. 4 Daily
3719	Lv El Paso, Tex. (MT.) Δ	1283	9 20	7 55
3899	" Fort Bliss, Tex.	1296		8 25
4000	" Newman, N. M.	1305		10 28
4180	" Orogrande	1312		11 20
4333	" Alamogordo	1318		9 20
4448	" Tularosa	1336		11 42
4571	" Three Rivers	1341		12 45
5449	Ar Carrizozo (To Ft. Stanton)	1354	12 45	10 20
5449	Lv Carrizozo	1359	12 55	10 25
6122	" Ancho	1376	1 30	
6671	" Corona	1399	2 15	
6275	" Duran	1417	2 41	
5951	" Vaughn	1445	3 09	
5292	" Pastura	1445	3 40	
4605	" Santa Rosa	1480	4 10	
4837	" Cuervo	1493	4 36	
4558	" Newkirk	1505	4 51	
4324	" Montoya	1537	5 11	
4082	Ar Tucumcari, N.M. (MT) (27)	1552	5 45	1 40
4082	Lv Tucumcari, N.M. (CT) CRI&P	1552	7 15	
3665	Ar Amarillo, Tex.	1561	9 45	
1361	" El Reno, Okla.	1572	6 10	
1194	" Oklahoma City, Okla.	1580	5 15	
267	" Little Rock, Ark.	1588	3 35	
262	Ar Memphis, Tenn.	1597	7 15	
4082	Lv Tucumcari, N.M. (CT) CRI&P	1597	7 00	2 46
3984	Ar Dalhart, Tex.	1603	8 50	4 10
3984	Lv Dalhart, Tex. (CT) FW&D	1603	9 50	10 00
4656	Ar Pueblo, Colo. (MT) C&S	1618	3 07	4 10
5984	" Colorado Springs, Colo.	1647	4 08	5 15
5183	Ar Denver, Colo. (MT)	1661	5 48	7 00
3984	Lv Dalhart, Tex. (CT) CRI&P	1673	9 00	4 15
3130	" Guymon, Okla.	1677	10 22	
2847	" Liberal, Kan.	1690	11 20	5 57
1541	" Hutchinson, Kan.	1705	3 04	8 56
1506	" Mohrson, Kan.	1710	3 35	w
1340	" Herington, Kan.	1716	4 55	10 23
905	" Topeka, Kan.	1725	6 25	11 43
779	Ar Kansas City, Mo.	1725	7 45	1 00
779	Lv Kansas City, Mo. Mo. Pac.	1762	11 30	7 01
457	Ar St. Louis, Mo.	1770	6 50	12 01
779	Lv Kansas City, Mo. Wabash	1779	11 59	7 30
457	Ar St. Louis, Mo.	1784	7 35	12 29
779	Lv Kansas City, Mo. CRI&P	1796	8 35	9 10
796	Ar Des Moines, Ia.	1803	1 05	1 15
722	" St. Paul, Minn.	1813	7 45	6 00
844	Ar Minneapolis, Minn.	1824	8 30	6 40
779	Lv Kansas City, Mo. CRI&P	1832	8 25	1 25
570	Ar Rock Island, Ill.	1837	3 23	7 35
609	Ar Englewood, Ill.	1845	6 50	10 45
606	Ar Chicago, Ill. (CT)	1855	7 05	11 00

EASY TRAIN-TO-TRAIN BAGGAGE TRANSFER IN NEW ORLEANS & HOUSTON
Ask the Red Cap Porter who meets your train!

All PM time in Dark faced figures. Δ-Air Mail dispatched.
C.T.-Central Standard Time. M.T.-Mountain Stan. Time.
‡-Does not stop.
e-No. 6-Stops on flag at stations between El Paso and Houston to entrain or detrain revenue passengers to or from any station.
bb-No. 6-Stops on flag between Houston and New Orleans to detrain revenue passengers from beyond Houston, including connecting lines.
c-No. 2-Stops on flag at Schulenburg to entrain revenue passengers to Houston and points east where scheduled to stop. Also detrain revenue passengers from San Antonio and beyond.
d-No. 2-Stops on flag at Marathon to entrain revenue passengers for San Antonio and points east where scheduled to stop. Also to detrain revenue passengers from El Paso and beyond.
f-Flag stop to entrain or detrain passengers.
m-Stops to detrain revenue passengers from west of Tucumcari; also entrain for Kansas City and beyond.
n-Stops on flag to entrain revenue passengers for Kansas City and beyond; also detrain from Colton and beyond.
o-Stops to entrain revenue Pullman passengers for Englewood and Chicago; also to detrain Pullman passengers from El Paso and west; revenue coach passengers from California points.
x-No. 2-Stops on flag at Uvalde to entrain revenue passengers to or beyond Houston and points east where scheduled to stop and detrain revenue passengers from or beyond El Paso. Also stops on flag at Rosenberg to detrain from or beyond El Paso.

TIMES SHOWN BELOW ARE STANDARD TIME

SUNSET ROUTE • GOLDEN STATE ROUTE

CONNECTIONS IN CALIFORNIA - ARIZONA - NEW MEXICO - TEXAS

Table 19 TIA JUANA TECATE—INTER-CALIFORNIA RY.

452-358		357-451
8 30	Lv Tijuana (Mex.)	Ar 2 06
8 37	Lv Agua Caliente (Mex.)	Lv 2 00
f	Lv Garcia (Mex.)	f
f	Lv Matanzas (Mex.)	f
f 9 26	Lv Redondo (Mex.)	f 1 20
10 30	Ar Tecate (Mex.)	Lv 12 40
8 20	Lv Mexicali	Ar 3 00
11 00	Ar Algodones	Lv 12 25

Table 20 DEMING, SILVER CITY Parrish Stages (Rail Tickets Not Honored.)

7 10	3 35	Lv Deming (8, 15)	Ar 7 20	12 20
7 55	4 20	Ar Hurley	"	6 35
8 15	4 40	Ar Ft. Bayard	"	6 15
8 30	4 55	Ar Silver City	"	6 00

Table 21 LORDSBURG, HOT SPRINGS (Parrish Stages) (Rail Tickets Not Honored.)

* 7 00	Lv Lordsburg (8, 15)	Ar 5 00
8 00	Ar Silver City	Lv 4 00
8 10	Lv Silver City	Ar 3 40
8 50	Ar Santa Rita	Lv 3 00
10 25	Ar Hillsboro	Lv 1 10
11 15	Ar Hot Springs, N. M.	Lv 12 30

LORDSBURG, CLIFTON

952 Mixed		953 Mixed	
† 8 35	0	Lv Lordsburg (8, 15)	Ar 3 30
9 55	38	" Duncan	" 2 00
11 35	70	Ar Clifton, Ariz.	Lv 11 20

(A) Table 23 EL PASO, LORDSBURG, FORT THOMAS, COOLIDGE DAM, SAN CARLOS, GLOBE Pacific Greyhound Lines (Rail Tickets Honored)

* 10 45	Lv El Paso	Ar 3 35	
2 55	" Lordsburg	" 11 28	
4 12	" Solomon	" 10 03	
4 35	" Safford	" 9 43	
4 34	" Thatcher	" 9 39	
4 41	" Pima	" 9 32	
4 55	" Fort Thomas	" 9 18	
5 00	" Geronimo	" 9 13	
5 08	" Bylas	" 9 05	
5 17	" Calva	" 8 54	
5 43	Ar Coolidge Dam	Lv 8 30	
5 45	Ar Coolidge Dam	Ar 8 30	
6 05	" Peridot	" 8 05	
6 10	" San Carlos	" 8 00	
6 35	6 06	Cutter	8 05
6 50	6 21	Ar Globe	Lv 7 50

(B) SAFFORD, WILLCOX, TUCSON Spoon Brothers Stage Line (Rail Tickets Honored)

* 5 00	Lv Safford	Ar 7 15
6 15	Ar Willcox	Lv* 5 35

Pacific Greyhound Lines (Rail Tickets Honored)

* 6 54	Lv Willcox	Ar 5 35
8 51	Ar Tucson	Lv* 3 50

BAGGAGE ARRANGEMENTS:

Hand baggage will be handled on bus with passenger. Checked baggage and remains from or to Globe, Miami and San Carlos will be handled via Phoenix and Pacific Motor Trucking Company, except that between Globe and San Carlos, will be handled by Williams Truck Service and that from or to Pima and Safford will be handled via Tucson and P.M.T.

Table 24 BENSON, FAIRBANK, TOMBSTONE

11e00	10d05	8c00	0	Lv Benson	Ar 4e05	4d30	5c25
11 45	10 50	8 45	7	Lv Curtiss	Ar 3 55	4 00	4 55
12 30	11d35	9c30	20	Ar Fairbank	Lv 2 40	3d05	4c00
1 10			20	Ar Fairbank	Lv 2 30		
1c40			29	Ar Tombstone	Lv 2e00		

Table 25 FAIRBANK, PATAGONIA

c10 00	0	Lv Fairbank (8, 15)	Ar 3 30
f10 40	11	" Campstone	" 2 50
c12 30	44	Ar Patagonia	Lv 1 01

Table 26 GILA, AJO Tucson, Cornelia & Gila Bond R. R. Co.

† 8 30	0	Lv Gila (8, 15)	Ar 7 20
10 15	43	Ar Ajo	Lv† 5 35

Table 27 EL PASO, TUCUMCARI, FRENCH

* 9 20	0	Lv El Paso, Tex.	Ar 6 20
5 45	332	Ar Tucumcari (7, 18)	Lv 10 15
† 6 10	332	Lv Tucumcari, N. M.	Ar 3 25
8 20	382	" Mosquero	" 12 59
† 8 37	390	" Solana	" 12 42
9 00	400	" Roy	" 12 22
f10 09	434	" Taylor	" 11 10
11 35	445	Ar French	Lv 10 45

R10 35 BBS JUNC. AND BISBEE

Table 28 BUS (Daily) (Rail Tickets Honored.)

Lv Bisbee Jct.	12 48	3 25	4 07	9 52	2 42	7 11
Ar Bisbee, Ariz.	1 03	3 40	4 27	10 12	3 02	7 31
Lv Bisbee, Ariz.	12 13	2 47	3 42	9 12	2 07	6 31
Ar Bisbee Jct.	12 38	3 13	5 7	9 37	2 32	6 56

Table 29 WHITE SANDS NATIONAL MONUMENT

Taxi service available between Alamogordo and The White Sands.

Table 30 DOUGLAS, NACOZARI Nacozari Ry.

Note: Taxi connection between Douglas and Agua Prieta.

0	Lv Douglas, Ariz. (8, 15)	Ar 12 30
d1 30	1	" Agua Prieta, Mex.
5 40	78	Ar Nacozari.

Table 31 BANNING-29 PALMS (29 Palms Stages Daily) (Rail Tickets Not Honored.)

1 40	10 00	Lv Banning	Ar 10 15	5 50
2 20	10 30	Lv Palm Springs (Sta.)	Lv 9 40	5 10
3 50	11 30	Ar 29 Palms	Lv 8 20	4 00

29 Palms Stages will deliver passengers to Palm Springs Station from 29 Palms and/or intermediate points; also upon advance notice from agent will pick up passengers at Palm Springs Station for 29 Palms and/or intermediate points.

Table 32 TANNER MOTOR TOURS SERVICE (Tables 9, 14)

Auto Bus will meet trains Nos. 1, 2, 3 and 4 for passengers between Palm Springs Station and Palm Springs Village in each direction, also all other trains between hours 6:00AM and 6:00PM from Nov. 1 to May 1. One-way fare, \$1.30 plus Federal tax, per person.

During period May 1 to Nov. 1, Trains will be met on call. Regular taxi meter rates will apply.

Table 33 CARLSBAD CAVERNS

Side trip is made by comfortable air conditioned motor coach from El Paso.

Daily Schedule—CARLSBAD CAVERN COACHES

Leave El Paso (Union Railroad Station)	8 30AM
Arrive Carlsbad Caverns	12 01PM
Leave Carlsbad Caverns	4 00PM
Arrive El Paso (Union Railroad Station)	7 30PM

* 7 20	* 3 55	10 45	* 4 45	Lv El Paso (Bus Station)	Ar 5 45	12 45	7 45	11 45
11 05	7 30	2 20	8 25	Ar Carlsbad	Lv 2 15	5 9	00	4 00

(A) Table 34 TUCSON-NOGALES (Citizen Auto Stage Co.) Daily (Rail Tickets Honored)

Lv Tucson (8, 15)	7 00	9 15	11 15	12 15	1 00	3 30	5 00	6 30	8 15	10 35
Ar Nogales	8 40	10 55	12 55	1 55	2 55	5 10	6 40	8 10	9 55	12 00
Lv Nogales	7 00	9 15	10 00	11 15	1 15	3 00	4 00	6 00	8 15	10 15
Ar Tucson	8 35	10 55	11 40	12 55	2 55	4 40	5 40	7 40	9 55	11 55

(B) ARIZONA BUS LINES—(Daily) (Rail Tickets Not Honored)

6 00	Lv Tucson	Ar 10 45
8 15	Ar Hayden	Lv 8 30
7 30	9 00	Lv Phoenix
8 35	10 05	Lv Buckeye
10 45	12 10	Ar Ajo

Table 35 APACHE TRAIL TOURS

One-day "on call" sightseeing tour from Phoenix over historic Apache Trail to Globe, Ariz., via Roosevelt Dam and Cliff Dwellings, returning to Phoenix via Superior Highway and world's largest copper mines. 205 miles scenic tour via Arizona Motor Tours, or Tanner Gray Line Tours.

Adult fare with minimum 2 adult passengers... \$10.00
 Children over 4 and under 12... 5.00
 Children 4 and under... Free
 Minimum charge for private limousine... 50.00
 (10% Federal tax not included)

Railroad Exchange orders should be drawn on Arizona Tours Inc., or Tanner Gray Line Tours.

Table 36 EL PASO, ALAMOGORDO, ROSWELL New Mexico Transportation Co. (Motor Coach) (Rail Tickets Not Honored.)

* 11 45	* 5 55	10 45	* 4 45	Lv El Paso	Ar 9 15	5 05	9 45	1 35
1 30	7 45	12 45	6 35	Lv Alamogordo (7, 18)	Lv 7 15	3 10	7 55	11 45
4 10	10 25	3 30	9 20	Ar Roswell	Lv 4 20	12 15	5 00	9 00

All PM Time in Dark-faced figures.
 *—Daily.
 †—Daily except Sunday.
 ‡—Monday and Thursday.
 §—Tuesday and Friday.
 ¶—Wednesday and Saturday.
 /—Flag stop to entrain or detrain passengers.
 g—Operates between Silver City and Hot Springs on the 20th of each month only.
 h—Saturday only.
 r—Tuesday, Thursday, Saturday.

"PROTECT YOUR BAGGAGE—

checked, carried or worn, jewelry, furs and other personal effects. St. Paul Fire and Marine Insurance Company policies on sale at principal Southern Pacific offices at reasonable rates."

PROTECT YOUR BAGGAGE!



TIMES SHOWN BELOW ARE STANDARD TIME

SUNSET ROUTE

TEXAS AND LOUISIANA LINES

Table 37

NEW ORLEANS, BEAUMONT, HOUSTON, SAN ANTONIO, DALLAS AND SHREVEPORT (Daily)

READ DOWN				READ UP			
1	3	5	Mls.	6	4	2	
11 30	8 30	10 30	0	5 45	7 20	4 00	
5 43	5 17	6 20	279	9 44	11 47	9 47	
7 20	7 10	8 00	363	7 45	9 45	8 10	
7 40		8 45	363	7 00		7 50	
11 59		1 45	573	1 40		3 45	
		17		18			
		10 30	0	6 45			
		6 30	264	11 00			



You can **CHARGE TELEGRAMS**

Anywhere

Simply write your message on a telegraph blank (available on all Trains) and include your own name and address. Give it to any of the Train's personnel for sending. The charges will be billed to you at home or business.

On any occasion
it's wise
to wire

WESTERN UNION

Train 3—ACADIAN—Daily—New Orleans—Houston

Standard Sleepers:

★New Orleans to Houston. (8 Sec., 5 DBR.) Car 33. (Sleeper occupancy at Houston until 8:00 a.m.)

Chair Car and Coach: ★New Orleans to Houston.

Train 4—ACADIAN—Daily—Houston—New Orleans

Standard Sleepers:

★Houston to New Orleans (8 Sec., 5 DBR.) Car 44. Sleeper occupancy at New Orleans until 8:00 a.m.

★Chair Car and Coach: Houston to New Orleans.

Train 17—OWL—Daily

Standard Sleeper: ★Houston to Dallas. (8 Sec., 5 Bedrooms.) Car 171. Sleeper open 9:30 p.m. Occupancy at Dallas until 8:15 a.m.

Coaches: ★Houston to Dallas.

Train 18—OWL—Daily

Standard Sleeper: ★Dallas to Houston. (8 Sec., 5 Bedrooms.) Car 181. (Sleeper open for occupancy at 9:30 p.m. Occupancy at Houston until 8:00 a.m.)

Coaches: ★Dallas to Houston. (Open at Dallas, 10:00 p.m.)

Table 38

HOUSTON, DALLAS, COLORADO SPRINGS, DENVER

5-17 Daily	Mls.		18-2 Daily
10 30	0	Lv New Orleans, La. † (C.T.)	Ar 4 00
8 00	363	Ar Houston, Tex. ‡	Lv 8 10
10 30	0	Lv Houston, Tex. ‡	Ar 6 45
	11	" Fairbanks	"
	17	" Satsuma	"
	25	" Cypress	"
	35	" Hockley	"
	40	" Waller	"
	44	" Prairie View	" 5 37
11 25	44	" Hempstead	" 5 29
11 36	54	" Howth	"
	54	" Courtney	" 5 09
11 50	61	" Navasota	" 4 56
12 07	70	" Nollewa	"
	75	" Millican	" 4 35
12 18	79	" Wellborn	" 4 24
12 30	88	" College Station	" 4 13
12 42	94	" Bryan	" 3 59
1 00	99	Lv Benchley	" 3 40
1 10	106	Ar Hearne	Lv 3 22
1 25	120	Lv Hearne	Ar 3 11
1 50	120	" Calvert	Lv 3 01
2 05	127	" Hammond	"
	136	" Bremond	" 2 42
2 42	142	" Denny	"
	147	" Kosse	" 2 18
3 00	152	" Thornton	" 2 06
3 13	160	" Groesbeck	" 1 53
3 28	168	" Mexia	" 1 37
3 51	180	" Wortham	" 1 19
4 01	187	" Currie	"
	193	" Richland	"
	197	" Angus	"
4 45	203	" Corsicana	" 12 57
	209	" Rice	"
	220	" Ly Alma	"
	224	Ar Ennis	Lv 12 15
5 12	230	Lv Ennis	Ar 11 50
5 40	230	" Palmer	Lv 11 37
5 49	238	" Ferris	" 11 29
5 56	245	" Wilmer	" 11 24
6 01	249	Lv Hutchins	"
	253	Ar Dallas, Tex. † Δ	Lv 11 00
6 30	264	Lv Dallas, Tex.	Ar 4 40
1 00	0	Lv Ft. Worth, Tex.	" 3 35
2 00	0	Ar Colorado Springs	Lv 9 58
5 15	727	Ar Denver, Colo.	C. & S. Lv 8 00

All PM time in Dark faced figures.

*-Daily.

★Air conditioned.

C.T.—Central Standard Time.

‡-Grand Central Station.

†-Union Station.

Δ-Air mail dispatched.

▲-Open for occupancy 10:00 P.M.

f-Flag stop to entrain or detrain passengers.

Tickets reading via any railroad between Houston and Dallas, in either direction, will be honored at option of passenger by Southern Pacific Lines without additional cost.

TIMES SHOWN BELOW ARE STANDARD TIME

SUNSET ROUTE

TEXAS AND LOUISIANA LINES—LOCAL SERVICE AND CONNECTIONS

(A) **Table 40** LOS ANGELES, PHOENIX, EL PASO, MEXICO CITY
Via Southern Pacific-National Rys of Mexico

Nos. 4-8		Daily Service		Nos. 7-5	
Su	1 30	Lv Los Angeles (P.T.)	Sou. Pac. Ar	3 30	Th
Su	10 45	Lv Phoenix (M.T.)	" Lv		
Mo	1 15	Lv Tucson	" Lv	3 00	Th
Mo	7 40	Ar El Paso (M.T.)	" Lv	7 10	We
Mo	9 30	Lv El Paso, Tex. (M.T.)	Nat. Rys. Ar	3 30	We
Mo	10 30	Lv El Paso, Tex. (C.T.)	" Ar	4 30	We
Mo	1 30	Lv Ciudad Juarez, Mex. (C.T.)	" Ar	3 30	We
Mo	8 50	Lv Chihuahua	" Lv	8 45	We
Tu	2 20	Lv Jimenez	" Lv	3 15	We
Tu	7 35	Lv Torreon	" Lv	10 05	Tu
Tu	7 55	Lv Aguascalientes	" Lv	10 20	Tu
We	1 10	Lv Irapuato	" Lv	5 00	Tu
We	3 19	Lv Queretaro	" Lv	2 26	Tu
We	9 20	Ar Mexico City, Mex.	" Lv	8 40	Mo

(B) NEW ORLEANS, HOUSTON, SAN ANTONIO, MEXICO CITY, VIA LAREDO Daily

c11	30	Lv New Orleans	Sou. Pac. Ar	5 45	
	7 20	Ar Houston	Sou. Pac. Lv	7 45	
	7 40	Lv Houston	Sou. Pac. Ar	7 00	
	11 59	Ar San Antonio	Sou. Pac. Lv	1 40	
	12 40	Lv San Antonio, Tex.	Mo. Pac. Ar	1 30	
	4 40	Ar Laredo, Tex. (C.T.)	Mo. Pac. Lv	9 05	
	6 00	Lv Nuevo Laredo (C.T.)	Nat. Rys. Ar	8 00	
	8 00	Ar Mexico City, Mex.	" Lv	8 20	

(A) **Table 41** Illinois Central R. R.
NEW ORLEANS, LOUISVILLE, CINCINNATI

8	46	4-104	Daily	45	63-103 15-3
8 45	4 15	12 01	Lv New Orleans, La.	I. C. Ar	9 30 4 55
1 10	7 15	3 15	Ar Jackson, Miss.	" Lv	6 10 1 05
4 03	8 48	5 21	Ar Grenada, Miss.	" Lv	4 09 10 37
6 30	10 15	7 15	Ar Memphis, Tenn.	" Lv	2 30 8 40
9 45	1 15	10 50	Ar Fulton, Ky.	" Lv	11 59 4 45
		12 31	Ar Paducah, Ky.	" Lv	3 15 9 10
		7 30	Ar Louisville, Ky.	" Lv	9 10 6 30
		12 30	Ar Cincinnati, O. (E.T.)	B. & O. Lv	6 30

NEW ORLEANS, NASHVILLE, CHICAGO, LOUISVILLE AND CINCINNATI (B)

c58-2	98	6	4	99	6	1	37
Daily	Daily	Daily	Daily	Daily	Daily	Daily	Daily
11 00	9 00	10 30	8 20	Lv New Orleans, La.	L. & N. Ar	7 20	3 10 8 00 6 55
2 25	12 40	1 30	11 59	Ar Mobile, Ala.	" Lv	3 40	11 50 3 55 3 20
7 15	5 35	6 10	5 10	Ar Montgomery, Ala.	" Lv	10 40	8 10 10 50 11 40
10 50	7 55	7 20	8 30	Ar Birmingham, Ala.	" Lv	8 20	6 05 7 45
5 30	12 30	11 20	1 45	Ar Nashville, Tenn.	" Lv	3 35	2 05 2 45
11 30	6 30	12 05	6 30	Lv Nashville, Tenn.	" Ar	1 15	1 40 1 40 12 55
2 55	11 05	3 45	1 30	Lv Evansville, Ind.	C. & E.L. Ar	4 20	10 00 10 00 9 20
8 25	4 55	9 30	8 20	Ar Chicago, Ill.	C. & E.L. Lv	10 00	4 30 4 30 4 00
12 50	4 55	3 40	7 05	Ar Louisville, Ky.	L. & N. Lv	11 25	10 05 9 45
6 45	9 30	8 00	12 05	Ar Cincinnati, O. (E.T.)	" Lv	9 00	8 00 7 05

NEW ORLEANS, BIRMINGHAM, CHATTANOOGA, CINCINNATI (C)

42-4	48-18-2	3-41	1-17-47			
Daily	Daily	Daily	Daily			
9 00	8 00	0	Lv New Orleans, La.	Sou. Ry. Sys. Ar	6 00	8 50
2 30	12 10	202	Ar Meridian, Miss.	" Lv	12 40	4 25
5 25	1 55	259	Ar Tuscaloosa, Ala.	" Lv	9 55	2 26
7 05	3 05	355	Ar Birmingham, Ala. (C.T.)	" Lv	8 25	1 15
11 50	8 20	498	Ar Chattanooga, Tenn. (E.L.)	" Lv	5 25	7 25
6 50	4 55	754	Ar Lexington, Ky. (C.T.)	" Lv	9 40	8 55
8 45	7 55	836	Ar Cincinnati, O. (E.T.)	" Lv	8 45	8 00

EL PASO, DALLAS, ST. LOUIS
Texas and Pacific Ry.—Missouri Pacific

8	2	Table 42		7	1
Daily	Daily	Daily	Daily	Daily	Daily
2 40	12 50	Lv El Paso, Tex. (M.T.)	T. & P. Ar	12 50	10 45
3 40	1 50	Lv El Paso, Tex. (C.T.)	" Ar	1 50	11 45
11 30	9 40	Lv Big Spring	" Ar	5 10	3 50
12 52	10 56	Lv Sweetwater	" Ar	3 30	2 30
1 45	11 50	Lv Abilene	" Ar	2 45	1 35
3 00	1 05	Lv Cisco	" Ar	1 12	12 18
7 15	3 50	Ar Fort Worth	" Lv	10 30	9 40
10 40	9 10	Ar Dallas	" Lv	9 15	8 00
12 01	10 30	Ar Marshall	" Lv	4 45	4 52
12 20	10 40	Lv Texarkana, Tex.	T. & P. Lv	3 00	3 40
3 20	1 10	Ar Little Rock, Ark.	Mo. Pac. Ar	2 30	3 15
7 00	7 00	Ar Memphis, Tenn.	" Lv	11 25	12 35
11 00	8 10	Ar St. Louis, Mo.	" Lv	12 45	5 45

(A) **Table 45** NEW ORLEANS, HOUSTON, DALLAS (S.P.)

5-17		Daily		18-2	
	10 30	Lv New Orleans	Ar	4 00	
	8 00	Ar Houston	Lv	8 10	
	10 30	Lv Houston	Ar	6 45	
	6 30	Ar Dallas	Lv	11 00	

(B) HOUSTON, CHICAGO

2-46	Daily		75-
76			45-5
8 10	Lv Houston	S.P. Ar	8 00
4 00	Ar New Orleans	S.P. Lv	10 30
4 15	Lv New Orleans	I.C. Ar	9 30
10 50	Ar Memphis	I.C. Lv	2 30
7 38	Ar St. Louis	I.C. Lv	6 45
8 45	Ar Chicago	I.C. Lv	5 00

(C) CHICAGO, HOUSTON, SAN ANTONIO

*1-46	45-5	3-3	Daily		6-2	2-46
7 50	5 00	8 15	Lv Chicago	I.C. Ar	11 40	8 45
12 15	9 30	4 55	Ar New Orleans	I.C. Lv	7 15	4 15
11 30	10 30	8 30	Lv New Orleans	S.P. Ar	5 45	4 00
7 20	8 00	7 10	Ar Houston	S.P. Ar	7 00	7 50
11 59	1 45		Ar San Antonio	S.P. Lv	1 40	3 45

Table 46

HOUSTON AND AUSTIN (Daily)
KERRVILLE BUS CO. Inc.
(Rail Tickets Honored)

Note.—Kerrville Bus Line will honor all rail tickets which are routed via Southern Pacific Lines between Houston and Austin. Baggage may be checked through and will be handled by Southern Pacific Transport.

Leave Houston 12.30, 7.00, 10.05, 1.10, 3.40, 5.30, 6.45.

Arrive Austin 5.30, 11.25, 2.05, 5.25, 8.35, 10.00, 11.15.

Leave Austin 1.00, 7.05, 8.50, 12.15, 1.45, 4.30, 5.55.

Arrive Houston 5.25, 11.05, 1.15, 4.55, 6.15, 8.30, 10.30.

Bus stops on flag at SP Grand Central Station, Houston.

All PM time in dark faced figures.

P.T.—Pacific Standard Time.

M.T.—Mountain Standard Time.

C.T.—Central Standard Time.

E.T.—Eastern Standard Time.

—Coach Seats Reserved—Reservation Charge Applying.

—Occupancy sleepers until 7:00 A.M.

—Open for occupancy 10:00 P.M.

—Panama Limited; All Pullman.

f—Flag stop to entrain or detrain passengers.

*—Daily.

—Coaches only.

†—Daily except Sunday.

★—Air-Conditioned.

‡—Grand Central Station.

SOUTHERN COMFORT!



that's the SUNSET LIMITED suh!

NEW ORLEANS - LOS ANGELES

via HOUSTON
SAN ANTONIO • EL PASO
TUCSON • PHOENIX
PALM SPRINGS

TIMES SHOWN BELOW ARE STANDARD TIME

OVERLAND ROUTE • WESTBOUND

NEW YORK - CHICAGO - OMAHA - OGDEN - RENO - SACRAMENTO - OAKLAND - SAN FRANCISCO
ST. LOUIS - KANSAS CITY - DENVER - SALT LAKE CITY

Table 60

	Streamliner City of San Francisco No. 101 Daily Example	San Francisco Overland No. 27 Daily Example	Mail No. 21 Daily Example
Lv New York (E.T.) (74)	N.Y.C. 4 30 Sa		
Ar Chicago (C.T.)	" 7 30 Su		
Lv New York (E.T.) (74)	Penna. 5 10 Sa		
Ar Chicago (C.T.)	" 9 00 Su		
Lv CHICAGO (C.T.)	CMSE&P. 6 30 Su		
Ar Omaha	" 2 45 Mo		
Lv Chicago (C.T.)	C&N.W. 10 00 Su		
Ar Omaha	" 7 35 Su		
Lv Chicago	CB&Q. 11 20 Su		
Ar Omaha	" 9 00 Su		
Lv Omaha	U.P. 2 55 Mo		
Ar Cheyenne (M.T.)	" 9 15 Mo		
Ar Ogden (M.T.)	" 6 30 Mo		
Lv ST. LOUIS (C.T.)	Wab. 4 15 Su		
Lv Kansas City	U.P. 9 49 Su		
Lv Denver (M.T.)	" 8 35 Mo		
Ar Ogden (M.T.)	" 8 30 Mo		
Lv Omaha	U.P. 10 30 Su		
Ar Ogden (M.T.)	" 8 45 Mo		
Lv Salt Lake City	U.P. 1 55 Mo		
Ar Ogden (M.T.) (66)	" 2 40 Mo		
Lv Salt Lake City	NWGL. ▲ 6 00 Mo		
Ar Ogden (M.T.)	" ▲ 6 00 Mo		
Lv Ogden (M.T.)	S.P. 6 50 Mo	9 10 Mo	7 50 Mo
Lv Sparks (P.T.)	"		
Lv Reno	" 2 57 Tu	6 57 Tu	7 37 Mo
Lv Truckee	" 3 46 Tu	7 52 Tu	8 36 Mo
Ar Sacramento	" 7 30 Tu	11 55 Tu	12 50 Tu
Ar Berkeley	" 9 20 Tu	1 52 Tu	3 34 Tu
Ar Oakland (16th St.)	" 9 32 Tu	2 02 Tu	3 45 Tu
Ar Oakland Pier. } Ferry	" 9 45 Tu	2 15 Tu	4 00 Tu
Ar SAN FRANCISCO } (Market St.)	" 10 20 Tu	2 50 Tu	4 50 Tu



City of San Francisco

**NO EXTRA FARE . . . THE FASTEST THING ON WHEELS
BETWEEN CHICAGO AND SAN FRANCISCO . . . THRU
PULLMAN SERVICE BETWEEN NEW YORK AND SAN
FRANCISCO.**

PASSENGERS USE FERRY STEAMER FROM OAKLAND PIER TO SAN FRANCISCO.

TRAIN 101 STREAMLINER CITY OF SAN FRANCISCO

Via C.M.S.L.P.&P., Omaha; U. P. Ogden; S. P.

Radio. Lounge: (For Pullman Car Passengers.) (Shower Bath and Valet Service.)

★Chicago to San Francisco.

Standard Sleepers: ★New York to San Francisco. (On N.Y.C. 57, leaving on even days in May and Aug., odd days in June, July, Sept., and Oct.) (10 Rmts., 6 BR.) Car 6710.

★New York to San Francisco. (On Penna. 1-53, leaving on odd days in May and Aug., even days in June, July, Sept., and Oct.) (10 Rmts., 6 BR.) Car PA-1.

★Chicago to San Francisco. (Sections, Roomettes, Bedrooms, Compartments, Drawing-Rooms.)

Lounge Cars: ★Chicago to San Francisco. (For Coach Passengers.)

Chair Cars: ★Chicago to San Francisco.

★Ogden to San Francisco.

Reclining leg rest seats. (Please reserve in advance.)

Pillow service available at nominal charge.

Dining Car: ★Chicago to San Francisco.

Coffee Shop: ★Chicago to San Francisco.

Baggage: Checked baggage service from Chicago and east, Omaha, Cheyenne, Green River, and Ogden, destined Reno and west.

Tickets Honored: Ask Agents.

All PM time in Dark faced figures.

★—Regularly assigned cars are air-conditioned.

○—C.&N.W. Passenger Station (Madison, Canal & Clinton Sts.).

E.T.—Eastern Standard Time. C.T.—Central Standard Time.

M.T.—Mountain Standard Time. P.T.—Pacific Standard Time.

▲—Bus leaves and arrives Ogden Union Station. Union Pacific Interstate tickets honored.

—Stops on flag to detain Pay Passengers from Ogden and beyond; also entrain for Stockton and beyond and Berkeley and beyond.

—C&N.W. No. 3.

—CB&Q. No. 19.

TRAIN 27 STREAMLINER SAN FRANCISCO OVERLAND

Via Wabash, Kansas City; U. P. Ogden; S. P.

Dome Observation Lounge Car: ★Kansas City to Ogden. (For Pullman Passengers.)

Club Lounge Car: ★St. Louis to Ogden. (For Chair Car Passengers.)

Dome-Lounge Car: ★Ogden to San Francisco. (For Pullman and Chair Car Passengers.)

Standard Sleepers:

★St. Louis to San Francisco. (On Wabash No. 9 to Kansas City, U.P. No. 9 to Ogden, thence S.P. No. 27.) (6 Sec., 6 Rmts., 4 BR.) Car 92. (12 Rmts., 4 BR.) Car 93. (Effective during Summer Season; first car from St. Louis May 25; last car from St. Louis September 25.)

★Salt Lake City to San Francisco. (On U.P. No. 29 to Ogden.) (6 Sec., 6 Rmts., 4 BR.) Car 297.

★Omaha to San Francisco. (6 Sec., 6 Rmts., 4 BR.) Car 274. (Occupancy 9:30 P.M.)

Chair Cars:

★St. Louis to San Francisco. (Via Wabash No. 9 to Kansas City, U.P. No. 9 to Ogden, thence S.P. No. 27.) Cars 97, 98. (Please reserve seats in advance.)

★Ogden to San Francisco. Car 270. (Please reserve seats in advance.) Pillow service available at nominal charge.

★Omaha to San Francisco. Car 271. (Occupancy 9:30 P.M.)

Dining Car: ★St. Louis to San Francisco.

Hamburger Grill Lounge Car: ★Ogden to San Francisco.

News Agent Service (Ogden to San Francisco).

Tickets Honored: Ask Agents.

TRAIN 21 MAIL

COACH

Via S. P.

Everyone

can enjoy this restful, safe,
home-like way to travel!



Your own private quarters! Pullman room accommodations are marvels of spaciousness, ease and privacy. You have your own four walls of quiet. Special conveniences are yours at the touch of a button!

TIMES SHOWN BELOW ARE STANDARD TIME OVERLAND ROUTE • EASTBOUND

SAN FRANCISCO - OAKLAND - SACRAMENTO - RENO - OGDEN - OMAHA - CHICAGO
NEW YORK - SALT LAKE CITY - DENVER - KANSAS CITY - ST. LOUIS

Table 61		Streamliner City of San Francisco No. 102 Daily Example	San Francisco Overland No. 28 Daily Example	Mail No. 22 Daily Example
Lv SAN FRANCISCO Market St.	S.P.	4 00 Su	11 00 Su	8 00 Su
Lv Oakland Pier (Ferry)	"	4 30 Su	11 28 Su	8 35 Su
Lv Oakland (16th St.)	"	4 37 Su	11 36 Su	8 46 Su
Lv Berkeley	"	4 45 Su	11 45 Su	8 57 Su
Lv Sacramento	"	6 25 Su	1 37 Su	11 05 Su
Lv Truckee	"	7 03 Su	5 24 Su	4 05 Mo
Lv Reno	"	11 09 Su	6 36 Su	5 45 Mo
Lv Sparks (P.T.)	"	"	"	"
Lv Ogden (M.T.)	"	9 20 Mo	6 20 Mo	7 45 Mo
Lv Ogden (M.T.) (66)	U.P.	"	6 55 Mo	"
Lv Salt Lake City (M.T.)	"	"	7 45 Mo	"
Lv Ogden (M.T.)	NWGL	▲ 11 55 Mo	"	"
Lv Salt Lake City (M.T.)	"	▲ 12 50 Mo	"	"
Lv Ogden (M.T.)	U.P.	"	7 00 Mo	"
Lv Omaha (C.T.)	"	"	7 00 Tu	"
Lv Omaha	CB&Q	"	9 30 Tu	"
Lv Chicago	"	"	7 35 Tu	"
Lv Omaha	C&NW	"	8 11 Tu	"
Lv Chicago	"	"	8 50 Tu	"
Lv Ogden (M.T.)	U.P.	"	6 45 Mo	"
Lv Denver	"	"	6 05 Mo	"
Lv Kansas City (C.T.)	U.P.	"	7 05 Tu	"
Lv ST. LOUIS (C.T.)	Wab.	"	12 29 Tu	"
Lv OGDEN (M.T.)	U.P.	9 40 Mo	"	"
Lv Cheyenne	"	6 30 Mo	"	"
Lv Omaha (C.T.)	"	2 50 Tu	"	"
Lv Omaha	CMS&P	3 00 Tu	"	"
Lv CHICAGO	"	11 15 Tu	"	"
Lv Chicago (C.T.) (74)	Penna.	3 00 Tu	"	"
Lv New York (E.T.)	"	8 45 We	"	"
Lv Chicago (C.T.) (74)	N.Y.C.	3 00 Tu	"	"
Lv New York (E.T.)	"	8 00 We	"	"

TRAIN 102 STREAMLINER CITY OF SAN FRANCISCO

Via S. P. Ogden; U. P. Omaha; C. M. St. P. & P. Chicago

Radio.

Lounge: (For Pullman Car Passengers.) (Shower Bath and Valet Service.)
★San Francisco to Chicago.

Standard Sleepers: ★San Francisco to New York. (On N.Y.C. 68, leaving on odd days in May and Aug., even days in June, July, Sept., and Oct.) (10 Rmts., 6 BR.) Car 1022.

★San Francisco to New York. (On Penna 58-2, leaving on even days in May and Aug., odd days in June, July, Sept., and Oct.) (10 Rmts., 6 BR.) (Car 1023.)

★San Francisco to Chicago. (Sections, Roomettes, Bedrooms, Compartments, Drawing-Rooms.)

Lounge Car: ★San Francisco to Chicago. (For Coach Passengers.)

Chair Cars: ★San Francisco to Chicago.

★San Francisco to Ogden.

Reclining leg rest seats. (Please reserve in advance.)
Pillow service available at nominal charge.

Dining Car: ★San Francisco to Chicago.

Coffee Shop: ★San Francisco to Chicago.

Baggage: Checked baggage service from Reno and west, destined Ogden, Green River, Cheyenne, Omaha, Chicago and east. Dogs, cats, birds, household pets or theatrical will not be handled from or to stations east of Ogden.

Tickets Honored: Ask Agent.

TRAIN 22 MAIL

COACH

Via S.P.

All PM time in Dark faced figures.

★—Regularly assigned cars are air conditioned.

P.T.—Pacific Standard Time.

M.T.—Mountain Standard Time.

C.T.—Central Standard Time.

E.T.—Eastern Standard Time.

▲—Bus leaves and arrives Ogden, Union Station. Union Pacific Interstate tickets honored.

b—C.&N.W. No. 4.

c—C.B. & Q. No. 6.

d—Stops on flag to detrain pay passengers from Berkeley and beyond and Stockton and beyond; also entrain for Ogden and beyond.

f—Flag stop to entrain or detrain pay passengers.

TRAIN 28 STREAMLINER

SAN FRANCISCO OVERLAND

Via S. P. Ogden; U. P. Kansas City; Wabash, St. Louis

Dome-Lounge Car: ★San Francisco to Ogden. (For Pullman and Chair Car Passengers.)

Dome Observation Lounge Car: ★Ogden to Kansas City. (For Pullman Passengers.)

Club Lounge Car: ★Ogden to St. Louis. (For Chair Car Passengers.)

Standard Sleepers:

★San Francisco to St. Louis. (On No. 28 to Ogden, U.P. No. 10 via Denver to Kansas City, Wabash No. 10 to St. Louis.) (6 Sec., 6 Rmts., 4 BR.) Car 288. (12 Rmts., 4 BR.) Car 289. (Effective during Summer Season; first car from Oakland Pier May 28; last car from Oakland Pier September 28.)

★San Francisco to Salt Lake City. (On U.P. No. 30 from Ogden.) (6 Sec., 6 Rmts., 4 BR.) Car 285.

★San Francisco to Omaha. (6 Sec., 6 Rmts., 4 BR.) Car 289. (Occupancy Omaha until 7:30 A.M.)

Chair Cars: (Please reserve seats in advance.)

★San Francisco to St. Louis. (Via No. 28 to Ogden, U. P. No. 10 via Denver to Kansas City, Wabash No. 10.) Cars 281, 282.

★San Francisco to Ogden. Car 284. Pillow service available at nominal charge.

★San Francisco to Omaha. Car 280.

Dining Car: ★San Francisco to St. Louis.

Hamburger Grill Lounge Car: ★San Francisco to Ogden.

News Agent Service (San Francisco to Ogden).

Tickets Honored: Ask Agents.



SPECTACULAR DOME LOUNGE on the SAN FRANCISCO OVERLAND between San Francisco and Ogden.

Across the High Sierra by day! Fastest through service San Francisco—St. Louis. Through Pullmans and Chair Cars via Kansas City and Denver. (Also Salt Lake City—San Francisco Pullman.) East of Ogden Overland consolidates with City of St. Louis on Union Pacific and Wabash.

TIMES SHOWN BELOW ARE STANDARD TIME OVERLAND ROUTE

SAN FRANCISCO - SACRAMENTO - RENO - OGDEN - SALT LAKE CITY - OMAHA - CHICAGO - DENVER - KANSAS CITY - ST. LOUIS

WESTBOUND				
Table 62	Mls.	City of	San	Mail
		San	Overland	
		No. 101	No. 27	No. 21
		Daily	Daily	Daily
Lv Chicago (C.T.)... CMS&P	0	6 30		
Ar Ogden (M.T.)... Un. Pac.	1478	6 30		
Lv St. Louis (C.T.)... Wab.	0		4 15	
Lv Kansas City... Un. Pac.	278		9 40	
Lv Denver... "	918		8 35	
Ar Ogden (M.T.)... "	1507		8 30	
Lv Salt Lake City... Un. Pac.	0	1 55	7 00	
Ar Ogden (M.T.)... "	36	2 40	7 50	
Lv Salt Lake City... NWGL	0	▲5 00		
Ar Ogden (M.T.)... "	36	▲6 00		
Lv Ogden, Ut. (M.T.)... S.P.▲	0	6 50	9 10	7 50
Set watch back one hour				
Promontory Point (P.T.)...	24			bo9 11
Lucin, Utah...	103			
Tecoma, Nevada...	115			9 37
Montello...	121			
Cobre...	138			
Wells (70)...	176		11 58	11 07
Alazon...	180			
Elko (r)...	222	9 44	12 53	12 10
Carlin (r)...	249	10 13	1 28	12 47
Palisade...	275		bo1 03	
Beowawe...	307		f 2 30	o 1 59
Battle Mountain (st)...	335			
Iron Point...	362			
Weso...	366	11m52	3 27	3 15
Winnemucca (70)...	394			
Mill City...	399		f 4 02	3 53
Inlay...	439	12m54	g 4 42	4 45
Lovelock...	495		m 5 35	5 57
Hazen (89)...	507			
Fernley...	538			
Sparks...	540	2 57	6 57	7 37
Ar Reno...	540	2 57	6 57	7 37
Lv Reno (71)...	551			
Verdi, Nevada...	561			
Floriston, Cal....	575		7 52	8 36
Ar Truckee...	575	8 46	7 52	8 36
Lv Truckee...	591		f 8 24	f 9 08
Norden (Sugar Bowl)...	592			
Soda Springs...	603			
Cisco...	611			
Emigrant Gap...	626			
Blue Canon...	625			
Towle...	628			
Dutch Flat...	630			
Gold Run...	640			
Colfax...	645			
New England Mills (Weimar)...	651	5 51	10n04	10 55
West Applegate...	654			
Clipper Gap...	658			
Bowman...	663			
Auburn (R. R. St.) (71)...	666		10 41	
Newcastle...	666			
Penryn...	668			
Loomis...	676		11 18	12 15
Roseville...	693	7 30	11 55	12 50
Ar Sacramento...				
Lv Sacramento...	0	7 15	7 15	7 00
Ar Stockton...	148	8 25	8 25	8 15
Ar Fresno...	170	11 15	11 15	11 32
Ar Bakersfield...	278	1 47	1 47	1 48
Ar Los Angeles (Un. Sta.)...	447	7 15	7 15	7 00
Lv Sacramento...▲	693	7 42	12 01	1 35
Davis...	707		f 1 51	
Dixon...	715			
Suisun-Fairfield...	733	8 22	12 43	2 20
Martinez...	751		1 05	
Crockett (To Vallejo)†...	756		1 17	2 55
Richmond...	770		1 39	3 19
Berkeley...	776	9 20	1 52	3 34
Ar Oakland (16th St.)...▲	780	9 32	2 02	3 45
Ar Oakland Pier...▲	782	9 45	2 15	4 00
Lv Oakland Pier (Ferry)...	782	10 00	2 30	4 30
Ar Sacramento (Mkt. St.)...▲	785	10 20	2 50	4 50
TRAIN NUMBERS		101	27	21



VISIT RENO — "FUN CENTER OF THE WEST." The "Biggest Little City in the World" offers top-flight entertainment, luxurious hotels, summer and winter recreation. Nearby are lovely Lake Tahoe and historic Virginia City, center of the Comstock Lode mining country. Southern Pacific's Overland Route trains serve Reno exclusively.

All PM time in Dark faced figures.
 P.T.—Pacific Standard Time.
 M.T.—Mountain Standard Time.
 C.T.—Central Standard Time.
 ▲—Ar Mail dispatched.
 †—On Call Taxi Service between Crockett, S.P. Station and Vallejo City Ticket Office, 401 York Street.
 ■—To or from Weimar.
 ▲—Bus leaves and departs Ogden Union Station. Union Pacific Interstate tickets honored.
 a—Stops on flag to entrain pay passengers for Ogden and beyond; also detrain from Reno and beyond.
 b—Daily, except Sundays and Holidays.
 c—Stops on flag to detrain pay passengers from Ogden and beyond.
 d—Stops on flag to entrain pay passengers for Ogden and beyond.
 e—Stops on flag to detrain pay passengers from Berkeley and beyond.
 f—Flag stop to entrain or detrain passengers.
 g—Stops on flag to entrain pay passengers for Reno and beyond; also detrain from Ogden and beyond.
 h—Stops on flag to detrain pay passengers from Berkeley and beyond, also from Stockton and beyond.
 i—Stops on flag to entrain pay passengers for Berkeley and beyond, also for Stockton and beyond.
 j—Stops on flag to entrain pay passengers for Berkeley and beyond.
 k—Stops on flag to entrain pay passengers for Ogden and beyond; also detrain from Sacramento and beyond.
 l—Stops on flag to entrain pay passengers for Ogden and beyond; also detrain from regular stops.
 m—Stops on flag to entrain pay passengers for Sacramento and beyond; also detrain from Ogden and beyond.
 n—Stops on flag to detrain pay passengers from Reno and beyond.
 o—Stops on flag to detrain pay passengers from Ogden and beyond; also entrain for regular stops.
 s—Between Battle Mountain and North Battle Mountain motor vehicles provided by S.P. for connection with Trains 22 and 28.
 t—S. P. Station. u—W. P. Station.

EASTBOUND				
Table 63	Mls.	City of	San	Mail
		San	Overland	
		No. 102	No. 28	No. 22
		Daily	Daily	Daily
8 Lv SAN FRANCISCO (Mkt. St.)▲	0	4 00	11 00	8 00
11 Ar Oakland Pier (Ferry)▲	4	4 20	11 20	8 20
11 Lv Oakland Pier...	4	4 30	11 28	8 35
9 Lv Oakland (16th St.)▲	6	4 37	11 36	8 46
16 " Berkeley...	9	4 45	11 45	8 57
38 " Richmond...	15		11 55	9 10
10 " Crockett (To Vallejo)†...	29		12 16	9 35
7 " Martinez...	35		12 28	9 50
7 " Suisun-Fairfield...	52	5 38	12 51	10 15
64 " Dixon...	70			
51 " Davis...	79			▲10 45
42 Ar Sacramento...▲	92	6 25	1 37	11 05
297 Lv Los Angeles (Un. Sta.)...	0	6 25	6 35	6 25
417 Lv Bakersfield...	169	11 32	12 16	11 32
287 Lv Fresno...	277	1 45	3 10	1 45
19 Lv Stockton...	399	4 45	6 02	4 45
42 Ar Sacramento...	447	6 00	7 20	6 00
42 Lv Sacramento...▲	92	6 35	1 42	11 35
168 " Roseville...	110		2 14	12 15
963 " Newcastle...	123			
1273 " Auburn (Nev. St.) (71)...	127		2 40	
1632 " Bowman...	132			
1751 " Clipper Gap...	134			
1972 " East Applegate...	137			
2212 " New England Mills (■)...	141			
2424 " Colfax...	145	4 7 50	3 04	1 25
3233 " Gold Run...	155			
3397 " Dutch Flat...	157			
3707 " Towle...	160			
4699 " Blue Canon...	170			
5224 " Emigrant Gap...	174			
5941 " Cisco...	182			
6758 " Soda Springs...	193			
6891 " Norden (Sugar Bowl)...	194			
5825 Ar Truckee...	209	10a03	5 24	4 05
5825 Lv Truckee...	209	10a03	5 24	4 05
5327 " Floriston, Cal....	223			
4899 " Verdi, Nevada...	233			
4496 Ar Reno (71)...	244	11 09	6 36	5 45
4496 Lv Reno...▲	244	11 09	6 36	5 45
4423 Ar Sparks...	246			
4155 Lv Fernley...	277			
4010 " Hazen (89)...	289		k 7 46	7 10
3978 " Lovelock...	345	12 57	3 40	8 22
4195 " Inlay...	385		f 9 18	9 10
4227 " Mill City...	389			
4332 " Winnemucca (70)...	418	2 03	9 52	9 59
4302 " Weso...	421			
4384 " Red House...	447			
4495 " Nor. Battle Mtn. (su)...	475		▲10 52	11 02
4690 " Beowawe...	504			f
4854 " Palisade...	521			
4896 " Carlin (u)...	530	3 51	12 05	12 20
5062 " Elko (u)...	551	4 13	12 27	12 45
5603 " Alazon...	599			
5629 " Wells (70)...	603		a 1 21	2 00
5920 " Cobre...	640			▲3 00
4876 " Montello...	657			3 30
4805 " Tecoma, Nevada...	664			
4473 " Lucin, Utah...	675			▲5 52
4216 " Promontory Point (P.T.)...	754			
Set watch ahead one hour				
4298 Ar Ogden (M.T.)... S.P.▲	778	9 20	6 20	7 45
4298 Lv Ogden (M.T.)... U.P.	0		6 55	8 50
4251 Ar Salt Lake City... "▲	36		7 45	9 45
4298 Lv Ogden (M.T.) NWGL	0	11 ▲55		
4251 Ar Salt Lake City... "▲	36	12 ▲50		
4298 Lv Ogden (M.T.)... U.P.	0		6 45	
5188 Ar Denver... "▲	589		6 05	
748 Ar Kansas City... "▲	1229		7 05	
480 Ar St. Louis (C.T.)... Wab.	1507		12 29	
4298 Lv Ogden, Ut. (M.T.) U.P.	778	9 40		
590 Ar Chicago (C.T.) CMS&P	2256	11 15		
TRAIN NUMBERS		102	28	22

TIMES SHOWN BELOW ARE STANDARD TIME

OVERLAND ROUTE

MISCELLANEOUS SERVICE IN CALIFORNIA AND NEVADA

IT'S EASY TO EXPRESS IT ANYWHERE!

Whatever it is, wherever it's going, the convenient way to ship it is Railway Express.



Table 65

SACRAMENTO, FOLSOM, PLACERVILLE
Pacific Greyhound Lines

(Rail Tickets Honored between Sacramento and Placerville)

* 5 00	e 1 15	8 15	Lv Sacramento (PGLSta.)	Ar	7 20	11 35	4 30
6 35	1 50	8 50	" Folsom	"	6 45	11 00	5 55
6 05	2 20	9 20	" El Dorado	"	6 15	10 30	5 25
6 10	2 25	9 25	" Diamond Springs	"	6 10	10 25	5 20
6 20	2 35	9 35	Ar Placerville	Lv	6 00	10 15	5 10

(A) Table 66 OGDEN, SALT LAKE CITY
Union Pacific—Daily

0	Lv Salt Lake City	5 05	5 30	8 15	6 25	7 00	
36	Ar Ogden (M.T.)	6 05	6 20	9 00	7 20	7 55	
0	Lv Ogden (M.T.)	7 55	6 55	6 55	8 50	9 15	
36	Ar Salt Lake City	8 45	7 45	7 40	9 45	10 05	

OGDEN, HUNTINGTON, SPOKANE, PORTLAND
(B) Union Pacific Daily

33-17			18-34		
Mo	6 45	Lv Ogden (M.T.)	U.P. Ar	8 30	Mo
Mo	9 35	Ar Pocatello	Lv	5 35	Mo
Mo	10 35	Lv Pocatello	Ar	4 55	Mo
Mo	11 45	Ar Minidoka	Lv	3 45	Mo
Mo	12 40	Ar Shoshone	Lv	2 50	Mo
Mo	3 45	Lv Boise	Lv	11 55	Mo
Mo	4 25	Lv Nampa	Lv	11 25	Mo
Mo	6 40	Ar Huntington (M.T.)	Ar	9 25	Mo
Mo	6 50	Lv Huntington (P.T.)	Ar	8 15	Mo
Mo	8 40	Lv La Grande	Lv	6 35	Mo
Tu	11 59	Ar Hinkle	Lv	2 10	Mo
Tu	6 30	Ar Spokane	Lv	7 30	Su
Tu	5 30	Ar Portland	Lv	9 30	Su

(C) OGDEN, POCATELLO, BUTTE—Union Pacific

33	29	30	34
Daily	Daily	Daily	Daily
Su	6 45	Su	8 20
Su	10 00	Su	11 30
Su	12 40	Mo	1 25
Mo	4 39	Ar Armstead	Ar
Mo	7 25	Ar Butte	Ar
		Lv Ogden (M.T.)	Ar
		Lv Pocatello	Lv
		Lv Idaho Falls	Lv
		Lv 9 48	Su
		Lv 7 15	Su
		Ar 8 40	Su
		Ar 5 25	Su
		Ar 1 00	Mo
		Ar 3 00	Su

SAN FRANCISCO, SACRAMENTO, RENO,
SUSANVILLE, ALTURAS, LAKEVIEW,
KLAMATH FALLS

22	27		
Daily	Daily		
8 01	Lv San Francisco Mt. St.	Ar	2 50
8 35	" Oakland Pier / Ferry	Ar	2 15
8 45	" Oakland (16th Street)	Ar	2 02
11 35	Lv Sacramento	Ar	11 55
5 45	Ar Reno	Lv	6 57
▲ 7 45	Lv Reno (S.P. Station)	Ar	11 ▲ 20
10 01	" Susanville	Ar	9 25
11 25	" Ravendale	"	7 53
11 50	" Madeline	"	7 23
12 10	" Likely	"	7 08
12 35	Ar Alturas	Lv	6 40
1 15	Lv Alturas	Ar	6 10
1 45	" Canby	"	5 40
2 45	" Tule Lake	"	4 30
▲ 3 30	Ar Klamath Falls	Lv	▲ 3 45

(B) REDDING, ALTURAS, LAKEVIEW

Redding-Lakeview Stages (Rail Tickets Not Honored)

* 7 00	Lv Redding	Ar	* 4 20
7 45	Lv Montgomery Creek	Lv	3 30
8 45	Lv Burney	Lv	2 50
9 20	Lv Fall River Mills	Lv	2 20
9 25	Lv McArthur	Lv	2 10
9 30	Lv Nubieber	Lv	1 45
10 07	Lv Bieber	Lv	1 40
* 11 25	Ar Alturas	Ar	* 12 35
▲ 12 45	Lv Alturas	Ar	▲ 11 25
d 2 25	Ar Lakeview	Lv	▲ 10 00

(C) LAKEVIEW, KLAMATH FALLS

Red Ball Stage Line Rail Tickets Not Honored

d 6 30	* 12 01	Lv Lakeview	Ar	6 00	11 15	6 00
9 00	2 15	Ar Klamath Falls	Lv	d 3 35	9 00	d 3 35

(D) SUSANVILLE, WESTWOOD

Mt. Lassen Transit Co. (Bus) Rail Tickets Honored

* 6 30	Lv Susanville	Ar	6 15
7 00	Ar Westwood	Lv	* 4 40

Table 68 RENO, FALLON, ELY

Nevada Central Motor Lines, Inc.

(Rail Tickets Not Honored Beyond Fallon)

7 00	6 30	* 8 00	Lv Reno	Ar	8 30	65	00	11 30	6 00
8 30	5 00	* 9 30	Ar Fallon	Lv	67	00	3 30	10 00	4 30
		6 10	05	Lv Fallon	Ar		3 15		
		12 30	Ar Austin	Lv			1 00		
		2 37	Ar Eureka	Lv			10 53		
		b 4 50	Ar Ely	Lv			68 45		

All PM time in Dark faced figures.

*-Daily.

†-Saturday only.

‡-P.G.L. Depot.

§-One block from SP Station.

▲-P.G.L. Bus. (Rail tickets honored).

e-Daily except Saturday.

b-Daily except Sunday.

c-Sunday only.

d-Daily except Sundays and Holidays.

e-Daily except Saturdays, Sundays, and Holidays.

f-Flag stop to entrain or detrain passengers.

g-Sundays and Holidays only.

h-Daily except Wednesdays and Thursdays.

P. T.—Pacific Standard Time.

M. T.—Mountain Standard Time.

Table 69
SPARKS, HAZEN, WABUSKA,
THORNE, MINA

(A)	606	Mixed	Mis.	605	Mixed
▲ 11 35	0	Lv Sparks (62, 63)	Ar	b 6 45	
b 12 40	42	Ar Hazen	Lv	6 35	
b 12 55	0	Lv Hazen	Ar	5 35	
3 00	40	Lv Wabuska	Lv	3 50	
4 25	66	" Schurz	"	2 24	
6 15	96	" Thorne	"	1 01	
8 05	120	" Luning	"	11 55	
b 8 35	129	Ar Mina	Lv	b 11 30	

(B) HAZEN AND FALLON

(B)	608	Mixed	Mis.	607	Mixed
b 7 45	0	Lv Hazen	Ar	b 12 25	
b 8 25	22	Ar Fallon	Lv	b 11 45	

(A) Table 70 WELLS, ELY
Nevada Northern R. R. Stages

* 2 30	Lv Wells (62, 63)	Ar	10 45
3 40	Ar Currie	Lv	9 30
4 50	Ar McGill	Lv	8 25
6 30	Ar Ely	Lv	* 8 00

(B) BOISE, WINNEMUCCA STAGES

* 11 30	* 1 30	Lv Winnemucca (62, 63) (P.T.)	Ar	5 29	2 30
12 50	2 45	Ar McDermitt	Lv	4 10	1 00
3 55	5 45	Ar Jordan Valley (M.T.)	Lv	3 05	11 45
5 55	7 35	Ar Caldwell	Lv	1 10	10 10
6 20	8 00	Ar Nampa	Lv	12 40	9 40
6 55	8 40	Ar Boise (M.T.)	Lv	* 12 05	* 9 00

(C) TWIN FALLS, WELLS STAGE LINE

* 3 30	* 6 55	Lv Wells (P. T.) (62, 63)	Ar	2 30	9 30
6 50	10 30	Ar Twin Falls (M. T.)	Lv	* 1 00	* 8 00

Table 71 RENO, CARSON CITY,
MINDEN, GARDNERVILLE,
YERINGTON

Virginia-Truckee Transit Co. Bus

(Rail Tickets Not Honored—Consult Agent)

b 2 15	* 7 20	Lv Reno (62, 63)	Ar	12 45	7 40
3 05	8 02	Ar Carson City	Lv	12 00	6 55
3 08	8 05	Lv Carson City	Ar	11 55	6 50
3 30	8 23	Lv Minden	Lv	11 33	6 30
3 38	8 37	Ar Gardnersville	Lv	* 11 30	6 25
4 47		Ar Yerington	Lv	d 5 20	

SACRAMENTO, AUBURN, GRASS VALLEY,
NEVADA CITY

Pacific Greyhound Lines (Daily)

(Rail Tickets honored between Sacramento and Auburn)
(Rail Tickets not honored between Auburn and Nevada City)
(B)

Lv Sacramento (62, 63)	* 9 15	* 4 15
Ar Auburn (62, 63)	10 20	5 24
Lv Auburn	10 25	5 30
Lv Grass Valley	11 10	6 15
Ar Nevada City	11 30	6 35
Lv Nevada City	* 7 40	* 2 20
Lv Grass Valley	8 00	2 40
Ar Auburn	8 45	3 25
Lv Auburn	8 50	3 30
Ar Sacramento	10 55	4 35

TIMES SHOWN BELOW ARE STANDARD TIME

CONNECTIONS AT CHICAGO AND ST. LOUIS

OVERLAND ROUTE GOLDEN STATE ROUTE

SAN FRANCISCO-OGDEN-DENVER-KANSAS CITY-ST. LOUIS
OMAHA-CHICAGO-NEW YORK-ST. PAUL-MINNEAPOLIS

LOS ANGELES-SOUTHERN ARIZONA-EL PASO-KANSAS CITY
ST. LOUIS-CHICAGO-NEW YORK

Table 72				Table 73								
28 Daily	102 Daily	Mls.		101 Daily	27 Daily	40 Daily	4 Daily	3 Daily	39 Daily			
11 00	4 00	0	Lv San Francisco (Market St.) S.P.	Ar	10 20	2 50	7 40	1 30	Lv Los Angeles, Cal. (Union Station) S.P.	Ar	7 40	5 50
11 36	4 37	6	Lv Oakland (16th St.)	Ar	9 32	2 02	8 03	1 50	Lv Alhambra, Cal. (Pasadena)	Ar	7 15	5 20
1 42	6 35	92	Lv Sacramento (P.T.)	Ar	7 30	11 55	1 16	5 18	Lv Niland, Cal.	Ar	3 16	11 57
6 20	9 20	778	Lv Ogden, Ut. (M.T.)	Ar	6 50	9 10	2 45	6 30	Lv Yuma, Ariz. (P.T.)	Ar	2 10	10 20
7 00	9 40	778	Lv Ogden, Ut. (M.T.)	UP	Ar	6 30	8 45					
11 05	1 05	954	Lv Green River, Wyo.	Ar	3 10	4 10	4 10	7 40	Lv Phoenix, Ariz.	Ar	11 35	6 40
4 20	6 12	1205	Lv Laramie, Wyo.	Ar	10 46	10 50	12 01	1 15	Lv Tucson, Ariz.	Ar	8 55	3 15
6 40	6 30	262	Lv Cheyenne, Wyo.	Ar	9 25	9 10			Lv Lordsburg, N. M.	Ar		10 40
6 45		778	Lv Ogden, Ut. (M.T.)	Ar		8 30			Lv Deming, N. M.	Ar		9 12
6 05		1368	Lv Denver, Colo.	Ar		8 35			Lv Bisbee Junction, Ariz.	S.P.	7 06	
6 40		1368	Lv Denver, Colo.	Ar		8 05						
5 43		1940	Lv Topoka, Ariz.	Ar		10 47						
7 05		2008	Lv Kansas City, Mo.	Ar		9 40						
7 30		2008	Lv Kansas City, Mo.	Web		9 10						
12 29		2286	Lv St. Louis, Mo.	Ar		4 15						
		778	Lv Ogden (M.T.) (66)	Un.Pac	Ar							
5 30		814	Lv Salt Lake City (M.T.) D.R.G.W.	Ar		8 30						
10 20		1394	Lv Royal Gorge, Colo.	Ar		11 50						
12 05		1440	Lv Pueblo, Colo.	Ar		9 00						
2 50		1560	Lv Denver, Colo.	Ar		9 00						
7 15	6 40	1262	Lv Cheyenne, Wyo.	Un.Pac	Ar	9 15	8 45					
11 15	9 43	1467	Lv North Platte, Neb. (M.T.)	Ar	Ar	5 45	3 45					
12 45	10 48	1467	Lv North Platte, Neb. (C.T.)	Ar	Ar	6 40	4 30					
3 50	12 40	1624	Lv Grand Island, Neb.	Ar	Ar	4 55	1 40					
7 00	2 50	1768	Lv Omaha, Neb.	Un.Pac	Lv	2 55	10 30					
	3 00	1768	Lv Omaha, Neb.	CMSP&P	Lv	2 45						
	11 15	2256	Lv Chicago, Ill. (C.T.)	Ar	Lv	6 30						
7 11		1768	Lv Omaha, Neb.	C.&N.W.	Ar		7 35					
7 50		2256	Lv Chicago, Ill. (C.T.)	Ar	Lv		10 20					
m3 30		1763	Lv Omaha, Neb.	C.B.&Q.	Ar		9 00					
m7 35		2256	Lv Chicago, Ill. (C.T.)	Ar	Lv		11 20					
	1 30	2256	Lv Chicago (C.T.)	N.Y.C.	Ar	7 30						
	8 00	3217	Lv New York (E.T.)	Ar	Lv	4 30						
	1 30	2256	Lv Chicago (C.T.)	Penna.	Ar	9 00						
	8 45	3163	Lv New York (E.T.)	Ar	Lv	5 10						
9 00	8 50	0	Lv Omaha, Neb.	C.&N.W.	Ar	9 05	8 40					
7 15	6 15	367	Lv St. Paul, Minn.	Ar	Ar	9 45	12 10					
7 55	6 50	377	Lv Minneapolis, Minn.	Ar	Ar	9 00	11 40					



S.P. HAMBURGERS
 in-a-basket
DELICIOUS!

Table 74 (A) CHICAGO, WASHINGTON, NEW YORK																	
Grand Central Station					ST. LOUIS, WASHINGTON, NEW YORK												
8	6	26-6	10-2		27-9	5	5-25	7		12	4	2		11	1	3	
*10 00	*4 15	*3 55	*11 00	Lv Chicago (C.T.)	Ar	6 30	7 00	7 20	2 00	*11 30	*1 25	*9 45	Lv St. Louis (C.T.)	Ar	7 40	1 00	3 50
7 50	4 44	1 23	10 03	Lv Pittsburgh	Lv	8 55	11 09	11 24	6 05	7 50	9 20	6 35	Lv Cincinnati	Lv	11 59	7 30	10 00
3 30	8 35	8 20	6 20	Lv Washington	Lv	1 15	4 30	4 40	10 55	11 10	10 10	6 30	Lv Washington	Lv	8 00	6 30	9 30
6 30	11 31	11 31	9 27	Lv Philadelphia	Lv	10 10	1 30	1 30	7 47	3 22	12 49	9 27	Lv Philadelphia	Lv	2 20	3 37	6 37
8 30	1 30	1 30	11 25	Lv New York (E.T.) (Liberty St. Sta.)	Lv	8 15	*11 30	*11 30	*5 50	6 15	2 50	11 25	Lv New York (E.T.) (Liberty St. Sta.)	Lv	*11 35	*1 40	*4 38

(B) NEW YORK CENTRAL SYSTEM CHICAGO, BUFFALO, ALBANY, NEW YORK, BOSTON																		
La Salle St. Station																		
90	22	*26	*68	*2	8	*23	6	46		41	*47	*67	*25	17	19	59	35	
10 45	*6 00	*3 45	*3 00	*2 30	1 50	*2 00	*11 30	*8 45	Lv Chicago (C.T.)	Ar	6 50	7 15	7 30	7 45	10 55	12 40	3 05	5 15
5 37				9 20	12 50	11 40	6 39	5 17	Lv Cleveland	Lv					6 28	9 40	11 28	
10 00	3 55				12 50	11 40	9 30	9 30	Lv Buffalo	Lv	11 03	11 33		1 40	2 57	6 07	7 20	
3 50	9 50			5 44	5 50		3 20	3 20	Lv Albany	Lv	5 55			7 45	8 15	9 22	1 15	
7 05	1 15	8 30	8 00	8 45	9 30		6 55		Lv New York (E.T.)	Lv	*3 00	*4 30	*5 00	6 15	5 45	*10 05	9 35	
8 50	3 30				11 55	9 45	9 00	9 00	Lv Boston (B.&A.)	Lv		*1 30		*2 15	2 30		6 40	

(C) PENNSYLVANIA RAILROAD ST. LOUIS, CLEVELAND, NEW YORK														
		446-52	40	24	12					51-427	41	19-11	59-407	
		*10 30	*6 00	*12 45	9 20				Lv St. Louis (C.T.)	Ar	7 30	11 40	3 45	10 40
		10 55	5 02	11 39	8 25				Lv Cleveland	Lv	8 35	2 13	6 40	12 25
		4 30	5 35	12 40	7 45				Lv New York (E.T.)	Lv	8 00	*2 30	*5 45	*10 05

(C) PENNSYLVANIA RAILROAD CHICAGO, WASHINGTON, NEW YORK																	
Union Station																	
	54	50	*28	*58-2	*448	22-62	22	52		23	*449	*29	11-59	39-51	55	53	
*10 30	*6 30	*4 00	*3 00	*3 30	p11 30	c11 30	*8 30	*8 30	Lv Chicago (C.T.)	Ar	6 20	7 15	7 45	9 00	1 00	3 45	8 10
7 57	4 16	12 36	12 01	12 06	9 20	9 20	6 50		Lv Pittsburgh	Lv	10 30	12 12	12 50	1 32	4 35	8 15	*11 00
1 33	9 52	5 18	5 00	4 50	3 13	2 53			Lv Harrisburg	Lv	4 35	7 19	8 01	8 47	10 55	3 02	
4 13			7 36		6 47	6 47			Lv Baltimore	Lv				5 67	7 52	10 30	
5 00			8 25		7 35	7 35			Lv Washington	Lv				5 10	7 05	9 40	
3 29	11 52	7 03	7 18	6 42	5 15	4 45			Lv Philadelphia (North)	Lv	*2 34	*5 36	*6 21	*6 41	8 50	12 55	
5 10	1 40	8 30	8 45	8 15	7 05	6 30			Lv New York (E.T.)	Lv	1 05	*4 10	*5 00	*5 19	*7 15	*11 30	

(C) PENNSYLVANIA RAILROAD ST. LOUIS, WASHINGTON, NEW YORK													
	6-24	32	*430	4						7-33	33	*431	3
	*11 30	*6 00	*12 40	*10 00	Lv St. Louis (C.T.)	Ar	7 00	7 00	1 05	3 10			
	3 30	10 05	4 40	2 05	Lv Indianapolis	Lv	2 35	2 35	8 50	10 55			
	12 30	6 50	1 17	10 50	Lv Pittsburgh	Lv	6 20	8 01	2 08	4 14			
	10 05	5 00	9 30	7 35	Lv Washington	Lv	7 10	11 20	5 10	7 05			
	10 10	3 30	9 40	7 25	Lv New York (E.T.)	Lv	7 05	*11 10	*5 45	*7 50			

*Daily. ΔSleeping cars. E.T.-Eastern Standard Time. C.T.-Central Standard Time.
 †Reserved seat coaches.—Special service charge.
 ‡-Through sleeper operates on alternate days. See consist.
 †-Coach seats between Chicago-Washington reserved, no charge.
 a-Pullman cars only. b-Daily except Saturday. c-Daily except Sat. and May 29, July 3 and Sept. 2.
 f-C&N.W. Train No. 4. k-C&N.W. Train No. 3.
 m-CB&Q Train No. 6. n-CB&Q Train No. 19.
 o-Pullman cars only. Special service charge.
 p-Saturdays and May 29, July 3 and Sept. 2.

TIMES SHOWN BELOW ARE STANDARD TIME

CONNECTIONS AT CHICAGO AND ST. LOUIS

Table 75

(A) PENNSYLVANIA RAILROAD

CHICAGO-CINCINNATI

Union Station			71	73	75		
*11 10	*2 30	*9 30	Lv Chicago (C.T.)	Ar	2 10	9 20	7 00
1 35	5 00	12 00	Ar Logansport	Lv	11 45	6 52	4 20
4 15	7 20	2 25	Ar Richmond	Lv	9 07	4 22	12 55
7 20	10 15	5 15	Ar Cincinnati (E.T.)	Lv	*8 30	*3 35	*11 50

CHICAGO-LOUISVILLE

Union Station			71-91	93	85-95		
*10 45	*2 30	*8 45	Lv Chicago (C.T.)	Ar	2 10	7 20	6 30
3 05	6 45	12 35	Ar Indianapolis	Lv	10 00	3 20	1 40
6 30	9 15	2 50	Ar Louisville (C.T.)	Lv	*7 45	*1 05	*11 00

PENN. R. R. — N. & W. RY.

CHICAGO-CINCINNATI-NORFOLK

Union Station			25-75	3-71		
*11 10	*2 30	*9 30	Lv Chicago (C.T.)	Ar	7 00	2 10
7 20	10 15	4 55	Ar Cincinnati (E.T.)	Lv	11 50	8 30
11 25	4 55		Ar Norfolk (E.T.)	Lv	*7 15	*1 40

(B) NEW YORK CENTRAL SYSTEM

CHICAGO-INDIANAPOLIS-CINCINNATI

Central Station			43	415	419	405	437			
*11 00	*4 20	*1 15	*9 50	Lv Chicago	Ar	1 20	2 50	6 40	8 45	5 30
12 10	2 22	11 00	12 28	Ar Kankakee	Lv	1 40	4 30	7 35	4 20	
2 05	6 42	3 47	12 28	Ar Lafayette	Lv	10 40	12 11	2 45	6 04	2 35
3 33	7 50	5 08	1 43	Ar Indianapolis	Lv	9 37	10 55	*1 15	4 50	1 00
4 36	8 29	6 02	2 43	Ar Shelbyville	Lv	8 54	10 05		4 02	12 01
5 05	8 51	6 30	3 15	Ar Greensburg (C.T.)	Lv	8 33	9 39		3 41	11 35
7 30	11 00	8 55	5 45	Ar Cincinnati (E.T.)	Lv	*8 30	*9 25		*3 30	*11 15

CHICAGO, DETROIT, TORONTO, MONTREAL

Central Station (M.C.-Can. Pac.)			5-315	15-39	21-31		
*11 59	*7 50	*9 30	Lv Chicago (C.T.)	Ar	6 45	8 10	8 55
7 45	2 45	2 45	Ar Detroit (E.T.)	Lv	11 59	3 20	4 45
9 10	3 20	4 30	Ar Windsor, Ont. (C.P.)	Lv	11 15	2 50	2 05
3 05	8 40	10 05	Ar Toronto (C.P.)	Lv	6 45	10 00	8 00
10 15	5 45	6 40	Ar Montreal (C.P.) (C.M.)	Lv	*9 15	*3 30	*10 15

(C) N.Y.C.—CHESAPEAKE & OHIO LINES

CHICAGO-CINCINNATI-WASHINGTON-NORFOLK

Central Station			5	1	3		
*1 15	*2 30	*9 50	Lv Chicago (C.T.)	Ar	12 40	2 50	8 45
	7 28		Ar Toledo	Lv	8 52		
5 08		1 43	Ar Indianapolis	Lv	10 55	4 50	
8 55		5 45	Ar Cincinnati (E.T.)	Lv	9 25	3 30	
2 30	2 30	8 10	Ar Washington	Lv	11 00	6 01	10 55
2 10	2 10	8 00	Ar Richmond	Lv	11 10	5 20	10 45
5 05	5 05	11 00	Ar Norfolk (E.T.)	Lv	*8 15	*2 15	*6 30

CHICAGO-DETROIT

Central Station			39	17	375	355	31				
*7 50	*4 10	*5 50	*9 40	*8 30	Lv Chicago (C.T.)	Ar	8 10	10 55	12 55	4 25	8 55
11 50	7 41	5 17	1 37	12 01	Ar Kalamazoo (E.T.)	Lv	6 07	9 12	11 10	2 58	7 18
12 17	8 07	5 42	2 04	12 30	Ar Battle Creek	Lv	5 35	8 45	10 45	2 10	6 50
1 10	8 54	6 31	3 10	1 15	Ar Jackson	Lv	4 45	7 59	9 53	1 23	6 06
1 53	9 34	7 12	3 55	1 58	Ar Ann Arbor	Lv	7 18	9 13	12 42	6 26	2 26
2 45	10 20	8 00	4 50	2 45	Ar Detroit	Lv	*3 20	*6 35	*8 30	*12 01	*4 45

Union Station. Canal, Adams & Jackson Sts. (Phone Franklin 2-6700)
 — La Salle Street Station. La Salle & Van Buren Sts. (Phone Washburn 2-4200)
 Central Station. Roosevelt Road near Michigan Ave. (Phone Washburn 2-4811)
 Grand Central Station. Harrison & Wells Sts. (Phone Harrison 7-0815)
 Dearborn Station. Dearborn & Polk Sts. (Phone Harrison 7-7500)
 C.&N.W. Passenger Station. Madison, Canal and Clinton Sts. (Phone Dearborn 2-3850)

(D) GRAND TRUNK-CANADIAN NATIONAL RYS.

CHICAGO, TORONTO, MONTREAL

Dearborn Station			5	15	17		
*11 00	*8 10	*10 00	Lv Chicago (C.T.)	Ar	7 00	7 25	8 20
2 12	7 48	9 23	Ar Hamilton (E.T.)	Lv	7 05	10 58	9 32
3 25	8 55	10 20	Ar Toronto	Lv	6 00	10 00	8 30
11 05	5 45	7 30	Ar Montreal (E.T.)	Lv	*9 15	*13 30	*11 00

CHICAGO-DETROIT

Dearborn Station			21-17	57-5		
*11 00	*8 10	*10 00	Lv Chicago (C.T.)	Ar	8 20	7 00
1 15	10 11	11 52	Ar South Bend	Lv	6 15	4 35
2 49	11 35	1 15	Ar Battle Creek (C.T.)	Lv	4 35	2 40
5 04	1 40	3 10	Ar Lansing (E.T.)	Lv	4 28	2 30
5 50	2 18	3 52	Ar Durand	Lv	3 42	1 40
*7 45	*7 45	6 00	Ar Detroit (E.T.)	Lv	*1 40	*11 15

(E) ERIE R. R.

CHICAGO-NEW YORK

Dearborn Station			1	5	7		
*9 45	*5 10	*9 30	Lv Chicago (C.T.)	Ar	6 55	3 40	12 10
12 21	7 57	11 56	Ar Huntington	Lv	4 09	1 13	9 25
6 21	2 22	4 57	Ar Akron (E.T.)	Lv	12 15	10 14	4 57
7 35	3 44	6 05	Ar Youngstown	Lv	10 45	9 03	3 19
4 35	12 30	2 15	Ar Binghamton	Lv	2 01	12 35	5 41
10 30	6 30	8 00	Ar New York (E.T.)	Lv	*7 40	*6 25	*10 20

(F) GULF MOBILE & OHIO R. R.

CHICAGO-ST. LOUIS

Union Station			2	4	18	6	8				
*11 25	*8 00	*4 50	*11 45	*8 25	Lv Chicago (C.T.)	Ar	2 08	5 15	9 40	5 00	7 00
12 21	7 57	11 56	1 53	10 41	Lv Bloomington	Lv	11 51	2 55	7 23	1 20	4 00
3 50	12 45	7 56	2 50	11 40	Ar Springfield	Lv	10 49	1 54	6 21	11 52	2 20
6 08	2 10	9 07	4 03	12 55	Ar Alton	Lv	9 38	12 37	6 10	10 31	12 38
7 08	3 15	10 00	4 55	1 45	Ar St. Louis (C.T.)	Lv	*8 58	11 55	*4 30	*9 50	11 45

(G) ILLINOIS CENTRAL R. R.

CHICAGO-ST. LOUIS

Central Station			22	20	18		
*11 20	*4 45	*10 30	Lv Chicago (C.T.)	Ar	2 50	10 15	7 00
3 55	7 55	1 37	Ar Springfield	Lv	11 10	6 45	1 50
7 00	10 15	4 00	Ar St. Louis (C.T.)	Lv	*9 00	*4 45	*11 20

(H) WABASH RY.

CHICAGO-ST. LOUIS

Dearborn Station			24	10	18		
*11 15	*4 25	*11 30	Lv Chicago (C.T.)	Ar	2 05	7 30	6 50
3 07	7 14	2 30	Ar Decatur	Lv	11 10	4 20	2 30
6 55	9 50	4 59	Ar St. Louis (C.T.)	Lv	*8 55	*2 00	*11 30

(I) NICKEL PLATE—D. L. & W.

CHICAGO, CLEVELAND, NEW YORK

La Salle Street Station			5	7	
*10 20	*9 20	Lv Chicago (C.T.)	Ar	6 30	2 45
11 01	10 14	Ar Hammond	Lv	5 22	1 59
1 31	12 30	Ar Fort Wayne	Lv	2 35	11 18
7 05	5 30	Ar Cleveland (E.T.)	Lv	10 55	8 15
11 40	9 35	Ar Buffalo	Lv	6 30	4 25
4 55	6 55	Ar New York DL&W(E.T.)	Lv	*9 15	*6 45

(J) C. & E. I.—L. & N.

CHICAGO, ST. LOUIS, EVANSVILLE, NASHVILLE

Dearborn Station			80	92	12	94	54			
*10 00	*4 30	*4 00	*9 00	Lv Chicago (C&E.I.)	Ar	8 25	8 20	6 45	5 55	9 30
10 40	4 35	4 35		Lv St. Louis (L&N.)	Ar	8 20	3 45		8 20	8 20
5 05	10 20	9 40	2 45	Lv Evansville (L&N.)	Ar	2 45	10 35	1 05	10 30	3 25
9 15	1 40	12 55	5 45	Ar Nashville (C.T.) (L&N.)	Lv	*11 30	*6 30	10 05	*6 30	12 05

(K) MONON R. R.

CHICAGO, INDIANAPOLIS, LOUISVILLE

Dearborn Station			12	6	14		
*5 35	*1 00	*8 55	Lv Chicago (C.T.)	Ar	10 35	4 30	8 15
9 30		1 05	Ar Indianapolis	Lv	*6 30		*4 15
	9 00		Ar Louisville (C.T.)	Lv		*9 00	

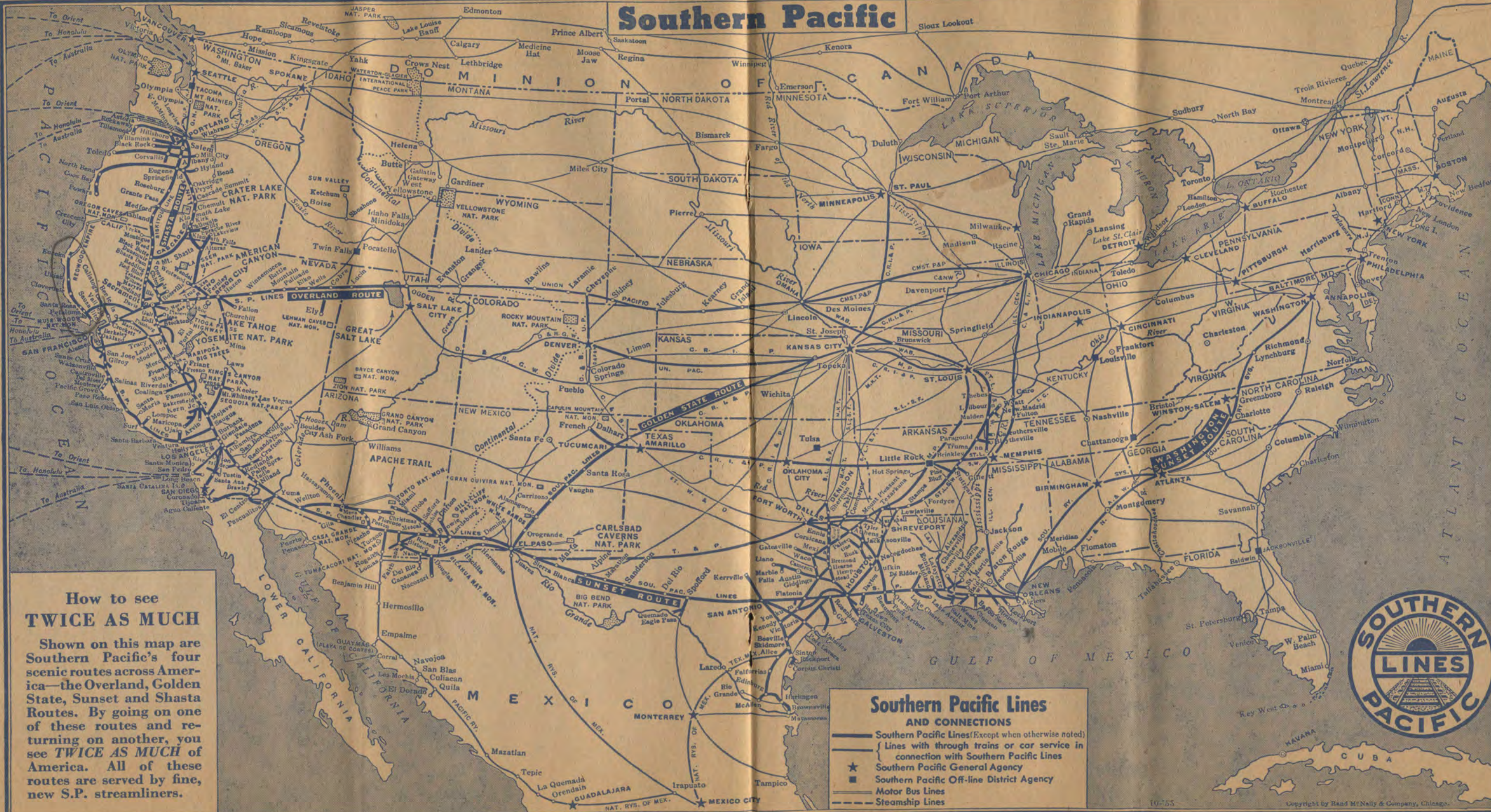
STOPPING AT CHICAGO

Passengers holding through tickets and wishing to visit in Chicago and having three hours or more between trains, may on arrival in Chicago, deliver their hand baggage to Railroad Transfer, Inc., Agent and secure claim check for it. The baggage will be transferred to parcel room of the station from which departure will be made and should be claimed on presentation of claim check.

Charge for this service is the usual parcel checking fee plus a charge of 25 cents per piece.

All PM time in dark face figures
 C.T.—Central Standard Time.
 E.T.—Eastern Standard Time.
 *—Daily.
 —All seats reserved in advance.
 —Central Station.
 —Reserved seat coaches only. Special service charge.
 —Windsor Station.
 #—Brush Street Station.
 —On Sun., arrive Detroit 8:25 A.M.
 —Operates every third day. Coach seats reserved. Special service charge.
 z—Sleepers parked until 7:00 A.M.

Southern Pacific



How to see TWICE AS MUCH

Shown on this map are Southern Pacific's four scenic routes across America—the Overland, Golden State, Sunset and Shasta Routes. By going on one of these routes and returning on another, you see *TWICE AS MUCH* of America. All of these routes are served by fine, new S.P. streamliners.

Southern Pacific Lines AND CONNECTIONS

- Southern Pacific Lines (Except when otherwise noted)
- Lines with through trains or car service in connection with Southern Pacific Lines
- ★ Southern Pacific General Agency
- Southern Pacific Off-line District Agency
- Motor Bus Lines
- - - Steamship Lines



TIMES SHOWN BELOW ARE STANDARD TIME

SHASTA ROUTE · SOUTHBOUND

SEATTLE - TACOMA - SPOKANE - PORTLAND - SACRAMENTO - OAKLAND - SAN FRANCISCO - FRESNO - BAKERSFIELD - LOS ANGELES

Table 76		Shasta Daylight (Streamlined) No. 9 Daily Example		Cascade (Streamlined) No. 11 Daily Example		Klamath No. 19 Daily Example	
Lv Vancouver, B. C.	G.N.	6 30	Sa	8 00	Su	12 40	Su
Ar Seattle	"	10 25	Sa	12 10	Su	4 35	Su
Lv Spokane	U.P.	9 00	Sa	9 00	Sa		
Ar Portland	"	6 10	Su	6 10	Su		
Lv Spokane	(N.P.) S.P.&S.	9 10	Sa	7 25	Su	7 25	Su
Lv Spokane	(G.N.) S.P.&S.	9 45	Sa				
Ar Portland	S.P.&S.	6 00	Su	4 25	Su	4 25	Su
Lv Seattle (Union Sta.)	U.P.	11 45	Sa			5 00	Su
Lv Seattle (King St.)	G.N.-N.P.			12 30	Su		
Lv Tacoma	"	1 15	Su	1 26	Su	6 07	Su
Ar Portland	G.N.-N.P.-U.P.	5 45	Su	4 30	Su	9 30	Su
Lv Portland	S.P.	7 45	Su	4 45	Su	10 15	Su
Lv Salem	"	8 57	Su	5 57	Su	11 57	Su
Lv Albany	"	9 28	Su	6 28	Su	12 43	Mo
Ar Eugene	"	10 09	Su	7 09	Su	1 40	Mo
Lv Eugene	"	▲10 45	Su	▲7 55	Su		
Lv Grants Pass	"	4 01	Su	11 46	Su		
Lv Medford	"	5 35	Su	12 45	Mo		
Ar Ashland	"	▲6 01	Su	▲1 10	Mo		
Lv Eugene	"					▲3 35	Mo
Lv North Bend	"					▲6 50	Mo
Ar Coos Bay	"					▲6 59	Mo
Lv Eugene	"	10 14	Su	7 14	Su	2 00	Mo
Lv Klamath Falls	"	2 35	Su	11 43	Su	7 50	Mo
Ar Dunsuir	"	4 55	Su	2 20	Mo	10 55	Mo
Lv Grants Pass	"	▲11 55	Su				
Lv Medford	"	▲12 53	Su				
Lv Ashland	"	▲1 18	Su				
Ar Dunsuir	"	▲4 25	Su				
Lv Dunsuir	"	5 05	Su	2 30	Mo	11 20	Mo
Lv Redding	"	6 36	Su	4 07	Mo	1 20	Mo
Ar Gerber	"	7 22	Su	4 53	Mo	2 35	Mo
Ar Davis	"	9 09	Sa	6 40	Mo	5 25	Mo
Lv Davis (S.P. Depot)	"	▲9 15	Su	▲6 50	Mo	▲6 30	Mo
Ar Sacramento (S.P. Depot)	"	▲9 40	Su	▲7 15	Mo	▲6 55	Mo
Lv Gerber No. 201	"					2 50	Mo
Lv Chico	"					3 34	Mo
Lv Marysville	"					4 52	Mo
Ar Sacramento No. 201	"					6 25	Mo
Lv Sacramento No. 60	"					7 15	Mo
Ar Stockton	"					8 25	Mo
Ar Fresno	"					11 15	Mo
Ar Bakersfield	"					1 47	Tu
Ar Los Angeles No. 60	"					7 15	Tu
Lv Davis	"	9 11	Su	6 45	Mo	5 30	Mo
Ar Martinez	"	9 57	Su	7 31	Mo	6 23	Mo
Lv Martinez	"	10 18	Su	7 54	Mo	10 18	Mo
Ar Fresno	"	2 15	Mo	11 32	Mo	2 15	Tu
Ar Bakersfield	"	4 55	Mo	1 48	Mo	4 55	Tu
Ar Los Angeles	"	10 50	Mo	7 00	Mo	10 50	Tu
Ar Berkeley	"	10 34	Su	8 16	Mo	7 19	Mo
Ar Oakland (16th St.)	"	10 43	Su	8 26	Mo	7 30	Mo
Ar Oakland Pier } Ferry	"	10 55	Su	8 35	Mo	7 40	Mo
Ar San Francisco } Market St.	"	11 30	Su	9 15	Mo	8 20	Mo



ON THE CASCADE you can relax in the roomy luxury of your favorite Pullman accommodation, or join congenial companions for fun, games and refreshments in the Cascade Club—the Cascade's beautiful double-length Diner-Lounge. Enjoy friendly, efficient service and mouth-watering meals.

TRAIN 19 KLAMATH

Standard Sleeper: ★Portland to San Francisco. (10 Sec., 1 DR., 2 Compts.) Car 190.

Chair Cars: ★Portland to San Francisco.

Pillow service available at nominal charge.

Hamburger Grill Lounge Car: ★Portland to San Francisco.

Tickets Honored: All classes.

TRAINS 201-241

Gerber, Marysville, Sacramento, San Francisco

Coaches: ★Gerber to Sacramento.

Baggage: see Agent.

★Sacramento to San Francisco.

PASSENGERS USE FERRY STEAMER FROM OAKLAND PIER TO SAN FRANCISCO**TRAIN 9 STREAMLINER SHASTA DAYLIGHT**

Streamlined Air-Conditioned Train. Please reserve seats in advance. Special service charge applicable in chair cars—See Note A. Passenger Agent and Porter Service. Radio.

Parlor-Observation Car: ★Portland to San Francisco. (Rail-road owned.) Car S-99.

Chair Cars: ★Portland to San Francisco. Cars 90 to 98 incl., 100, 101.

Dome Lounge Car: ★Portland to San Francisco.

Diner: ★Portland to San Francisco.

Coffee Shop Car: ★Portland to San Francisco.

Tickets Honored: Ask Agents.

TRAIN 11 STREAMLINER CASCADE

Public Telephone.

Full Lounge Car: ★Portland to San Francisco.

Standard Sleepers: ★Seattle to San Francisco (on N. P. No 408 to Portland.) (6 BR., 10 Rmts.) Cars 113-114. (4 Compts., 4 BR., 2 DR.) Car 115.

★Portland to San Francisco.

(6 BR., 10 Rmts.) Cars 111-116. (12 BR.,) Car 117.

(22 Rmts.) Car 118.

Chair Cars: ★Portland to San Francisco. Cars 12-13.

Reclining Leg Rest Seats. (Please reserve in advance.)

Special service charge applicable in chair cars—See Note A.

Pillow service available at nominal charge.

Dining Car: ★Portland to San Francisco. (Dinner served from Portland.)

Tickets Honored: Ask Agents.

NOTE A—SPECIAL SERVICE CHARGE

The Service Charge is \$1.00 (plus Federal Tax) for each chair car seat occupied by adult, or child of any age, between Portland and San Francisco; proportionate charges to and from intermediate points. (Tickets sold in advance will not be redeemable unless space reserved is released for resale not later than the day before departure of train. Tickets sold on day of departure will not be redeemable unless space reserved is released at least three (3) hours prior to departure of train.)

All PM time in Dark faced figures.

★—Regularly assigned cars are air-conditioned.

▲—Pacific Greyhound Bus. (Rail tickets honored.)

■—S. P. Depot.

TIMES SHOWN BELOW ARE STANDARD TIME

SHASTA ROUTE • NORTHBOUND

SAN FRANCISCO - OAKLAND - SACRAMENTO - LOS ANGELES - BAKERSFIELD - FRESNO - PORTLAND - SPOKANE - TACOMA - SEATTLE

Table 77

	Shasta Daylight (Streamlined) No. 10 Daily Example		Cascade (Streamlined) No. 12 Daily Example		Klamath No. 20 Daily Example		Trains No. 224-202 Daily Example	
Lv San Francisco Market St. S.P.	7 25	Su	4 00	Su	7 30	Su	6 15	Mo
Lv Oakland Pier /Ferry	7 55	Su	4 35	Su	8 05	Su	6 42	Mo
Lv Oakland (16th St.)	8 03	Su	4 44	Su	8 14	Su	6 48	Mo
Lv Berkeley	8 11	Su	4 53	Su	8 24	Su	6 55	Mo
Lv Los Angeles	6 05	Sa	6 25	Su	6 25	Su		
Lv Bakersfield	11 30	Sa	11 32	Su	11 32	Su		
Lv Fresno	2 15	Su	1 45	Su	1 45	Su		
Ar Martinez	b	Su	5 20	Su	5 20	Su		
Lv Martinez	b	Su	5 42	Su	9 14	Su	7 34	Mo
Ar Davis	9 37	Su	6 30	Su	10 10	Su	8 30	Mo
Ar Sacramento							8 50	Mo
Lv Los Angeles			6 25	Su	6 25	Su	6 35	Su
Lv Bakersfield			11 32	Su	11 32	Su	12 15	Mo
Lv Fresno			1 45	Su	1 45	Su	3 10	Mo
Lv Stockton			4 45	Su	4 45	Su	6 02	Mo
Ar Sacramento			6 00	Su	6 00	Su	7 20	Mo
Lv Sacramento No. 202							9 05	Mo
Lv Marysville							10 36	Mo
Lv Chico							12 02	Mo
Ar Gerber No. 202							12 50	Mo
Lv Sacramento (S. P. Depot)	▲ 9 00	Su	▲ 5 50	Su	▲ 8 25	Su		
Ar Davis (S. P. Depot)	▲ 9 25	Su	▲ 6 15	Su	▲ 8 50	Su		
Lv Davis	9 42	Su	6 35	Su	10 40	Su		
Lv Gerber	11 32	Su	8 30	Su	2 00	Mo		
Lv Redding	12 18	Su	9 16	Su	3 35	Mo		
Ar Dunsmuir	1 50	Su	10 50	Su	5 25	Mo		
Lv Dunsmuir	▲ 2 05	Su	▲ 1 56	Mo				
Lv Ashland	▲ 5 08	Su	▲ 4 29	Mo				
Lv Medford	▲ 5 45	Su	▲ 5 05	Mo				
Ar Grants Pass	▲ 6 35	Su	▲ 5 53	Mo				
Lv Dunsmuir	1 57	Su	10 57	Su	6 00	Mo		
Ar Klamath Falls	4 30	Su	1 25	Mo	9 20	Mo		
Ar Eugene	8 57	Su	5 49	Mo	3 22	Mo		
Lv Coos Bay					▲ 6 40	Su		
Lv North Bend					▲ 6 48	Su		
Ar Eugene					▲ 9 58	Su		
Lv Ashland	▲ 2 50	Su	▲ 10 41	Su				
Lv Medford	3 30	Su	11 20	Su				
Lv Grants Pass	4 20	Su	12 10	Mo				
Ar Eugene	▲ 8 35	Su	▲ 3 38	Mo				
Lv Eugene	9 02	Su	5 55	Mo	3 40	Mo		
Ar Albany	9 41	Su	6 34	Mo	4 47	Mo		
Ar Salem	10 10	Su	7 03	Mo	5 30	Mo		
Ar Portland S.P.	11 30	Su	8 20	Mo	7 25	Mo		
Lv Portland G.N.-N.P.-U.P.	11 45	Su	9 00	Mo	11 45	Mo		
Ar Tacoma	4 10	Mo	12 01	Mo	4 10	Tu		
Ar Seattle (King St.) G.N.-N.P.								
Ar Seattle (Union Sta.) U.P.	6 15	Mo	1 00	Mo	6 15	Tu		
Lv Portland S.P.&S.	9 10	Mo	3 00	Mo	9 45	Mo		
Ar Spokane (N.P.) S.P.&S.	7 05	Mo	10 38	Mo	10 38	Mo		
Ar Spokane (G.N.) S.P.&S.			10 25	Mo	6 10	Tu		
Lv Portland U.P.					10 00	Mo		
Ar Spokane					6 30	Tu		
Lv Seattle G.N.	8 05	Mo	1 30	Mo	8 05	Tu		
Ar Vancouver, B.C.	12 15	Mo	5 10	Mo	12 15	Tu		



THE SHASTA DAYLIGHT shows you Sacramento River Canyon, Mt. Shasta, the Cascade Mountains, lakes, forests, streams from its full-length Dome Lounge and giant "sky-view" picture windows.

TRAIN 20 KLAMATH

Standard Sleeper: ★San Francisco to Portland. (10 Sec., 1 DR., 2 Compts.) Car 207.

Chair Cars: ★San Francisco to Portland.
Pillow service available at nominal charge.

Hamburger Grill Lounge Car: ★San Francisco to Portland.
Tickets Honored: All classes.

TRAINS 224-202

San Francisco, Sacramento, Marysville, Gerber

Coaches: ★San Francisco to Sacramento.

★Sacramento to Gerber.

Baggage: see Agent.

Snack-Lounge: ★San Francisco to Sacramento.

NOTE A—SPECIAL SERVICE CHARGE

The Service Charge is \$1.00 (plus Federal Tax) for each chair car seat occupied by adult, or child of any age, between Portland and San Francisco; proportionate charges to and from intermediate points. (Tickets sold in advance will not be redeemable unless space reserved is released for resale not later than the day before departure of train. Tickets sold on day of departure will not be redeemable unless space reserved is released at least three (3) hours prior to departure of train.)

All PM time in dark faced figures.

★—Regularly assigned cars are air-conditioned.

▲—Pacific Greyhound Bus (Rail tickets honored.)

•—P.G.L. Depot.

■—S. P. Depot.

♣—Train 57 arrives Oakland 16th St. at 7:03AM connecting with Train 10.

HAMBURGERS-IN-A-BASKET

Made with Choice U. S. Beef

Now on most S. P. through trains

PASSENGERS USE FERRY STEAMER FROM SAN FRANCISCO TO OAKLAND PIER.**TRAIN 10 STREAMLINER SHASTA DAYLIGHT**

Streamlined Air-Conditioned Train. Please reserve seats in advance. Special service charge applicable in chair cars—See Note A, Page 26.
Passenger Agent and Porter service. Radio.

Parlor-Observation Car: ★San Francisco to Portland. (Railroad-Owned.) Car S-99.

Chair Cars: ★San Francisco to Portland. Cars 90 to 98 incl., 100, 101.

Dome Lounge Car: ★San Francisco to Portland.

Diner: ★San Francisco to Portland.

Coffee Shop Car: ★San Francisco to Portland.

Tickets Honored: Ask Agents.

TRAIN 12 STREAMLINER CASCADE

Public Telephone.

Full Lounge Car: ★San Francisco to Portland.
Standard Sleepers: ★San Francisco to Seattle. (On U. P. No. 457 from Portland.)
(6 BR., 10 Rmts.) Cars 123-124. (4 Compts., 4 BR., 2 DRooms) Car 125.

★San Francisco to Portland.
(6 BR., 10 Rmts.) Cars 121-126. (12 BR.) Car 127. (22 Rmts.) Car 128.

Chair Cars: ★San Francisco to Portland. Cars 12-13. Reclining Leg Rest Seats. (Please reserve in advance.) Special service charge applicable in chair cars—See Note A.
Pillow service available at nominal charge.

Dining Car: ★San Francisco to Portland. (Dinner served from San Francisco.)

Tickets Honored: Ask Agents.

TIMES SHOWN BELOW ARE STANDARD TIME

SHASTA ROUTE • SOUTHBOUND

PORTLAND - SACRAMENTO - SAN FRANCISCO - LOS ANGELES

Portland, Salem, Eugene, Klamath Falls, Dunsmuir,
Davis, Sacramento, San Francisco



All PM time in dark faced figures.
 △-Air Mail dispatched.
 ■-Pacific Greyhound Bus. (S. P. Depot.)
 *-P.G.L. Depot.

▲-Pacific Greyhound Bus. (Rail tickets honored.)
 ↓-P.G.L. Bus To and From P.G.L. Depots. Rail and Bus Depot 1/4 mile apart. (Rail tickets honored.)

†-On Call Taxi Service between Crockett Station and Vallejo, City Ticket Office, 401 York Street.

b-Stops to detrain pay passengers from Klamath Falls and beyond; also entrain for Davis and beyond.

d-Stops on flag to entrain pay passengers for Eugene and beyond.

e-Stops on flag to detrain pay passengers from Eugene and beyond.

f-Flag stop to entrain or detrain passengers.

j-Stops on flag to detrain pay passengers from Portland and beyond; also to entrain for Eugene and beyond.

n-Stops on flag Monday, Wednesday and Thursday.

p-Stops on flag to detrain pay passengers from Klamath Falls and beyond.

a-Stops on flag to entrain pay passengers for points west of Davis.

w-Stops on flag daily except Sunday.

S. P. rail tickets will be honored on Pacific Greyhound buses taking passengers from trains at Dunsmuir for Siskiyou Line points.

Table 78		Shasta Daylight No. 9 Daily	Cascade No. 11 Daily	Klamath No. 19 Daily
Elev		Mis.		
30	Lv Portland, Ore.△	0	7 45	4 45
110	" Clackamas	11		10 15
74	" Oregon City	16		10 49
151	" Canby	24		11 06
182	" Hubbard	32		11 22
182	" Woodburn	36		j
163	" Chemawa	43		11 57
163	" Salem	53	8 57	5 57
286	" Turner	60		
301	" Marion	67		
240	" Jefferson	72		
213	" Albany	80	9 28	6 28
213	Lv Albany	0	▲11 03	▲8 01
227	Ar Corvallis	10	▲11 20	▲8 18
227	Lv Corvallis	0	▲8 43	▲4 30
213	Ar Albany	10	▲9 00	▲4 47
213	Lv Albany	80	9 28	6 28
282	" Halsey	97		12 43
309	" Harrisburg	106		
326	" Junction City	110		1 18
426	Ar Eugene	124	10 09	1 40
426	Lv Eugene	124	10 14	2 00
457	" Springfield	128		2 08
1108	" Westfir	165		w
1206	" Oakridge	167		3 01
2076	" McClesdie Springs	178		a
4885	" Cascade Summit	211		4 50
4844	" Odell Lake	215		
4779	" Crescent Lake	219		5 22
4759	" Chemult	244		5 53
4188	" Chiloquin	291		6 45
4105	Ar Klamath Falls	318	2 25	11 33
4105	Lv Klamath Falls	318	2 35	11 43
4241	" Dorris, Cal.	340		7 50
4261	" Macdoel	351		8 35
4259	" Mt. Hebron	353		
4673	" Leaf	367		8 58
5063	" Grass Lake	379		
3898	" Black Butte, Cal.	402		9 57
3553	" Mt. Shasta (86)	410		10 10
2553	" Shasta Springs	422		
2286	Ar Dunsmuir	425	4 55	2 20
2286	Lv Dunsmuir	425	5 05	2 30
1943	" Castella	432		
845	" Central Valley	474		
554	" Redding	482	6 36	4 07
431	" Anderson	495		1 20
421	" Cottonwood	500		1 33
305	" Red Bluff	517		1 44
251	Ar Gerber	526	7 22	2 15
251	Lv Gerber	526	7 27	2 35
231	" Tehama	528		2 45
283	" Richfield	533		
284	" Corning	536		3 02
233	" Kirkwood	541		
266	" Orland	549		3 21
176	" Artois	558		
143	" Willows	565		3 42
104	" Norman	573		
101	" Delavan	576		
101	" Maxwell	582		4 00
90	" Williams (Colusa)86	591		4 14
146	" Arbuckle	601		4 25
58	" Zamora	619		
69	" Woodland	630		5 10
51	Ar Davis	639	9 08	5 25
51	Lv Davis	0	▲9 15	▲6 50
42	Ar Sacramento	13	▲9 40	▲6 55
51	Lv Davis	639	9 11	5 30
64	" Dixon	647		
7	" Suisun-Fairfield	666		▲7 06
7	" Martinez	683	9 57	7 31
10	" Crockett (To Vallejo)†	689		▲7 42
38	Ar Richmond	703		▲8 04
16	Ar Berkeley	709	10 34	8 16
9	Ar Oakland (16th St.)△	712	10 43	8 26
11	Ar Oakland Pier△	714	10 55	8 35
11	Lv Oakland Pier (Ferry)	714	11 10	8 55
8	Ar San Francisco (Mkt)△	718	11 30	9 15
	TRAIN NUMBERS		9	11

Gerber, Sacramento, Los Angeles, San Diego
 CONNECTING SERVICE (Daily)

Table 79		Mis.	No. 201	No. 241			
Elev							
251	Lv Gerber	0	2 50				
231	" Tehama	2	2 53				
234	" Los Molinos	4	2 58				
218	" Vina	11	3 05				
200	" Chico	30	3 34				
171	" Durham	36	3 43				
132	" Nelson	42	3 51				
118	" Richvale	46	3 57				
104	" Biggs	52	4 07				
103	" Gridley	56	4 14				
87	" Live Oak	62	4 24				
73	" Marysville	73	4 52				
97	" Wheatland	86	5 09				
122	" Sheridan	89					
173	" Lincoln	97	5 27				
168	" Roseville	107	5 46				
42	Ar Sacramento△	125	6 25				
42	Lv Sacramento	0	7 10				
51	" Davis	13	7 35				
7	" Martinez	57	8 30				
16	" Berkeley	83	9 17				
9	" Oakland (16th St.)	86	9 27				
11	" Oakland Pier	88	9 55				
8	Ar San Francisco (Mkt)	92	10 15				
	Sacramento - Los Angeles						
		Mis.	No. 54-52	No. 60			
42	Lv Sacramento	0	7 00	7 15			
19	" Stockton	48	8 15	8 25			
167	" Merced	115	10 26	9 58			
287	" Fresno	170	11 41	11 35			
417	" Bakersfield	278	1 55	1 57			
432	" Glenndale	442	6 38	6 55			
297	Ar Los Angeles	447	7 00	7 15			
	Martinez - Los Angeles						
		Mis.	No. 52	No. 58			
7	Lv Martinez	0	7 54	10 18			
287	Ar Fresno	170	11 32	2 15			
417	Ar Bakersfield	278	1 48	4 55			
297	Ar Los Angeles	447	7 00	10 50			
	Los Angeles - San Diego						
	Santa Fe Ry.	70	72	74	76	78	80
Lv Los Angeles	7 45	9 00	12 30	4 30	8 00	11 16	
Ar San Diego	10 15	11 45	3 00	7 00	10 30	2 15	
	SISKIYOU LINE SERVICE						
	Eugene - Grants Pass - Medford - Ashland - Dunsmuir						
	Pacific Greyhound Lines Bus (Daily)						
	Rail Tickets Honored						
Elev		Mis.	No. 9	No. 11	No. 19		
30	Lv Portland, Ore.	0	7 45	4 45	10 15		
426	Ar Eugene	124	10 09	7 09	10 15		
	Table 79-A	Mis.	PGL Stations	PGL Stations	PGL Stations		
426	Lv Eugene	0	▲10 45	▲7 55	▲3 00		
643	Ar Cottage Grove	21	11 28				
520	Ar Sutherlin	61	12 42				
459	Ar Roseburg	75	1 10	9 40	4 33		
459	Lv Roseburg	75	1 40	9 51	4 45		
609	Ar Myrtle Creek	97	2 16				
935	Ar Grants Pass	173	3 56	11 41	6 35		
935	Lv Grants Pass	173	▲11 55	4 01	11 46		
1081	Ar Gold Hill	190	12 22	4 30			
1370	Ar Medford	206	12 45	4 57	12 30		
1370	Lv Medford	206	12 53	5 35	12 45		
1869	Ar Ashland	218	1 13	▲6 01	▲11 10		
1869	Lv Ashland	218	1 18		▲8 35		
2335	Ar Yreka Inn	263	2 45				
2449	Ar Weed	299	3 47				
2553	Lv Mt. Shasta	316	4 05				
2286	Ar Dunsmuir	331	▲4 25				
			No. 9				
2286	Lv Dunsmuir	425	5 05				
8	Ar San Francisco (Mkt)	718	11 30				

Ride the new DOME LOUNGE CAR
 on the Shasta Daylight SAN FRANCISCO—PORTLAND


TIMES SHOWN BELOW ARE STANDARD TIME

SHASTA ROUTE • NORTHBOUND

SAN FRANCISCO - (LOS ANGELES) - SACRAMENTO - PORTLAND

San Francisco, Sacramento, Davis, Duns-
muir, Klamath Falls, Eugene, Salem
Portland

Elev	Mls.	Shasta Daylight No. 10 Daily	Cascade No. 12 Daily	Klamath No. 20 Daily
8		7 25	4 00	7 30
11		7 45	4 20	7 50
11		7 55	4 35	8 05
9		8 03	4 44	8 14
16		8 11	4 53	8 24
38			5 02	8 36
10			5 23	9 00
7		8 50	5 42	9 14
7		a	5 42	9 14
64				9 38
51		9 37	6 30	10 10
42		9 00	6 50	8 25
51		9 25	6 15	8 50
51		79	9 42	6 35
51		79	9 42	6 35
69		88		10 56
58		99		
146		116		11 27
90		127		11 43
101		136		11 53
104		145		
143		153		12 28
176		160		
266		168		1 03
284		181		1 28
283		185		
231		189		
251		191	8 25	1 50
251		191	11 32	2 00
305		201		2 13
421		218		
431		225		
554		236	12 18	3 15
845		244		
2286		293	1 50	5 25
2286		293	1 57	6 00
2553		296		
3553		307		6 40
3898		316		7 00
5063		339		
4673		351		7 59
4646		352		8 03
4259		364		
4261		367		8 24
4241		377		8 44
4105		400	4 30	9 20
4105		400	4 40	9 50
4188		427		10 25
4759		474		11 25
4779		499		12 15
4844		502		
4885		507		12 25
2276		540		
1206		551		2 10
1108		553		
457		590		3 05
426		594	8 57	3 22
426		594	9 02	3 40
326		607		3 58
309		612		
282		620		4 13
213		638	9 41	4 47
213		640	10 01	5 35
227		640	10 18	6 29
227		640	7 27	6 20
213		640	7 44	6 37
213		638	9 41	6 34
240		646		7 03
163		665	10 10	7 03
163		670		
182		682		6 01
151		693		6 22
74		702		6 38
110		707		
30		718	11 30	8 20
			10	12
				20



SEE MOUNT SHASTA FROM "SHASTA DAYLIGHT." Majestic Mount Shasta (14,161 feet high) is a spectacular sight as seen from the Dome Lounge and extra-large "sky view" windows of the "Shasta Daylight."

All PM time in Dark faced figures.

▲-Pacific Greyhound Bus. (S. P. Depot.)

▲-P.G.L. Bus. To and From P.G.L. Depots. Rail and Bus Depot 1/2 mile apart. (Rail tickets honored.)

△-Air Mail dispatched.

▲-Pacific Greyhound Bus. (Rail tickets honored.)

▲-Train 57 arrives Oakland 16th St. at 7:03 AM connecting with Train 10.

b-Stops daily except Sunday and holidays.

c-Stops on flag to entrain pay passengers for Eugene and beyond; also to detrain from Gerber and beyond.

e-Stops on flag to entrain pay passengers for Black Butte and beyond.

f-Flag stop to entrain or detrain passengers.

g-Stops on flag to entrain pay passengers for Klamath Falls and beyond; also detrain from Davis and beyond.

h-Stops on flag to detrain pay passengers from Sacramento and beyond; also entrain for Klamath Falls and beyond.

k-Stops on flag to detrain pay passengers from Crescent Lake and beyond; also to entrain for Eugene and beyond. Stops on flag on Sundays.

n-Stops on flag to entrain pay passengers for Eugene and beyond.

s-Stops to discharge passengers from points Redding and south.

u-Stops on flag to detrain pay passengers from Davis and beyond.

z-Stops on flag to detrain pay passengers from Eugene and beyond; also entrain for Portland and beyond.

S. P. rail tickets will be honored on Pacific Greyhound buses taking passengers from trains at Dunsmuir for Siskiyou Line points.

San Diego, Los Angeles, Sacramento, Gerber
CONNECTING SERVICE (Daily)

	Santa Fe Ry.	71	73	75	77	79	81
Lv San Diego	5 30	9 00	11 15	4 00	6 30	10 00	
Ar Los Angeles	8 00	11 30	1 45	6 35	9 30	12 30	

Elev	Mls.	No. 57	No. 51	No. 51
297		0	6 05	6 25
417		169	11 30	11 32
287		277	2 15	1 45
7		447	a	5 20

	Mls.	No. 53	No. 53	No. 59
297		0	6 25	6 35
432		6	6 45	6 55
417		169	11 32	11 32
287		277	1 45	3 10
167		332	2 47	4 22
19		399	4 45	4 45
42		447	6 00	7 20

	Mls.	No. 224	No. 224	No. 224
8		0	6 15	
11		4	6 42	
9		6	6 48	
16		9	6 55	
7		35	7 34	
51		79	8 30	
42		92	8 50	

	Mls.	No. 202	No. 202	No. 202
42		0	9 05	
168		18	9 34	
173		28	9 51	
122		36		
97		39	10 11	
79		52	10 36	
87		63	10 53	
103		69	11 01	
104		73	11 12	
118		79	11 26	
132		83		
171		89	11 41	
200		95	12 02	
218		114	12 27	
234		121	12 37	
231		123		
251		125	12 50	

SISKIYOU LINE SERVICE
Dunsmuir - Ashland - Medford - Grants Pass - Eugene
Pacific Greyhound Lines Bus (Daily)
Rail Tickets Honored

Elev	Mls.	S.P. Stations No. 10	PGL Stations No. 12	PGL Stations	PGL Stations
8		0	7 25	4 00	
2286		293	1 50	10 50	
2286		0	▲2 05	▲1 56	
2553		14	2 26		
3449		27	2 45	2 47	PGL Stations
2335		64	3 58	3 28	PGL Stations
1869		108	5 05	4 28	
1869		108	5 08	4 29	▲2 50
1370		121	5 34	4 50	3 15
1370		121	5 45	5 05	3 30
1081		136	6 08	5 25	11 20
935		153	▲6 35	5 25	
935		153	5 53	4 15	12 05
459		252	7 03	4 20	12 10
459		252	8 23	6 15	1 54
426		326	10 50	▲8 35	▲3 38
				No. 10	No. 12
426		594		9 02	5 55
30		718		11 30	8 20

TIMES SHOWN BELOW ARE STANDARD TIME

SHASTA ROUTE

CONNECTIONS IN CALIFORNIA - OREGON - WASHINGTON

Table 82
(A) PORTLAND, TACOMA, SEATTLE
Pooled trains operated jointly by the Great Northern,
Northern Pacific and Union Pacific (Daily)

STATIONS	Mls.	U.P.		G.N.		N.P.	
		457	459	407	401	407	401
Lv Portland, Ore.	0	9 00	1 30	5 30	11 45		
Lv Vancouver, Wash.	9	9 21	1 43	5 49	12 09		
Lv Kelso-Longview	48	10 01	2 28	6 29	1 15		
Ar Chehalis	87	10 43	3 12	7 11	2 20		
Ar Centralia	91	10 53	3 23	7 21	2 45		
Ar East Olympia	110	11 16	3 46	7 44			
★ Ar Olympia	8	11 45		8 15			
Ar Tacoma, Wash.	145	12 01	4 31	8 29	4 10		
Ar Seattle (Union Sta.)	183	1 00			6 15		
Ar Seattle (King St. Sta.)	183		5 30	9 30			

STATIONS	Mls.	G.N.		U.P.	
		460	408	458	402
Lv Seattle (King St. Sta.)	0	8 20	12 30		
Lv Seattle (Union Sta.)	0		5 00	11 45	
Lv Tacoma, Wash.	39	9 16	1 26	6 00	1 15
★ Lv Olympia		9 30	1 30		
Lv East Olympia	74	9 58	2 08	6 52	22 09
Lv Centralia	93	10 22	2 32	7 20	3 00
Lv Chehalis	96	10 29	2 39	7 29	3 10
Lv Kelso-Longview	136	11 14	3 24	8 17	4 20
Ar Vancouver, Wash.	175	11 59	4 09	8 51	5 15
Ar Portland, Ore.	183	12 20	4 30	9 15	5 45

(B) PORTLAND, SPOKANE (Daily)

U.P.	SP&S	SP&S	SP&S-6	Mls.	STATIONS	SP&S	NP-SP	SP&S	U.P.
20	4	2	NP-6			1	&S-5	3	19
9 45	9 45	3 00	9 10	0	Lv Portland Ar	7 15	4 25	6 00	5 30
6 30	6 10	10 25	7 05	37	Ar Spokane Lv	11 59	7 25	9 45	7 30

Table 83 (Daily)
SEATTLE, VICTORIA, VANCOUVER

Mls.		G. N.			C. P. S. S.
		358	360	362	
0	Lv Seattle	8 05	2 00	6 25	8 00
96	Ar Bellingham	10 35	4 14	8 53	
81	Ar Victoria			11 50	
81	Lv Victoria			1 10	5 59
164	Ar Vancouver	12 15	5 40	10 20	6 00
		G. N.			C. P. S. S.
		357	359	361	
0	Lv Vancouver	8 00	12 40	6 30	10 00
83	Ar Victoria			2 15	6 00
83	Lv Victoria			6 00	
	Ar Bellingham	9 46	2 06	7 55	
164	Ar Seattle	12 10	4 35	10 25	9 00

Table 84
PORTLAND, HUNTINGTON (Daily)

	106	18	Mls.	(Union Pacific)	17	105
	5 00	9 30	0	Lv Portland	Ar	5 30 7 30
	7 18	10 54	63	Lv Hood River	Lv	3 45 6 01
	6 50	11 40	84	Lv The Dalles	Lv	3 10 5 30
	9 08	3 00	216	Lv Pendleton	Lv	11 05 3 10
	11 10	5 35	290	Lv La Grande	Lv	8 40 1 05
	12 10	6 45	342	Lv Baker	Lv	7 07 11 53
	1 35	8 15	390	Ar Huntington (P.T.)	Lv	5 50 10 40

12 01	10 00	7 00	Lv Portland	Ar	7 50	7 50	6 10
10 02	6 45	3 40	Ar Walla Walla	Lv	10 15	12 20	9 45

All PM time in Dark-faced figures.
▲ Pacific Greyhound Bus. * Daily.
★ Bus Service between East Olympia and Olympia.
† On call taxi service between Crockett Station and Vallejo City Ticket Office, 401 York Street.
a Motor bus via Pendleton. c Bus depot, 387 Pearl Street.
d Monday, Wednesday, Friday.
e Except Saturday, Sunday and Holidays.
f Flag stop to receive or discharge passengers.
g Tuesday, Thursday, Saturday. h Saturday only.
j Daily except Sunday and Holidays.
k On call for one or more passengers.

HERTZ RAIL-AUTO TRAVEL PLAN

Enjoy the restfulness of train travel to your destination . . . then use a new automobile for as long as you want it. Hertz Rail-Auto Service available at many Southern Pacific Stations. Ask any S.P. ticket agent for details.

Table 85
(A) ALTURAS, KLAMATH FALLS
(P.G.L. Bus) (Daily)
(Rail Tickets Honored)

1 15	Lv Alturas	Ar	6 10
2 45	Ar Tule Lake	Lv	4 30
3 30	Ar Klamath Falls	Lv	3 45

(B) MEDFORD, KLAMATH FALLS
(P.G.L. Bus)

12 50	Lv Medford	Ar	8 08
1 19	Ar Ashland	Lv	7 42
3 10	Ar Klamath Falls	Lv	5 50

(C) KLAMATH FALLS, THE DALLES
(Pacific Trailways) (Daily)
(Rail Tickets Not Honored)

4 20	7 50	Lv Klamath Falls (79, 80)	Ar	2 00	11 10
7 10	11 00	Ar Bend	Lv	10 50	8 20
7 20	11 30	Lv Bend	Ar	10 10	8 05
11 45	3 10	Ar The Dalles	Lv	6 30	4 05

Table 86
(A) REDDING, SUMMIT CITY, SHASTA DAM
Shasta Dam Stages
Daily, except Sundays and Holidays

Lv Redding	8 45	10 45	12 45	2 45	4 45
Ar Summit City	9 10	11 10	1 10	3 10	5 10
Ar Shasta Dam	9 20	11 20	1 20	3 20	
Lv Shasta Dam	9 25	11 25	1 25	3 25	
Ar Summit City	6 56	9 31	11 31	1 31	3 31
Ar Redding	7 20	9 55	11 55	1 55	3 55

(B) MOUNT SHASTA, McCLOUD
McCloud River R. R. Co. (Bus)

Lv Mt. Shasta	7 30	11 20
Ar McCloud	8 00	11 50
Lv McCloud	9 45	12 00
Ar Mt. Shasta	10 15	12 30

(C) TAXIS WILLIAMS-COLUSA TAXIS
"On Call" (Rail Tickets Not Honored)

24 hour "on call" service available both ways, Phone Yellow Taxi, at Colusa 7-W or 271-K. Rates one way \$3.50 one to five persons.

Table 87
KLAMATH FALLS, CRATER LAKE
(Pacific Trailways) (Daily)
Season—June 15 to Sept. 15

Lv Klamath Falls	8 00	Ar Crater Lake	9 30
Lv Klamath Falls	4 45	Ar Crater Lake	6 15
Lv Crater Lake	12 30	Ar Klamath Falls	2 00
Lv Crater Lake	6 30	Ar Klamath Falls	8 00
Lv Medford	7 30	Ar Crater Lake	9 30
Lv Crater Lake	4 00	Ar Medford	6 00

Round trip fare \$6.00 plus tax.

Table 88
(A) PORTLAND, COOS BAY, COQUILLE

No. 19	No. 11	No. 9	No. 10	No. 12	No. 20
*10 15	* 4 45	* 7 45	Lv Portland	Ar	11 30
1 40	7 09	10 09	Ar Eugene	Lv	8 20
					3 25
					* 9 02
					* 5 55
					* 3 40

(B) VIA ROSEBURG
(P.G.L. Bus) (Daily)
(Rail Tickets Honored)

▲ c 10	45	Lv Eugene	Ar	▲ c 6 10
▲ 1 10	Ar Roseburg	Lv	▲ c 3 50	
▲ 3 15	Lv Roseburg	Ar	▲ 10 50	
6 11	Lv Myrtle Point	Lv	8 55	
5 25	Ar Coquille	Lv	8 25	
5 56	Ar Coos Bay	Lv	▲ 7 40	

(C) VIA DRAIN AND REEDSPORT
(P.G.L. Bus) (Daily)
(Rail Tickets Honored)

▲ 3 35	▲ 2 35	Lv Eugene	Ar	▲ 12 30	▲ 9 58
4 43	3 48	Lv Drain	Lv	11 18	8 46
6 07	5 21	Lv Reedport	Lv	9 50	7 32
6 50	6 04	Lv North Bend	Lv	8 58	6 48
6 59	6 30	Ar Coos Bay	Lv	8 50	6 40
▲ 8 07	▲ 6 57	Ar Coquille	Lv	▲ 8 08	▲ 5 31

Table 90
REDDING, WEAVERVILLE, EUREKA
Eureka-Redding Stages

* 11 20	Lv Redding (79, 80)	Ar	4 30
12 50	Ar Weaverville	Lv	3 10
1 00	Lv Weaverville	Ar	3 00
5 45	Ar Eureka (187)	Lv	* 10 20

Table 91 (Rail Tickets Honored)
(A) CROCKETT, NAPA VALLEY, SONOMA VALLEY, GLEN ELLEN, SANTA ROSA (Daily)

0	Lv Crockett (S.P.Sta.)	†	Ar	
5	Ar Vallejo (P.G.L. Depot)		Lv	
▲ 6 15	5	Lv Vallejo (P.G.L. Depot)	Ar	▲ 6 10
6 40	18	Lv Imola (Napa State Hospital)	Ar	5 45
6 45	20	Ar Napa	Lv	5 40
6 45	20	Lv Napa	Ar	5 30
7 10	35	" Sonoma	"	5 05
7 17	38	" Boyes Springs	"	4 56
7 33	42	" Eldridge (Sonoma State Home)	"	4 45
7 35	43	" Glen Ellen	"	4 42
▲ 8 05	59	Ar Santa Rosa (5th & B Sts.)	Lv	▲ 4 10

(B) CROCKETT, ST. HELENA, CALISTOGA

0	Lv Crockett (S.P.Sta.)	†	Ar	
5	Ar Vallejo (P.G.L. Depot)		Lv	
▲ 3 15	5	Lv Vallejo (P.G.L. Depot)	Ar	▲ 9 10
3 45	9 45	20	Ar Napa	Ar
3 50	9 50	20	Lv Napa	Ar
4 08	10 08	29	" Yountville	"
4 25	10 25	39	" St. Helena	"
▲ 4 45	▲ 10 45	48	Ar Calistoga	Lv

TIMES SHOWN BELOW ARE STANDARD TIME

COAST LINE

SAN FRANCISCO - SANTA BARBARA - LOS ANGELES - DEL MONTE - MONTEREY - PACIFIC GROVE

NORTHBOUND		99	99-151	95	75	75-73	91
Lv Los Angeles (Un. Sta.)	* 7 15	* 7 15	* 6 45	* 8 00	* 8 00	* 12 01	
Lv Glendale (k)	7 35	7 35	7 05	8 20	8 20	12 25	
Lv Ventura			8 31	9 46	9 46	3 10	
Lv Santa Barbara	9 30	9 30	9 15	10 34	10 34	4 45	
Lv San Luis Obispo	11 51	11 51	11 46	1 15	1 15	8 35	
Lv Salinas	2 34	2 34	2 51	4 15	4 15	12 56	
Lv Watsonville Junction			3 22	4 48	4 48	1 39	
Ar San Jose	3 53	3 53	4 22	5 55	5 55	2 56	
Lv San Jose (No. 255)	4 10	* 4 15	* 4 40	5 00	5 00	6 20	
Ar Fruitvale	5 00					7 18	
Ar Oakland (Bus)		* 6 10	* 6 31	6 48	6 48		
Ar Oakland, Jack London Sq.	5 12					7 30	
Ar Oakland Pier	5 25					7 45	
Ar San Francisco (Mkt. St.)	5 50					8 15	
Lv San Jose	4 05	4 15	4 35	6 13	6 13	3 20	
Ar Palo Alto		4 42	4 56	6 39	6 39	3 39	
Ar Burlingame		5 12	5 10	6 59	6 59	3 59	
Ar San Francisco (3rd St.)	5 00	5 45	5 45	7 30	7 30	4 30	
Santa Fe Ry.	71	73	75	77	79	81	
Lv San Diego	5 30	9 00	11 15	4 00	6 30	10 00	
Ar Los Angeles	8 00	11 30	1 45	6 35	9 30	12 30	

Table 92
Please Reserve Seats in Advance on the "COAST" and "OAKLAND DAYLIGHTS" and "STARLIGHT"

NOTE A—SPECIAL SERVICE CHARGE
The Service Charge is \$1.00 (plus Federal Tax) for each chair car seat occupied by adult, or child of any age, between San Francisco or Oakland and Los Angeles; proportionate charges to and from intermediate points. (Tickets sold in advance will not be redeemable unless space reserved is released for resale not later than the day before departure of train. Tickets sold on day of departure will not be redeemable unless space reserved is released at least three (3) hours prior to departure of train.)

SOUTHBOUND		98	110-98	94	76	74-76	90
Lv San Francisco (3rd St.)	* 7 15	* 6 05	* 6 45	* 8 00			* 12 20
Lv Burlingame		6 35	7 10	8 25			1 21
Lv Palo Alto		7 08	7 27	8 42			1 50
Ar San Jose	8 06	7 40	7 49	9 03			
Lv San Francisco (Mkt. St.)							* 7 00
Lv Oakland Pier (No. 250)	* 6 25						7 30
Lv Oakland, Jack London Sq.	6 38						7 43
Lv Oakland (Bus)		* 6 05	* 6 00				
Lv Fruitvale	6 47						7 52
Ar San Jose	7 50	* 7 50	* 7 50				8 50
Lv San Jose	8 18	8 18	7 56	9 15	9 15	2 25	
Lv Watsonville Junction			9 04	10 27	10 27	4 40	
Lv Salinas	9 38	9 38	9 32	10 58	10 58	5 21	
Lv San Luis Obispo	12 28	12 28	12 37	2 30	2 30	9 27	
Ar Santa Barbara	2 41	2 41	3 00	4 58	4 58	12 50	
Ar Ventura			3 51	5 47	5 47	2 04	
Ar Glendale (k)	4 41	4 41	5 25	7 07	7 07	4 10	
Ar Los Angeles (Un. Sta.)	5 00	5 00	5 45	7 30	7 30	4 30	
Santa Fe Ry.	70	72	74	76	78	80	
Lv Los Angeles	9 45	9 00	12 30	4 30	8 00	11 15	
Ar San Diego	10 15	11 45	3 00	7 00	10 30	2 15	

No. 95 STARLIGHT (STREAMLINED). DAILY.
Streamlined Air-Conditioned Train. Please reserve seats in advance. Special service charge applicable in chair cars—See Note A above. Porter service. Radio. Pillow service available at nominal charge.
Chair Cars, Coffee Shop Snack Car (open all night), Tavern Car. Tickets Honored: Ask Agents. Baggage: No checked service to or from San Luis Obispo.

No. 99 COAST AND OAKLAND DAYLIGHTS.
Daily STREAMLINED Air-Conditioned Trains.
Streamlined Air-Conditioned Train. Please reserve seats in advance. Special service charge applicable in chair cars—See Note A above. Passenger Agent and Porter service. Radio. Chair Cars, Coffee Shop Car, Tavern Car, Parlor Car with one Drawing Room and Parlor-Observation Car (Railroad owned) Los Angeles to San Francisco.
Chair Car, Los Angeles to San Francisco. (Car P-16 on train 151 from San Jose to San Francisco.)
Chair Cars, Los Angeles to Oakland. (Cars O-13, O-14 on train 255 from San Jose to Oakland.)
Tickets Honored: Ask Agent. Baggage: No checked service to or from San Luis Obispo.

No. 91 DAILY.
Coaches: Los Angeles to San Francisco. No meal service.

No. 75 LARK (STREAMLINED). DAILY.
Public Telephone.
Full Lounge Car: ★ Los Angeles to San Francisco. (Radio).
Standard Sleepers: ★ Los Angeles to San Francisco. (Drawing-Rooms, Compartments, Bedrooms, Roomettes).
Dining Car: ★ (For Dinner and Breakfast). Tickets Honored: Ask Agents.
Baggage: No checked service to or from Glendale, Ventura, Santa Barbara, San Luis Obispo, Palo Alto or Burlingame.

No. 75-73 OAKLAND LARK (STREAMLINED). DAILY.
Standard Sleeper: ★ Los Angeles to Oakland Pier. (Bedrooms, Roomettes, Drawing-Room, Compartment).
Buffet-Lounge Sleeper: ★ Los Angeles to Oakland Pier. (Evening Buffet and Breakfast Service.)
Coach: San Jose to Oakland Pier. Tickets Honored: Ask Agents. Baggage: See Train 75.

No. 94 STARLIGHT (STREAMLINED). DAILY.
Streamlined Air-Conditioned Train. Please reserve seats in advance. Special service charge applicable in chair cars—See Note A above. Porter service. Radio. Pillow service available at nominal charge.
Chair Cars, Coffee Shop Snack Car (open all night), Tavern Car. Tickets Honored: Ask Agents. Baggage: No checked service to or from San Luis Obispo.

No. 98 COAST AND OAKLAND DAYLIGHTS.
Daily STREAMLINED Air-Conditioned Trains.
Streamlined Air-Conditioned Train. Please reserve seats in advance. Special service charge applicable in chair cars—See Note A above. Passenger Agent and Porter service. Radio. Chair Cars, Coffee Shop Car, Tavern Car, Parlor Car with one Drawing Room and Parlor-Observation Car (Railroad owned) San Francisco to Los Angeles.
Chair Car, San Francisco to Los Angeles. (Car P-16 on train 110 from San Francisco to San Jose.)
Chair Cars, Oakland to Los Angeles. (Cars O-13, O-14 on train 250 from Oakland to San Jose.)
Tickets Honored: Ask Agent. Baggage: No checked service to or from San Luis Obispo.

No. 90 DAILY.
Coaches: San Francisco to Los Angeles. No meal service.

No. 76 LARK (STREAMLINED). DAILY.
Public Telephone.
Full Lounge Car: ★ San Francisco to Los Angeles. (Radio).
Standard Sleepers: ★ San Francisco to Los Angeles. (Drawing-Rooms, Compartments, Bedrooms, Roomettes).
Dining Car: ★ (For Dinner and Breakfast). Tickets Honored: Ask Agents.
Baggage: No checked service to or from Glendale, Ventura, Santa Barbara, San Luis Obispo, Palo Alto or Burlingame.

No. 74-76 OAKLAND LARK (STREAMLINED). DAILY.
Standard Sleeper: ★ Oakland Pier to Los Angeles. (Bedrooms, Roomettes, Drawing-Room, Compartment).
Buffet-Lounge Sleeper: ★ (Evening Buffet and Breakfast Service): Oakland Pier to Los Angeles.
Coach: Oakland Pier to San Jose only. Tickets Honored: Ask Agents. Baggage: See Train 76.

San Francisco, San Jose, Del Monte, Pacific Grove
No. 73 Coaches and Smoker: ★ Parlor-Buffet Car: (Railroad Owned.) No. 77, San Francisco and Pacific Grove

READ DOWN				READ UP			
Starlight 94 & Bus	Del Monte 78	Daylight 98 & Bus	Mis. R.R.	Del Monte 77	Bus & Daylight 99		
* 6 45	* 6 45	* 3 00	* 7 15	0	5 00	5 00	
7 10	7 10	3 21		9 05			
7 27	7 27	3 37		8 44			
7 56	7 56	4 06	8 18	8 18	3 53	3 53	
9 04	9 04	5 12		7 17			
		5 25		6 59			
9 32	9 32		9 38	9 38			
9 45		9 45		107	2 34	2 34	
				114	2 30		
				115			
				119			
				121			
				122			
				121			
				122			
				124			

Los Angeles, Santa Barbara, Del Monte, Monterey, Pacific Grove

READ DOWN				READ UP			
Lark 75 & Bus	Starlight 95 & Bus	Daylight 99 & Bus	Mis.	Bus & Starlight 94	Lark 76	Bus & Daylight 98	
* 8 20	* 6 45	* 7 15	0	5 45	7 30	5 00	
8 20	7 05	7 35	6	5 25	7 07	4 41	
	8 12		66	4 07			
	8 31		76	3 51	5 47		
	9 46	9 15	103	3 00	4 58	2 41	
	1 15	11 45	222	2 30	2 30	12 28	
		m1.04	258	11 19			
	4 15	2 51	356	9 32	10 58	9 38	
	4 50	4 50	356	9 20	10 35	9 26	
			362				
			366				
			375				
			377				
			380				
			382				

All PM time in dark face figures.
★—Regularly assigned cars are air-conditioned.
*—Daily. #—Union Station. ▲—Pacific Greyhound Bus.
■—Peerless Stages - Oakland Depot—20th and San Pablo, San Pablo, San Jose-S. P. Sta. Connections made with Coast Daylight, Starlight and Lark. (Rail tickets honored.)
†—Rail Tickets also honored on Bay Rapid Transit Co. Bus between Monterey and Pacific Grove.
—Stops on flag to entrain pay passengers for Santa Barbara or beyond; also detrain from San Jose or beyond.
—Daily except Sundays and Holidays.
—Stops on flag to entrain pay passengers for Watsonville Jet., or beyond.
—Stops daily except Sundays and Holidays and flag stop on Sundays and Holidays.
f—Flag stop to entrain or detrain passengers.
k—Stops on flag to entrain pay passengers for Gilroy or beyond.
k—Gateway to Hollywood, Beverly Hills, Santa Monica and Pasadena. Taxi service available.
m—Stops on flag to entrain pay passengers for San Jose or beyond; also detrain from Santa Barbara or beyond.
z—Frequent Pacific Greyhound Bus Service between Salinas (P.G.L. Station) Seaside and Fort Ord. Rail tickets honored.

TIMES SHOWN BELOW ARE STANDARD TIME COAST LINE

SAN FRANCISCO - OAKLAND - SAN JOSE - SALINAS - SANTA BARBARA - VENTURA - LOS ANGELES

SOUTHBOUND																																																																																																																																																																																																																																																																																																																																																																											
Elev	Table 95	Coast Day-light		Star-light	Oakland Lark		S. F. Lark		Del Monte																																																																																																																																																																																																																																																																																																																																																																		
		No. 98	No. 94		No. 74	No. 76	No. 90	No. 78																																																																																																																																																																																																																																																																																																																																																																			
		Mis.	Daily	Daily	74-76	Daily	Daily	Daily	Daily																																																																																																																																																																																																																																																																																																																																																																		
13	Lv San Francisco (3rd St.)	0	7 15	6 45			8 00	12 20																																																																																																																																																																																																																																																																																																																																																																			
27	" Burlingame	16		7 10			8 23		3 21																																																																																																																																																																																																																																																																																																																																																																		
23	" San Mateo	18						12 52																																																																																																																																																																																																																																																																																																																																																																			
21	" Redwood City	25						1 12																																																																																																																																																																																																																																																																																																																																																																			
61	" Palo Alto	30		7 27			8 42	1 21																																																																																																																																																																																																																																																																																																																																																																			
99	Ar San Jose	47	8 06	7 49			9 03	1 50																																																																																																																																																																																																																																																																																																																																																																			
<table border="1" style="width: 100%; border-collapse: collapse;"> <tr> <th colspan="2">No. 250</th> <th colspan="2">Bus*</th> <th colspan="2">No. 74</th> </tr> <tr> <td></td> <td>To</td> <td></td> <td></td> <td></td> <td></td> </tr> <tr> <td>8</td> <td>Lv San Francisco Market St.</td> <td>0</td> <td></td> <td>7 00</td> <td></td> </tr> <tr> <td>11</td> <td>" Oakland Pier</td> <td>4</td> <td>6 25</td> <td>No. 94</td> <td>7 30</td> </tr> <tr> <td>9</td> <td>" Oakland, Jack</td> <td></td> <td></td> <td></td> <td></td> </tr> <tr> <td>9</td> <td>" London Square</td> <td>7</td> <td>6 38</td> <td></td> <td>7 43</td> </tr> <tr> <td>31</td> <td>" Oakland (Bus*)</td> <td>7</td> <td>6 05</td> <td></td> <td>6 00</td> </tr> <tr> <td>99</td> <td>Ar San Jose (103)</td> <td>47</td> <td>7 50</td> <td></td> <td>7 52</td> </tr> <tr> <td colspan="2">No. 98</td> <td colspan="2">No. 94</td> <td colspan="2">No. 76</td> </tr> <tr> <td>99</td> <td>Lv San Jose</td> <td>47</td> <td>8 18</td> <td>7 56</td> <td>9 15</td> </tr> <tr> <td>344</td> <td>" Morganhill</td> <td>67</td> <td></td> <td></td> <td>9 15</td> </tr> <tr> <td>193</td> <td>" Gilroy (106)</td> <td>77</td> <td></td> <td></td> <td></td> </tr> <tr> <td>138</td> <td>" Sargent</td> <td>83</td> <td></td> <td></td> <td></td> </tr> <tr> <td>22</td> <td>Ar Watsonville Junction</td> <td>97</td> <td></td> <td>8 56</td> <td>10 20</td> </tr> <tr> <td>21</td> <td>Lv Watsonville Junction</td> <td>97</td> <td></td> <td>9 04</td> <td>10 27</td> </tr> <tr> <td>22</td> <td>Ar Castroville (93)</td> <td>107</td> <td></td> <td></td> <td></td> </tr> <tr> <td>21</td> <td>Lv Castroville</td> <td>107</td> <td></td> <td></td> <td></td> </tr> <tr> <td>45</td> <td>Lv Salinas (93, 94)</td> <td>114</td> <td>9 38</td> <td>9 32</td> <td>10 58</td> </tr> <tr> <td>103</td> <td>" Chualar</td> <td>125</td> <td></td> <td></td> <td>10 58</td> </tr> <tr> <td>127</td> <td>" Gonzales</td> <td>131</td> <td></td> <td></td> <td></td> </tr> <tr> <td>184</td> <td>" Soledad</td> <td>140</td> <td></td> <td></td> <td></td> </tr> <tr> <td>235</td> <td>" Metz</td> <td>148</td> <td></td> <td></td> <td></td> </tr> <tr> <td>334</td> <td>" King City</td> <td>160</td> <td></td> <td></td> <td></td> </tr> <tr> <td>339</td> <td>" San Lucas</td> <td>163</td> <td></td> <td></td> <td></td> </tr> <tr> <td>457</td> <td>" San Ardo</td> <td>179</td> <td></td> <td></td> <td></td> </tr> <tr> <td>541</td> <td>" Bradley</td> <td>192</td> <td></td> <td></td> <td></td> </tr> <tr> <td>617</td> <td>" San Miguel</td> <td>203</td> <td></td> <td></td> <td></td> </tr> <tr> <td>724</td> <td>" Paso Robles</td> <td>212</td> <td></td> <td></td> <td></td> </tr> <tr> <td>775</td> <td>" Tempton</td> <td>218</td> <td></td> <td></td> <td></td> </tr> <tr> <td>833</td> <td>" Atascadero</td> <td>223</td> <td></td> <td></td> <td></td> </tr> <tr> <td>998</td> <td>" Santa Margarita</td> <td>232</td> <td></td> <td></td> <td></td> </tr> <tr> <td>248</td> <td>Ar San Luis Obispo</td> <td>248</td> <td>12 23</td> <td>12 27</td> <td>2 22</td> </tr> <tr> <td>340</td> <td>Lv San Luis Obispo</td> <td>248</td> <td>12 28</td> <td>12 37</td> <td>2 30</td> </tr> <tr> <td>28</td> <td>" Pismo</td> <td>259</td> <td></td> <td></td> <td></td> </tr> <tr> <td>20</td> <td>" Oceano</td> <td>262</td> <td></td> <td></td> <td></td> </tr> <tr> <td>82</td> <td>" Guadalupe</td> <td>273</td> <td></td> <td></td> <td></td> </tr> <tr> <td>285</td> <td>" Casimiala</td> <td>284</td> <td></td> <td></td> <td></td> </tr> <tr> <td>212</td> <td>" Tangair</td> <td>293</td> <td></td> <td></td> <td></td> </tr> <tr> <td>50</td> <td>" Surf</td> <td>299</td> <td></td> <td></td> <td></td> </tr> <tr> <td>205</td> <td>" Arlight</td> <td>307</td> <td></td> <td></td> <td></td> </tr> <tr> <td>110</td> <td>" Concepcion</td> <td>321</td> <td></td> <td></td> <td></td> </tr> <tr> <td>96</td> <td>" Gaviota</td> <td>336</td> <td></td> <td></td> <td></td> </tr> <tr> <td>95</td> <td>" Naples</td> <td>351</td> <td></td> <td></td> <td></td> </tr> <tr> <td>42</td> <td>" Goleta</td> <td>359</td> <td></td> <td></td> <td></td> </tr> <tr> <td>15</td> <td>" Santa Barbara</td> <td>367</td> <td>2 41</td> <td>3 00</td> <td>4 58</td> </tr> <tr> <td>75</td> <td>Lv Santa Barbara</td> <td>367</td> <td>2 46</td> <td>3 07</td> <td>5 05</td> </tr> <tr> <td>15</td> <td>" Carpinteria</td> <td>377</td> <td></td> <td></td> <td></td> </tr> <tr> <td>51</td> <td>" Ventura (107)</td> <td>394</td> <td></td> <td>3 51</td> <td>5 47</td> </tr> <tr> <td>98</td> <td>" Montalvo</td> <td>399</td> <td></td> <td></td> <td></td> </tr> <tr> <td>53</td> <td>" Oxnard</td> <td>404</td> <td></td> <td>4 07</td> <td></td> </tr> <tr> <td>148</td> <td>" Camarillo</td> <td>413</td> <td></td> <td></td> <td></td> </tr> <tr> <td>516</td> <td>" Moorpark</td> <td>423</td> <td></td> <td></td> <td></td> </tr> <tr> <td>971</td> <td>" Santa Susana</td> <td>434</td> <td></td> <td></td> <td></td> </tr> <tr> <td>1127</td> <td>" Hasson</td> <td>437</td> <td></td> <td></td> <td></td> </tr> <tr> <td>810</td> <td>" Chatsworth</td> <td>442</td> <td></td> <td></td> <td></td> </tr> <tr> <td>95</td> <td>" Northridge</td> <td>446</td> <td></td> <td></td> <td></td> </tr> <tr> <td>584</td> <td>" Burbank</td> <td>459</td> <td></td> <td></td> <td></td> </tr> <tr> <td>432</td> <td>" Glendale (p)</td> <td>464</td> <td>4 41</td> <td>5 25</td> <td>7 07</td> </tr> <tr> <td>297</td> <td>Ar Los Angeles (Un. Sta.)</td> <td>470</td> <td>5 00</td> <td>5 45</td> <td>7 30</td> </tr> </table>										No. 250		Bus*		No. 74			To					8	Lv San Francisco Market St.	0		7 00		11	" Oakland Pier	4	6 25	No. 94	7 30	9	" Oakland, Jack					9	" London Square	7	6 38		7 43	31	" Oakland (Bus*)	7	6 05		6 00	99	Ar San Jose (103)	47	7 50		7 52	No. 98		No. 94		No. 76		99	Lv San Jose	47	8 18	7 56	9 15	344	" Morganhill	67			9 15	193	" Gilroy (106)	77				138	" Sargent	83				22	Ar Watsonville Junction	97		8 56	10 20	21	Lv Watsonville Junction	97		9 04	10 27	22	Ar Castroville (93)	107				21	Lv Castroville	107				45	Lv Salinas (93, 94)	114	9 38	9 32	10 58	103	" Chualar	125			10 58	127	" Gonzales	131				184	" Soledad	140				235	" Metz	148				334	" King City	160				339	" San Lucas	163				457	" San Ardo	179				541	" Bradley	192				617	" San Miguel	203				724	" Paso Robles	212				775	" Tempton	218				833	" Atascadero	223				998	" Santa Margarita	232				248	Ar San Luis Obispo	248	12 23	12 27	2 22	340	Lv San Luis Obispo	248	12 28	12 37	2 30	28	" Pismo	259				20	" Oceano	262				82	" Guadalupe	273				285	" Casimiala	284				212	" Tangair	293				50	" Surf	299				205	" Arlight	307				110	" Concepcion	321				96	" Gaviota	336				95	" Naples	351				42	" Goleta	359				15	" Santa Barbara	367	2 41	3 00	4 58	75	Lv Santa Barbara	367	2 46	3 07	5 05	15	" Carpinteria	377				51	" Ventura (107)	394		3 51	5 47	98	" Montalvo	399				53	" Oxnard	404		4 07		148	" Camarillo	413				516	" Moorpark	423				971	" Santa Susana	434				1127	" Hasson	437				810	" Chatsworth	442				95	" Northridge	446				584	" Burbank	459				432	" Glendale (p)	464	4 41	5 25	7 07	297	Ar Los Angeles (Un. Sta.)	470	5 00	5 45	7 30
No. 250		Bus*		No. 74																																																																																																																																																																																																																																																																																																																																																																							
	To																																																																																																																																																																																																																																																																																																																																																																										
8	Lv San Francisco Market St.	0		7 00																																																																																																																																																																																																																																																																																																																																																																							
11	" Oakland Pier	4	6 25	No. 94	7 30																																																																																																																																																																																																																																																																																																																																																																						
9	" Oakland, Jack																																																																																																																																																																																																																																																																																																																																																																										
9	" London Square	7	6 38		7 43																																																																																																																																																																																																																																																																																																																																																																						
31	" Oakland (Bus*)	7	6 05		6 00																																																																																																																																																																																																																																																																																																																																																																						
99	Ar San Jose (103)	47	7 50		7 52																																																																																																																																																																																																																																																																																																																																																																						
No. 98		No. 94		No. 76																																																																																																																																																																																																																																																																																																																																																																							
99	Lv San Jose	47	8 18	7 56	9 15																																																																																																																																																																																																																																																																																																																																																																						
344	" Morganhill	67			9 15																																																																																																																																																																																																																																																																																																																																																																						
193	" Gilroy (106)	77																																																																																																																																																																																																																																																																																																																																																																									
138	" Sargent	83																																																																																																																																																																																																																																																																																																																																																																									
22	Ar Watsonville Junction	97		8 56	10 20																																																																																																																																																																																																																																																																																																																																																																						
21	Lv Watsonville Junction	97		9 04	10 27																																																																																																																																																																																																																																																																																																																																																																						
22	Ar Castroville (93)	107																																																																																																																																																																																																																																																																																																																																																																									
21	Lv Castroville	107																																																																																																																																																																																																																																																																																																																																																																									
45	Lv Salinas (93, 94)	114	9 38	9 32	10 58																																																																																																																																																																																																																																																																																																																																																																						
103	" Chualar	125			10 58																																																																																																																																																																																																																																																																																																																																																																						
127	" Gonzales	131																																																																																																																																																																																																																																																																																																																																																																									
184	" Soledad	140																																																																																																																																																																																																																																																																																																																																																																									
235	" Metz	148																																																																																																																																																																																																																																																																																																																																																																									
334	" King City	160																																																																																																																																																																																																																																																																																																																																																																									
339	" San Lucas	163																																																																																																																																																																																																																																																																																																																																																																									
457	" San Ardo	179																																																																																																																																																																																																																																																																																																																																																																									
541	" Bradley	192																																																																																																																																																																																																																																																																																																																																																																									
617	" San Miguel	203																																																																																																																																																																																																																																																																																																																																																																									
724	" Paso Robles	212																																																																																																																																																																																																																																																																																																																																																																									
775	" Tempton	218																																																																																																																																																																																																																																																																																																																																																																									
833	" Atascadero	223																																																																																																																																																																																																																																																																																																																																																																									
998	" Santa Margarita	232																																																																																																																																																																																																																																																																																																																																																																									
248	Ar San Luis Obispo	248	12 23	12 27	2 22																																																																																																																																																																																																																																																																																																																																																																						
340	Lv San Luis Obispo	248	12 28	12 37	2 30																																																																																																																																																																																																																																																																																																																																																																						
28	" Pismo	259																																																																																																																																																																																																																																																																																																																																																																									
20	" Oceano	262																																																																																																																																																																																																																																																																																																																																																																									
82	" Guadalupe	273																																																																																																																																																																																																																																																																																																																																																																									
285	" Casimiala	284																																																																																																																																																																																																																																																																																																																																																																									
212	" Tangair	293																																																																																																																																																																																																																																																																																																																																																																									
50	" Surf	299																																																																																																																																																																																																																																																																																																																																																																									
205	" Arlight	307																																																																																																																																																																																																																																																																																																																																																																									
110	" Concepcion	321																																																																																																																																																																																																																																																																																																																																																																									
96	" Gaviota	336																																																																																																																																																																																																																																																																																																																																																																									
95	" Naples	351																																																																																																																																																																																																																																																																																																																																																																									
42	" Goleta	359																																																																																																																																																																																																																																																																																																																																																																									
15	" Santa Barbara	367	2 41	3 00	4 58																																																																																																																																																																																																																																																																																																																																																																						
75	Lv Santa Barbara	367	2 46	3 07	5 05																																																																																																																																																																																																																																																																																																																																																																						
15	" Carpinteria	377																																																																																																																																																																																																																																																																																																																																																																									
51	" Ventura (107)	394		3 51	5 47																																																																																																																																																																																																																																																																																																																																																																						
98	" Montalvo	399																																																																																																																																																																																																																																																																																																																																																																									
53	" Oxnard	404		4 07																																																																																																																																																																																																																																																																																																																																																																							
148	" Camarillo	413																																																																																																																																																																																																																																																																																																																																																																									
516	" Moorpark	423																																																																																																																																																																																																																																																																																																																																																																									
971	" Santa Susana	434																																																																																																																																																																																																																																																																																																																																																																									
1127	" Hasson	437																																																																																																																																																																																																																																																																																																																																																																									
810	" Chatsworth	442																																																																																																																																																																																																																																																																																																																																																																									
95	" Northridge	446																																																																																																																																																																																																																																																																																																																																																																									
584	" Burbank	459																																																																																																																																																																																																																																																																																																																																																																									
432	" Glendale (p)	464	4 41	5 25	7 07																																																																																																																																																																																																																																																																																																																																																																						
297	Ar Los Angeles (Un. Sta.)	470	5 00	5 45	7 30																																																																																																																																																																																																																																																																																																																																																																						

NORTHBOUND									
Elev	Table 96	Coast Day-light		Star-light	S. F. Lark		Oakland Lark		No. 91
		No. 99	No. 95		No. 75	No. 73	No. 91	No. 77	
		Mis.	Daily	Daily	Daily	Daily	Daily	Daily	Daily
13	Lv Los Angeles (Un. Sta.)	0	7 15	6 45	8 00	8 00			12 01
27	" Glendale (p)	6	7 35	7 05	8 20	8 20			12 26
23	" Burbank	11							
21	" Northridge	24							12 55
61	" Chatsworth	28							1 05
99	" Hasson	33							1 14
	" Santa Susana	36							1 23
	" Moorpark	47							1 46
	" Camarillo	57							2 13
	" Oxnard	66		8 12					2 25
	" Montalvo	71							2 44
	" Ventura (107)	76		8 31	9 46	9 46			3 10
	" Carpinteria	93							3 55
	Ar Santa Barbara	103	9 25	9 10	10 27	10 27			4 20
	Lv Santa Barbara	103	9 30	9 15	10 34	10 34			4 45
	" Goleta	111							5 01
	" Naples	119							5 12
	" Gaviota	135							5 32
	" Concepcion	149							5 50
	" Arlight	163							5 50
	" Surf	171							
	" Tangair	177			11 53	11 53			6 29
	" Casimiala	186							6 37
	" Guadalupe	197							6 48
	" Oceano	208			12 29	12 29			7 25
	" Pismo	211							7 47
	Ar San Luis Obispo	222	11 43	11 35	1 05	1 05			8 10
	Lv San Luis Obispo	222	11 51	11 45	1 15	1 15			8 38
	" Santa Margarita	238							9 20
	" Atascadero	247							9 43
	" Tempton	252							9 58
	" Paso Robles	258							10 13
	" San Miguel	267							10 30
	" Bradley	278							11 05
	" San Ardo	291							11 36
	" San Lucas	302							11 29
	" King City	310							11 36
	" Metz	320							12 03
	" Soledad	332							12 03
	" Gonzales	339							12 14
	" Chualar	345							12 23
	" Salinas (93, 94)	356	2 34	2 51	4 15	4 15			12 56
	Ar Castroville (93)	364							1 07
	Lv Castroville	364							1 07
	Ar Watsonville Junction	374		3 15	4 40	4 40			1 22
	Lv Watsonville Junction	374		3 22	4 48	4 48			1 39
	" Sargent	387							
	" Gilroy (106)	393							2 14
	" Morganhill	403							2 30
	Ar San Jose	423	3 53	4 22	5 55	5 55			3 18
	Lv San Jose	423	4 05	4 35	6 13				3 20
	" Palo Alto	440		4 56	6 39				3 39
	" Redwood City	445							3 47
	" San Mateo	452							3 55
	" Burlingame	454		5 10	6 59				3 59
	Ar San Francisco (3rd St.)	470	5 00	5 45	7 30				4 30
	Train Numbers		99	95	75	75-73	91		77

Now! Faster Lark Schedule!

Lv. San Francisco 8:00 p.m. • Ar. Los Angeles 7:30 a.m.
Lv. Los Angeles 8:00 p.m. • Ar. San Francisco 7:30 a.m.

EASY TRAIN-TO-TRAIN BAGGAGE TRANSFER
Pullman patrons arriving in Los Angeles, San Francisco, Oakland and leaving same day on another train may have their hand luggage transferred directly to their out-going train. Ask Red Cap porter.

OAKLAND CONNECTIONS

Elev	Table 97	No. 255		Bus		No. 73	
		Mis.	Daily	Daily	Daily	Daily	Daily
297	Lv Los Angeles (Un. Sta.)	0	7 45	9 00	12 30	4 30	8 00
13	Ar San Diego	128	10 15	11 45	3 00	7 00	10 30

SAN DIEGO TO LOS ANGELES—A. T. & S. F. Ry. Daily

Elev	Table 97	No. 255		Bus		No. 73	
		Mis.	Daily	Daily	Daily	Daily	Daily
297	Lv Los Angeles (Un. Sta.)	0	7 45	9 00	12 30	4 30	8 00
13	Ar San Diego	128	10 15	11 45	3 00	7 00	10 30

Bus and Taxi service available between Southern Pacific Ferry Station and Third Street Station, San Francisco. Approximate distance 1 1/4 miles

LOS ANGELES TO SAN DIEGO—A. T. & S. F. Ry. Daily

All PM time in dark faced figures. ▲—Pacific Greyhound Bus.
 *—Daily. Δ—Air Mail dispatched.
 ■—Peerless Stages, Oakland Depot—20th and San Pablo, San Jose-S. P. Sta. (Rail Tickets Honored. See side note).
 ●—Stops on flag to detain pay pass. from Glendale or beyond.
 ○—Stops on flag to detain pay passengers for Watsonville Jet. or beyond.
 □—Stops on flag to detain pay passengers for Santa Barbara or beyond; also detrain from San Jose or beyond.
 ◇—Stops on flag to detain pay passengers for San Jose or beyond; also detrain from Santa Barbara or beyond.
 △—Flag stop to entrain or detrain passengers.
 ▽—Daily except Sundays and Holidays.
 ▽—Stops on flag to detain pay passengers for Santa Barbara and beyond; also detrain from Salinas and beyond.

■—Stops on flag to entrain pay passengers for Glendale or beyond.
 ▽—Stops on flag to entrain pay passengers for Gilroy or beyond.
 ▽—Gateway to Hollywood, Beverly Hills, Santa Monica and Pasadena. Taxi service available.
 ▽—Stops daily except Sundays and Holidays and flag stop on Sundays and Holidays.

■ Rail tickets honored on Peerless Stages between Oakland and San Jose connecting with "Coast Daylight," "Starlight," and "Lark."

TIMES SHOWN BELOW ARE STANDARD TIME

COAST LINE

SAN FRANCISCO - LOS GATOS - SANTA CRUZ • SANTA CRUZ - SANTA BARBARA - LOS ANGELES

San Francisco, San Jose, Los Gatos, Santa Cruz

(Consult Agent for additional schedules)
(Rail Tickets Honored)

Table 98

Train No. 152 & Bus (e)	Train No. 132 & Bus (c)	Train No. 78 & Bus Daily	Train No. 116 & Bus Daily	Train No. 114 & Bus (g)	Train No. 110 & Bus Daily	M I	Train No. 129 (e)	Bus & Train No. 139 (e)	Bus & Train No. 145	Bus & Train No. 151 Daily	Bus & Train No. 155 Daily	
6 15	4 17	3 00	12 40	10 00	6 05	0	Lv San Francisco (3rd) Ar	7 20	8 55	2 00	5 45	8 55
6 45			1 06	10 33	6 35	16	" Burlingame " Ar	8 30	1 29	5 12	8 25	
6 49			1 10	10 39	6 39	18	" San Mateo " Ar	8 27	1 25	5 08	8 21	
7 04			1 24	10 59	6 55	25	" Redwood City " Ar	6 41	8 15	1 11	4 52	8 06
7 10	4 52		1 32	11 06	7 03	28	" Menlo Park " Ar			1 04	4 45	7 59
7 13		3 37	1 36	11 17	7 08	30	" Palo Alto " Ar		8 06	1 01	4 42	7 57
7 16			1 39	11 20	7 11	32	Ar California Ave. Ar	6 29	8 02	12 58	4 39	7 54
7 23			1 45	11 28	7 18	36	" Mountain View " Ar		7 56	12 51	4 33	7 47
7 34			1 57	11 44	7 31	44	" Santa Clara " Ar			12 39	4 20	7 30
7 40		3 59	2 02	11 50	7 40	47	Ar San Jose Ar			12 35	4 15	7 25
7 45		4 00	2 25	12 30	8 40	47	Lv San Jose (P.G.L. Sta.) Ar		6 55	12 20	3 35	6 55
7 50		4 05		12 35	8 45	47	Lv San Jose (S.P. Sta.) Ar					
8 04			2 45	12 50	8 59	51	Ar Campbell Ar				3 16	6 38
							Lv California Ave. Ar	6 24				
	5 12						" Los Altos " Ar	6 12				
	5 25						" Monta Vista " Ar	5 58				
	5 33						" Congress Junction " Ar	5 49				
	5 40						" Vasona Junction " Ar	5 44				
	5 50						Ar Los Gatos (S.P. Sta.) Ar	5 38				
8 15		4 35	2 57	1 02	9 20	51	Ar Los Gatos (P.G.L. Sta.) Ar	6 15	11 50	3 05	5 25	
8 16		4 45	3 07	1 12	9 30	51	Lv Los Gatos (P.G.L. Sta.) Ar	6 12	11 40	2 55	5 20	
8 50		5 27	3 50	1 55	10 06	76	Ar Santa Cruz (P.G.L. Sta.) Ar	5 30	11 00	2 15	4 40	
						76	Ar Santa Cruz (S.P. Sta.) Ar					

Table 99

San Jose, Los Gatos, Santa Cruz
Peerless Stages—Rail Tickets Honored

Lv San Jose (P. G. L. Station)	e 6 20	* 8 40	12 00	12 30	1 00	g 1 50	e 2 15	4 00	7 45
Lv San Jose (S. P. Station)		8 45	12 35				4 05	7 50	
Ar Los Gatos (P. G. L. Station)	6 45	9 20	12 40	1 02	1 40	2 25	2 55	4 35	8 15
Ar Santa Cruz (P. G. L. Station)	7 23	10 06	1 55				3 40	5 27	8 50
Ar Santa Cruz (S. P. Station)									
Lv Santa Cruz (S. P. Station)		e 5 30	* 8 10	11 05	2 15	* 4 40	* 7 15		
Lv Santa Cruz (P. G. L. Station)		6 15	8 55	11 55	3 05	5 25	7 57		
Lv Los Gatos (P. G. L. Station)							8 25		
Ar San Jose (S. P. Station)		6 50	6 55	9 25	12 25	3 35	8 30		
Ar San Jose (P. G. L. Station)									

Table 100

San Francisco, Los Altos, Cupertino, San Jose
Palo Alto Transit Co.

Lv San Francisco (3rd St.)	S. P.	* 7 25	10 00	12 40	d 2 00	e 3 05	* 3 20
Ar Palo Alto	"	8 24	11 17	1 36	3 09	4 02	4 22
Lv Palo Alto	P. A. T.	7 00	8 35	11 18	1 45	e 3 15	e 4 10
Lv California Ave.	"	7 04	8 39	11 22	1 49	3 19	4 14
Lv Los Altos	"	7 14	8 51	11 34	2 01	3 31	4 26
Ar Cupertino	"	7 34	9 12	11 55	2 22	3 52	4 48
Ar San Jose	"	8 05	9 43	12 26	2 53	4 23	5 18
Lv San Jose	P. A. T.	6 55	10 00	12 30	e 1 55	e 3 15	
Lv Cupertino	"	7 23	10 28	12 58	2 25	3 45	
Lv Los Altos	"	6 34	7 44	10 49	1 19	2 44	4 06
Lv California Ave.	"	6 49	7 56	11 01	1 31	2 56	4 18
Ar Palo Alto	"	6 55	8 00	11 05	1 35	3 00	4 22
Lv Palo Alto	S. P. J.	7 18	8 06	11 28	e 1 36	e 3 21	* 4 42
Ar San Francisco (3rd St.)	"	8 18	8 55	12 25	3 00	4 20	5 45

Table 101

San Francisco, Oakland, Fruitvale, San Jose

74 Daily	250 Daily	Mls.	(Via Newark)	73 Daily	255 Daily
7 00		0	Lv San Francisco (Market St.) Ar	8 15	5 50
7 30	6 25	4	Lv Oakland Pier (Ferry) Ar	7 45	5 25
7 43	6 38	7	Lv Oakland, Jack London Sq. Ar	7 30	5 12
7 52	6 47	10	" Fruitvale " Ar	7 18	5 00
	7 18	31	" Newark " Ar		4 32
		39	" Alviso " Ar	6 34	
i 8 35	j 7 38	42	" Agnew " Ar	6 31	j 4 20
8 50	7 50	47	Ar San Jose Ar	6 20	4 10

Table 102

Monterey, Carmel
Bay Rapid Transit Company
(Purchase Tickets to Monterey only).

Daily Bus—15 minutes running time—
(Tables 93, 94)
Lv Monterey for Carmel 5:40AM, thence
approximately every hour until 10:00PM.
Lv Carmel for Monterey 6:05AM, thence
approximately every hour until 10:15PM.

Table 103 Oakland, San Jose

Peerless Stages—Rail Tickets Honored

* 6 00	6 05	Lv Oakland (20th & San Pablo) Ar	6 31	6 10	10 15
6 15	6 20	Lv Fruitvale (3285 E. 14th St.) Ar	6 13	6 55	f
6 29	6 34	Lv San Leandro (277 W. Estudillo St.) Ar	5 58	5 40	f
6 45	6 47	Lv Hayward (B and Watkins Sts.) Ar	5 44	6 25	9 30
7 50	7 50	Ar San Jose (S.P. Station) Ar	4 40	4 15	8 25

Connections made at San Jose with "Coast Daylight," "Starlight" and "Lark."

Santa Cruz, Santa Barbara, Los Angeles
(Via Salinas)

READ DOWN			Table 104		READ UP	
Pacific Greyhound Bus (Rail tickets honored)			Pacific Greyhound Bus (Rail tickets honored)		Pacific Greyhound Bus (Rail tickets honored)	
		7 50	Lv Santa Cruz (S.P. Sta.) Ar	4 20	7 40	7 40
	7 30	8 00	Lv Santa Cruz (P.G.L. Sta.) Ar	4 09	7 40	7 40
	8 08	8 32	Lv Watsonville (P.G.L. Sta.) Ar	3 30	7 05	7 05
	8 41	9 17	Ar Salinas (S.P. Sta.) Ar	2 45	6 18	6 18
94	76	98	TRAIN NUMBER	99	95	75
	9 32	10 58	Lv Salinas Ar	2 34	2 51	4 15
	3 09	4 58	Ar Santa Barbara Ar	9 30	9 14	10 34
	5 45	7 30	6 00	Ar Los Angeles S.P. Ar	7 15	6 45

Table 106

Gilroy, Hollister
(Rail Tickets Honored)—Pacific Greyhound Bus—Daily

0	Lv Gilroy (95, 96)	11 15	5 05	8 02		
14	Ar Hollister	12 15	5 50	8 40		
0	Lv Hollister	7 20	12 20	6 00		
14	Ar Gilroy (95, 96)	8 00	1 19	6 49		

Table 107 Ventura, Ojai

Citizens Transit Lines, Ventura Office—522 E. Santa Clara
(Purchase tickets to Ventura only)

35 minutes running time—(Tables 95, 96)

Lv Ventura for Ojai, 6:10, 8:05, 9:35, 12:15, 2:20, 4:40, 9:45.
Lv Ojai for Ventura, 7:05, 8:50, 10:20, 11:00, 3:30, 5:25, 10:20.

All PM time in dark faced figures.

*—Daily. —P.G.L. Station. —Peerless Stages.

—P.G.L. Bus "On Call" at S. P. Station.

a—New Year's Day, Washington's Birthday, Decoration Day, July Fourth, Labor Day, Thanksgiving and Christmas.

b—Sundays and Holidays only.

c—Daily except Saturday.

d—Daily except Sunday.

e—Daily except Saturdays, Sundays & Holidays (a).

f—Flag stop to receive or discharge passengers.

g—Daily except Sundays and Holidays (a).

h—Saturdays only. Does not operate Holidays (a).

i—Stops on flag, Sundays only.

k—Flag stop to receive passengers to Fruitvale and beyond; also discharge passengers from San Jose and beyond.

n—On call San Jose S.P. Station.

TIMES SHOWN BELOW ARE STANDARD TIME

SAN JOAQUIN VALLEY LINE

SAN FRANCISCO - OAKLAND - BERKELEY - FRESNO - BAKERSFIELD - LOS ANGELES • PORTLAND - DUNSMUIR - LOS ANGELES

NORTHBOUND	51 Daily	51-53 Daily	57 Daily	59 Daily		
Lv Los Angeles (Un. Sta.)	6 25	6 25	6 05	6 35		
Lv Glendale (a)	6 45	6 45	6 25	6 55		
Lv Bakersfield	11 32	11 32	11 30	12 16		
Lv Tulare	12 38	12 38	12 39	1 46		
Lv Fresno	1 45	1 45	2 15	3 10		
Lv Madera	2 10	2 10	b	3 37		
Lv Merced	2 47	2 47	b	4 22		
Lv Modesto	3 35	3 35	b	5 13		
Lv Lathrop			b			
Ar Stockton		4 45		6 02		
Ar Lodi		5 05		6 25		
Ar Sacramento		6 00		7 20		
Ar Tracy	4 20		4 43			
Lv Tracy	4 25		4 55			
Ar Martinez	5 20		5 53			
Ar Richmond	6 06		6 38			
Ar Berkeley	6 20		6 53			
Ar Oakland (16th St.)	6 31		7 03			
Ar Oakland Pier (Ferry)	6 45		7 15			
Ar San Francisco (Mkt. St.)	7 20		7 50			
Santa Fe Ry.	71	73	75	77	79	81
Lv San Diego	5 38	9 00	11 15	4 00	6 30	10 00
Ar Los Angeles (Un. Sta.)	8 00	11 30	1 45	6 35	9 30	12 30

Table 108

RIDE THE DOME LOUNGE

on the San Joaquin Daylight

Travel through the bountiful San Joaquin Valley and over the rugged Tehachapis between San Francisco and Los Angeles.

SOUTHBOUND	52 Daily	54-52 Daily	58 Daily	60 Daily		
Lv San Francisco (Mkt. St.)	6 15		8 30			
Lv Oakland Pier (Ferry)	6 50		9 05			
Lv Oakland (16th St.)	6 57		9 14			
Lv Berkeley	7 05		9 23			
Lv Richmond	7 14		9 34			
Lv Martinez	7 54		10 18			
Ar Tracy	8 47		11 25			
Lv Tracy	8 51		11 35			
Lv Sacramento		7 00		7 15		
Lv Lodi		7 51		8 00		
Lv Stockton		8 15		8 25		
Lv Lathrop	9 05	9 05	b			
Lv Modesto	9 41	9 41	b	9 10		
Lv Merced	10 26	10 26	b	9 58		
Lv Madera	11 01	11 01	b	10 38		
Ar Fresno	11 32	11 32	2 15	11 15		
Ar Tulare	12 38	12 38	3 45	12 39		
Ar Bakersfield	1 48	1 48	4 55	1 47		
Ar Glendale (a)	6 38	6 38	10 25	6 55		
Ar Los Angeles (Un. Sta.)	7 00	7 00	10 50	7 15		
Santa Fe Ry.	70	72	74	76	78	80
Lv Los Angeles (Un. Sta.)	7 45	9 00	12 30	4 30	8 00	11 15
Ar San Diego	10 15	11 45	3 00	7 00	10 30	2 15

Bus and Taxi Service available between Southern Pacific Ferry Station and Third Street Station, San Francisco. Approximate distance 1¼ miles.

Table 109

LOS ANGELES—PORTLAND (Daily Service)

LOS ANGELES TO PORTLAND						PORTLAND TO LOS ANGELES							
Via San Joaquin Valley and Martinez	51-12	Via San Joaquin Valley and Martinez	51-20	Via Coast Line and Oakland Pier	99-255	Via San Joaquin Valley and Oakland	57-10	Via Coast Line and San Francisco	95-10	Via Martinez and San Joaquin Valley	9-58	11-52	19-58
Lv Los Angeles	6 25	Lv Los Angeles	6 25	Lv Los Angeles	7 15	Lv Los Angeles	6 05	Lv Los Angeles	6 45	Lv Portland	7 45	4 45	10 15
Lv Fresno	1 45	Lv Fresno	1 45	Lv Santa Barbara	9 30	Lv Glendale	6 25	Lv Glendale	7 05	Lv Dunsmuir	5 05	2 30	11 20
Lv Tracy	4 25	Lv Tracy	4 25	Ar San Jose	3 53	Lv Bakersfield	11 30	Lv Santa Barbara	9 15	Ar Martinez	9 57	7 31	6 28
Ar Martinez	5 20	Ar Martinez	5 20	Lv San Jose	4 10	Lv Fresno	2 15	Ar San Francisco (3rd St.)	5 45	Ar Martinez	10 18	7 54	10 18
Lv Martinez	5 42	Lv Martinez	9 14	Ar Oakland Pier	6 25	Ar Oakland 16th St.	7 03	Lv San Francisco (Ferry)	7 25	Ar Fresno	2 15	11 32	2 15
Lv Davis	6 35	Lv Davis	10 40	Lv Oakland Pier	8 05	Lv Oakland 16th St.	8 03	Lv Oakland Pier	7 55	Ar Bakersfield	4 55	1 48	4 55
Ar Dunsmuir	10 50	Ar Dunsmuir	5 25	Ar Dunsmuir	5 25	Ar Dunsmuir	1 50	Ar Dunsmuir	1 50	Ar Glendale	10 25	6 38	10 25
Ar Portland	8 20	Ar Portland	7 25	Ar Portland	7 25	Ar Portland	11 30	Ar Portland	11 30	Ar Los Angeles	10 50	7 00	10 50

PASSENGERS USE FERRY STEAMER BETWEEN SAN FRANCISCO AND OAKLAND PIER.

NO. 51-53 SAN JOAQUIN AND SACRAMENTO DAYLIGHTS.

Daily STREAMLINED Air Conditioned Trains.

Streamlined Air-Conditioned Train. Please reserve seats in advance. Special service charge applicable in chair cars—See Note A, Page 35. Passenger Agent and Porter service. Radio. Chair Cars, Coffee Shop Car, Hamburger Grill Lounge Car, Dome Lounge Car. Los Angeles to San Francisco.

Chair Cars. Los Angeles to Sacramento.

Tickets Honored: Ask Agents.

NO. 57 OWL. DAILY.

Full Lounge Car: ★Los Angeles to San Francisco.

Standard Sleeping Cars: ★Los Angeles to San Francisco. (Sections, BRs., Roomettes.)

Chair Cars: Los Angeles to San Francisco. Pillow service available at nominal charge.

Hamburger Grill Lounge Car: ★Los Angeles to San Francisco.

Tickets Honored: Ask Agents.

NO. 59 WEST COAST. DAILY.

Snack Lounge Car: ★Los Angeles to Sacramento.

Standard Sleeping Cars:

★Los Angeles to Sacramento. (Sections, Bedrooms, Roomettes.)

Chair Cars: ★Los Angeles to Sacramento. Pillow service available at nominal charge.

News Agent Service.

Tickets Honored: Ask Agents.

NO. 52-54 SAN JOAQUIN AND SACRAMENTO DAYLIGHTS.

Daily STREAMLINED Air Conditioned Trains.

Streamlined Air-Conditioned Train. Please reserve seats in advance. Special service charge applicable in chair cars—See Note A, Page 35. Passenger Agent and Porter service. Radio. Chair Cars, Coffee Shop Car, Hamburger Grill Lounge Car, Dome Lounge Car. San Francisco to Los Angeles.

Chair Cars. Sacramento to Los Angeles.

Tickets Honored: Ask Agents.

NO. 58 OWL. DAILY.

Full Lounge Car: ★San Francisco to Los Angeles.

Standard Sleeping Cars: ★San Francisco to Los Angeles. (Sections, BRs., Roomettes.)

Chair Cars: San Francisco to Los Angeles. Pillow service available at nominal charge.

Hamburger Grill Lounge Car: ★San Francisco to Los Angeles.

Tickets Honored: Ask Agents.

NO. 60 WEST COAST. DAILY.

Snack Lounge Car: ★Sacramento to Los Angeles.

Standard Sleeping Cars:

★Sacramento to Los Angeles. (Sections, Bedrooms, Roomettes.)

Chair Cars: ★Sacramento to Los Angeles. Pillow service available at nominal charge.

News Agent Service.

Tickets Honored: Ask Agents.

All PM time in Dark faced figures. *—Daily. b—Via Los Banos.
 ★—Regularly assigned cars are air-conditioned.
 a—Gateway to Hollywood, Beverly Hills, Santa Monica and Pasadena. Taxi service available.

If S.P. schedules do not entirely meet your travel requirements, S.P. tickets will be honored on Pacific Greyhound Buses between certain points in San Joaquin Valley. Ask any Southern Pacific Agent.

TIMES SHOWN BELOW ARE STANDARD TIME

SAN JOAQUIN VALLEY LINE

YOSEMITE VALLEY ROUTE

SAN FRANCISCO - OAKLAND - SACRAMENTO - STOCKTON - MERCED - FRESNO - BAKERSFIELD - LOS ANGELES

SOUTHBOUND

Table 111		San Joaquin Daylight No. 52 Daily	Sacramento Daylight No. 54-52 Daily	Owl No. 58 Daily	West Coast No. 60 Daily
Elev	Mis.				
8	San Francisco (Mkt St. Ferry) Δ	0	6 15	8 30	
11	Oakland Pier Δ	6	6 50	9 05	
9	Oakland (16th St.) Δ	6	6 57	9 14	
16	Berkeley	9	7 05	9 23	
38	Richmond	15	7 14	9 34	
10	Crockett (To Vallejo)	29	7 37	9 58	
7	Martinez	35	7 54	10 18	
10	Avon	38			
8	Port Chicago	41			
27	Pittsburg	49	8 09	10 34	
44	Antioch	53			
77	Brentwood	62		10 59	
31	Byron	67			
60	Ar Tracy	82	8 47	11 25	
60	Ar Tracy	82	8 51	11 35	
22	Ar Lathrop	93			
30	Lv Portland (Train No. 19)	639			10 15
51	" Davis	639			6 30
42	Ar Sacramento	633			6 55
42	Lv Sacramento		7 00	7 15	
51	" Lodi	36	7 51	8 00	
19	" Stockton	48	8 15	8 25	
22	Ar Lathrop	58	8 30	8 40	
22	Lv Lathrop	93	9 05	9 05	8 40
36	Manteca	97			
37	Ripon	103			
57	Salida	106			
87	Modesto	113	9 41	9 41	9 10
89	Ceres	117			
102	Turlock	126	9 58	9 58	9 28
117	Delhi	132			
131	Livingston	136			
149	Atwater	143			
167	Merced (To Yosemite)	150	10 26	10 26	9 58
244	Chowchilla	168			10 17
244	Madera	184	11 01	11 01	10 38
102	Patterson	197			12 04
88	Newman	120			12 15
118	Los Banos	140			12 42
287	Ar Fresno	205	11 32	11 32	2 15
287	Lv Fresno	205	11 41	11 41	2 35
306	Fowler	215			11 35
307	Selma	221			2 57
238	Kingsburg	226			3 03
286	Traver	231			
276	Goshen Jct.	239			
285	Tulare (115)	250	12 38	12 38	3 45
270	Tipton	260			12 39
272	Pisley	267			
283	Earlimart	272			
316	Delano	281	1 11	1 11	4 17
352	McFarland	287			4 10
419	Famoso	293			
419	Lerdo	300			
417	Ar Bakersfield	313	1 48	1 48	4 55
417	Lv Bakersfield	313	1 56	1 56	5 05
1292	Caliente	335			5 39
2712	Woodford	349			
3970	Tehachapi (The Loop)	360	3 31	3 31	6 50
3949	Monolith	365			3 37
2749	Mojave	380	4 03	4 03	7 30
2355	Lancaster	405	4 31	4 31	8 05
2657	Palmdale	414			8 20
1172	Saugus	450			9 40
1276	Newhall	452			1 08
1070	San Fernando	461			10 03
562	Burbank	472			6 31
432	Glendale (e)	477	6 38	6 38	10 25
297	Ar Los Angeles (Union Sta.)	482	7 00	7 00	10 50

If our schedules do not entirely meet your travel requirements, S. P. tickets will be honored on Pacific Greyhound buses between certain points in San Joaquin Valley.

NORTHBOUND

Table 112		San Joaquin Daylight No. 51 Daily	Sacramento Daylight No. 51-53 Daily	Owl No. 57 Daily	West Coast No. 59 Daily
Mis.					
0	Lv Los Angeles (Union Sta.) Δ	6 25	6 25	6 06	6 35
6	Glendale (e)	6 45	6 45	6 25	6 58
11	Burbank			6 45	
21	San Fernando			6 50	7 20
30	Newhall				
32	Saugus				7 42
69	Palmdale			8 22	
77	Lancaster	8 43	8 43	8 36	9 12
102	Mojave	9 16	9 16	9 08	9 50
118	Monolith				
122	Tehachapi (The Loop)	9 49	9 49	9 45	10 30
134	Woodford				
147	Caliente				
169	Ar Bakersfield	11 24	11 24	11 20	12 06
169	Lv Bakersfield	11 32	11 32	11 30	12 16
182	Lerdo				
190	Famoso				
195	McFarland				
202	Delano	12 04	12 04	12 08	12 54
210	Earlimart				
216	Pisley				
222	Tipton				
232	Tulare (115)	12 38	12 38	12 39	1 46
245	Goshen Jct.				
251	Traver				1 16
257	Kingsburg				1 25
262	Selma				
267	Fowler				
277	Ar Fresno	1 35	1 35	1 55	2 52
277	Lv Fresno	1 45	1 45	2 15	3 10
346	Los Banos				4 00
366	Newman				4 12
378	Patterson				
298	Madera	2 10	2 10		3 37
314	Chowchilla				3 54
332	Merced (To Yosemite)	2 47	2 47		4 22
339	Atwater				
346	Livingston				
350	Delhi	3 10	3 10		4 45
356	Turlock				
365	Ceres				
369	Modesto	3 35	3 35		5 13
376	Salida				
379	Ripon				
386	Manteca				
389	Ar Lathrop	4 06	4 00	4 43	5 35
400	Ar Tracy	4 20			
0	Lv Tracy				
11	Lathrop			4 45	6 02
20	Ar Stockton			5 05	6 25
33	Lodi			6 00	7 20
68	Ar Sacramento				
0	Lv Sacramento			5 50	9 00
13	" Davis			6 35	9 42
653	Ar Portland			8 20	11 30
400	Lv Tracy	4 25		4 55	8 25
415	Byron				5 16
421	Brentwood				
429	Antioch				
433	Pittsburg	6 00		5 36	
441	Port Chicago				
444	Avon				
447	Martinez	6 30		6 00	
453	Crockett (To Vallejo)	6 43		6 15	
467	Richmond	6 06		6 38	
473	Berkeley	6 20		6 53	
476	Oakland (16th St.) Δ	6 31		7 03	
478	Ar Oakland Pier	6 45		7 15	
482	Ar San Francisco (Mkt St. Ferry) Δ	7 20		7 50	

Please Reserve Seats in Advance

on the
"SAN JOAQUIN" and "SACRAMENTO DAYLIGHTS"

NOTE A—
SPECIAL SERVICE CHARGE

The Service Charge is \$1.00 (plus Federal Tax) for each chair car seat occupied by adult, or child of any age, between San Francisco and Los Angeles and Sacramento and Los Angeles; proportionate charges to and from intermediate points. Tickets sold in advance will not be redeemable unless space reserved is released before departure of train. Tickets sold on day of departure will not be redeemable unless space reserved is released at least three (3) hours prior to departure of train.)

Table 113

LOS ANGELES, SACRAMENTO
Via "SACRAMENTO DAYLIGHT"
Please reserve seats in advance.

	51-53 Daily
Lv Los Angeles	6 25
Lv Glendale	6 45
Lv Bakersfield	11 32
Lv Tulare	12 38
Lv Fresno	1 45
Lv Merced	2 47
Lv Modesto	3 35
Ar Stockton	4 45
Ar Lodi	5 05
Ar Galt	5 17
Ar Sacramento	6 00

SACRAMENTO, LOS ANGELES
Via "SACRAMENTO DAYLIGHT"
Please reserve seats in advance.

	54-52 Daily
Lv Sacramento	7 00
Lv Galt	7 38
Lv Lodi	7 51
Lv Stockton	8 15
Lv Modesto	9 41
Lv Merced	10 26
Lv Fresno	11 41
Lv Tulare	12 38
Lv Bakersfield	1 55
Ar Glendale	6 38
Ar Los Angeles	7 00

h—Stops on flag to detrain pay passengers from Fresno or beyond; also to detrain from Berkeley or beyond.

h—Stops on flag to detrain pay passengers from Fresno or beyond.

All PM time in Dark faced figures. Pacific Greyhound Bus. Air mail dispatched. Train No. 12. Does not stop at Lathrop station. Train No. 20. Gateway to Hollywood, Beverly Hills, Santa Monica and Pasadena. Taxi service available. Stops on flag to detrain pay passengers from Glendale or beyond, also entrain for beyond Fresno. Stops on flag to entrain pay passengers for Sacramento and beyond; also detrain from Bakersfield or beyond. Flag stop to entrain or detrain passengers. Stops on flag to entrain pay passengers for Stockton or beyond.

h—Stops on flag to detrain pay passengers from Stockton or beyond. j—Stops on flag to entrain pay passengers for Fresno or beyond; also detrain from Martinez or beyond. k—Stops on flag to entrain pay passengers for Mojave or beyond. m—Stops on flag to entrain pay passengers for beyond Fresno. n—Stops on flag to entrain pay passengers for Glendale or beyond; also to detrain from Fresno or beyond. p—Stops on flag to entrain pay passengers for Glendale or beyond; also detrain from beyond Fresno.

h—Stops on flag to entrain pay passengers for Colton or beyond; also detrain from Fresno or beyond. j—Stops on flag to entrain pay passengers for Bakersfield or beyond; also detrain from Sacramento or beyond. k—Stops on flag to detrain pay passengers from beyond Fresno. m—Stops on flag to detrain pay passengers from Glendale or beyond; also entrain for Fresno or beyond. p—Stops on flag to entrain pay passengers for Martinez or beyond; also detrain from Fresno or beyond.

TIMES SHOWN BELOW ARE STANDARD TIME

SAN JOAQUIN VALLEY LINE

MISCELLANEOUS SCHEDULES

PATTERSON, NEWMAN, LOS BANOS, KERMAN

58 Daily	Mls.	Table 114	57 Daily
8 30	0	Lv San Francisco Market Street	7 50
9 05	4	" Oakland Pier Ferry	7 15
9 14	6	" Oakland (16th St.)	7 03
9 23	9	" Berkeley	6 53
9 34	15	" Richmond	6 38
9 58	29	" Crockett	6 15
10 18	35	" Martines	6 00
11 25	82	Ar Tracy	4 55
11 35	82	Lv Tracy	4 43
12 04	107	" Patterson	d 4 12
12 15	119	" Newman	d 4 00
12 19	123	" Gustine	b 3 55
12 42	140	" Los Banos	b 3 38
12 56	150	" Dos Palos	b 3 18
1 10	166	" Firebaugh	b 3 04
1 19	174	" Mendota	b 2 55
1 40	193	" Kerman	b 2 39
2 35	208	" Fresno	2 15
3 45	253	" Tulare	12 39
5 05	316	" Bakersfield	11 30
10 50	485	Ar Los Angeles (Union Station)	6 05

VISALIA, EXETER, PORTERVILLE (Daily)

52-54 Bus	Mls.	Table 115	51-53 Bus
6 15	0	Lv San Francisco Market Street	7 20
6 50	4	" Oakland Pier Ferry	6 45
6 57	6	" Oakland (16th St.)	6 31
7 05	9	" Berkeley	6 20
8 47	82	Ar Tracy	4 25
7 00	0	Lv Sacramento	6 00
7 51	36	Lv Lodi	6 05
8 15	48	Lv Stockton	4 45
8 51	82	Lv Tracy	4 20
10 26	150	" Merced	2 47
11 41	205	" Fresno	1 45
12 38	250	Ar Tulare (111, 112)	12 38
1 05	0	Lv Tulare	11 45
1 30	12	" Visalia	11 20
1 55	22	" Exeter	10 53
2 10	31	" Lindsay	10 31
2 20	37	" Strathmore	10 20
2 35	43	Ar Porterville	10 10
10 10	0	Lv Porterville	2 35
10 20	6	" Strathmore	2 20
10 31	12	" Lindsay	2 10
10 53	21	" Exeter	1 55
11 20	31	" Visalia	1 30
11 45	43	" Tulare	1 05
12 38	250	Lv Tulare (111, 112)	12 38
1 48	313	Ar Bakersfield	11 32
7 00	482	Ar Los Angeles (Union Station)	6 25

(A) (Rail Tickets Honored)

Table 116

SAN JOSE, TRACY, BAKERSFIELD

6 10	6 30	Ar San Jose	8 20	6 50
7 02	6 22	" Pleasanton	7 31	6 03
7 16	6 07	" Livermore	7 17	5 49
7 47	7 49	Ar Tracy	6 42	5 15
11 35	8 51	Lv Tracy	S.P.	4 43
2 15	11 32	Ar Fresno	Lv	2 15
3 45	12 38	Ar Tulare	Lv	12 38
4 55	1 48	Ar Bakersfield	Lv	11 30

(Rail Tickets Honored)

Table 117

SAN FRANCISCO, LIVERMORE

5 10	4 45	Lv San Francisco	Ar	11 15	9 40
5 40	5 15	Lv Oakland	Ar	10 46	9 12
6 57	Ar	Pleasanton	Lv	9 31	8 05
7 10	6 35	Ar Livermore	Lv	9 19	7 53

For additional service between these points ask your Southern Pacific Agent.

(B) MODESTO-RIVERBANK-OAKDALE STAGES (Rail Tickets Honored)

Lv Modesto	7 15	Ar Oakdale	7 50
Lv Modesto	10 00	Ar Oakdale	10 35
Lv Modesto	4 15	Ar Oakdale	4 50
Lv Oakdale	8 00	Ar Modesto	8 40
Lv Oakdale	1 15	Ar Modesto	1 55
Lv Oakdale	3 15	Ar Modesto	3 55

Daily except Sun. & Hol.

Table 118

STOCKTON, SACRAMENTO-JACKSON Amador Stage Lines

10 00	Lv Stockton	Ar	6 30
11 30	Ar Jackson	Lv	5 00
3 00	Lv Sacramento	Ar	1 30
4 30	Ar Jackson	Lv	12 00

Yosemite National Park—Open All Year

Streamlined Chair Cars and Coffee Shop Car, Tavern Car—on Trains 51-52.

(Please reserve seats in advance)

*San Francisco-Sacramento and Los Angeles via Merced and Fresno on Trains 51, 52, 53 and 54.

52 Daily	Mls.	Table 119	51 Daily
6 15	0	Lv San Francisco Market Street	Ar 7 20
6 50	4	" Oakland Pier Ferry	Ar 6 45
6 57	6	" Oakland (16th St.)	Ar 6 31
7 05	9	" Berkeley	" 6 20
7 14	15	" Richmond	" 6 06
7 54	35	" Martines	Lv 6 30
8 51	82	" Tracy	Lv 4 25
10 26	150	Ar Merced (111, 112)	Lv 2 47

LOS ANGELES, FRESNO, MERCED

59 Daily	51 Daily	Mls.	52 Daily	60 Daily
6 35	6 25	0	Lv Los Angeles (Union Sta.)	Ar 7 00
12 16	11 32	169	Lv Bakersfield	Lv 1 55
2 52	1 35	277	Ar Fresno	Lv 11 41
4 22	2 47	332	Ar Merced (111, 112)	Lv 10 26
				7 15
				11 35
				9 58

SACRAMENTO AND MERCED

60 Daily	54-52 Daily	Mls.	59 Daily	51-53 Daily
7 15	7 00	0	Lv Sacramento	Ar 7 20
8 00	7 51	36	" Lodi	Ar 6 25
8 25	8 15	48	" Stockton	Ar 6 02
9 58	10 26	115	Ar Merced (111, 112)	Lv 4 45
				2 47

Table 120

YOSEMITE TRANSPORTATION SYSTEM MERCED AND YOSEMITE VALLEY (Daily Service)

Please arrange Bus reservations in advance

3 00	12 00	0	Lv Merced (Via El Portal) (S.P. Sta.)	Ar 10 02	1 35
6 30	2 50	82	Ar Yosemite Valley	Lv 7 15	11 00

YOSEMITE TRANSPORTATION SYSTEM FRESNO AND YOSEMITE VALLEY

Daily—June 10 to Sept. 4.—Service suspended during Fall and Winter.

8 00	0	Lv Fresno (111, 112)	Ar	4 30
10 20	67	Ar Mariposa Big Trees	Ar	11 00
2 30	103	Ar Yosemite Valley	Horseshoe Route	Lv 9 30

YOSEMITE TRANSPORTATION SYSTEM TIOGA PASS ROUTE

Daily—July 4 to Sept. 1.—Service suspended during Fall and Winter.

0	Lv Yosemite Valley	Ar	
2 35	Ar Lake Tahoe (Tahoe Tavern)	Lv	

Sequoia and Kings Canyon National Parks

Table 121 Season—Daily May 26 to September 10

1 10	Lv Tulare (111, 112) (S. P. Station)	Sequoia Bus	Ar 12 00
1 45	Lv Visalia	"	Lv 11 30
4 00	Ar Giant Forest Lodge	Sequoia Bus	Lv 9 30

During off-season, Sept. 11 to May 25, "on call" transportation service by advance reservation from Tulare and Visalia to Giant Forest.

All PM time in Dark faced figures.

★ Regularly assigned cars are air-conditioned.

▲ Pacific Greyhound Bus. ● P.G.L. Station.

* Daily.

▲ Stops on flag to detain pay passengers from Martines and beyond; also to entrain for Bakersfield and beyond.

↳ Stops on flag to entrain pay passengers for Martines and beyond; also detain from Bakersfield and beyond.

◀ Stops on flag to entrain pay passengers for Fresno and beyond; also detain from Martines and beyond.

↳ Stops on flag to entrain pay passengers for Martines and beyond; also detain from Fresno and beyond.

TIMES SHOWN BELOW ARE STANDARD TIME

SAN FRANCISCO • SACRAMENTO

VIA CROCKETT (VALLEJO) - MARTINEZ (BENICIA) - DIXON - DAVIS

Table 123		224 Daily	52 Daily	10 Daily	226 Daily	246 Daily	248 Daily	20 Daily	22 Daily	58 Daily
0	Lv San Francisco Market St.	6 15	6 15	7 25	10 30	2 00	3 30	7 30	8 00	8 30
4	Ar Oakland Pier / Ferry	6 35	6 35	7 45	10 50	2 20	3 50	7 50	8 20	8 50
4	Ar Oakland Pier	6 42	6 50	7 55	10 55	2 25	3 55	8 05	8 35	9 05
6	Ar Oakland (16th St.)	6 48	6 57	8 03	11 02	2 31	4 01	8 14	8 46	9 14
9	Ar Berkeley	6 55	7 05	8 11	11 10	2 37	4 09	8 24	8 57	9 23
13	Ar Stege									
15	Ar Richmond	7 03	7 14		11 20	2 46		8 36	9 10	9 34
17	Ar San Pablo						EL DORADO (C)			
23	Ar Pinole				11 30	RDC CAR		KLAMATH	MAIL	OWL
24	Ar Hercules									
25	Ar Rodero									
27	Ar Torrey									
28	Ar Selby									
29	Ar Crockett	7 24	7 37		11 43	3 03	4 37	9 00	9 35	9 58
0	Lv Crockett									
5	Ar Vallejo (401 York St.)									
31	Lv Port Costa				11 47	3 06				6 10
35	Ar Martinez	7 34	7 47	8 50	11 57	3 13	4 47	9 14	9 50	10 08
35	Ar Martinez	7 34		8 50	11 57	3 13	4 47	9 14	9 50	
52	Ar Suisun-Fairfield	8 00			12 25	3 32	5 08	9 38	10 15	
55	Ar Tolenas									
62	Ar Elmira				12 36			9 57		
70	Ar Dixon				12 46			10 10	10 45	
79	Ar Davis	8 30		9 37	12 59	4 00	5 38	10 10	11 05	
92	Ar Sacramento	8 50			1 20	4 20	6 00			

Table 124		21 Daily	57 Daily	247 Daily	229 Daily	223 Daily	51 Daily	19 Daily	241 Daily	9 Daily
Lv Sacramento	1 35		6 15	10 30	4 05			7 10		
Ar Davis	1 51		6 31	10 46	4 22		5 30	7 35		9 11
Ar Dixon								7 45		
Ar Elmira								7 53		
Ar Tolenas										
Ar Suisun-Fairfield	2 20		6 56	11 09	4 50		6 05	8 06		
Ar Martinez			7 17	11 27	5 12		6 28	8 30		9 57
Ar Martinez		6 00	7 17	11 27	5 12	5 30	6 28	8 30		9 57
Ar Port Costa			7 23	11 33				8 36		
Lv Vallejo (401 York St.)										
Ar Crockett										
Lv Crockett	2 55	6 15		11 37		5 43	6 42	8 42		
Ar Selby										
Ar Torrey										
Ar Rodero										
Ar Hercules										
Ar Pinole										
Ar San Pablo										
Ar Richmond	3 19	6 38		11 57	5 43	6 06	7 05	9 04		
Ar Stege										
Ar Berkeley	3 34	6 53	7 58	12 07	5 56	6 20	7 19	9 17	10 34	
Ar Oakland (16th St.)	3 45	7 03	8 08	12 15	6 07	6 31	7 30	9 27	10 43	
Ar Oakland Pier	4 00	7 15	8 20	12 24	6 20	6 45	7 40	9 40	10 55	
Lv Oakland Pier / Ferry	4 30	7 30	8 30	12 30	6 30	7 00	8 00	9 55	11 10	
Ar San Francisco Market St.	4 50	7 50	8 50	12 50	6 50	7 20	8 20	10 15	11 30	

a—On call Taxi Service between Crockett Station and Vallejo City Office, 401 York Street.

b—Stops on flag to detrain passengers from Richmond and beyond.

c—Stops on flag to detrain passengers from Berkeley and beyond.

f—Flag stop to entrain or detrain passengers.

h—Stops on flag to detrain revenue passengers from Suisun-Fairfield or beyond.

All PM time in Dark faced figures.

*—Daily.

†—From Davis only.

♣—To Davis only.

♠—Carries Club Car and Snack-Lounge.

⊙—Carries Club Car. No refreshment service. Lounging only.

Baggage—No Checked Service to or from Intermediate stations between Oakland Pier and Sacramento on Trains 223, 224, 226, 241, 247, 248.

—No Checked Service Trains 229 and 246.



DOUBLE-DECK CARS

ON THE S.P.

Commute Fleet

Ten new double-deck cars each seating 145 passengers instead of the usual 72 or 96 are now in service on S.P.'s Peninsula trains between San Francisco and San Jose.



TIMES SHOWN BELOW ARE STANDARD TIME

SAN FRANCISCO TO SAN JOSE

VIA BURLINGAME - SAN MATEO - REDWOOD CITY - MENLO PARK - PALO ALTO

Table 125 (A)		108 Ex. Sat. Sun. & Hol. (See a)	110 Daily	112 Daily	164 Sun. & Hol. & Only (See a)	114 Ex. Sun. & Hol. (See a)	166 Sat. Only (See a)	116 Daily	118 Ex. Sun.	78 Del Monte Daily	120 Ex. Sat. Sun. & Hol. (See a)	122 Daily	124 Ex. Sat. Sun. & Hol. (See a)	126 Ex. Sat. Sun. & Hol. (See a)	128 Ex. Sat. Sun. & Hol. (See a)	130 Ex. Sat. Sun. & Hol. (See a)	132 Ex. Sat. Sun. & Hol. (See a)
0.0	Lv San Francisco (3rd St.)	A.M. 4 40	A.M. 6 05	A.M. 7 25	A.M. 10 00	A.M. 10 00	A.M. 11 30	P.M. 12 40	P.M. 2 00	P.M. 3 00	P.M. 3 05	P.M. 3 20	P.M. 3 40	P.M. 3 52	P.M. 3 57	P.M. 4 14	P.M. 4 17
1.9	Lv 23rd St.	4 40	6 05	7 25	10 00	10 00	11 30	12 40	2 00	3 00	3 05	3 20	3 40	3 52	3 57	4 14	4 17
4.1	Lv Paul Ave.	4 40	6 09	7 29	10 00	10 00	11 34	12 40	2 04	3 00	3 09	3 24	3 45	3 56	4 01		
5.2	Lv Bayshore	4 50	6 14	7 34	10 08	10 08	11 39	12 40	2 10			3 30	3 50	4 01			
8.6	Lv Butler Road			7 39	10 14	10 14	11 44	12 53	2 17			3 34	3 57				
9.3	Lv So. San Francisco	4 56	6 20	7 41	10 14	10 14	11 44	12 53	2 17			3 37	4 00		4 11		
11.0	Lv San Bruno	5 00	6 24	7 45	10 18	10 18	11 48	12 56	2 21		3 22	3 41	4 04	4 09			
12.1	Lv Lomita Park		6 26				11 50	2 23			3 25	3 43			4 17		
13.7	Lv Millbrae	5 05	6 29	7 50	10 21	10 21	11 53	1 00	2 26			3 46		4 14			
15.2	Lv Broadway	5 08	6 32	7 53	10 25	10 27	11 56	1 03	2 30		3 30	3 49			4 23		
16.3	Lv Burlingame	5 13	6 35	7 56	10 29	10 33	11 59	1 06	2 35		3 33	3 52		4 19			
17.9	Lv San Mateo	5 19	6 39	8 00	10 35	10 39	12 03	1 10	2 40		3 37	3 56	4 14		4 28		
18.9	Lv Hayward Park	5 21					12 05					3 58					
20.3	Lv Hillsdale	5 24	6 43	8 04	10 39	10 43	12 08	1 14	2 44		3 42	4 01	4 18				
21.9	Lv Belmont	5 27	6 46	8 07	10 43	10 48	12 11	1 17	2 47			4 04			4 34		
23.2	Lv San Carlos	5 31	6 49	8 10	10 46	10 52	12 14	1 20	2 51		3 47	4 07		4 28			
25.4	Lv Redwood City	5 37	6 55	8 14	10 52	10 59	12 18	1 24	2 57		3 51	4 11	4 26				
27.8	Lv Atherton	5 42	7 00	8 18	10 56	11 04	12 22	1 29	3 01		3 55	4 15		4 36			
28.9	Lv Menlo Park	5 46	7 03	8 21	10 59	11 06	12 25	1 32	3 04		3 58	4 18			4 44		4 52
30.1	Lv Palo Alto	5 54	7 08	8 24	11 04	11 17	12 28	1 36	3 09	3 37	4 02	4 22		4 41			
31.8	Ar California Ave.	5 57	7 11	8 27	11 07	11 20	12 32	1 39	3 12		4 05	4 25	4 36			4 53	
34.8	Lv Castro										4 12	4 32			4 52		
36.1	Lv Mountain View	6 05	7 18	8 33	11 15	11 28	12 39	1 45	3 19		4 17	4 37	4 45	4 50	4 55	5 01	
38.8	Lv Sunnyvale	6 12	7 24	8 38	11 21	11 36	12 44	1 50	3 25		4 17	4 37	4 45	5 00		5 06	
44.3	Lv Santa Clara	6 19	7 31	8 45	11 29	11 44	12 52	1 57	3 32		4 24	4 44		5 00		5 13	
45.7	Lv College Park		7 33		11 31							4 54					
46.9	Ar San Jose	6 25	7 40	8 50	11 35	11 50	1 00	2 02	3 40	3 59	4 30	4 50	4 58	5 05	5 10	5 20	

Table 125 (B)		134 Ex. Sat. Sun. & Hol. (See a)	136 Ex. Sat. Sun. & Hol. (See a)	138 Ex. Sat. Sun. & Hol. (See a)	140 Ex. Sat. Sun. & Hol. (See a)	168 Sat. Sun. & Hol. & Only (See a)	142 Ex. Sat. Sun. & Hol. (See a)	144 Ex. Sat. Sun. (See a)	146 Ex. Sat. Sun. & Hol. (See a)	148 Ex. Sat. Sun. & Hol. (See a)	150 Ex. Sat. Sun. (See a)	170 Sat. Sun. & Hol. (See a)	152 Ex. Sat. Sun. & Hol. (See a)	154 Ex. Sat. Sun. & Hol. (See a)	172 Sat. Sun. & Hol. (See a)	156 Ex. Sat. Sun. & Hol. (See a)	168 Daily	160 Daily	PGL Bus Lv PGL Sta. Daily	
Lv San Francisco (3rd St.)	P.M. 4 20	P.M. 4 23	P.M. 5 4	P.M. 5 4	P.M. 6 4	P.M. 6 4	P.M. 6 4	P.M. 6 4	P.M. 6 4	P.M. 6 4	P.M. 6 4	P.M. 6 4	P.M. 6 4	P.M. 6 4	P.M. 6 4	P.M. 6 4	P.M. 6 4	P.M. 6 4	P.M. 6 4	A.M. 4 40
Lv 23rd St.	4 20	4 23	5 4	5 4	6 4	6 4	6 4	6 4	6 4	6 4	6 4	6 4	6 4	6 4	6 4	6 4	6 4	6 4	6 4	4 40
Lv Paul Ave.	4 20	4 23	5 4	5 4	6 4	6 4	6 4	6 4	6 4	6 4	6 4	6 4	6 4	6 4	6 4	6 4	6 4	6 4	6 4	4 40
Lv Bayshore	4 20	4 23	5 4	5 4	6 4	6 4	6 4	6 4	6 4	6 4	6 4	6 4	6 4	6 4	6 4	6 4	6 4	6 4	6 4	4 40
Lv Butler Road																				
Lv So. San Francisco							4 50		5 14	5 44	5 46	6 29	7 44	8 43	9 15	10 34	11 44			1 59
Lv San Bruno							4 49		5 18	5 48	5 50	6 33	7 48	8 47	9 19	10 38	11 48			2 09
Lv Lomita Park							4 51		5 04	5 20	5 50	6 35	7 50	8 49	9 21	10 40				
Lv Millbrae							4 54		5 07	5 23	5 53	6 38	7 53	8 52	9 24	10 43	11 52			2 14
Lv Broadway							4 57	4 53	5 11	5 26	5 56	6 42	7 56	8 55	9 28	10 46	11 55			
Lv Burlingame				4 52	5 00		5 14	5 29	5 59	6 00	6 45	7 59	8 58	9 31	10 49	11 57				2 25
Lv San Mateo				5 04	5 09	4 59	5 18	5 33	6 03	6 04	6 49	8 03	9 02	9 34	10 53	12 01				2 30
Lv Hayward Park				5 06	5 02		5 25	5 35	6 05	6 06	6 51	8 05	9 04	9 36	10 55					
Lv Hillsdale				5 09	5 09		5 22	5 38	6 08	6 09	6 54	8 07	9 07	9 39	10 58	12 05				
Lv Belmont			4 53	5 12			5 25	5 41	6 11	6 12	6 57	8 10	9 10	9 42	11 01	12 08				2 40
Lv San Carlos			4 57	5 15			5 28	5 44	6 14	6 15	7 00	8 14	9 13	9 45	11 04	12 11				2 44
Lv Redwood City		4 56		5 19			5 15	5 32	6 18	6 19	7 04	8 18	9 17	9 49	11 08	12 15				2 49
Lv Atherton	4 54			5 22			5 20	5 37	6 22	6 23	7 07	8 21	9 20	9 52	11 11	12 18				
Lv Menlo Park			5 07	5 24			5 30	5 46	6 25	6 26	7 10	8 24	9 23	9 56	11 13	12 23				
Lv Palo Alto	4 59		5 11	5 27			5 43	5 58	6 28	6 30	7 13	8 27	9 26	9 59	11 16	12 26				3 00
Ar California Ave.		5 08		5 31			5 28	5 46	6 01	6 31	6 33	7 16	8 30	9 30	10 02	11 19	12 36			3 04
Lv Castro	5 06																			
Lv Mountain View			5 20	5 38			5 36	5 54	6 08	6 38	6 41	7 23	8 37	9 37	10 09	11 26	12 52			
Lv Sunnyvale			5 25	5 43			5 41	5 59	6 13	6 43	6 47	7 28	8 42	9 42	10 14	11 30	12 57			
Lv Santa Clara	5 20			5 51			5 49	6 07		6 50	6 55	7 34	8 49	9 49	10 21	11 38	1 05			
Lv College Park																				
Ar San Jose	5 27	5 32	5 32	5 50	6 00	6 00	5 57	6 15	6 25	6 55	7 00	7 40	8 55	9 55	10 30	11 45	1 15			

All PM time in dark faced figures.
 Baggage is carried on Trains 114, 118.
 Holiday Service will be operated on—New Year's Day, January 1; Washington's Birthday, February 22; Memorial Day, May 30; Independence Day, July 4; Labor Day, September 3; Thanksgiving, November 22; Christmas, December 25.
 b—Does not operate to San Jose Station.

c—Stops on flag Saturday Only.
 d—PGL Depot-7th and Mission Sts. Does not Stop at S.P. 3rd St. Station.
 e—Stops on flag only on Sundays and Holidays (See a).
 f—Flag stop to entrain or detrain passengers.
 g—Does not operate on Holidays (See a).

o—Commutation tickets will be honored on Train 78 when presented with other valid transportation to cover a continuous passage from stations north of San Jose on the one hand and Morganhill and stations south on the other hand. Commute tickets sold for travel between Campbell or Los Gatos and San Francisco will be honored from San Francisco and San Jose. 10 and 30 ride tickets will be honored from San Francisco to San Jose only.

TIMES SHOWN BELOW ARE STANDARD TIME

SAN JOSE TO SAN FRANCISCO

VIA PALO ALTO - MENLO PARK - REDWOOD CITY - SAN MATEO - BURLINGAME

Table 126		105 Ex. Sat. Sun. & Hol. (See a)	107 Daily	109 Ex. Sat. Sun. & Hol. (See a)	163 Sat. Sun. & Hol. (See a)	111 Ex. Sat. Sun. & Hol. (See a)	113 Ex. Sat. Sun. & Hol. (See a)	115 Ex. Sat. Sun. & Hol. (See a)	117 Ex. Sat. Sun. & Hol. (See a)	119 Ex. Sat. Sun. & Hol. (See a)	121 Ex. Sat. Sun. & Hol. (See a)	123 Ex. Sat. Sun. & Hol. (See a)	165 Sat. & Hol. only (See a)	125 Ex. Sat. Sun. & Hol. (See a)	127 Ex. Sat. Sun. & Hol. (See a)	129 Ex. Sat. Sun. & Hol. (See a)	131 Ex. Sat. Sun. & Hol. (See a)	133 Ex. Sat. Sun. & Hol. (See a)		
0.0	Lv San Jose	A.M. 3 53	A.M. 4 05	A.M. 4 43	A.M. 5 00	A.M. 5 03	A.M. 5 26	A.M. 5 30	A.M. 5 43	A.M. 5 50	A.M. 5 50	A.M. 5 55	A.M. 6 00	A.M. 6 00	A.M. 6 11	A.M. 6 17	A.M. 6 17	A.M. 6 23		
1.2	Lv College Park																			
2.6	Lv Santa Clara	3 57	4 10		5 05	5 08	5 15		5 40			5 55	6 00					6 28		
8.1	Lv Sunnyvale	4 04	4 17	4 53	5 11	5 15		5 37	5 47		6 02	6 06	6 11					6 36		
10.8	Lv Mountain View	4 08	4 22	4 58	5 15		5 27	5 45		5 57		6 06	6 11					6 34		
12.1	Lv Castro								5 54						6 17					
15.1	Lv California Ave	4 14	4 29	5 04	5 21		5 34			6 04		6 13	6 18		6 29			6 45		
16.8	Lv Palo Alto	4 17	4 32	5 07	5 24	5 27		5 53	6 08		6 16	6 19		6 29				6 49		
18.0	Lv Menlo Park	4 20	4 35	5 10	5 27	5 30		5 56			6 16	6 19						6 45		
19.1	Lv Atherton	4 22	4 38	5 13	5 29	5 31	5 41		6 03		6 19	6 21		6 34				6 48		
21.5	Lv Redwood City	4 26	4 43	5 17	5 35	5 36		5 53	6 08		6 28	6 30		6 41				6 57		
23.7	Lv San Carlos	4 30	4 47	5 21	5 39	5 40		5 58	6 12		6 27	6 30			6 45			7 01		
25.0	Lv Belmont	4 33	4 49	5 24	5 42	5 43	5 49		6 19		6 33	6 36		6 43				7 08		
26.6	Lv Hillsdale	4 36	4 52	5 27	5 45	5 46		6 03		6 23	6 36	6 39						7 08		
28.0	Lv Hayward Park	4 40	4 54	5 30	5 47	5 49		6 19		6 39	6 42	6 45						7 11		
29.0	Lv San Mateo	4 40	4 57	5 33	5 50	5 52		6 10		6 28	6 41	6 44						7 08		
30.6	Lv Burlingame	4 43	5 01	5 37	5 53		6 00		6 24			6 45	6 46					7 15		
31.7	Lv Broadway	4 46	5 04	5 40	5 56		6 03		6 15		6 39	6 48						7 11		
33.2	Lv Millbrae	4 49	5 07	5 44	5 59		6 06		6 19		6 42	6 51			6 59			7 11		
34.8	Lv Lomita Park		5 10	5 47	6 01			6 14		6 31		6 53						7 21		
35.9	Lv San Bruno	4 53	5 13	5 50	6 03	6 01	6 11				6 39	6 56						7 24		
37.6	Lv South San Francisco	4 57	5 17	5 54	6 06	6 05		6 19		6 43	6 49	7 00						7 20		
38.3	Lv Butler Road				6 07	6 07	6 16	6 22	6 27			6 51							7 33	
41.7	Lv Bayshore	5 03	5 23	6 01	6 12	6 13			6 33	6 40			7 06							
42.8	Lv Paul Ave				6 14		6 22	6 28	6 36	6 43			7 08							
45.0	Lv 23rd St.	5 08	5 28	6 08	6 18	6 22	6 27	6 34	6 40	6 47			7 12							
46.9	Ar San Francisco (3rd St.)	5 15	5 35	6 15	6 25	6 28	6 35	6 42	6 47	6 55	7 00	7 05	7 20	7 09	7 13	7 20	7 35	7 43		

Table 126		135 Ex. Sat. Sun. & Hol. (See a)	137 Ex. Sat. Sun. & Hol. (See a)	167 Sat. Sun. & Hol. (See a)	139 Ex. Sat. Sun. & Hol. (See a)	77 Del Monte Daily	141 Ex. Sat. Sun. & Hol. (See a)	169 Ex. Sat. Sun. & Hol. (See a)	143 Ex. Sat. Sun. & Hol. (See a)	145 Ex. Sat. Sun. & Hol. (See a)	171 Sat. Sun. & Hol. (See a)	147 Ex. Sat. Sun. & Hol. (See a)	149 Ex. Sat. Sun. & Hol. (See a)	173 Sat. & Hol. only (See a)	151 Daily	153 Ex. Sat. Sun. & Hol. (See a)	175 Sun. & Hol. only (See a)	155 Daily	167 Daily		
	Lv San Jose	A.M. 6 26	A.M. 6 53	A.M. 7 10	A.M. 7 40	A.M. 8 25	A.M. 9 00	A.M. 10 10	A.M. 11 01	A.M. 12 35	A.M. 12 45	P.M. 1 05	P.M. 2 55	P.M. 3 25	P.M. 4 15	P.M. 5 00	P.M. 5 40	P.M. 7 25	P.M. 9 00		
	Lv College Park											1 07	2 57		4 17						
	Lv Santa Clara	6 57	7 15					10 15	11 06	12 39	12 50	1 10	3 00	3 30	4 20	5 05	5 44	7 30	9 05		
	Lv Sunnyvale	7 04	7 22	7 51			9 10	10 23	11 14	12 46	12 58	1 18	3 07	3 38	4 27	5 13	5 51	7 37	9 12		
	Lv Mountain View	6 43	7 09	7 27	7 56		9 14	10 28	11 19	12 51	1 04	1 25	3 12	3 43	4 33	5 19	5 56	7 47	9 17		
	Lv Castro		7 15	7 34	8 02			9 20	10 34	11 25	12 58	1 10	3 18	3 49	4 39	5 26	6 03	7 54	9 24		
	Lv California Ave		7 18	7 37	8 06	8 44		9 24	10 38	11 28	1 01	1 15	3 21	3 53	4 42	5 40	6 06	7 57	9 27		
	Lv Palo Alto	6 52	7 21	7 40				9 27	10 40	11 31	1 04	1 18	3 23	3 55	4 45	5 43	6 09	7 59	9 30		
	Lv Menlo Park	6 55	7 24	7 43	8 10			9 30	10 43	11 34	1 07	1 20	3 26	3 57	4 48	5 45	6 11	8 01	9 32		
	Lv Atherton	6 58	7 27	7 47	8 15	8 53		9 34	10 48	11 39	1 11	1 26	3 31	4 03	4 52	5 50	6 16	8 06	9 36		
	Lv Redwood City	7 02	7 29	7 47	8 15			9 34	10 48	11 39	1 11	1 26	3 31	4 03	4 52	5 50	6 16	8 06	9 36		
	Lv San Carlos	7 06	7 33	7 51	8 19			9 38	10 52	11 43	1 15	1 30	3 35	4 06	4 56	5 54	6 20	8 10	9 40		
	Lv Belmont	7 09	7 36	7 54				9 41	10 55	11 46	1 18	1 33	3 41	4 10	5 02	6 00	6 23	8 12	9 43		
	Lv Hillsdale	7 12	7 40	7 57				9 44	10 58	11 49	1 21	1 36	3 41	4 13	5 02	6 00	6 26	8 16	9 46		
	Lv Hayward Park			8 06				9 48	11 02	11 53	1 25	1 48	3 46	4 18	5 05	6 08	6 31	8 21	9 50		
	Lv San Mateo	7 16	7 44	8 02	8 27			9 48	11 02	11 53	1 25	1 48	3 46	4 18	5 05	6 08	6 31	8 21	9 50		
	Lv Burlingame		7 48	8 05	8 30	9 05		9 51	11 05	11 56	1 29	1 52	3 50	4 21	5 12	6 13	6 34	8 25	9 53		
	Lv Broadway	7 21	7 51	8 08	8 33			9 53	11 08	11 59	1 32	1 55	3 53	4 24	5 15	6 16	6 37	8 28	9 56		
	Lv Millbrae	7 24	7 54	8 11				9 56	11 11	12 02		1 58	3 56	4 27	5 18	6 19	6 40	8 31	9 58		
	Lv Lomita Park			8 14																	
	Lv San Bruno	7 29	7 59	8 16				10 01	11 16	12 07	1 38	2 04	3 37	4 01	4 32	5 23	6 25	8 35	10 02		
	Lv South San Francisco	7 33	8 03	8 20				10 05	11 20		1 42	2 10	3 44	4 05	4 35	5 27	6 33	8 39	10 06		
	Lv Butler Road																				
	Lv Bayshore								11 26		1 48	2 16									
	Lv Paul Ave													4 43				8 45	10 12		
	Lv 23rd St.										1 54	2 20	3 00	4 43							
	Ar San Francisco (3rd St.)	7 47	8 18	8 35	8 55	9 30	10 20	11 35	12 25	2 00	2 30	3 00	4 20	4 50	5 45	6 50	7 05	8 55	10 25		

All PM time in dark faced figures.
 Baggage is carried on Train 77.
 # - Does not operate on holidays (see a).
 * - Holiday Service will be operated on—New Year's Day, January 1; Washington's Birthday, February 22; Memorial Day, May 30; Independence Day, July 4; Labor Day, September 3; Thanksgiving, November 22; Christmas, December 25.
 † - Does not operate from San Jose Station.
 ‡ - Stops on flag Sun. & Hol. only.
 § - Flag stop to entrain or detrain passengers.

TIMES SHOWN BELOW ARE STANDARD TIME

NORTHWESTERN PACIFIC RAILROAD

SAN FRANCISCO - SAN RAFAEL - PETALUMA - SANTA ROSA - UKIAH - WILLITS - EUREKA

Daily		Table 127		Elev		Daily	
▲ 6:40	0	Lv San Francisco (Ferry Bldg.)	P.G.L. Bus Ar	8	▲ 6:10		
7:25	17	Ar San Rafael	P.G.L. Bus Lv	5	▲ 5:25		
7:30	17	Lv San Rafael	N.W.P.R.R. Ar	5	5:20		
f	24	" Hamilton Field	"	21	f		
7:53	28	" Novato	"	12	5:01		
8:09	39	" Petaluma	"	9	4:40		
8:46	54	" Santa Rosa	"	150	4:09		
f 8:54	59	" Fulton	"	132	f 3:54		
f 9:00	62.9	" Windsor	"	113	f 3:48		
f 9:06	68	" Healdsburg	"	101	3:40		
f 9:23	76	" Geyserville	"	206	3:25		
f 9:38	85	" Cloverdale	"	315	3:07		
/10 14	100	" Hopland	"	488	2:28		
10 45	114	" Ukiah	"	610	1:55		
/11 36	131	" Ridge	"	1913	f 1:06		
11 57	140	Ar Willits (180)	Lv	1365	12:45		
12 20	140	Lv Willits	Ar	1365	12:20		
/12 50	153	" Longvale	"	1164	/11 46		
1 29	167	" Dos Rios	"	924	11 11		
3 24	209	" Alderpoint	"	341	9 08		
4 49	237	" South Fork	"	169	7 49		
5 31	256	" Scotia	"	101	7 06		
5 58	266	" Fortuna	"	53	6 40		
6 07	269	" Fernbridge	"	35	6 30		
6 12	271	" Loleta	"	56	6 27		
6 40	284	Ar Eureka, Calif.	N.W.P.R.R. Lv	9	6 00		

TRAINS 3 AND 4

Standard Sleeper: San Rafael and Eureka. (8 Sec., 1 DR., 2 BDR.) Car 1.
Coach-Lounge Refreshment Car: San Rafael and Eureka. Buffet with attendant to serve sandwiches and other light refreshments, coffee and soft drinks.
Tickets honored: All classes.

Daily		Table 129		Elev		Daily	
EUREKA, CRESCENT CITY, COOS BAY, PORTLAND							
▲ 9 05	▲ 10 30	0	Lv Eureka, Calif. (127)	Ar	9	3 15	
11 37	1 27	88	" Crescent City, Calif.	Ar	9	12 12	
1 36	3 26	153	" Gold Beach, Ore.	"	20	10 03	
2 23	4 13	186	" Port Orford	"	30	9 20	
3 09	4 59	213	" Bandon	"	9	8 37	
3 41	5 31	231	" Coquille	"	24	8 09	
4 06	5 56	250	Ar Coos Bay	Lv	7	7 40	

Daily		Table 130		Elev		Daily	
WILLITS AND FORT BRAGG							
Via California Western Railroad (Motor Car)							
6 00	k 1 50	h 12 50	0	Lv Willits, Calif. (127)	Ar	*10 45	c 6 30
6 47	2 37	1 37	16	" Irmulco	"	9 53	c 5 38
6 55	2 45	1 45	19	" Northspur	"	9 45	c 5 30
7 00	2 50	1 50	21	" Camp Marwedel	"	9 40	c 5 25
7 55	3 45	h 2 45	40	Ar Fort Bragg, Calif.	Lv	* 8 45	c 4 30




N.W.P. The Redwood Empire Route

Table 128
VIA REDWOOD EMPIRE - BY RAIL AND MOTOR COACH - BETWEEN
PORTLAND - GRANTS PASS - EUREKA - SAN FRANCISCO

Side trip is available on most through tickets over Southern Pacific's Shasta Route between Portland, Ore., and San Francisco for \$4.20 (Federal Tax Extra) additional fare. Trip may be made either southbound or northbound.

Northbound		Southbound	
▲ 6:40	0	Lv San Francisco, Calif.	P.G.L. Bus Ar
▲ 7:25	17	Ar San Rafael	P.G.L. Bus Lv
* 7:30	17	Lv San Rafael	N.W.P.R.R. Ar
6:40	284	Ar Eureka	N.W.P.R.R. Lv
▲ 6:00	0	Lv Eureka	P.G.L. Bus Ar
6:17	8	" Arcata	" " Ar
6:42	25	" Trinidad	" " Ar
7:12	47	" Orick	" " Ar
8:14	88	Ar Crescent City	" " Lv
8:25	88	Lv Crescent City, Calif.	" " Ar
9:31	115	" Idlewild, Calif.	" " Ar
▲ 10:12	145	Ar Oregon Caves Junction	P.G.L. Bus Lv
	168	Ar Oregon Caves	Ore. Caves Stages Lv
	168	Lv Oregon Caves	Ore. Caves Stages Ar
▲ 10:12	145	Lv Oregon Caves Junction	P.G.L. Bus Ar
11:05	175	Ar Grants Pass	P.G.L. Bus Lv
1:35	175	Lv Grants Pass	P.G.L. Bus Ar
▲ 5:10	348	Ar Eugene	P.G.L. Bus Lv
No. 10	Mts.		No. 9
* 9:02	0	Lv Eugene	S.P. Rail Ar
11:30	124	Ar Portland	S.P. Rail Lv

▲—Northwestern Pacific Railroad Co. operates only between San Rafael and Eureka. Passengers will be carried on Pacific Greyhound Bus between San Francisco (Bus Terminal, San Francisco, Ferry Bldg.) and San Rafael, where connection is made with N. W. P. R. R.
▲—Pacific Greyhound Bus.
*—Daily.
c—Daily June 20 to Aug. 25.



Overnight Pullman
between
SAN RAFAEL and EUREKA
(bus connection to and from San Francisco)

Northwestern Pacific overnight train, now hauled by a smooth diesel locomotive, carries a standard Pullman car with lower and upper berths, two bedrooms and a drawing room. Also Coach-Lounge Refreshment car serving light refreshments.



SEE AND KNOW YOUR AMERICA

Your Southern Pacific Railroad Ticket or Passenger Agent can help you make your vacation or business trip complete by giving you full information on the many wonders of America and how to best see more in the shortest possible time. This service is FREE and available at all times



d—Daily June 21 to Aug. 26.
f—Flag stop to entrain or detrain passenger.
e—Daily except Sunday.
h—Daily except Saturday
k—Saturday only

TIMES SHOWN BELOW ARE STANDARD TIME
METROPOLITAN COACH LINES
SUBURBAN SERVICE IN SOUTHERN CALIFORNIA

(California Intrastate Rail Tickets Honored)
 No checked baggage handled by Metropolitan Coach Lines.

LOS ANGELES TERMINI

Main Street Station—610 So. Main St.
 Olive St. Terminal—421 So. Olive St.
 (15 Minutes via Motor Coach from Union Station)

Running times shown are approximate times to last station of each line.

Table 131

ALHAMBRA—PASADENA

On Call Taxi Service between Alhambra (S. P. Station) and Pasadena City Ticket Office (148 East Colorado Blvd.). Consult Agent for details.

RIVERSIDE-ARLINGTON-LA SIERRA MOTOR COACH LINE

Leave La Sierra-Arlington-Riverside for Colton (1 hour, 10 minutes). Frequent Service.

Table 132

**FROM LOS ANGELES—UNION STATION
 (Motor Coach Service)**

LOS ANGELES (Union Station) TO PASADENA

Via Pasadena Short Line (40 minutes). Frequent service.
 Via Pasadena Oak Knoll Line (50 minutes). Frequent service.

ARCADIA—MONROVIA LINE—Santa Anita Race Track, Arcadia (45 minutes). Frequent service.

GLENDORA LINE—Duarte, Azusa (1 hour, 15 minutes). Frequent service.

SIERRA MADRE LINE—(50 minutes). Frequent Service.

ALHAMBRA—SAN GABRIEL—TEMPLE CITY—SOUTH ARCADIA—ARCADIA LINE—(1 hour). Frequent Service.

POMONA LINE—Baldwin Park, Covina, San Dimas, La Verne (1 hour, 40 minutes). Frequent Service.

RIVERSIDE—SAN BERNARDINO LINE—El Monte, Pomona, Ontario, Colton (2 hours, 45 minutes). Frequent Service. Connections are made on this line for the following points:

Leave Colton for San Bernardino and Redlands (50 minutes). Frequent Service.
 Leave Colton for Riverside-Arlington-La Sierra (1 hour). Frequent Service.

SAN BERNARDINO—REDLANDS LINE—Claremont, Upland, Cucamonga, Etiwanda, Fontana, Rialto, Loma Linda (2 hours, 50 minutes). Frequent Service. Connections are made on this line for the following points:

Leave Redlands for Colton (50 minutes). Frequent Service.

Table 133

**FROM LOS ANGELES—MAIN STREET STATION
 (RAIL SERVICE)**

LONG BEACH—Watts, Compton (1 hour). Frequent service.

SAN PEDRO—Watts, Compton, Wilmington (1 hour, 5 minutes). Frequent service.

BELLFLOWER—Watts, Lynwood, Bellflower (45 minutes). Frequent service.

(MOTOR COACH SERVICE)

SUNLAND LINE—Glendale, Montrose, La Créscanta, Tujunga, Sunland (1 hour, 10 minutes). Frequent service.

SANTA ANA via WHITTIER—East Los Angeles, Montebello, Pico, Anaheim, Santa Ana (2 hours, 10 minutes). Frequent service.

SANTA ANA via NORWALK—East Los Angeles, Downey, Santa Fe Springs, Norwalk, Fullerton, Orange (1 hour, 50 minutes). Frequent service.

SANTA ANA EXPRESS—Supplementary service to Santa Ana in addition to the above named lines.

Direct service daily except Monday from Main St. Station to DISNEYLAND.

NEWPORT LINE—Lakewood, Belmont Shore, Seal Beach, Sunset Beach, Huntington Beach, Newport Beach, Balboa (Motor Coach via Lakewood Blvd.) (1 hour, 45 minutes). Frequent service.

SANTA CATALINA ISLAND—Avalon (Daily) to Wilmington (Via Steamer). Leave Los Angeles 7:40, leave Wilmington 9:00, arrive Avalon 11:10. Return leave Avalon 3:30, arrive Wilmington 4:30, arrive Los Angeles 5:40.

Table 134

**FROM LOS ANGELES
 (MOTOR COACH SERVICE)**

BURBANK LINE (55 minutes). Frequent service.

GLENDALE LINE (40 minutes). Frequent service.

LOS ANGELES—HOLLYWOOD—BEVERLY HILLS LINE—West Hollywood (1 hour, 10 minutes). Frequent service.

REDONDO BEACH—Culver City, Westchester, Playa Del Rey, El Segundo, Manhattan Beach, Hermosa Beach (1 hour, 15 minutes)—Frequent service.

LOS ANGELES—NORTH HOLLYWOOD, VAN NUYS via HOLLYWOOD. (From 6th and Olive Sts.) (1 hour, 15 minutes). Frequent service. Motor Coach connections at Van Nuys for Canoga Park and San Fernando.

LOS ANGELES—NORTH HOLLYWOOD—VAN NUYS—via RIVERSIDE DRIVE (1 hour, 5 minutes). Frequent service. No Sunday or Holiday service on this line.

SANTA MONICA via BEVERLY HILLS LINE—Carthay Center, Westwood, West Los Angeles, Ocean Park (1 hour, 15 minutes). Frequent service.

SANTA MONICA via WILSHIRE BLVD. (From 6th and Hill Sta.) (1 hour, 10 minutes). Frequent service.

LOS ANGELES—CULVER CITY—VENICE LINE—Culver City, Palms, Mar Vista, Venice, Ocean Park, Santa Monica (1 hour, 10 minutes). Frequent service.



GO PULLMAN

Comfortable — Convenient — Safe

Ever stop to think why train travel—and especially Pullman travel—is such a restful, relaxing and satisfying way of going places? Actually there are lots of reasons. Mostly it's because everything is done so smoothly and unobtrusively for your comfort and pleasure.

What other mode of travel gives you all this? Full-length beds with full-size sheets and blankets; a private room of your own, if you wish, with its own private lavatory facilities; air-cooling and air-conditioning; a friendly porter to give you prompt and attentive service day or night; ice water at your finger tips; delicious Dining Car meals, courteously served; a Lounge Car for refreshing beverages, magazines, newspapers and congenial traveling companions.

GENERAL INFORMATION FOR OUR PATRONS



SPECIAL NOTICE—Due to necessity we are sometimes required to revise schedules on such short notice as to make it impractical to inform our patrons through new time table folders. The schedules and information shown herein are therefore subject to change without notice. Every reasonable effort is made to insure accuracy in these time tables and to maintain schedules shown. However, no responsibility is assumed for possible errors or for inconvenience or damage resulting from delayed trains or failure to make connections, such matters generally being due to conditions beyond our control.



TIME—Pacific Time is used on all Lines of the Southern Pacific except at Ogden, Utah, and between Yuma, Ariz., El Paso, Texas, and Tucuman, N.M., where Mountain Time is used and between Ysleta, Texas, and New Orleans, La., where Central Time is used. Time from 12:01 midnight to 12:00 noon (A. M. time) is shown in light faced figures; time from 12:01 noon to 12:00 midnight (P. M. time) is shown in dark faced figures.



TAX—The Federal Revenue Tax Act has placed a tax of 10% on cost of transportation including cost of reserved seats and berths in Pullman Sleepers, except that tax will not apply to amounts paid for transportation which do not exceed 35 cents nor amounts paid for commutation tickets for one month or less.



DAYLIGHT SAVING TIME—All times shown in this folder are Standard Times unless otherwise noted.

SET YOUR WATCH—When change in time standards is indicated in station columns watches should be set ahead one hour on eastbound trip and one hour back on westbound trip.



STATION PASSENGER AGENT—Southern Pacific has station passenger agents, in addition to the "Men in Grey", at its more important terminals to answer questions and assist with your transportation problems. Please feel free to avail yourself of their services.



TELEGRAPH SERVICE—For the convenience of our passengers, Western Union Telegraph service is available from many stations. If you wish, you may hand your message to train porter who will see that it is transmitted from the next station at which train stops.



WHY NOT CHECK YOUR HAND BAGS ON TRAIN?—One or two bags usually are ample to meet all necessary requirements for the average passenger while traveling. Additional luggage may be handled under check in baggage service, without cost, which adds to the convenience and comfort of passengers enroute.



TELEGRAPH RAILROAD TICKETS—Do you know you can arrange transportation for relatives or friends without the necessity of forwarding funds by mail or otherwise? Your nearest Southern Pacific agent will be glad to explain our prepaid order service which enables you to send transportation and a limited amount of cash by telegraph to most points in the United States, without additional cost.



BAGGAGE—To reduce chances of disappointment at destination because of delayed arrival of your personal baggage, it should be checked one day or more in advance. All baggage should be marked with your name and address and tags for this purpose may be secured from baggage offices. Special baggage delivery service is operated between the larger cities under which baggage will be called for and checked direct to residence, hotel or business house at destination. Arrangements for delivery of baggage may also be made thru principal baggage offices. Transfer company will make their regular charge for these services.



TRAVELER'S CHEQUES—When you purchase your ticket it is possible to protect the funds you carry with you on your journey by changing your cash into American Express Travelers Cheques. The charge for these Cheques is only 75c for each \$100 purchased. If they should be lost or stolen before you have signed them the second time, the American Express refunds the amount involved.



On each adult first-class or Trans-Continental Coach ticket 150 pounds of baggage not exceeding \$100.00 in value may be checked free. On each child's half fare ticket of either class 75 pounds of baggage not exceeding \$50.00 in value may be checked free. No single piece of baggage exceeding 300 pounds in weight or 72 inches in greatest measurement will be checked. Any excess weight or value will be charged for in accordance with tariff regulations.

Storage will be charged on each piece inbound or outbound, checked or not checked, remaining over 24 hours, such baggage being held at owner's risk.

Value up to \$2500.00 may be declared on baggage of any one passenger at cost of 20 cents for each additional \$100.00 or fraction thereof over that allowed on their ticket. Any single piece of baggage belonging to more than one passenger will be limited to \$2500.00. Baggage and Personal Effects insurance may also be purchased at the principal baggage and ticket offices.



STOPPING TRAINS ON FLAG—Where trains are scheduled to stop on flag, please give advance notice to agent or conductor so necessary arrangements may be made.



BAGGAGE TO MEXICO—is subject to inspection by Customs officers and should be forwarded at least 48 hours in advance. It may not be checked beyond the International Boundary Gateways; namely Nuevo Laredo, Tamp.; Laredo, Tex.; Piedras Negras, Coah.; Eagle Pass, Tex.; Ciudad Juarez, Chih.; El Paso, Tex.; Naco, Ariz.; Nogales, Ariz.

RED CAP BAGGAGE—Red Cap station porters, who are salaried employes, are available at principal stations to handle passengers' hand baggage at a tariff charge of 15¢ per article handled. Carriers' liability for loss or damage will not exceed \$50.00 per hand trunk, suitcase or traveling bag and contents nor more than \$10.00 for each box, bundle or package and contents unless a greater value is declared in writing at time of checking. No bag or article exceeding \$500.00 in value will be accepted for handling by Red Cap porters.



LOST ARTICLES—Application for articles lost on trains or in stations should be made to any Agent, or to the General Baggage Agent at San Francisco, Calif., or Houston, Tex., or to General Passenger Offices at Portland, Ore., Oakland, Calif., Los Angeles, Calif., Phoenix, Ariz., El Paso, Texas, or New Orleans, La. Articles found in Pullman cars are returned to that Company and report of loss should be made direct to the Pullman Company.



HAND BAGGAGE BETWEEN TRAINS—To relieve you of your hand baggage during your stay between trains and providing you hold Pullman, parlor car or reserved seat car reservations on an outbound train departing the same day, arrangements have been made whereby:

At SAN FRANCISCO or OAKLAND PIER—if your outbound train departs two hours or more after your arrival, the Pullman or Chair Car porter of your inbound train will arrange to check your hand baggage direct to your outbound space at the outgoing station or departing from the same station. Charge 30¢ per piece.



CHILDREN'S FARES—Children under five years of age when accompanied by parent or guardian ride free; five years of age and under twelve, half fare; twelve years of age or over, full fare.



LOST TICKETS—If you lose your railroad or Pullman ticket please notify conductor or the nearest ticket agent. Cash fare should be paid on train or another ticket purchased via same route, taking RECEIPT in either case. Receipt and details of the loss of original ticket, including ticket envelope, passenger's check or any item that will serve to identify lost ticket, should be given to agent or forwarded to General Passenger Office of the railroad from which you bought the original ticket. You will be advised promptly regarding refund.



At LOS ANGELES—

1. If your outbound train leaves within one hour after your arrival in Los Angeles, Red Cap porters meeting your train will check your hand baggage upon detraining and transfer it to your space on the outbound train. Charge 15¢ per piece.

2. If your outbound train leaves more than one hour after your arrival, the Pullman or Chair Car porter on your inbound train will check your hand baggage direct to your outbound space. Charge 30¢ per piece.



ADJUSTMENT OF FARES—In the event of any misunderstanding with conductor as to proper fare or ticket privileges, please pay fare requested, take receipt and refer matter for investigation to the General Passenger Office of the railroad from which you purchased the ticket. Conductors have no discretionary power in such matters, and are governed by rules which they are not authorized to change.

At HOUSTON and NEW ORLEANS—You may arrange with Red Cap porter meeting your train for transfer of your hand baggage to your outbound space. Charges on each piece at New Orleans 15¢; Houston 25¢.



REDEMPTION OF TICKETS—Unused or partly used tickets of this company's issue will be redeemed to original purchaser at the difference between the amount paid and cost of service performed.

At CHICAGO—

1. If you are a Pullman passenger on the "City of San Francisco" or "Golden State" and hold Pullman space on the "Twentieth Century Limited", "Commodore Vanderbilt", "Capitol Limited", "Broadway Limited", "The General" or "Liberty Limited", your Pullman porter will arrange for the transfer of your hand baggage to your outbound space. This arrangement applies in either direction. Charge 75¢ per piece.

2. When there are three hours or more between arrival in Chicago and departure of outbound train, you may arrange with Railroad Transfer, Inc., representative to transfer your hand baggage to your outbound station where it may be claimed at the parcel check room. Charge for this service is the usual parcel checking fee plus a charge of 25¢ per piece.



AIR-CONDITIONED TRAINS—Air-conditioned cars are operated in regular sections of trains as indicated in these time tables. However, it is necessary to include non-air-conditioned cars in the consist of regular trains as well as extra trains, at times of unusual volume of traffic or in the case of emergencies.

PARCEL LOCKERS—are available at principal stations for your convenience in temporarily storing luggage, parcels, etc.

WESTBOUND RAIL FARES

(10% Transportation Tax not included)

These fares are compiled from current tariffs via direct routes and are for information only. Not to be used for selling purposes. Subject to change without notice.

ONE WAY — 30 DAY LIMIT

FROM	TO	San Francisco, Oakland, Cal.		Los Angeles, San Diego, Cal.		Portland, Ore. (via California)		Reno, Nev.		Phoenix, Ariz.		Tucson, Ariz.		El Paso, Tex.	
		Class	First	Coach	First	Coach	First	Coach	First	Coach	First	Coach	First	Coach	First
Atlanta	..Ga.	\$94.15	\$67.31	\$86.09	\$61.49	\$103.57	\$74.04	\$94.15	\$67.31	\$76.73	\$55.08	\$71.83	\$51.57	\$59.14	\$42.48
Baltimore	..Md.	117.33	84.17	109.60	79.04	117.72	85.42	110.78	80.46	101.38	72.79	96.47	69.27	83.78	60.19
Birmingham	..Ala.	87.42	62.49	80.25	57.36	96.84	69.22	87.42	62.49	71.40	51.10	66.50	47.59	52.41	37.66
Boston	..Mass.	129.85	94.55	127.79	91.91	129.85	94.55	122.91	89.60	113.76	81.93	109.28	78.72	97.76	70.48
Buffalo	..N. Y.	106.38	76.91	106.38	76.91	106.38	76.91	99.44	71.96	94.99	68.85	90.09	65.33	77.40	56.25
Charleston	..S. C.	105.63	75.48	96.87	69.18	116.12	82.98	105.63	75.48	89.94	64.52	85.04	61.01	72.35	51.92
Chattanooga	..Tenn.	90.85	64.89	83.67	59.77	100.26	71.62	90.85	64.89	74.82	53.51	69.92	49.99	57.23	40.91
Chicago	..Ill.	81.49	58.21	81.49	58.21	81.49	58.21	74.55	53.26	70.11	50.15	65.21	46.63	52.51	37.55
Cincinnati	..Ohio	91.19	65.90	89.74	64.26	95.45	68.66	87.56	63.29	78.34	56.18	73.44	52.66	60.74	43.58
Cleveland	..Ohio	97.64	70.36	97.64	70.36	97.64	70.36	90.70	65.40	86.26	62.30	81.35	58.78	68.66	49.70
Dallas	..Tex.	67.53	48.24	53.81	38.44	76.76	54.82	67.53	48.24	39.77	28.44	35.31	25.24	26.15	18.70
Denver	..Colo.	50.17	35.84	50.17	35.84	64.63	46.16	41.36	29.56	39.51	28.28	39.51	28.26	26.84	19.17
Detroit	..Mich.	94.97	68.30	94.97	68.30	94.97	68.30	88.03	63.35	83.59	60.24	78.69	56.72	65.99	47.64
Houston	..Tex.	75.50	53.93	60.41	43.14	84.54	60.39	74.61	53.30	46.37	33.16	41.91	29.95	33.40	23.87
Indianapolis	..Ind.	86.61	62.45	86.61	62.45	90.25	64.75	82.98	59.80	75.21	54.37	70.31	50.85	57.61	41.77
Jacksonville	..Fla.	102.25	73.08	95.08	67.96	114.63	81.92	102.25	73.08	86.23	61.70	81.32	58.18	68.63	49.10
Kansas City	..Mo.	64.63	46.17	64.63	46.17	71.09	50.78	64.09	45.81	53.22	38.08	48.32	34.57	35.63	25.48
Knoxville	..Tenn.	95.29	68.12	88.19	63.00	102.35	73.12	93.23	66.62	79.34	56.74	74.43	53.22	61.74	44.14
Louisville	..Ky.	88.52	63.59	84.86	60.66	93.94	67.44	84.88	60.98	73.46	52.57	68.55	49.06	55.86	39.97
Memphis	..Tenn.	78.11	55.80	70.94	50.67	87.53	62.53	78.11	55.80	62.09	44.42	57.18	40.90	44.49	31.82
Miami	..Fla.	115.59	82.60	108.42	77.48	128.02	91.44	115.59	82.60	99.57	71.22	94.67	67.70	81.97	58.62
Milwaukee	..Wis.	83.33	59.54	83.33	59.54			75.25	53.75	72.28	51.70	67.38	48.18	54.68	39.10
Minneapolis	..Minn.	77.26	55.19	77.26	55.19			69.20	49.42	68.33	48.81	64.19	45.85	52.66	37.62
Montgomery	..Ala.	87.42	62.49	80.25	57.36	99.84	71.33	87.42	62.49	71.40	51.10	66.50	47.59	53.80	38.50
Nashville	..Tenn.	87.42	62.49	80.25	57.39	94.07	67.54	85.01	61.11	71.79	51.35	66.89	47.83	54.19	38.75
New Orleans	..La.	81.49	58.21	72.94	52.10	95.15	67.97	81.49	58.21	64.81	46.63	59.89	43.11	47.20	34.03
New York	..N. Y.	124.43	90.46	118.99	85.59	124.43	90.46	117.48	85.50	110.13	79.33	105.23	75.81	92.54	66.73
Norfolk	..Va.	118.36	84.58	110.28	78.77	121.65	88.43	114.71	83.35	100.94	72.36	96.03	68.84	83.34	59.76
Oklahoma City	..Okla.	66.00	47.15	54.95	39.25	75.58	54.00	63.70	45.51	44.16	31.61	40.24	28.80	27.54	19.72
Philadelphia	..Pa.	120.17	87.28	114.75	82.40	120.17	87.28	113.23	82.32	105.88	76.15	100.98	72.63	88.28	63.55
Pittsburgh	..Pa.	103.70	74.87	103.70	74.87	103.70	74.87	96.76	69.91	92.32	66.80	87.41	63.28	74.72	54.20
St. Louis	..Mo.	74.88	53.50	74.88	53.50	80.30	57.35	71.24	50.89	63.47	45.41	58.57	41.90	45.87	32.81
San Antonio	..Tex.	70.06	50.04	52.67	37.62	84.54	59.61	70.21	50.16	38.63	27.63	34.17	24.42	24.90	17.79
Tulsa	..Okla.	70.33	50.23	59.27	42.35	76.76	54.82	65.16	46.55	48.49	34.70	44.56	31.90	31.87	22.82
Washington	..D. C.	117.33	84.17	110.23	79.04	117.72	85.42	110.78	80.46	101.38	72.79	96.47	69.27	83.78	60.19
Winston-Salem	..N. C.	107.50	76.83	100.03	71.45	114.63	81.88	105.50	75.38	91.10	65.33	86.19	61.81	73.50	52.73

*-To San Diego first class fare \$50.58, coach class \$40.41.

○-To San Diego first class fare \$60.91, coach class \$43.51.

ROUND TRIP — SIX MONTHS LIMIT

FROM	TO	San Francisco, Oakland, Cal.		Los Angeles, San Diego, Cal.		Portland, Ore. (one-way via California)		Reno, Nev.		Phoenix, Ariz.		Tucson, Ariz.		El Paso, Tex.	
		Class	First	Coach	First	Coach	First	Coach	First	Coach	First	Coach	First	Coach	First
Atlanta	..Ga.	\$153.30	\$114.60	\$153.30	\$114.60	\$169.25	\$121.75	\$146.65	\$109.35	\$129.70	\$99.20	\$121.55	\$92.90	\$100.40	\$76.50
Baltimore	..Md.	196.40	140.95	196.40	140.95	201.60	140.95	193.95	135.70	174.25	131.05	166.15	124.75	144.95	108.40
Birmingham	..Ala.	141.20	105.90	141.20	105.90	157.10	113.00	134.55	100.65	117.55	90.55	110.90	85.75	89.75	69.35
Boston	..Mass.	225.70	158.65	225.70	158.65	225.70	158.65	218.00	153.40	209.75	154.30	201.60	147.95	174.20	129.70
Buffalo	..N. Y.	180.10	126.50	180.10	126.50	180.10	126.50	172.45	121.25	164.20	122.15	156.00	115.80	134.85	99.45
Charleston	..S. C.	172.75	131.60	172.75	131.60	191.80	137.80	166.10	126.35	153.50	116.20	145.35	109.90	124.20	93.50
Chattanooga	..Tenn.	148.60	110.20	148.60	110.20	163.10	117.00	141.95	104.95	126.45	96.35	118.30	90.05	97.15	73.70
Chicago	..Ill.	132.80	94.70	132.80	94.70	132.80	94.70	125.15	89.45	116.90	90.30	108.70	83.95	87.55	67.65
Cincinnati	..Ohio	151.10	113.00	151.10	113.00	160.40	114.85	150.95	107.75	131.25	101.15	123.15	94.85	102.00	78.45
Cleveland	..Ohio	164.45	117.45	164.45	117.45	164.45	117.45	156.80	112.20	148.55	113.10	140.35	106.75	119.20	90.45
Dallas	..Tex.	111.35	79.40	97.10	72.20	135.95	98.70	104.70	74.15	66.35	51.20	58.85	45.50	43.60	33.75
Denver	..Colo.	84.70	63.65	84.70	63.65	108.05	80.40	69.80	54.05	64.55	49.85	57.15	44.15	44.75	34.55
Detroit	..Mich.	159.50	114.25	159.50	114.25	159.50	114.25	151.85	109.00	143.60	109.90	135.40	103.55	114.25	87.20
Houston	..Tex.	111.35	79.40	108.05	77.85	135.95	98.70	104.70	74.15	77.30	59.70	69.90	53.95	55.70	43.80
Indianapolis	..Ind.	149.10	107.55	149.10	107.55	150.30	107.75	142.45	102.30	129.30	99.45	121.15	93.15	100.00	76.80
Jacksonville	..Fla.	167.90	125.00	167.90	125.00	187.85	135.00	161.25	119.75	145.75	111.15	137.60	104.85	116.45	88.50
Kansas City	..Mo.	108.55	79.45	108.55	79.45	120.00	88.35	101.85	74.20	88.75	68.60	80.55	62.30	59.40	45.90
Knoxville	..Tenn.	154.90	115.75	154.90	115.75	166.90	119.75	148.25	110.50	134.60	102.20	126.45	95.90	105.30	79.50
Louisville	..Ky.	142.30	106.75	142.30	106.75	156.45	112.25	142.30	101.50	122.45	94.70	114.30	88.40	93.15	72.00
Memphis	..Tenn.	125.65	93.85	125.65	93.85	144.20	102.85	119.00	88.60	103.50	80.00	95.35	73.70	74.20	57.30
Miami	..Fla.	192.00	142.25	192.00	142.25	211.90	152.20	185.35	137.00	169.85	128.40	161.70	122.10	140.50	105.65
Milwaukee	..Wis.	132.80	94.70	132.80	94.70	132.80	94.70	126.15	89.45	120.50	93.10	112.30	86.80	91.15	70.40
Minneapolis	..Minn.	129.60	94.70	129.60	94.70	129.60	94.70	116.20	89.90	113.95	87.90	107.00	82.60	87.80	67.75
Montgomery	..Ala.	141.20	105.90	141.20	105.90	161.10	115.85	134.55	100.65	119.05	92.05	110.90	85.75	89.75	69.35
Nashville	..Tenn.	141.20	105.90	141.20	105.90	151.90	109.00	134.55	100.65	121.00	92.45	112.85	86.15	91.70	69.80
New Orleans	..La.	125.65	93.85	125.65	93.85	158.70	113.20	119.00	88.60	108.05	83.95	99.90	77.65	78.70	61.30
New York	..N. Y.	213.95	149.55	213.95	149.5										

PULLMAN SLEEPING CAR RATES

Not for selling purposes (10 % Federal Tax not included)
 Following are current continuous trip fares published for information purposes only and are subject to change without notice.

LOWER STANDARD PULLMAN RATES

AND BETWEEN	San Francisco, Cal.	Los Angeles, Cal.	Ogden, Utah	Phoenix, Ariz.	Tucson, Ariz.	El Paso, Tex.	San Antonio, Tex.	Houston, Tex.	New Orleans, La.	Reno, Nev.	Portland, Ore. (Via Calif.)
Atlanta Ga.	\$25.05	\$23.35	\$21.05	\$20.10	\$18.85	\$15.90	\$12.40	\$9.55	\$ 6.25	\$25.05	○
Baltimore Md.	29.35	29.35	22.60	25.70	24.75	21.65	17.85	15.60	12.40	○	○
Birmingham Ala.	22.60	22.60	19.45	29.45	18.20	15.15	10.70	8.15	5.40	22.60	○
Boston Mass.	31.80	31.80	24.30	29.35	26.80	24.30	21.65	19.85	16.90	○	○
Buffalo N. Y.	27.55	27.55	20.45	25.05	22.60	20.45	17.85	16.90	13.75	25.70	○
Charleston S. C.	26.80	26.80	24.30	○	○	19.20	14.85	12.40	8.90	26.80	○
Chattanooga Tenn.	25.05	25.05	20.45	19.85	18.85	19.20	14.85	12.40	8.90	26.80	○
Chicago Ill.	22.60	22.60	15.60	20.45	18.85	15.90	12.40	9.55	6.25	25.05	○
Cincinnati Ohio	25.05	25.05	18.85	21.35	20.45	15.60	13.75	12.85	10.70	20.75	○
Cleveland Ohio	25.70	25.70	18.85	23.35	21.05	17.25	13.75	12.85	9.55	25.05	○
Dallas Tex.	18.85	16.55	15.60	12.40	11.00	8.15	5.40	5.40	7.05	○	\$24.75
Denver Colo.	16.55	16.55	8.15	13.75	13.75	10.70	13.15	12.40	14.85	13.75	○
Detroit Mich.	25.70	25.70	18.85	22.20	21.05	17.85	15.60	14.50	12.40	23.95	○
El Paso Tex.	13.15	9.55	○	6.25	5.40	○	7.40	9.55	13.15	18.55	○
Fresno Cal.	5.00	5.00	11.00	8.90	9.55	12.85	17.85	18.85	20.45	5.40	20.10
Houston Tex.	18.85	17.85	17.85	14.50	13.15	9.55	5.40	○	○	○	11.00
Indianapolis Ind.	24.30	24.30	17.85	20.75	19.85	18.55	13.75	12.85	9.55	○	25.05
Jacksonville Fla.	25.70	25.70	24.30	○	○	18.85	13.15	10.70	7.05	25.70	○
Kansas City Mo.	19.45	19.45	13.15	16.55	14.85	11.45	9.55	9.55	9.55	18.55	○
Knoxville Tenn.	○	○	○	○	○	○	○	○	○	○	○
Los Angeles Cal.	5.00	○	12.85	5.90	6.60	9.55	15.60	17.85	20.45	8.15	12.85
Louisville Ky.	24.30	24.30	18.85	20.75	19.85	18.55	13.15	11.75	8.90	24.30	○
Memphis Tenn.	21.05	21.05	17.25	17.85	16.55	13.15	8.90	8.15	5.40	21.05	○
Miami Fla.	30.05	30.05	29.65	○	○	○	○	○	○	○	○
Milwaukee Wis.	23.60	23.60	15.60	20.45	17.85	15.60	13.75	12.85	11.45	30.05	○
Minneapolis Minn.	22.60	22.60	15.60	21.05	18.85	16.55	14.85	14.85	13.55	○	○
Montgomery Ala.	22.60	22.60	20.45	19.45	18.20	15.15	10.70	8.15	5.40	22.60	○
Nashville Tenn.	22.60	22.60	18.85	19.85	18.85	15.90	12.40	9.55	7.05	22.60	○
New Orleans La.	20.45	20.45	20.45	17.25	15.60	13.15	7.05	5.40	○	○	○
New York N. Y.	31.05	31.05	23.35	27.90	25.70	23.35	20.45	17.85	14.85	28.95	27.15
Norfolk Va.	29.35	29.35	24.30	26.45	25.05	21.65	17.85	15.60	12.40	29.35	○
Ogden Utah	9.55	12.85	○	○	○	○	○	○	○	○	○
Oklahoma City Okla.	18.85	17.25	15.90	13.55	11.75	8.90	7.05	6.25	9.30	7.05	15.60
Omaha Neb.	19.45	19.45	12.40	17.85	16.55	13.55	12.40	11.45	12.85	17.25	○
Philadelphia Pa.	30.05	30.05	22.60	27.15	25.05	22.60	19.45	17.25	13.75	28.25	○
Phoenix Ariz.	9.55	5.90	○	○	5.40	6.25	12.40	14.50	17.25	○	16.90
Pittsburgh Pa.	26.80	26.80	19.45	23.95	21.65	19.45	17.25	15.60	12.40	24.75	○
Portland Ore.	8.90	12.85	○	16.90	17.85	20.10	24.75	25.05	27.15	10.30	○
Sacramento Cal.	○	5.00	8.90	9.55	10.70	13.15	17.85	18.85	20.45	5.40	48.60
San Antonio Tex.	17.85	15.60	18.85	12.40	10.70	7.40	○	5.40	7.05	○	24.75
San Francisco Cal.	○	5.00	9.55	9.55	10.70	13.15	17.85	18.85	20.45	5.40	24.75
Seattle Wash.	10.70	14.50	○	18.55	19.45	20.10	24.75	25.05	27.15	5.40	8.90
St. Louis Mo.	21.65	21.65	15.60	18.55	17.25	13.75	11.45	10.30	8.60	11.75	5.40
Tacoma Wash.	10.30	13.75	○	17.85	18.85	20.10	24.75	25.05	27.15	20.75	○
Tucson Ariz.	10.70	6.60	○	5.40	○	5.40	10.70	13.15	15.60	11.45	5.40
Tulsa Okla.	19.45	18.55	15.90	*14.50	*12.85	*9.55	7.40	7.05	8.90	19.45	17.85
Washington D. C.	29.35	29.35	22.60	25.70	24.75	21.65	17.85	15.60	12.40	○	○
Winston-Salem N. C.	28.25	28.25	25.90	○	○	○	16.90	14.50	10.70	○	○

TO FIGURE RATES ON OTHER PULLMAN ACCOMMODATIONS:
 Find lower berth rate in this table and apply to table on next page.

○-Pullman rates must be constructed by use of combination fares according to route used. Consult ticket Agent.

*-From Holdenville, Okla.
 †-To Chicago, Ill., only.

‡-From Davis, Calif.
 †-Does not apply via Chicago.

PARLOR CAR SEAT FARES

Between San Francisco, Los Angeles, Portland, Oregon.

Coast Daylight Trains 98-99			Shasta Daylight Trains 9-10		
And	BETWEEN		And	BETWEEN	
San Francisco	Los Angeles	Portland	San Francisco	Los Angeles	Portland
San Jose	\$.80	\$2.20	Davis	\$.80	\$4.50
Salinas85	1.80	Redding	1.70	3.50
San Luis Obispo	1.10	1.10	Klamath Falls	2.85	2.30
Santa Barbara	1.80	.80	Eugene	4.25	1.00
Glendale	2.20	.80	Albany	4.50	.80
Los Angeles	2.20	○	Salem	4.75	.80
			Portland	5.00	○

SPECIAL SERVICE CHARGE—COACH SEATS

Between San Francisco, Los Angeles, Portland, Oregon

Coast Daylight Trains 98-99 Starlight Trains 94-95				San Joaquin Daylight Trains 51-52				Shasta Daylight Trains 9-10 Cascade Trains 11-12			
And	BETWEEN	San Francisco	Los Angeles	And	BETWEEN	San Francisco	Los Angeles	And	BETWEEN	San Francisco	Portland
San Jose	\$.25	\$.75	○	Sacramento	○	○	\$1.00	Davis	\$.50	\$1.00	○
Salinas50	.75	○	Pittsburg25	.75	.75	Redding50	1.00	○
San Luis Obispo50	.50	○	Modesto, Merced50	.75	.75	Klamath Falls75	.75	○
Santa Barbara75	.50	○	Fresno50	.50	.50	Eugene	1.00	.50	○
Glendale	1.00	.25	○	Bakersfield75	.50	.50	Albany	1.00	.50	○
Los Angeles	1.00	○	○	Glendale	1.00	.25	.25	Salem	1.00	.50	○
				Los Angeles	1.00	○	○	Portland	1.00	.25	○

SOUTHERN PACIFIC

City Ticket Offices

TABLE FOR COMPUTING VARIOUS TYPE PULLMAN ACCOMMODATIONS
(10% Federal Tax Not Included)

STANDARD PULLMAN RATES

Where Lower Berth Is	Upper Berth	Roomette		Bedroom		Compartment	Drawing Room
		For One Person	For One Person	For Two Persons	For Two or More Persons	For Two or More Persons	
\$ 5.00	\$ 3.80	\$ 7.00	\$ 9.50	\$11.05	\$14.45	\$19.00	
5.40	4.10	7.55	10.20	11.90	15.55	20.40	
5.90	4.45	8.20	11.25	13.05	16.60	22.50	
6.25	4.80	8.80	11.90	13.70	17.45	23.80	
6.60	5.05	9.30	12.50	14.50	19.05	25.00	
7.05	5.30	9.85	13.45	15.55	19.80	26.90	
7.40	5.70	10.35	14.10	16.35	21.35	28.20	
7.75	5.90	10.85	14.75	17.00	22.10	29.50	
8.15	6.20	11.40	15.55	17.95	22.75	31.10	
8.60	6.50	11.95	16.35	18.90	24.25	32.70	
8.90	6.70	12.40	16.95	19.60	25.00	33.90	
9.30	7.05	12.90	17.65	20.45	26.45	35.30	
9.65	7.30	13.45	18.20	21.05	27.10	36.40	
10.00	7.55	13.90	19.05	22.00	27.85	38.10	
10.30	7.85	14.50	19.60	22.70	29.30	39.20	
10.70	8.10	14.95	20.30	23.55	29.95	40.60	
11.00	8.40	15.50	20.90	24.25	31.40	41.80	
11.45	8.65	16.00	21.75	25.15	32.20	43.50	
11.75	8.90	16.50	22.30	25.85	32.85	44.60	
12.10	9.20	16.95	23.00	26.65	34.30	46.00	
12.40	9.45	17.45	23.60	27.30	35.00	47.20	
12.85	9.80	17.95	24.40	28.35	36.40	48.80	
13.15	10.00	18.40	25.05	28.95	37.05	50.10	
13.55	10.25	18.90	25.70	29.80	37.75	51.40	
13.75	10.60	19.35	26.25	30.35	39.15	52.50	
14.25	10.75	19.85	27.05	31.30	39.70	54.10	
14.50	11.05	20.30	27.65	32.00	41.15	55.30	
14.85	11.30	20.75	28.15	32.65	41.75	56.30	
15.15	11.55	21.20	28.80	33.35	42.40	57.60	
15.60	11.85	21.75	29.60	34.25	43.80	59.20	
15.90	12.05	22.20	30.15	34.95	44.50	60.30	
16.20	12.35	22.70	30.80	35.60	45.90	61.60	
16.55	12.65	23.15	31.45	36.50	46.55	62.90	
16.90	12.80	23.60	32.10	37.15	47.25	64.20	
17.25	13.10	24.15	32.80	37.95	48.60	65.60	
17.60	13.35	24.65	33.40	38.65	49.15	66.80	
17.85	13.60	25.05	33.90	39.30	50.55	67.80	
18.20	13.85	25.55	34.65	40.10	51.15	69.30	
18.55	14.10	25.90	35.25	40.80	51.75	70.50	
18.85	14.35	26.35	35.85	41.50	53.10	71.70	
19.20	14.55	26.90	36.40	42.15	53.70	72.80	
19.45	14.85	27.25	37.05	42.85	55.10	74.10	
19.85	15.10	27.70	37.75	43.65	55.65	75.50	
20.10	15.25	28.15	38.20	44.20	56.30	76.40	
20.45	15.60	28.60	38.75	44.90	57.55	77.50	
20.75	15.75	28.95	39.45	45.70	58.10	78.90	
21.05	16.05	29.50	40.05	46.40	59.45	80.10	
21.35	16.25	29.95	40.55	46.90	60.10	81.10	
21.65	16.50	30.35	41.10	47.60	60.65	82.20	
21.90	16.60	30.55	41.60	48.15	61.45	83.20	
22.20	16.90	31.00	42.15	48.85	62.20	84.30	
22.60	17.20	31.60	42.90	49.60	63.60	85.80	
22.90	17.40	32.10	43.45	50.30	64.30	86.90	
23.35	17.70	32.50	44.25	51.20	65.05	88.50	
23.60	18.00	33.05	44.90	51.90	66.45	89.80	
23.95	18.20	33.55	45.60	52.80	67.15	91.20	
24.30	18.55	34.00	46.15	53.50	68.55	92.30	
24.75	18.80	34.55	47.00	54.40	69.30	94.00	
25.05	19.05	35.05	47.60	55.10	70.00	95.20	
25.40	19.35	35.55	48.25	55.90	71.40	96.50	
25.70	19.60	36.00	48.85	56.55	72.20	97.70	
26.10	19.90	36.55	49.70	57.55	73.65	99.40	
26.45	20.15	37.05	50.25	58.20	74.30	100.50	
26.80	20.45	37.55	51.00	59.00	75.05	102.00	
27.15	20.70	38.00	51.55	59.70	76.50	103.10	
27.55	20.95	38.50	52.35	60.65	77.15	104.70	
27.90	21.30	39.10	53.00	61.35	78.60	106.00	
28.25	21.50	39.55	53.65	62.15	79.30	107.30	
28.55	21.75	40.00	54.30	62.80	80.00	108.60	
28.95	22.10	40.55	55.10	63.80	81.45	110.20	
29.35	22.30	41.05	55.80	64.60	82.15	111.60	
29.65	22.65	41.60	56.40	65.25	83.60	112.80	
30.05	22.90	42.05	57.05	66.05	84.25	114.10	
30.40	23.10	42.50	57.80	66.85	85.00	115.60	
30.80	23.45	43.10	58.50	67.75	86.50	117.00	
31.05	23.65	43.55	59.05	68.40	87.20	118.10	
31.45	23.95	44.00	59.75	69.25	88.60	119.50	
31.80	24.25	44.55	60.50	70.05	89.35	121.00	

BEAUMONT, TEX. 450 Pearl Street (Phone 4-5621)
 CLAUDE V. BLANKENSHIP..... City Passenger and Ticket Agent
 BEVERLY HILLS, CAL. 499 N. Canon Dr. (Phone CRestview 1-8143)
 J. R. LORD..... City Ticket Agent
 CHICAGO 4, ILL. 77 East Jackson Blvd., 310 So. Michigan Ave.
 (Phone Webster 9-2244)

C. W. PEASE..... City Passenger and Ticket Agent
 CORPUS CHRISTI, TEX. Belden and North Broadway
 (Phone Tulip 2-7404)
 B. L. HICKS..... District Frt. and Pass. Representative
 DALLAS 2, TEX. Telephone Sales, Room 208, Union Terminal
 Bldg. (Phone Randolph 8611)
 B. H. TANNER, District Pass. and Public Relations Representative
 EL PASO, TEX. Room 308 Southern Pacific Building
 (Phone 3-9311)

M. R. MONTGOMERY..... City Passenger and Ticket Agent
 GALVESTON, TEX. 418-419 U.S. National Bank Bldg.
 2201 Market Street (Phone 3-4611)
 C. E. BLAKEMAN..... City Passenger and Ticket Agent
 HARLINGEN, TEX. 122 West Jefferson Street (Phone 565)
 J. A. CLARK..... Ticket Agent
 HOLLYWOOD, CAL. 6553 Hollywood Blvd. (Phone Michigan 6161)
 M. W. TERRY..... City Ticket Agent
 HOUSTON, TEX. Southern Pacific Passenger Station.
 431 Franklin Ave. (Phone Capitol 2-1121).

C. H. SCHUMACHER..... Passenger and Ticket Agent
 HUNTINGTON PARK, CAL. 2627 East Saturn Ave.
 (Phone Michigan 6161)

C. S. PETERSON..... City Ticket Agent
 LAKE CHARLES, LA. Southern Pacific Passenger Station.
 431 Railroad Ave. (Phone Hemlock 9-5141)
 Miss L. M. HAWKINS..... City Ticket Agent
 LONG BEACH 2, CAL. 303 Locust Ave. (Phone Hemlock 5-7481)
 WALTER L. GABRIEL..... City Ticket Agent

LOS ANGELES 14, CAL. 610 S. Main St. (Phone Michigan 6161)
 G. M. COUCH..... Supervisor, Central Travel Service Agency
 NEW ORLEANS 11, LA. 417 Pan American Bldg., 610 Poydras St.
 (Phone Magnolia 4411)

B. D. FOWLER..... City Ticket Agent
 NEW YORK, 20, N. Y. 630 Fifth Ave., International Bldg., Suite 210. (Phone Circle 6-4300)
 J. N. SULLIVAN..... Ticket Agent

OAKLAND 12, CAL. 600 Tribune Tower (Templebar 2-2121)
 R. E. MCGEE..... City Ticket Agent

PALM SPRINGS, CAL. 247 No. Palm Canyon Dr. (Phone 2235)
 SANFORD COOPER..... Traveling Passenger Agent
 PASADENA 1, CAL. 148 E. Colorado (Phone SYcamore 3-1163)
 E. J. MENARD..... City Ticket Agent

PHOENIX, ARIZ. Union Station, 401 W. Harrison St.
 (Phone Alpine 8-6353)

HENRY MOORE..... City Passenger and Ticket Agent
 PORTLAND 4, ORE. 802 S. W. Sixth Ave. (Phone Capitol 8-8181)
 E. T. HOGAN..... Asst. City Ticket Agent
 SALT LAKE CITY, UTAH. Room 400, 73 So. Main St.
 (Phone Empire 3-2601)

LOLA I. FRY..... City Ticket Agent
 SAN ANTONIO 5, TEX. Southern Pacific Passenger Station
 654 East Commerce Street (Phone Capitol 7-3271)

MURRAY SONGER..... Passenger and Ticket Agent
 SAN DIEGO 1, CAL. 137 Broadway (Phone BELmont 2-7111)
 H. KEPPEL..... City Ticket Agent
 SAN FRANCISCO, CAL. 95 Market St. (Phone DOUglas 2-1212)
 C. D. FARRAR..... Supervisor, Central Travel Service Agency

SEATTLE 1, WASH. Room 218 Vance Bldg., 3rd and Union Sts.
 (Phone ELLIott 4357)
 S. G. WILKINSON..... City Ticket Agent

SHREVEPORT 24, LA. 811 Sklar Bldg., 306 Milam St.
 (Phone 5-4203)
 L. L. TOMME..... District Frt. and Pass. Agent

VALLEJO, CAL. 401 York St. (Phone Vallejo 3-7643)
 J. W. DEW..... City Ticket Agent

WACO, TEX. 603-604 Professional Bldg. (Phone 2-1625)
 C. R. DEHM..... Dist. Frt. and Pass. Agent
 WHITTIER, CAL. 143 No. Comstock St. (Phone OXFord 4-7491)
 G. H. KAYLOR..... City Pass. and Ticket Agent

Foreign Agencies—Traffic Department

MEXICO CITY, MEX. Edificio Paris, Avenida 5 de Mayo 32
 L. G. HOFF..... General Traffic Manager—Mexico
 F. V. STARR, Traffic Manager..... J. PARDO VALLINA, General Agent
 GUADALAJARA, MEX. 319-320 San Francisco Building
 JORGE ALARCON..... General Agent
 MONTERREY, MEX. Calle de Morelos 439 Ote. (Pasaje Reimera)
 ALFONSO MARQUEZ..... General Agent
 VANCOUVER, I. B. C. 619 Howe Street
 K. B. CURRIE..... Canadian General Agent

SOUTHERN PACIFIC REPRESENTATIVES

GENERAL OFFICES, SOUTHERN PACIFIC LINES

<p>SAN FRANCISCO, 5, CALIFORNIA..... Southern Pacific Building HOUSTON, 1, TEXAS, 913 Franklin Ave. Southern Pacific Building EL PASO, TEXAS..... Southern Pacific Building PHOENIX, ARIZONA..... 727 Security Building</p> <p style="text-align: center;">General Officers</p> <p>CLAUDE E. PETERSON, Vice-President, System Passenger Traffic—Public Relations W. G. PEOPLES, Vice-President, System Freight Traffic..... San Francisco, 5, Calif., and Houston, 1, Tex.</p> <p style="text-align: center;">Eastern Traffic Officers</p> <p>C. T. COLLETT, General Traffic Manager..... Chicago, 4, Ill. Midwest Territory— Wm. F. COYNE, Passenger Traffic & Public Relations Manager..... Chicago, 4, Ill. W. M. HOLMES, JR., Assistant to Pass. Traffic & Public Relations Manager..... Chicago, 4, Ill.</p> <p>C. M. BIGGS, Freight Traffic Manager..... Chicago, 4, Ill. P. R. CEDER, General Western Freight Agent..... Chicago, 4, Ill. D. C. HALLER, General Freight Agent—Rates..... Chicago, 4, Ill. Eastern Territory— JOEL NEWMAN, Passenger Traffic & Public Relations Manager..... New York, 20, N. Y. GEORGE V. MCART, Assistant to Pass. Traffic & Public Relations Manager..... New York, 20, N. Y. P. E. CARNECK, Freight Traffic Manager..... New York, 6, N. Y. F. M. LALLY, General Eastern Freight Agent..... New York, 6, N. Y.</p> <p style="text-align: center;">Texas-Louisiana Lines</p> <p>H. H. GRAY, Passenger Traffic & Public Relations Manager..... Houston, 1, Tex. J. C. CARTER, Executive Asst., Public Relations..... Houston, 1, Tex. A. P. HADY, Assistant Passenger Traffic & Public Relations Manager..... Houston, 1, Tex. H. A. TENNEY, Assistant General Passenger Agent..... Houston, 1, Tex. F. V. SCHAUB, Asst. Passgr. Traffic & Public Relations Mgr. New Orleans, 14, La. EARL GILBERT, Asst. to Passgr. Trf. & Public Relations Mgr. San Antonio, 5, Tex. J. E. BLEDSOE, General Passenger Agent (Western District)..... El Paso, Tex. C. J. GOOD, General Baggage, Mail and Express Agent..... Houston, 1, Tex. W. A. GAILL, JR., General Supt..... Houston, 1, Tex. L. A. BROCKWELL, Freight Traffic Manager..... Houston, 1, Tex. C. E. WARD, Assistant Freight Traffic Manager..... Houston, 1, Tex. JOS. SPEAR, Assistant Freight Traffic Manager..... Houston, 1, Tex. R. A. COOPER, Asst. Frt. Trf. Mgr. (Central District)..... Houston, 1, Tex. C. W. WATERMAN, Asst. Freight Traffic Manager—(Rates)..... Houston, 1, Tex. HENRY BEST, General Freight Agent..... Houston, 1, Tex. WILLIS J. CARTER, Foreign Freight Agent..... Houston, 1, Tex. A. R. MIELLY, Industrial Commissioner..... Houston, 1, Tex. HAROLD SCHERER, General Freight Agent (Eastern District) New Orleans, 11, La. E. J. SCHAFER, General Freight Agent (Northern District)..... Dallas, 1, Tex. F. D. BUNSEN, General Freight Agent (Western District)..... El Paso, Tex.</p> <p style="text-align: center;">Traffic Department—Pacific Lines</p> <p>CLAUDE E. PETERSON, Vice-Pres., System Pass. Traffic—Public Relations..... San Francisco, 5, Calif. R. M. GILMORE, Asst. Vice-Pres., System Pass. Traffic—Public Relations..... San Francisco, 5, Calif. F. Q. TREDWAY, Asst. to Vice-Pres., System Pass. Traffic—Public Relations..... San Francisco, 5, Calif. J. M. VONAG, JR., Asst. to Vice-Pres., System Pass. Traffic—Public Relations..... San Francisco, 5, Calif. L. G. CROCKETT, Special Assistant..... San Francisco, 5, Calif. J. W. MURPHY, Special Assistant..... San Francisco, 5, Calif. H. E. MOGLER, General Passenger Agent (Rates and Divisions)..... San Francisco, 5, Calif. J. G. SHEA, General Public Relations Manager..... San Francisco, 5, Calif. A. L. KOHN, Advertising Manager..... San Francisco, 5, Calif. H. S. ORNER, Manager, Mail, Baggage and Express Traffic..... San Francisco, 5, Calif. C. G. SHEPHERD, General Baggage Agent..... San Francisco, 5, Calif.</p> <p>Northern District— B. S. QUATLE, Pass. Traffic & Public Relations Manager..... Portland, 4, Ore. Central District— CARL O. OLSEN, Pass. Traffic & Public Relations Manager..... Oakland, 12, Calif. San Francisco District— T. LOUIS CHESB, General Passenger Agent..... San Francisco, 5, Calif. Southern District— J. H. PEUETT, JR., Pass. Traffic & Public Relations Manager..... Los Angeles, 14, Calif.</p> <p>Arizona District— L. H. TRIMBLE, General Passenger Agent..... Phoenix, Ariz. New Mexico District— J. E. BLEDSOE, General Passenger Agent..... El Paso, Tex.</p> <p>W. G. PEOPLES, Vice-President, System Freight Traffic..... San Francisco, 5, Calif. A. G. PARKER, Asst. to V. P. System Freight Traffic..... San Francisco, 5, Calif. M. P. SAYLES, Asst. to V. P. System Freight Traffic..... San Francisco, 5, Calif. E. J. LARSON, Freight Traffic Manager, Rates and Divisions..... San Francisco, 5, Calif.</p> <p>C. D. LAFERRRY, Manager of Industrial Development..... San Francisco, 5, Calif. H. E. MCNAUGHT, Manager Perishable Freight Traffic..... San Francisco, 5, Calif. W. W. HAZELBROGG, General Agent—Merchandise Traffic..... San Francisco, 5, Calif.</p> <p>Central District— W. F. MCGOWAN, Freight Traffic Manager..... San Francisco, 5, Calif. B. J. COMBS, General Freight Agent..... San Francisco, 5, Calif. D. E. PORTER, Industrial Agent..... San Francisco, 5, Calif.</p> <p>Northern District— E. C. ORDWAY, Freight Traffic Manager..... Portland, 4, Ore. G. W. CLARK, Industrial Agent..... Portland, 4, Ore.</p> <p>Southern District— V. F. FRIZZELL, Freight Traffic Manager..... Los Angeles, 14, Calif. R. A. HODCK, General Freight Agent..... Los Angeles, 14, Calif. G. A. ERICKSON, General Industrial Agent..... Los Angeles, 14, Calif.</p>	<p>NEW YORK CITY, 6, NEW YORK..... 165 Broadway NEW ORLEANS, 11, LA., PAD-American Bldg., 610 Poydras St. NEW ORLEANS 13, LA..... Union Passenger Terminal LOS ANGELES, 14, CALIFORNIA..... Pacific Electric Building</p> <p>CHICAGO, 4, ILLINOIS..... (Room 1820) 310 South Michigan Ave. OAKLAND, 12, CALIFORNIA..... 609 Tribune Tower PORTLAND, 4, OREGON..... Pacific Building</p> <p>Arizona District— L. H. TRIMBLE, General Freight Agent..... Phoenix, Ariz. R. A. GREENWADE, Industrial Agent..... Phoenix, Ariz. New Mexico District— F. D. BUNSEN, General Freight Agent..... El Paso, Tex.</p> <p style="text-align: center;">Eastern General Agencies—Traffic Department</p> <p>AMARILLO, TEX. 405 Amarillo Bldg..... (Phone DRake 3-4651) L. C. EDMONDS..... General Agent ATLANTA, 3, GA. 314 Volunteer Bldg..... (Phone WALnut 4889) T. G. BURGESS, General Agent..... R. G. STEPHENS, D.P.&P.R.R. BIRMINGHAM, 3, ALA. 501-6 Empire Bldg., 1928 First Ave., No. T. H. SWANN, General Agent..... (Phone ALpine 1-6244) BOSTON, S. MASS. 209 Old South Bldg., 294 Washington Street T. J. LUCY, General Agent..... (Phone LIBerty 2-9244) F. J. MAGUIRE..... District Passenger & Public Relations Representative BUFFALO, 3, N. Y. 201 Ellicott Square..... (Phone CLEVELand 4668, 4669) J. B. DEWITT..... General Agent BUTTE, MONT. P. O. Box 1938, M. E. MITCHELL, Traveling Frt. and Pass. Agent CHATTANOOGA, 2, TENN. 1012 James Building..... (Phone 6-0366) L. K. BROWN..... District Freight and Passenger Agent CHICAGO, 4, ILL. 77 East Jackson Boulevard..... (Phone WEbster 9-2244) C. E. DANKS..... General Agent Passenger Dept. H. J. RICHARDSON..... Assistant General Agent Passenger Department CHICAGO, 4, ILL. Room 1830, 310 South Michigan Ave. J. J. KANE, General Agent Freight Dept..... (Phone WEbster 9-2244) CINCINNATI, 2, O. 408 Tri-State Bldg., Fifth and Walnut Streets (Phone MAIn 1-1602, 1-1603) J. J. LEWIS, General Agent..... A. C. MILLER, D.P.&P.R.R. CLEVELAND, 13, O. 1130 Terminal Tower Bldg., 50 Public Square (Phone MAIn 1-3412) M. S. VOGEL, General Agent..... O. E. STAHLBERG, D.P.&P.R.R. DENVER, 2, COLO. 808-809 Patterson Bldg., 17th and Welton Streets A. E. THOMPSON, General Agent..... (Phone KEystone 4-6146, 4-6147) DETROIT, 26, MICH. 1037-40 Book Bldg., 1249 Washington Blvd. (Phones WOODward 1-6694, 95, 96) C. F. SMURR, General Agent..... P. T. KOCHER, D.P.&P.R.R. INDIANAPOLIS, 4, IND. 313 Merchants Bank Bldg., 11 South Meridian St. HARRY REYBURN, General Agent..... (Phone MELrose 2-4509) JACKSONVILLE, 2, FLA. 717 Florida Title Building..... (Phone ELgin 5-9359) J. REDD BARRETT, JR..... District Freight and Passenger Agent KANSAS CITY, 6, MO. 802-5 Waidheim Bldg., 6 East 11th St. (Phone VICTor 2-7590) C. G. MENDEL, General Agent..... L. J. POWERS, D.P.&P.R.R. LITTLE ROCK, ARK. 311 Wallace Bldg., Main & Markham (Phone FRanklin 5-9007) W. H. CROW, JR..... District Frt. & Pass. Agent LOUISVILLE, 2, KY. 502 Starks Bldg..... (Phone JUNiper 4-1161) GLEFFORD P. HAEHL..... District Freight and Passenger Agent MEMPHIS, 3, TENN. 725-729 Exchange Bldg., 130 Madison Ave. O. A. BEVIS, General Agent..... (Phones JACKson 5-7447, 5-7448) MILWAUKEE, 3, WIS. 500 Majestic Bldg. 231 West Wisconsin Ave..... (Phone BRoadway 2-1418) O. C. GRANT..... Asst. Gen. Agent Passenger Dept. K. E. MCCLINTOCK..... Asst. Gen. Agent Freight Dept. MINNEAPOLIS, 2, MINN. Room 2030-35, Rand Tower (Phone FEDERAL 2-2524) J. J. McCAULEY, General Agent..... J. C. BECKER, D.P.&P.R.R. NEW YORK, 20, N. Y. Suite 212 International Bldg., 630 Fifth Ave. (Phone CIRCLE 6-4300) R. E. WYNKOOP..... General Agent Passenger Department NEW YORK, 6, N. Y. 165 Broadway..... (Phone CORTland 7-4500) E. H. GERGER..... General Agent Freight Dept. OKLAHOMA CITY, 2, OKLA. 924 Cravens Bldg..... (Phone FOREst 5-8970) H. J. PETERSEN..... General Agent PHILADELPHIA, 2, PA. 700 Packard Bldg., 111 South Fifteenth St. (Phone RITTENhouse 6-7477) G. E. MACCUBBIN, General Agent..... C. W. GUTHER, D.P.&P.R.R. PITTSBURGH, 22, PA. One Gateway Center, Room 596, 420 Fort Duquesne Blvd. (Phones ATLantic 1-1467, 68) J. E. BOLIN, General Agent..... H. E. SCHUSTER, D.P.&P.R.R. ST. LOUIS, 2, MO. 408 Pine Street..... (Phones CHEstnut 1-7745, 1-7746) A. K. SWANS, General Agent..... GEORGE M. BATTY, D.P.&P.R.R. SALT LAKE CITY, 1, UTAH, Room 400, 73 So. Main St. (Phone EMPIRE 3-2601) T. E. HEWITT..... General Agent SAN DIEGO, 1, CAL. 224 Spreckels Bldg., 121 Broadway T. FIELDING, District Freight and Passenger Agent..... (Phone BELmont 2-7111) SEATTLE, 1, WASH. Room 218 Vance Bldg., 3rd and Union Streets C. G. ALTON, General Agent Passenger Dept..... (Phone ELLiot 4357) B. D. VAN COUVER, 1301-1304 Vance Bldg..... General Agent Freight Dept. SPOKANE, 8, WASH. 1129 Old National Bank Building (Phone RIVERSide 1826) A. G. KUSLER..... General Agent TACOMA, 1, WASH..... P. O. Box 1313 W. E. MANESS..... Traveling Passenger Agent TULSA, 3, OKLA. Room 340, Kennedy Bldg., 4th and Boston Sts. (Phone GILSON 7-7365) JOHN REID..... Assistant General Agent TWIN FALLS, IDA..... P. O. Box 381 (Phone 2007) C. N. SULLIVAN..... Traveling Freight and Passenger Agent WASHINGTON, 5, D.C. Suite 230, Shoreham Bldg., 1501 H St., N.W. (Phone EXecutive 3-1125) P. R. CONAGHAN, General Agent..... H. F. BROWN, D.P.&P.R.R. WINSTON-SALEM, 3, N. C. 411 Reynolds Bldg..... (Phone 5-5315) C. S. HARRIMAN..... General Agent</p>	<p style="text-align: center;">Other Departments</p> <p>H. E. LYNCH, Manager, System Dining Car Operations..... San Francisco, 5, Calif.</p>
--	---	---

TRAFFIC REPRESENTATIVES (ON LINE)

ALEXANDRIA, 5, LA. Second and Casson Sts. (Phone 7581):
S. E. NARROW..... District Frt. and Pass. Agent

AUSTIN, 22, TEX. 301 Congress Avenue (Phone 6-4301):
R. A. HODGES..... District Frt. and Pass. Agent

BAKERSFIELD, CAL. S. P. Passenger Station, Baker and Sumner Streets
(Phone FAirview 7-2181):
F. H. MOSES..... Traveling Passenger Agent
C. E. WYKES, Habersfeld Bldg., 1414-17th St. District Freight Agent

BEAUMONT, TEX. 450 Pearl St. (Phone 4-5621):
CLAUDE V. BLANKENSHIP..... City Pass. and Ticket Agent
W. W. GUINN..... District Freight Agent

BERKELEY, 2, CAL. S.P. Passenger Station, 3rd and University Ave.
(Phone TEmplebar 2-2121):
KENNETH E. GOY..... Traveling Passenger Agent

BEVERLY HILLS, CAL. 499 No. Canon Drive (Phone CResview 6-4063)
R. P. FANSETT..... District Passenger & Public Relations Representative
A. M. McDONALD..... District Freight Agent

COLTON, CAL. S. P. Station. Phone { Colton 1212
Riverside—Overland 3-6811
San Bernardino 5167
H. H. HUBER..... Traveling Passenger Agent

CORPUS CHRISTI, TEX. Belden and North Broadway
(Phone TULip 2-7404):
B. L. HICKS..... District Frt. and Pass. Agent

DALLAS, 2, TEX. 208 Union Terminal Bldg. (Phone RAndolph 8611):
B. H. TANNER..... District Passenger & Public Relations Representative
N. W. SMITH, 2300 Canton Street..... District Freight Agent

EL CENTRO, CAL. S. P. Sta.—Main bet. 3rd & Broadway
(Phone ELgin 2-1411):
L. M. FORD..... District Frt. and Pass. Agent

ELKO, NEV. 384 Railroad St. (Phone 44):
R. C. MILLS..... Traveling Frt. and Pass. Agent

EL PASO, TEX. 416 N. Stanton St. (Phone 3-9311):
M. R. MONTGOMERY..... City Passenger and Ticket Agent

EUGENE, ORE. (Phone Diamond 4-1441):
G. W. MORGAN, U. S. Natl. Bank Bldg. District Freight Agent
R. H. HUNT (Pass. Station)..... Traveling Passenger Agent

EUREKA, CAL. N. W. P. RR. Depot. (Phone HIlside 3-0851):
H. J. MAHAN (N. W. P.) .. Asst. District Freight and Passenger Agent

FORT WORTH, 2, TEX. 410-414 Century Bldg. 108 West Eighth St.
H. L. JONES (Phone FAnnin 9151)..... District Freight Agent

FRESNO, 21, CAL. S. P. Passenger Station, H and Mariposa Sts.
(Phone 3-2241):
W. T. PLUMMER..... Distr. Pass. & Public Relations Representative
G. A. THOMAS..... District Freight Agent

GALVESTON, TEX. 418-419 U.S. National Bank Bldg., 2201 Market
Street (Phone 3-4611):
M. J. HENRY..... District Frt. and Pass. Agent

GLENDALE, 4, CAL. S.P. Passenger Station
Railroad Street and Carrizo Avenue (Phone CItirus 1-1009):
A. J. HOWARD..... Distr. Pass. & Public Relations Representative

HARLINGEN, TEX. 122 West Jefferson St. (Phone 565):
R. E. JOHNSON..... District Freight Agent

HAYWARD, CAL. S. P. Station. 25 "A" St. (Phone LUCerne 1-6011):
N. TOOKER..... Traveling Passenger Agent

HOUSTON, 1, TEX. (Phone Capitol 2-1121):
H. A. SHIVER, 431 Franklin Ave. District Passenger & Public Relations Representative

ALLES FOX..... Station Passenger Agent
E. L. BOURG (S. P. Bldg., 907 Franklin Ave.)..... District Freight Agent

KLAMATH FALLS, ORE. Underwood Bldg., 7th and Main Sts.
(Phone TUXedo 2-2501):
T. J. McCARRY..... District Frt. and Pass. Agent

LAKE CHARLES, LA. 431 Railroad Ave. (Phone HEMlock 6-3605):
IVAN WELLS..... District Frt. and Pass. Agent

LONG BEACH, 12, CAL. 303 Locust Avenue (Phone HEMlock 5-8822):
G. A. BALDWIN..... Distr. Pass. & Public Relations Representative
N. L. SMITH, 707 Heartwell Bldg., 19 Pine Ave. (Ph. HEMlock 5-7487):
District Freight Agent

LOS ANGELES, 14, CAL. P.E. Bldg., 610 So. Main St. (Ph. MICH. 6161):
J. E. RICHARDSON..... Asst. General Passenger Agent
W. E. HOKENSON..... Asst. Dist. Pass. Agent
W. D. KELLER, Room 331..... Asst. General Freight Agent
J. E. BLACKBURN..... District Freight Agent

MARYSVILLE, CAL. S.P. Passenger Station, 6th and A Sts.
(Phone 2-2489):
H. B. HOLLIMON..... Traveling Frt. and Pass. Agent

MEFORD, ORE. S. P. Station, 5th and Front Sts. (Phone 2-7173):
R. H. HOLMES..... District Frt. and Pass. Agent

MERCED, CAL. S. P. Passenger Station, N and 16th Sts.
(Phone RA 2-4464):
J. D. HIGHTOWER..... Traveling Frt. and Pass. Agent

MODESTO, CAL. S. P. Station, 9th and J Sts. (Phone 3-6431):
J. D. RICH..... Traveling Frt. and Pass. Agent

MONTEREY, CAL. S. P. Station (Phone Monterey 5-5550):
L. V. OWENS..... Traveling Passenger Agent

NEW IBERIA, LA. Washington and Railroad Aves. (Phone 4-1716):
A. M. DESONIER..... Traveling Frt. and Pass. Agent

NEW ORLEANS, 11, LA. (Phone MAgnolia 4411):
J. R. McINTYRE, 417 Pan American Bldg., 610 Poydras Street..... District Passenger & Public Relations Representative
L. C. KARTER..... District Freight Agent
W. C. HALE, Union Passenger Terminal..... Station Passenger Agent

OAKLAND 7, CAL. S. P. Station, 1st and Broadway (TEmplebar 2-2121):
L. E. RENNER..... Distr. Pass. & Public Relations Representative
JACK ROCHE..... Asst. Distr. Pass. & Public Relations Representative
C. H. REEVER..... Asst. General Freight Agent
F. M. GUERIN..... District Freight Agent

OGDEN, UTAH, Union Station, 25th St. and Wall Ave. (Phone 7584):
E. A. BANCROFT..... Traveling Frt. and Pass. Agent

PALM SPRINGS, CAL. 247 No. Palm Canyon Drive (Phone 2235):
SANFORD COOPER..... Traveling Passenger Agent

PALO ALTO, CAL. S. P. Station (Phone DAvenport 3-6105):
J. J. McDONOUGH..... Distr. Pass. & Public Relations Representative

PASADENA, 1, CAL. 10 So. Arroyo Parkway (Phone SYcamore 3-1164):
J. S. SPETLER..... Distr. Pass. & Public Relations Representative

PHOENIX, ARIZ. (Phone ALpine 8-6353):
A. W. PHENOVIST, Room 11, Union Station,
401 West Harrison St. Distr. Pass. & Public Relations Representative
F. W. LAWELL, 234 North Central Ave. District Freight Agent

POMONA, CAL. Commercial St. and Garey Ave. (Phone LYcoming 2-5567):
H. C. HALL..... Distr. Pass. & Public Relations Representative

PORTLAND, 4, ORE. Pacific Bldg. (Phone Capitol 8-8181):
A. N. BRYANT..... City Passenger and Ticket Agent
L. H. FREDERICK..... District Freight Agent

REDDING, CAL. S.P. Freight Station, Yuba and Center Sts.
(Phone 829, 830):
IRA BLALOCK..... Traveling Frt. and Pass. Agent

RENO, NEV. Pass. Sta., Commercial Row and Lake St. (Phone 2-0661):
J. H. MAHAN..... District Frt. and Pass. Agent

RICHMOND, CAL., S. P. Sta., 16th & Macdonald Ave.
(Phone Beacon 3-9170):
A. V. HALLING..... Traveling Passenger Agent

RIVERSIDE, CAL. S. P. Station (Phone OVerland 3-5100):
G. T. BROWN..... District Frt. and Pass. Agent

ROSEBURG, ORE. Freight Station, Corner Shoridan & West Lane
(Phone OR. 3-6162):
W. L. PEEBLES..... Asst. District Frt. and Pass. Agent

SACRAMENTO, 14, CAL. S. P. Sta., 4th and I Sts. (Phone GIlbert 3-8011):
G. H. HOLT..... Distr. Pass. & Public Relations Representative
O. V. GIBSON..... District Freight Agent

SALEM, ORE. S. P. Passenger Station:
P. F. CARSON..... District Freight Agent

SALINAS, CAL. S. P. Station (Phone 7331):
W. S. WOOD..... District Frt. and Pass. Agent

SAN ANTONIO, 5, TEX. Passenger Station, 654 East Commerce St.
(Capitol 7-3271):
G. E. MALSHALL..... Station Passenger Agent
H. G. OLIVER..... District Freight Agent

SAN FRANCISCO, 5, CAL. 105 Market St. (Phone DOuglas 2-1212):
J. B. HAGGERTY..... Distr. Pass. & Public Relations Representative
D. W. WICKS..... Asst. Distr. Pass. & Public Relations Representative
M. T. AUSTIN, 77 Market St. Asst. General Freight Agent
J. J. HARR..... District Freight Agent
V. M. RICHARDSON..... Foreign Freight Agent

SAN JOSE, 10, CAL. S. P. Sta. 65 Cahill St. (Phone CYpress 5-2424):
J. J. McDONOUGH..... Distr. Pass. & Public Relations Representative
J. T. McCANN..... District Freight Agent

SANTA ANA, CAL. 1030 East Fourth St. (Phone KImberly 3-8267):
G. K. MORAN..... Distr. Pass. & Public Relations Representative
H. E. FREEMAN (426 E. 4th Street)..... District Freight Agent

SANTA BARBARA, CAL. S. P. Station, 209 State St.
(Phone WOODland 4171):
C. W. MCGARR..... Distr. Pass. & Public Relations Representative
T. M. HARTIGAN..... District Freight Agent

SANTA ROSA, CAL. N. W. P. RR. Depot, 4th & Wilson Sts. (Phone 88):
H. J. THOMPSON..... (Joint S.P.-N.W.P.) Traveling Passenger Agent

SHREVEPORT, 24, LA. 811 Sidar Bldg., 306 Milam St. (Phone 5-4203):
L. L. TOMME..... District Frt. and Pass. Agent

STOCKTON, 3, CAL. Pass. Station, 949 East Channel
(Phone HO. 5-5661):
L. S. STITT..... District Frt. and Pass. Agent

TUCSON, ARIZ. S. P. Station, Toole Ave. at Fifth St. (Phone 3-6911):
W. T. JONES..... Distr. Pass. & Public Relations Representative
G. E. SHAPPELL..... District Freight Agent

VAN NUYS, CAL. S. P. Station (Phone STAte 5-3195):
W. A. HANSON..... Traveling Passenger Agent

VENTURA, CAL. S. P. Station (Phone MIlleR 3-2231):
H. A. JOHNSON..... Traveling Passenger Agent

WACO, TEX. 603-4 Professional Bldg. (Phone 2-1625):
C. R. DEHM..... District Frt. and Pass. Agent

WILMINGTON, CAL. 331 North Avalon Blvd. (Phone TErMinal 5-3181)
H. A. HANSEN..... District Freight Agent