

S·P

The Friendly Southern Pacific
TIME TABLES



Overland Route CHICAGO • SAN FRANCISCO




Shasta Route PORTLAND • SAN FRANCISCO

S·P

The Friendly Southern Pacific
TIME TABLES



Sunset Route NEW ORLEANS • LOS ANGELES



Golden State Route CHICAGO • LOS ANGELES

4 SCENIC ROUTES

Directly Serving

CALIFORNIA • OREGON • NEVADA
UTAH • ARIZONA • NEW MEXICO
TEXAS • LOUISIANA

APRIL 27, 1952

4 SCENIC ROUTES

Directly Serving

LOUISIANA • TEXAS • NEW MEXICO
ARIZONA • UTAH • NEVADA
OREGON • CALIFORNIA

APRIL 27, 1952

Important Notice About Daylight Saving Time

All train schedule times in this folder are shown in STANDARD TIME.

Where Daylight Saving Time is in effect, travelers should remember that trains operate one hour later by their watch than the times shown in this folder.

Also certain important train schedules have been changed. To avoid any inconvenience, please consult this folder or ask your Railroad Ticket Agent.

One of America's Greatest Travel Bargains!

CHICAGO-LOS ANGELES



THE LOW ALTITUDE *Golden State Route*

Ride the streamlined "Golden State" via Kansas City, El Paso, Tucson, Phoenix and Palm Springs. Only 44 hours all the way!

CHICAGO-SAN FRANCISCO



THE FAST, DIRECT *Overland Route*

Ride the 40-hour "City of San Francisco" (nothing faster!), or the 48-hour "San Francisco Overland" via Omaha, Ogden and Reno.

NEW ORLEANS-LOS ANGELES



THE WEST BY SOUTH *Sunset Route*

Ride the all-new "Sunset Limited", 42-hour streamliner via Houston, San Antonio, El Paso, Tucson, Phoenix and Palm Springs.

That's right! These scenic Southern Pacific routes across America and the streamlined "name" trains that serve them are a part of a great travel bargain.

Travelers can ride any one of these S.P. streamliners to California (all of them offer deluxe reclining chair car and Pullman accommodations), see California by riding S.P.'s famous "Daylights" between San Francisco and Los Angeles (or the overnight "Starlight" or all-Pullman "Lark"), and return on another S.P. streamliner over an entirely different S.P. route for no extra rail fare in most cases.

That's why travel to or from California on Southern Pacific streamliners is one of America's greatest travel bargains.

AMERICA'S MOST MODERN TRAINS

Your Friendly Railroad



The 82,000 men and women of Southern Pacific, the West's greatest railroad, extend a friendly invitation to see twice as much on your trip across America. . . . Southern Pacific is the only railroad offering you a choice of Four Scenic Routes for transcontinental travel: Sunset Route (New Orleans - Los Angeles - San Francisco), Golden State Route (Chicago - Los Angeles), Overland Route (Chicago - San Francisco) and Shasta Route (San Francisco - Portland). By going on one of these routes and returning on another S.P. route, you see twice as much for not 1 cent extra rail fare (in most cases).

Suggestions for Reading Your Time Table

Find the station in which you are interested, in the alphabetically arranged station index (pages 3, 4, 5) and turn to the table or tables indicated. Numbers shown refer to table numbers and not page numbers.

All trains operate daily except where otherwise indicated. Time from 12:01 midnight to 12:00 noon (A.M. time) is shown in light faced figures; time from 12:01 noon to 12:00 midnight (P.M. time) is shown in dark faced figures.

Note carefully any symbols in the schedule columns and their explanation in the reference notes on each page; they indicate exceptions. Numbers following station names in certain time tables refer

to other tables showing connecting service. In time tables where stations are in middle column, with time on both sides, read the figures down on the left and up on the right.

Condensed schedules are of assistance in planning local and extended trips on the Southern Pacific and connecting lines. A statement of accommodations provided, such as sleeping cars, diners, chair cars and coaches, etc., of through trains is shown in connection with condensed tables.

If further information is desired, any Southern Pacific Agent or representative will be glad to assist you.

All schedules are subject to change without notice.

GENERAL INDEX

TRAIN NAME INDEX

★-INDICATES STREAMLINER

Name	Train Numbers	Page
Acadian	3, 4	10, 13, 15
Alamo	7, 8	10, 13, 15
Argonaut	5, 6	6, 7, 10, 11, 12, 13
Border Limited	303, 304	15, 17
★ Cascade	11, 12	27, 28, 29, 30
★ City of San Francisco	101, 102	19, 20, 21, 23
★ Daylight, Morning (Coast)	98, 99	32, 33
★ Daylight, Sacramento	53, 54	35, 36
★ Daylight, San Joaquin	51, 52	35, 36
★ Daylight, Shasta	9, 10	27, 28, 29, 30
Del Monte	77, 78	32, 33
El Dorado	247, 248	38
Gila Tomahawk	381, 382	14
Gold Coast	23, 24	19, 20, 21, 23
★ Golden State	3, 4	8, 9, 10, 11, 12, 13
Governor	229, 243	38
★ Hustler	15, 16	15, 17
Imperial	39, 40	8, 9, 10, 11, 12, 13
Klamath	19, 20	27, 28, 29, 30
★ Lark	75, 76	32, 33
★ Morning Daylight (Coast)	98, 99	32, 33
★ Oakland Lark	73, 74	32, 33
★ Overland, San Francisco	27, 28	19, 20, 21, 23
Owl (San Francisco-Los Angeles)	57, 58	35, 36, 37
Owl (Houston-Dallas)	17, 18	15, 17
Passenger	43, 44	8, 9, 10, 11, 12, 13
Rogue River	329, 330	27, 28, 29, 30
★ Sacramento Daylight	53, 54	35, 36
★ San Francisco Overland	27, 28	19, 20, 21, 23
★ San Joaquin Daylight	51, 52	35, 36
Senator	223, 224	38
★ Shasta Daylight	9, 10	27, 28, 29, 30
Sierra	241, 245	38
★ Starlight (Coast)	94, 95	32, 33
Statesman	244, 246	38
★ Sunbeam	13, 14	15, 17
★ Sunset Limited	1, 2	6, 7, 10, 11, 12, 13
West Coast	59, 60	35, 36

CONDENSED THROUGH TRAIN SCHEDULES

Page	
SUNSET ROUTE—New Orleans, Houston, San Antonio, St. Louis, El Paso, Los Angeles, San Francisco	6, 7
SUNSET ROUTE—Miscellaneous Condensed	15, 16, 17
Los Angeles, Phoenix, El Paso, Mexico City	16
New Orleans, Houston, San Antonio, Mexico City	16
GOLDEN STATE ROUTE—New York, Chicago, St. Louis, Kansas City, El Paso, Los Angeles	8, 9, 23, 26
OVERLAND ROUTE—New York, Chicago, Omaha, St. Louis, Kansas City, Ogden, Reno, Sacramento, San Francisco	19, 20, 23, 26
SHASTA ROUTE—Seattle, Tacoma, Portland, Sacramento, San Francisco, Los Angeles	27, 28

DETAILED THROUGH TRAIN SCHEDULES

Page	
SUNSET ROUTE Westbound—New Orleans, Houston, San Antonio, El Paso, Tucson, Phoenix, Los Angeles, San Francisco	10, 11
SUNSET ROUTE Eastbound—San Francisco, Los Angeles, Phoenix, Tucson, El Paso, San Antonio, Houston, New Orleans	12, 13
GOLDEN STATE ROUTE Westbound—Chicago, El Paso, Tucson, Phoenix, Los Angeles, Santa Barbara	10, 11
GOLDEN STATE ROUTE Eastbound—Santa Barbara, Los Angeles, Phoenix, Tucson, El Paso, Chicago	12, 13
OVERLAND ROUTE—Ogden, Reno, Truckee, Sacramento, San Francisco	21, 22
SHASTA ROUTE—Portland, Eugene, Klamath Falls, Medford, Redding, Marysville, Sacramento, San Francisco	23, 30
COAST LINE—Los Angeles, Santa Barbara, Del Monte, Monterey, Santa Cruz, San Jose, San Francisco	32, 33, 34
SAN JOAQUIN VALLEY LINE (Yosemite Park Route)—Los Angeles, Bakersfield, Fresno, Stockton, Sacramento, San Francisco	35, 36, 37

DETAILED LOCAL TRAIN SCHEDULES

Page	
ARIZONA LINES	11, 12, 14
CALIFORNIA LINES—	
“ San Francisco, Sacramento	38
“ Crockett, Calistoga, Santa Rosa	31
“ San Francisco, Palo Alto, San Jose	39, 40
“ San Francisco, Los Gatos, Santa Cruz	34
“ San Francisco, Del Monte, Monterey, Pacific Grove	32
LOUISIANA AND TEXAS LINES	10, 13, 15, 16, 17, 18
MEXICO LINES	42
NEVADA LINES	21, 22
NEW MEXICO LINES	10, 11, 12, 13, 14
OREGON LINES	29, 30, 31
UTAH LINES	21
NORTHWESTERN PACIFIC RAILROAD	41
REDWOOD EMPIRE	41
PACIFIC ELECTRIC RY. (Los Angeles and Suburbs)	42
GOTTON BELT ROUTE	18

MISCELLANEOUS

Page	
Southern Pacific Traffic Officers and Agents	46, 47
Southern Pacific City Ticket Offices	45
General Offices—Southern Pacific Lines	46
New York and Chicago Southern Pacific Ticket Offices	44
Map of the United States	24, 25
Station Index	3, 4, 5
General Information	43
Carlsbad Caverns National Park	14
Pullman Fares	44, 45



MILES OF ROAD OPERATED IN 1951
Southern Pacific Lines

Miles of Road Operated 13,701.21

Table No. Paducah, Ky 41; Paisano, Nev 6, 16; Palsade, Nev 62, 63; Palmdale, Cal 111, 112; Palmer, Tex 50; Palms, Cal 134; Palm Springs, Cal 1, 2, 3, 4, 9, 14, 32, 73; Palm Springs Village 32; Palo Alto, Cal 10, 12, 92, 93, 95, 96, 98, 100, 125, 126; Paloma, Tex 55; Pantano, Ariz 15; Papalote, Tex 49; Pargould, Ark 58; Pasadena, Cal 9, 14, 131; Paso Robles, Cal 94, 95, 96; Pastura, N. M. 7, 18; Patagonia, Ariz 25; Patterson, Cal 111, 112, 114, 119; Patterson, La 5, 17; Paul Ave. Cal 125, 126; Paxton, Tex 43; Pendleton, Ore 84; Penryn, Cal 62; Perry, Tex 49; Petaluma, Cal 127; Philadelphia, Pa 1, 2, 74, 75; Phoenix, Ariz 1, 2, 3, 4, 8, 15, 35, 40, 73; Pico, Cal 133; Pierce, Tex 49; Pima, Ariz 23; Pine Bluff, Ark 58; Pine Ridge, Ore 78; Pinole, Cal 123, 124; Pismo, Cal 95, 96; Pittsburg, Cal 111, 112; Pittsburgh, Pa 74, 75; Pixley, Cal 111, 112; Placerville, Cal 65; Plain Dealing, La 58; Playa del Rey, Cal 134; Pleasanton, Cal 116, 117; Pocatello, Ida 66; Pomona, Cal 9, 14, 132; Ponta, Tex 51; Port Arthur, Tex 57; Port Chicago, Cal 111, 112; Port Costa 123, 124; Porter, Tex 43; Porterville, Cal 115; Portland, Ore 76, 77, 78, 81, 82, 84, 128; Coos Bay 85, 88, 129; Overland Route 66; San Joaquin Valley 109, 111, 112; Port Orford, Ore 129; Poynor, Tex 51; Prairie View, Tex 50; Fremont, Tex 49; Preston, La 43; Promontory Point, Utah 62, 63; Pueblo, Colo 7, 18, 72; Puente, Cal 9, 14; Pumpville, Tex 6, 16

Table No. Redondo, Mex 19; Redondo Beach, Cal 134; Redwood City, Cal 95, 96, 98, 125, 126; Redwood Empire Tour 128; Reedport, Ore 85; Reklam, Tex 51; Reno, Nev 60, 61, 62, 63, 64, 67, 68, 70; Rialto, Cal 132; Rice, Tex 50; Richardson, Ore 85; Richfield, Cal 79, 80; Richland, Tex 50; Richmond, Cal 62, 63; Overland Route 62, 63; Shasta Route 79, 80; San Joaquin Valley 108, 111, 112, 114, 119; Local 123, 124; Richmond, Ind 75; Richmond, Tex 5, 17, 49; Richmond, Va 75; Richvale, Cal 79, 80; Riddle, Ore 78, 81; Ridge, Cal 127; Riesel, Tex 49; Rillito, Ariz 8, 15; Ripon, Cal 111, 112; Riverside, Cal 131, 132; Roanoke, La 5, 17; Rock Island, Ill 7, 18; Rockland, Tex 51; Rocklin, Cal 62, 63; Rockwood, Cal 9, 14; Rodeo, Cal 123, 124; Rodeo, N. M. 8, 15; Rogers, Ore 85; Rogue River, Ore 78, 81; Roseburg, Ore 78, 81, 88; Rosenberg, Tex 5, 17, 49; Rosenfeld, Tex 6, 16; Roseville, Cal 62, 63, 79, 80; Roswell, N. M. 36; Roy, N. M. 27; Royal Gorge, Colo 72

Table No. San Francisco Market St.—Continued; Los Banos-Fresno 114; Yosemite Valley 119; Martinez-Sacramento 123, 124; N.W.P. 127, 128; S. F.—San Jose 101; San Francisco, 3rd St., Cal. 100, 125, 126; Sunset Route 1, 2, 10, 12; Coast Line 92, 93, 95, 96, 109; Santa Cruz 98; S.F.—San Jose 100, 125, 126; San Gabriel, Cal 9, 14, 132; San Jose, Cal. 100, 125, 126; Sunset & Golden State Routes 10, 12; Coast Line 92, 93, 95, 96; San Joaquin Valley 109, 116; Santa Cruz 98, 99; San Francisco 100, 101, 103, 125, 126; San Leandro, Cal 103; San Lucas, Cal 95, 96; San Luis Obispo, Cal 10, 12, 92, 94, 95, 96; San Mateo, Cal 95, 96, 98, 125, 126; San Miguel, Cal 95, 96; San Pablo, Cal 123, 124; San Pedro, Cal 133; San Rafael, Cal 127, 128; San Simon, Ariz 8, 15; Santa Ana, Cal 133; Santa Anita, Cal 132; Santa Barbara, Cal 10, 12, 92, 94, 95, 96; San Mateo, Cal 95, 96, 98, 125, 126; San Miguel, Cal 95, 96; San Pablo, Cal 123, 124; San Pedro, Cal 133; San Rafael, Cal 127, 128; San Simon, Ariz 8, 15; Santa Ana, Cal 133; Santa Anita, Cal 132; Santa Barbara, Cal 10, 12, 92, 94, 95, 96; Santa Catalina Island 133; Santa Clara, Cal 125, 126; Santa Cruz 10, 12, 98, 99, 104; Davenport 105; Los Angeles 104; Santa Fe Springs, Cal 133; Santa Margarita, Cal 95, 96; Santa Monica, Cal 134; Santa Rosa, Cal 91, 127; Santa Rosa, N. M. 7, 18; Santa Susana, Cal 95, 96; Sargent, Cal 95, 96; Satsuma, Tex 50; Saugus, Cal 111, 112; Schertz, Tex 5, 17; Schriever, La 5, 17; Schulenburg, Tex 5, 17; Schurz, Nev 64; School, Ore 85; Scotia, Cal 127; Seagoville, Tex 51; Seal Beach, Cal 133; Seaside, Cal 93, 94, 95, 96; Seattle, Wash 76, 77, 82, 83; Seco, Tex 6, 16; Seguin, Tex 5, 17; Selby, Cal 123, 124; Selma, Cal 111, 112; Sentinel, Ariz 8, 15; Separ, N. M. 8, 15; Sequoia Natl. Park, Cal 121; Shasta Springs, Cal 79, 80; Shedd, Ore 78, 81; Shelbyville, Ind 75; Shepherd, Tex 43; Sheridan, Cal 79, 80; Shoshone, Ida 66; Shreveport, La 37, 43, 58; Shumla, Tex 6, 16; Siboco, Ore 85; Sierra Blanca, Tex 6, 16; Sierra Madre, Cal 132; Silcoos, Ore 85

Table No. Silver City, N. M. 20, 21; Sinton, Tex 49; Siskiyou, Ore 78, 81; Skidmore, Tex 49; Small, Tex 6, 16; Soda Springs, Cal 62, 63; Solana, N. M. 27; Soledad, Cal 95, 96; Solomon, Ariz 23; Sonoma, Cal 91; Sonoma State Home 91; South Arcadia, Cal 132; South Bend, Ind 75; South Fork, Cal 127; South San Francisco, Cal 125, 126; Sparks, Nev 60, 61, 62, 63; Spartanburg, S. C. 1, 2; Splendora, Tex 43; Spofford, Tex 6, 16, 55, 56; Spokane, Wash 66, 76, 77, 82; Springfield, Ill 75; Springfield, Ore 78, 81; Stafford, Tex 49; Standart, Tex 6; Stanford University—See Palo Alto, Cal; St. Helena, Cal 108, 111, 112, 113, 114, 115; St. Louis, Mo. 116, 121; Sunset Route 1, 2, 42, 45, 58; Golden State Route 3, 4, 7, 18, 73; Overland Route 60, 61, 72, 75; St. Martinville, La 48; St. Paul, Minn 3, 4, 7, 18, 72, 73; St. Paul, Tex 49; Stege, Cal 123, 124; Steins, N. M. 8, 15; Stockton, Cal 76, 77, 79, 80; Overland Route 62, 63; Shasta Route 108, 111, 112, 113, 115, 118, 119; Strathmore, Cal 115; Stuttgart, Ark 58; Sugar Bowl, Cal 62, 63; Sugar Land, Tex 5, 17, 49; Sulphur, La 5, 17; Sunland, Cal 133; Sunnyvale, Cal 125, 126; Sunset Beach, Cal 133; Surf, Cal 95, 96; Susanville, Cal 67; Sutherland, Ore 78, 81; Sweetwater, Tex 42; Swishome, Ore 85; Syracuse, N. Y 74

Table No. Three Rivers, N. M. 7, 18; Tijuana, Mex 19; Timpon, Tex 43; Tipton, Cal 111, 112; Toledo, Ohio 75; Tolenas, Cal 123, 124; Toltec, Ariz 8, 15; Tombstone, Ariz 24; Topeka, Kan 3, 4, 7, 18, 72, 73; Tormey, Cal 123, 124; Tornillo, Tex 6, 16; Toronto, Ont 75; Torreón, Mex 40; Towle, Cal 62, 63; Tracy, Cal 108, 109, 111, 112, 114, 115; Traver, Cal 116, 119; Trenton, N. J. 78, 81; Trinidad, Cal 128; Truckee, Wash 60, 61, 62, 63, 64; Tucson, Ariz 1, 2, 3, 4, 8, 15, 29, 40, 73, 135; Tucumcari, N. M. 3, 4, 7, 18, 27, 73; Tujunga, Cal 133; Tulare, Cal 108, 111, 112, 113, 114, 115, 116, 121; Tularosa, N. M. 7, 18; Tule Lake, Cal 67, 89; Turlock, Cal 111, 112; Turner, Ore 78, 81; Turney, Tex 51; Tuscaloosa, Ala 41; Twenty Nine Palms 26; Twenty-third St., Cal 125, 126; Twin Falls, Ida 66, 69; Tynan, Tex 49

Table No. Washington, D. C. 1, 2, 74, 75; Watsonville, Cal 10, 12, 104; Watsonville Jet., Cal 10, 12, 92, 93, 95, 96; Watts, Cal 133; Weaverville, Cal 90; Weed, Cal 78, 81; Weimar, Cal 62, 63; Weimar, Tex 5, 17; Wellborn, Tex 50; Wells, Nev 62, 63, 69; Wellton, Ariz 8, 15; Welsh, La 5, 17; Wendson, Ore 85; Weso, Nev 62, 63; West Applegate, Cal 62; Westfir, Ore 78, 81; West Fork, Ore 78, 81; West Hollywood, Cal 134; Westlake, Ore 85; West Los Angeles, Cal 134; Westwood, Cal 1, 2, 67; Westwood, (P.E.), Cal 134; Wharton, Tex 49; Wheatland, Cal 79, 80; Whetstone, Ariz 8, 15; White Sands National Monument, N. M. 34; Whittier, Cal 133; Willard, Ore 85; Wilcox, Ariz 8, 15; Williams, Cal 79, 80, 85; Willis, Cal 127, 130; Willows, Cal 79, 80

Table No. Wilmer, Tex 50; Wilmington, Cal 133; Windron, Ont 75; Winnemucca, Nev 62, 63, 69; Wolf Creek, Ore 78, 81; Woodburn, Ore 78, 81; Woodford, Cal 111, 112; Woodland, Cal 79, 80; Woodville, Tex 51; Wortham, Tex 50

The streamlined train with the Southern Accent! THE MAGNIFICENT NEW SUNSET LIMITED LOS ANGELES ☆ NEW ORLEANS



U Ukliah, Cal 127; Umlt, Ore 78, 81; Universal City, Cal 134; Upland, Cal 9, 14, 132; Urbana, Tex 43; Uvalde, Tex 6, 16

V Vail, Ariz 8, 15; Valentine, Tex 6, 16; Vallejo, Cal 91, 110, 123, 124; Vancouver, B. C. 76, 77, 83; Vancouver, Wash 82; Van Nuys, Cal 134; Vasona Jet., Cal 98; Vaughn, N. M. 7, 18; Vaughn, Ore 85; Veneta, Ore 85; Venice, Cal 134; Ventura, Cal 92, 94, 95, 96, 107, 108; Verdi, Nev 62, 63; Victoria, B. C. 83; Victoria, Tex 49; Village Mills, Tex 51; Vins, Cal 79, 80; Vinton, La 5, 17; Visalia, Cal 115, 121; Visitation, Cal 125, 126; Voth, Tex 51

W Wabaska, Nev 64; Waco, Tex 37, 49, 58; Waelder, Tex 5, 17; Wakefield, Tex 43; Walla Walla, Wash 84; Waller, Tex 50; Walton, Ore 85; Warren, Tex 51

TIMES SHOWN BELOW ARE STANDARD TIME

SUNSET ROUTE • WESTBOUND

NEW ORLEANS - HOUSTON - SAN ANTONIO - EL PASO - SOUTHERN ARIZONA - LOS ANGELES (SAN DIEGO)

(A)	Sunset Limited No. 1 Example	Argonaut No. 5 Daily Example
Lv New Orleans, La. (C.T.)... Sou.Pac.	12 30 Su	11 00 Su
Lv Houston, Tex.	7 50 Su	7 50 Su
Lv San Antonio, Tex. (C.T.) ..	11 55 Su	2 05 Mo
Lv El Paso, Tex. (M.T.) ..	11 10 Su	6 35 Mo
Lv Dallas, Tex. (C.T.) .. T.&P.	7 50 Su	9 40 Su
Lv Fort Worth, Tex.	9 15 Su	11 00 Su
Lv El Paso, Tex. (M.T.) .. T.&P.	10 15 Su	1 35 Mo
Lv El Paso, Tex. (M.T.) .. Sou.Pac.	11 40 Su	7 20 Mo
Lv Deming, N. M.
Lv Lordsburg, N. M.
Lv Bowie, Ariz.
Lv Douglas, Ariz.	3 25 Mo	12 20 Tu
Lv Bisbee Jct., Ariz.	3 50 Mo	1 00 Tu
Lv Bisbee, Ariz. Bus	4 10 Mo	1 25 Tu
Lv Bisbee, Ariz.	3 25 Mo	12 35 Tu
Lv Tucson, Ariz. Sou.Pac.	5 45 Mo	3 25 Tu
Lv Tucson, Ariz.	5 55 Mo	3 45 Tu
Lv Chandler, Ariz.	7 40 Mo
Lv Mesa, Ariz.	7 50 Mo
Lv Phoenix, Ariz.	8 20 Mo
Lv Maricopa, Ariz.	5 40 Tu
Lv Yuma, Ariz. (M.T.) ..	11 45 Mo	9 50 Tu
Lv Yuma, Ariz. (P.T.) ..	11 00 Mo	9 15 Tu
Lv Indio, Cal.	12 57 Mo	11 33 Tu
Lv Palm Springs, Cal.	1 34 Mo	12 26 Tu
Lv Colton, Cal.	2 52 Mo	1 47 Tu
Lv Alhambra, Cal. (Pasadena) *	4 05 Mo	3 20 Tu
Lv Los Angeles, Cal. (Un. Sta.) ..	4 30 Mo	3 45 Tu

Frequent Service to San Diego (see Table 92).

Los Angeles, Santa Barbara, San Francisco

Daily Service	No. 51	No. 99	No. 57	No. 95	No. 75
Lv Los Angeles (Union Sta.) ..	6 20	7 15	4 40	6 45	8 00
Lv Santa Barbara, Cal.	9 30	9 10	10 37
Lv San Francisco (3rd St.)	5 00	5 45	8 00
Lv San Francisco (Mkt. St.) ..	6 20	7 15	8 00

EXTRA FARES—"SUNSET LIMITED"	Coach Class (One-Way)	First Class (One-Way)
Between (Example Fares)		
New Orleans and Beaumont	\$.50	\$ 1.00
New Orleans and El Paso	1.50	4.50
New Orleans and Houston50	1.00
New Orleans and Los Angeles	3.50	10.00
New Orleans and Palm Springs	3.00	9.00
New Orleans and Phoenix	2.00	6.00
New Orleans and San Antonio75	1.50
Beaumont and Los Angeles	3.00	9.00
Beaumont and Phoenix	1.75	5.50
Houston and Los Angeles	3.00	9.00
Houston and Palm Springs	2.50	8.00
Houston and Phoenix	1.75	5.50
San Antonio and Los Angeles	2.75	8.50
San Antonio and Palm Springs	2.25	7.50
San Antonio and Phoenix	1.50	4.50
El Paso and Los Angeles	2.00	5.50
El Paso and Phoenix	1.00	2.75
Phoenix and Los Angeles	1.50	4.00
Phoenix and Palm Springs	1.00	3.00

(15% Federal Tax not included)
Examples of fares shown are for adults; half of adult service charges for children 5 years of age and under 12. No charge for children under 5 when accompanied by parent or guardian.

TRAIN 1 STREAMLINER SUNSET LIMITED—EXTRA FARE
New Orleans, El Paso, Los Angeles
(Open for occupancy 10:00 PM. at New Orleans)

Full Lounge Car: ★New Orleans to Los Angeles. (For Pullman passengers.) (Shower Bath.)

Standard Sleepers:
★New Orleans to Los Angeles. (6 BR., 10 Rmts.) Car 15.
(6 BR., 10 Rmts.) Car 16.
(6 BR., 10 Rmts.) Car 17.
(6 BR., 10 Rmts.) Car 19.
★Dallas to Los Angeles. (On T. & P. No. 1 to El Paso.) (6 BR., 10 Rmts.) Car 14.

Chair Cars: Please reserve seats in advance.
★New Orleans to Los Angeles. Cars 10-11-12.
★New Orleans to San Antonio. Car 14.
★El Paso to Los Angeles. Car 13.
Pillow service available at nominal charge.

Dining Car: ★New Orleans to Los Angeles.

Coffee Shop Lounge Car: ★New Orleans to Los Angeles. (For Chair Car passengers)

News Agent Service.
Tickets Honored: Ask Agents.

TRAIN 5 ARGONAUT
New Orleans, El Paso, Los Angeles

Full Lounge Car: ★New Orleans to Los Angeles. (For Pullman passengers.)

Standard Sleepers: ★New Orleans to Los Angeles. (8 Sec., 5 BR.) Car 53.

★New Orleans to Los Angeles. (10 Sec., 1 DR., 2 Compts.) Car 54.
★New Orleans to San Antonio. (12 Sec., 1 DR.,) Car 55 (occupancy at San Antonio until 8:00AM).
★Houston to San Antonio. (10 Sec., 1 DR., 2 Compts.) Car 56. (Occupancy at San Antonio until 8:00AM).
★San Antonio to Los Angeles. (12 Sec., 1 DR.,) Car 55 (occupancy at San Antonio 9:30PM).

Diner: ★New Orleans to Los Angeles.

Chair Cars: ★New Orleans to Los Angeles.
Pillow service available at nominal charge.

News Agent Service:
Tickets Honored: All classes.

(B) CONNECTIONS AT NEW ORLEANS

WESTBOUND	Daily Example	Daily Example	Daily Example
Lv New York, N. Y. (E.T.) .. B. & O.	11 00 Su	5 20 Sa
Lv Philadelphia, Pa. (E.T.) ..	1 30 Su	7 47 Sa
Lv Washington, D. C. (E.T.) ..	4 10 Su	10 25 Sa
Lv New Orleans, La. (C.T.) .. Sou.-L&N	7 55 Mo	8 05 Mo
Lv New York, N. Y. (E.T.) .. P. R. & E.	11 30 Su	4 25 Su	6 50 Sa
Lv Chattanooga, Tenn. (E.T.) .. Sou.Ry.	7 25 Mo	5 50 Su
Lv New Orleans, La. (C.T.) ..	8 50 Mo	8 50 Mo	7 30 Mo
Lv Chicago, Ill. (C.T.) .. L. C.	7 50 Su	5 00 Su	7 05 Su
Lv St. Louis, Mo. (C.T.) ..	9 22 Su	6 45 Su	11 00 Su
Lv Memphis, Tenn. (C.T.) ..	5 25 Su	2 22 Mo	9 00 Mo
Lv New Orleans, La. (C.T.) ..	12 15 Mo	9 30 Mo	6 30 Mo
Lv Cincinnati, O. (E.T.) .. Sou. Ry.	8 45 Su	9 15 Su
Lv New Orleans, La. (C.T.) ..	7 30 Mo	8 50 Mo
Lv Cincinnati, O. (E.T.) .. B. & O.	6 30 Su
Lv New Orleans, La. (C.T.) .. L. C.	7 20 Mo
Lv Cincinnati, O. (E.T.) .. L. & N.	9 00 Su	8 00 Su	7 05 Su
Lv New Orleans, La. (C.T.) ..	7 10 Mo	3 10 Mo	7 30 Mo
Lv Jacksonville, Fla. (E.T.) .. SAL.	5 00 Su
Lv New Orleans, La. (C.T.) .. L. & N.	7 10 Mo

★Regularly assigned cars are air-conditioned.
All PM time in Dark faced figures.
E.T.—Eastern Standard Time.
C.T.—Central Standard Time
M.T.—Mountain Standard Time.
P.T.—Pacific Standard Time.
*No. 17—Change Birmingham to "The Southerner" No. 47.
*Operates via San Joaquin Valley Line, arriving San Francisco (Market St. Station).

COAST TO COAST SERVICE

(C) WASHINGTON-SUNSET ROUTE

New York, Washington, Atlanta, New Orleans, El Paso, Los Angeles

Daily Service	No. 37	No. 33
Lv New York, N. Y. (E.T.) .. Penn.	6 25 Su	10 15 Su
Lv Philadelphia (North), Pa.	6 42 Su	11 44 Su
Lv Baltimore, Md.	6 08 Su	1 30 Mo
Lv Washington, D. C. Sou. Ry.	7 15 Su	2 40 Mo
Lv Danville, Va.	6 12 Mo	8 35 Mo
Lv Greensboro, N. C.	6 1 23 Mo	9 55 Mo
Lv Spartanburg, S. C.	6 4 55 Mo	2 02 Mo
Lv Atlanta, Ga. (E.T.) .. A. & W. P.	9 40 Mo	7 15 Mo
Lv Montgomery, Ala. (C.T.) .. L. & N.	12 45 Mo	11 10 Mo
Lv New Orleans, La. (C.T.) ..	7 55 Mo	8 05 Tu

Daily Service	No. 1	No. 5
Lv New Orleans, La. (C.T.) .. S. P.	12 30 Tu	11 30 Tu
Lv Houston, Tex.	7 30 Tu	7 15 Tu
Lv San Antonio, Tex. (C.T.) ..	11 40 Tu	1 30 We
Lv El Paso, Tex. (M.T.) ..	11 10 Tu	6 35 We
Lv Los Angeles (Union Sta.) (P.T.) ..	4 30 We	3 45 Th

○—Train 75-73.
●—Coach seats reserved—Reservation charge applying.
●—Open for occupancy 10:00PM.
●—Coach passengers leave New York 8:30AM, North Philadelphia 9:57AM, Baltimore 11:36AM, Washington 1:30PM, Greensboro 9:15PM, Ar. Atlanta 6:30AM (E.T.)
●—Stops on flag to entrain pay passengers for Palm Springs or beyond; discharge from El Paso or beyond.

(D) "SOUTHERNER"—SUNSET ROUTE

New York, Washington, Birmingham, New Orleans, El Paso, Los Angeles

The Southerner (Streamlined Train)—Daily	No. 47
Lv New York, N. Y. (E.T.) .. The Southerner Penn.	4 25 Su
Lv Philadelphia (North), Pa.	5 55 Su
Lv Baltimore, Md.	7 35 Su
Lv Washington, D. C. Sou. Ry.	8 30 Su
Lv Danville, Va.	1 14 Mo
Lv Greensboro, N. C.	2 14 Mo
Lv Spartanburg, S. C.	5 40 Mo
Lv Atlanta, Ga. (E.T.) ..	10 00 Mo
Lv Birmingham, Ala. (C.T.) ..	1 15 Mo
Lv New Orleans, La. (C.T.) .. The Southerner	8 50 Mo

Daily Service	No. 1
Lv New Orleans, La. (C.T.) .. Sunset Ltd. S. P.	12 30 Tu
Lv Houston, Tex.	7 30 Tu
Lv San Antonio, Tex. (C.T.) ..	11 40 Tu
Lv El Paso, Tex. (M.T.) ..	11 10 Tu
Lv Los Angeles (Un. Station) (P.T.) .. Sunset Ltd.	4 30 We

●—Stops on flag to detrain pay passengers from El Paso or beyond.
f—Flag stop.
●—Coach passengers leave 7:30PM. On Sundays, Pullman passengers leave 7:20PM.
f—Open for occupancy 9 30PM.
●—On call taxi service between Alhambra and Pasadena City Ticket office, 148 East Colorado Blvd. Consult Agent for details.

TIMES SHOWN BELOW ARE STANDARD TIME

SUNSET ROUTE • EASTBOUND

LOS ANGELES (SAN DIEGO) - SOUTHERN ARIZONA - EL PASO - SAN ANTONIO - HOUSTON - NEW ORLEANS

(A)	Sunset Limited No. 2 Daily Example	Argonaut No. 6 Daily Example
Lv Los Angeles, Cal. (Un.Sta.) Sou.Pac.	8 00 Su	8 30 Su
Lv Alhambra, Cal. (Pasadena) #	8 20 Su	8 50 Su
Lv Colton, Cal.	9 24 Su	10 10 Su
Lv Palm Springs, Cal.	10 30 Su	11 36 Su
Lv Indio, Cal.	11 02 Su	12 25 Mo
Lv Yuma, Ariz. (P.T.)	1 15 Mo	3 25 Mo
Lv Yuma, Ariz. (M.T.)	2 35 Mo	4 45 Mo
Lv Maricopa, Ariz.		9 00 Mo
Lv Phoenix, Ariz.	5 35 Mo	
Lv Phoenix, Ariz.	5 50 Mo	
Lv Mesa, Ariz.	6 16 Mo	
Lv Chandler, Ariz.	6 27 Mo	
Lv Tucson, Ariz.	8 10 Mo	11 05 Mo
Lv Tucson, Ariz.	8 20 Mo	11 35 Mo
Lv Bisbee Jet., Ariz.	10 31 Mo	
Lv Bisbee	10 56 Mo	
Lv Bisbee	10 06 Mo	
Lv Douglas, Ariz. Sou.Pac.	11 05 Mo	
Lv Bowie, Ariz.		3 00 Mo
Lv Lordsburg, N. M.		4 15 Mo
Lv Deming, N. M.		5 35 Mo
Lv El Paso, Tex. (M.T.)	3 00 Mo	7 35 Mo
Lv El Paso, Tex. (M.T.) T.&P.	3 30 Mo	12 50 Tu
Lv Fort Worth, Tex. (C.T.)	7 30 Tu	3 55 Tu
Lv Dallas, Tex. (C.T.)	8 45 Tu	6 00 Tu
Lv El Paso, Tex. (M.T.) Sou.Pac.	3 20 Mo	8 05 Mo
Lv San Antonio, Tex. (C.T.)	4 30 Tu	2 10 Tu
Lv Houston, Tex.	8 40 Tu	8 45 Tu
Lv New Orleans, La. (C.S.T.)	4 00 Tu	7 00 Tu

Ride the All-New
Streamlined
**SUNSET
LIMITED**

Only 42 hours
NEW ORLEANS

★
LOS ANGELES

Via the historic Sunset
Route thru Houston,
San Antonio, El Paso,
Tucson and Phoenix.
Extra fine . . . extra fast
. . . moderate extra-fare.

San Francisco, Santa Barbara, Los Angeles

Daily Service	No. 52	No. 98	No. 94	No. 58	No. 76
Lv San Francisco (3rd St.)	♦	7 15	6 45	♦	8 00
Lv San Francisco (Mkt. St.)	6 20		♦	8 00	7 00
Lv Santa Barbara, Cal.	♦	2 42	3 07	♦	5 10
Lv Los Angeles (Union St.)	6 25	5 00	5 45	10 45	8 00

★Argonaut and Sunset Limited are air-conditioned and AIR-COOLED All Year

**TRAIN 2 STREAMLINER SUNSET LIMITED—EXTRA FARE
Los Angeles, El Paso, New Orleans**

Full Lounge Car: ★ Los Angeles to New Orleans. (For Pullman passengers.) (Shower Bath)

Standard Sleepers: ★ Los Angeles to New Orleans.
(6 BR., 10 Rmts.) Car 26.
(6 BR., 10 Rmts.) Car 27.
(6 BR., 10 Rmts.) Car 29.

★ Los Angeles to San Antonio. (Occupancy at San Antonio until 8:00AM.) (6 BR., 10 Rmts.) Car 25.
★ San Antonio to New Orleans (open at San Antonio 9:30 PM.). (6 BR., 10 Rmts.) Car 25.
★ Los Angeles to Dallas. (On T. & P. No. 6 from El Paso.) (6 BR., 10 Rmts.) Car 24.

Chair Cars: Please reserve seats in advance.
★ Los Angeles to New Orleans. Cars 20-21-22.
★ Los Angeles to El Paso. Car 23.
★ San Antonio to New Orleans. Car 23.
Pillow service available at nominal charge.

Dining Car: ★ Los Angeles to New Orleans.

Coffee Shop Lounge Car: ★ Los Angeles to New Orleans. (For chair car passengers)

News Agent Service.
Tickets Honored: Ask Agents.

**TRAIN 6 ARGONAUT
Los Angeles, El Paso, New Orleans**

Full Lounge Car: ★ Los Angeles to New Orleans. (For Pullman passengers.)

Standard Sleepers: ★ Los Angeles to New Orleans. (8 Sec., 5 BR.) Car 64.

★ Los Angeles to New Orleans. (10 Sec., 1 DR., 2 Compts.) Car 65.
★ Los Angeles to New Orleans (12 Sec., 1 DR.) Car 66.
★ San Antonio to Houston. (10 Sec., 1 DR., 2 Compts.) Car 68.
★ Houston to New Orleans (8 Sec., 5 BR.) Car 67.

Dining Car: ★ Los Angeles to New Orleans. (No dinner service from Los Angeles.)

Chair Cars: ★ Los Angeles to New Orleans.
Pillow service available at nominal charge.

News Agent Service.
Tickets Honored: All Classes.

COAST TO COAST SERVICE

(B) CONNECTIONS AT NEW ORLEANS

EASTBOUND	Daily Example	Daily Example	Daily Example
Lv New Orleans, La. (C.T.) L.&N-Sou	8 23 Th	11 00 Th	
Lv Washington, D. C. (E.T.) B.&O.	1 00 Sa	8 00 Sa	
Lv Philadelphia, Pa. (E.T.)	4 21 Sa	10 28 Sa	
Lv New York, N.Y. (E.T.) 42d St.	7 30 Sa	12 50 Sa	
Lv New Orleans, La. (C.T.) Sou.Ry.	8 00 Th	9 00 Th	8 00 Th
Lv Chattanooga, Tenn. (E.T.)	7 35 Th	12 00 Fr	
Lv New York, N. Y. (E.T.) PRR	4 25 Fr	11 50 Sa	1 20 Fr
Lv New Orleans, La. (C.T.) I.C.	7 15 Th	4 15 Th	
Lv Memphis, Tenn. (C.T.)	1 45 Th	10 50 Th	
Lv St. Louis, Mo. (C.T.)	9 15 Th	7 47 Fr	
Lv Chicago, Ill. (C.T.)	11 40 Th	8 45 Fr	
Lv New Orleans, La. (C.T.) Sou.Ry.	8 00 Th	9 00 Th	
Lv Cincinnati, O. (E.T.)	7 55 Fr	9 55 Fr	
Lv New Orleans, La. (C.T.) I.C.	7 30 Th	5 00 Th	
Lv Cincinnati, O. (E.T.) B.&O.	12 30 Fr	6 05 Fr	
Lv New Orleans, La. (C.T.) L.&N.	8 20 Th	10 40 Th	9 00 Th
Lv Cincinnati, O. (E.T.)	12 05 Fr	7 45 Fr	9 15 Fr
Lv New Orleans, La. (C.T.) L.&N.	5 00 Th	11 00 Th	
Lv Jacksonville, Fla. (E.T.) SA1	9 00 Fr	6 30 Fr	

(C) WASHINGTON-SUNSET ROUTE

Los Angeles, El Paso, New Orleans, Atlanta, Washington, New York	No. 2	No. 2	No. 6
Daily Service			
Lv Los Angeles (Union Station) S.P.	8 00 Mo	8 00 Mo	8 30 Tu
Lv El Paso, Tex. (M.T.)	3 20 Tu	3 20 Tu	8 05 Tu
Lv San Antonio, Tex. (C.T.)	4 45 We	4 45 We	2 50 We
Lv Houston, Tex.	9 00 We	9 00 We	10 00 We
Lv New Orleans, La. (C.T.)	4 00 We	4 00 We	7 00 Th
Daily Service	No. 34	No. 38	No. 4
Lv New Orleans, La. (C.T.) L.&N.	5 00 We	11 00 We	8 27 Th
Lv Montgomery, Ala. (C.T.)	2 00 Th	7 20 Th	5 16 Th
Lv Atlanta, Ga. (E.T.) A.&W.P.	8 20 Th	1 15 Th	11 40 Th
Lv Spartanburg, S. C. Sou.Ry.	1 50 Th	4 35 Th	5 50 Th
Lv Greensboro, N. C.	6 29 Th	4 15 Th	10 35 Fr
Lv Danville, Va.	7 37 Th	10 20 Th	11 45 Fr
Lv Washington, D. C.	61 25 Fr	6 41 15 Fr	5 45 Fr
Lv Baltimore, Md. Penn.	2 50 Fr	4 56 Fr	6 43 Fr
Lv Philadelphia (North), Pa.	4 50 Fr	4 26 Fr	8 25 Fr
Lv New York, N. Y. (E.T.)	6 25 Fr	4 8 55 Fr	9 55 Fr

(D) SUNSET ROUTE—"SOUTHERNER"

Los Angeles, El Paso, New Orleans, Birmingham, Washington, New York	No. 2	No. 6
Daily Service		
Lv Los Angeles (Union Station) S.P.	8 00 Tu	8 30 Tu
Lv El Paso, Tex. (M.T.)	3 20 We	8 05 We
Lv San Antonio, Tex. (C.T.)	4 45 Th	2 50 Th
Lv Houston, Tex.	9 00 Th	10 00 Th
Lv New Orleans, La. (C.T.)	4 00 Th	7 00 Fr
The Southerner (Streamlined Train)—Daily	No. 48	No. 48
Lv New Orleans, La. (C.T.) The Southerner Sou. Ry.	8 00 Fr	8 00 Fr
Lv Birmingham, Ala. (C.T.)		3 05 Fr
Lv Atlanta, Ga. (E.T.)		8 20 Fr
Lv Spartanburg, S. C.		12 16 Sa
Lv Greensboro, N. C.		3 34 Sa
Lv Danville, Va.		4 28 Sa
Lv Washington, D. C.		9 10 Sa
Lv Baltimore, Md.		10 15 Sa
Lv Philadelphia (North), Pa.		11 52 Sa
Lv New York, N. Y. (E.T.) The Southerner		1 20 Sa

★ Regularly assigned cars are air-conditioned.

▲ All PM time in Dark faced figures.

P.T.—Pacific Standard Time.

M.T.—Mountain Standard Time.

C.T.—Central Standard Time.

E.T.—Eastern Standard Time.

b—Sleepers may be occupied until 7:00AM.

—Stops on flag to entrain pay passengers for El Paso or beyond.

d—Coach passengers Lv Atlanta 1:55PM (E.T.), Ar Washington 6:40AM, New York 9:15AM.

e—Stops on flag to entrain Pay Passengers for El Paso or beyond and detrain from Colton or beyond.

f—Flag stop.

h—"The Southerner" No. 48—Change Meridian or Birmingham.

*—No. 18—Change Birmingham from "The Southerner" No. 48.

♦—Leaves from San Francisco Market St. Station, operating via San Joaquin Valley Line.

○—Train 74-76.

—Coach seats reserved—Reservation charge applying.

#—On call taxi service between Alhambra and Pasadena City Ticket Office, 148 East Colorado Blvd. Consult Agent for details.

TIMES SHOWN BELOW ARE STANDARD TIME

GOLDEN STATE ROUTE • WESTBOUND

NEW YORK - CHICAGO - ST. LOUIS - KANSAS CITY - EL PASO - SOUTHERN ARIZONA - LOS ANGELES (SAN DIEGO)

(A) Table 3	Golden State No. 3 Daily Example	Imperial No. 39 Daily Example	Passenger No. 43 Daily Example
Lv Chicago, Ill. (C.T.).....	1 20 Su	8 15 Su	
Ar Kansas City, Mo.....	10 30 Su	7 20 Mo	
Lv St. Louis, Mo.....	4 00 Su	11 50 Su	
Ar Kansas City, Mo.....	9 00 Su	7 20 Mo	
Lv Minneapolis.....	12 01 Su	6 30 Su	
Lv St. Paul, Minn.....	12 25 Su	7 10 Su	
Ar Kansas City, Mo.....	9 15 Su	7 30 Mo	
Lv Kansas City, Mo.....	11 00 Su	8 00 Mo	
Lv Topeka, Kan.....	12 10 Mo	9 15 Mo	
Lv Dalhart, Tex.....	8 33 Mo	6 40 Mo	
Ar Tucumcari, N. M. (C.T.).....	10 16 Mo	8 26 Mo	
Lv Memphis, Tenn.....		8 00 Su	
Lv Little Rock, Ark.....		11 35 Su	
Lv Oklahoma City.....		9 50 Mo	
Ar Tucumcari, N. M. (C.T.).....		8 00 Mo	
Lv Tucumcari, N. M. (M.T.).....	9 30 Mo	8 10 Mo	8 25 Tu
Ar El Paso, Tex. (M.T.).....	3 15 Mo	2 45 Tu	4 30 We
Lv El Paso, Tex. (M.T.).....	3 30 Mo	3 05 Tu	5 30 We
Ar Douglas, Ariz.....	7 00 Mo	7 15 Tu	
Ar Bisbee, Ariz.....	7 28 Mo	8 00 Tu	
Ar Bisbee, Ariz.....	7 53 Mo	8 25 Tu	
Lv Bisbee, Ariz.....	6 58 Mo	7 35 Tu	
Ar Deming, N. M.....			7 30 We
Ar Lordsburg, N. M.....			8 55 We
Ar Bowie, Ariz.....			10 32 We
Ar Benson, Ariz.....			12 15 We
Ar Tucson, Ariz.....			1 27 We
Ar Phoenix, Ariz.....	9 17 Mo	9 50 Tu	5 15 We
Ar Yuma, Ariz. (M.T.).....	11 45 Mo	12 25 Tu	10 05 We
	3 00 Tu	4 00 Tu	
Lv Yuma, Ariz. (P.T.).....	2 10 Tu	3 20 Tu	9 30 We
Ar Calexico, Cal.....		5 15 Tu	
Ar El Centro, Cal.....		5 50 Tu	
Ar Brawley, Cal.....		6 09 Tu	
Ar Indio, Cal.....		7 32 Tu	12 45 Th
Ar Palm Springs, Cal.....	e 4 07 Tu	8 23 Tu	1 55 Th
Ar Alhambra, Cal. (Pasadena) #	d 4 41 Tu	8 23 Tu	5 00 Th
Ar Los Angeles, Cal. (Un.Sta.)	7 10 Tu	11 05 Tu	5 30 Th

Frequent Service to San Diego (See Table 92)

TRAIN 3 STREAMLINER GOLDEN STATE—Extra Fare Via R. I. and S. P.

Full Lounge Car: ★Chicago to Los Angeles. (For Pullman Car passengers.) (Does not operate on days Buffet-Obs. operates.)

Standard Sleepers:
 ★Chicago to Los Angeles. (6 BR., 10 Rmts.) (Operates 3 days out of 5.) Consult Agent. Car 35. (12 BR.) Car 36.
 ★Chicago to Los Angeles. (Buffet-Obs., 2 BR., 1 DR.) Car 30. (Operates 3 days out of 5; remaining 2 days car is 6 BR., 10 Rmts.) Consult Agent.
 ★Chicago to Phoenix. (4 BR., 4 Compts., 2 DR.) Car 34. (Open for occupancy until 8:00AM.)
 ★Chicago to Tucson. (12 BR., 4 days out of 5. 4 BR., 4 Compts., 2 DR., 1 day out of 5.) Car 301. (Last trip from Chicago May 28.)
 ★Minneapolis to Los Angeles. Via R. I. No. 507 to Kansas City, R.I.-S.P. No. 3. (6 Sec., 6 Rmts., 4 BR.) Car 575.
 ★St. Louis to Los Angeles. Via Mo.Pac. No. 11 to Kansas City, R.I.-S.P. No. 3 (6 Sec., 6 Rmts., 4 BR.) Car 115.

Chair Cars: (Please reserve seats in advance.)
 ★Chicago to Los Angeles. Cars 38-39.
 ★Minneapolis to Los Angeles. Via R.I. No. 507 to Kansas City, R.I.-S.P. No. 3. Car 37. Pillow service available at nominal charge.

Dining Car: ★Chicago to Los Angeles.

Coffee Shop Lounge Car: ★Chicago to Los Angeles. (For Coach passengers.)

Baggage: No checked service to or from stations east of Tucumcari except Kansas City and Chicago.

Tickets Honored: Ask Agents.

TRAIN 39 IMPERIAL Via R. I. and S. P.

Lounge Car: ★Chicago to Los Angeles. (For Pullman passengers.)

Standard Sleepers: ★Chicago to Los Angeles. (6 Sec., 6 BR.) Car 398.
 ★Chicago to Los Angeles. (10 Sec., 1 DR., 2 Compts.) Car 391.
 ★Memphis to Los Angeles. (On R.I. Train 111 to Tucumcari) (10 Sec., 1 DR., 2 Compts) Car 1115.
 ★Little Rock to Los Angeles (on R. I. Train 111 to Tucumcari) (8 Sec., 1 DR., 2 Compts.) car 1117 (occupancy at 9:30 PM)

Lounge Car: ★Chicago to Los Angeles. (For Coach passengers.)

Chair Cars: ★Chicago to Los Angeles.
 ★Memphis to Los Angeles.
 Pillow service available at nominal charge.

Dining Car: ★Chicago to Tucumcari
 ★El Paso to Los Angeles.

News Agent Service.
Tickets Honored: All Classes.

Diner: ★Little Rock to Tucumcari.

TRAIN 43 PASSENGER Via R. I. and S. P.

Standard Sleeper: ★Calexico to Los Angeles. (On Train 347 to Niland) (10 Sec., 1 DR., 2 Compts.) Car 431. Parked for occupancy at Los Angeles until 6:00 AM.

Coach: ★Tucumcari to Los Angeles.
 ★Calexico to Niland on train 347. Transfer to No. 43.
Tickets Honored: All classes.

(B) NEW YORK—CHICAGO Daily Service

5 20	11 00	Lv New York (E.T.) (42nd St.) B&O Ar	1 49	1 40
2 30	7 00	Ar Chicago (C.T.)..... † " Lv	3 40	4 00
10 30	5 30	Lv New York (E.T.)..... N.Y.C. Ar	8 45	12 35
3 30	11 59	Ar Chicago (C.T.)..... □ " Lv	2 35	6 00
7 15	5 00	Lv New York (E.T.)..... Penn. Ar	8 20	10 45
12 30	8 00	Ar Chicago (C.T.)..... † " Lv	3 00	4 30
6 57	7 52	Lv New York (E.T.)..... Erie Ar	6 30	10 58
3 55	6 55	Ar Chicago (C.T.)..... ○○ " Lv	5 00	10 00

(C) KANSAS CITY—MINNEAPOLIS (Via C. R. I. & P. Ry.) Daily Service

11 59	8 15	9 10	Lv Kansas City, Mo.....	Ar	9 15	7 30	3 10
6 30	1 15	1 10	Ar Des Moines, Ia.....	Lv	5 03	2 05	8 25
7 15	8 30	6 00	Ar St. Paul, Minn.....	Lv	12 25	7 10	10 45
8 00	9 15	6 30	Ar Minneapolis, Minn.....	Lv	12 01	6 30	10 00

EXTRA FARES—"GOLDEN STATE" Examples of Fares

Between	Coach Class (one-way)	First Class (one-way)
Los Angeles and Chicago.....	\$3.50	\$10.00
Los Angeles and El Paso.....	2.00	5.50
Los Angeles and Kansas City.....	3.50	10.00
Los Angeles and Phoenix.....	1.50	4.00
Los Angeles and Tucson.....	1.50	4.00
Phoenix and Chicago.....	2.75	6.00
Phoenix and Kansas City.....	2.75	6.00
Tucson and Chicago.....	2.50	6.00
Tucson and Kansas City.....	2.50	6.00

(15% Federal Tax not included)

Examples of Fares shown are for adults, half of adult service charges for children 5 years of age and under 12. No charge for children under 5 when accompanied by parent or guardian.

★—Regularly assigned cars are air-conditioned.

All PM time in Dark faced figures.

E.T.—Eastern Standard Time.

C.T.—Central Standard Time.

M.T.—Mountain Standard Time.

P.T.—Pacific Standard Time.

d—Stops to detrain pay passengers from Phoenix or beyond; also entrain for Alhambra or beyond.

e—Stops to detrain pay passengers from Tucumcari or beyond.

f—Flag stop.

g—Passengers enroute to or from Benson will be handled to and from Whetstone.

□—La Salle Street Station (La Salle & Van Buren Sts.)

†—Grand Central Station (Harrison and Wells Sts.)

‡—Union Passenger Station (Canal, Adams and Jackson Sts.)

○○—Dearborn Station (Dearborn and Polk Sts.)

#—On call taxi service between Alhambra and Pasadena City Ticket office, 148 East Colorado Blvd. Consult Agent for details

TIMES SHOWN BELOW ARE STANDARD TIME

GOLDEN STATE ROUTE • EAST BOUND

LOS ANGELES (SAN DIEGO) - SOUTHERN ARIZONA - EL PASO - KANSAS CITY - ST. LOUIS - CHICAGO - NEW YORK

Table 4
Frequent service from San Diego
(See Table 92)

	Golden State No. 4 Daily Example	Passenger No. 44 Daily Example	Imperial No. 40 Daily Example
Lv Los Angeles, Cal. (Union Station) . . . S.P.	1 30 Su	8 05 Su	10 00 Su
Lv Alhambra, Cal. (Pasadena) # . . . "	1 50 Su	8 25 Su	10 20 Su
Lv Palm Springs, Cal. "	h 3 56 Su	11 08 Su	1 03 Mo
Lv Indio, Cal. "	h 4 23 Su	11 55 Su	1 50 Mo
Lv Brawley, Cal. "	↓	↓	3 30 Mo
Lv El Centro, Cal. "	↓	↓	4 00 Mo
Lv Calexico, Cal. "	↓	↓	4 30 Mo
Ar Yuma, Ariz. (P.T.) "	6 25 Su	2 55 Mo	6 35 Mo
Lv Yuma, Ariz. (M.T.) S.P.	7 35 Su	4 15 Mo	7 55 Mo
Lv Phoenix, Ariz. "	10 35 Su	8 10 Mo	11 30 Mo
Lv Tucson, Ariz. "	12 55 Su	11 50 Mo	2 30 Mo
Lv Benson, Ariz. "	↓	↓	↓
Lv Bowie, Ariz. "	↓	↓	↓
Lv Lordsburg, N. M. "	↓	↓	↓
Lv Deming, N. M. "	↓	↓	↓
Ar Bisbee Junction, Ariz. S.P.	f 2 58 Mo	2 25 Mo	f 4 54 Mo
Ar Bisbee, Ariz. Bus	3 23 Mo	2 50 Mo	5 19 Mo
Lv Bisbee, Ariz. "	2 28 Mo	2 00 Mo	4 24 Mo
Lv Douglas, Ariz. S.P.	3 30 Mo	3 10 Mo	5 38 Mo
Ar El Paso, Tex. (M.T.) "	7 05 Mo	7 45 Mo	9 55 Mo
Lv El Paso, Tex. (M.T.) "	7 20 Mo	8 35 Mo	10 30 Mo
Ar Tucumcari, N. M. (M.T.) S.P.	1 43 Mo	5 15 Tu	5 50 Tu
Lv Tucumcari, N. M. (C.T.) R.I.			7 20 Tu
Ar Oklahoma City "			4 45 Tu
Ar Little Rock, Ark. "			3 00 We
Ar Memphis, Tenn. "			6 50 We
Lv Tucumcari, N. M. (C.T.) R.I.	2 49 Mo		7 20 Tu
Lv Dalhart, Tex. "	4 24 Mo		9 05 Tu
Ar Topeka, Kan. "	12 04 Tu		5 38 Tu
Ar Kansas City, Mo. R.I.	1 25 Tu		7 00 Tu
Lv Kansas City, Mo. Mo.Pac.	1 45 Tu		11 30 Tu
Ar St. Louis, Mo. Mo.Pac.	8 05 Tu		7 23 We
Lv Kansas City, Mo. R.I.	9 10 Tu		8 15 Tu
Ar St. Paul, Minn. "	8 00 Tu		8 30 We
Ar Minneapolis, Minn. R.I.	8 30 Tu		9 15 We
Lv Kansas City, Mo. R.I.	1 50 Tu		8 00 Tu
Ar Chicago, Ill. (C.T.) R.I.	11 45 Tu		8 40 We

TRAIN 4 STREAMLINER
GOLDEN STATE—Extra Fare
Via S. P. and R. I.

Full Lounge Car: ★ Los Angeles to Chicago. (For Pullman passengers.) (Does not operate on days Buffet-Obs. operates.)

Standard Sleepers:

- ★ Los Angeles to Chicago. (6 BR., 10 Rmets.) Car 43. (12 BR.) Car 44.
- ★ Los Angeles to Chicago. (Buffet-Obs., 2 BR., 1 DR.) Car 40. (Operates 3 days out of 5.) Consult Agent.
- ★ Phoenix to Chicago. (4BR., 4 Compts., 2 DR.) Car 42. (Open for occupancy 9:00PM.)
- ★ Tucson to Chicago. (12 BR., 4 days out of 5., 4 BR., 4 Compts., 2 DR., 1 day out of 5.) Car 41. (Open for occupancy 9:00PM.) (Last trip from Tucson May 31.)
- ★ Los Angeles to St. Louis S.P.-R.I. No. 4 to Kansas City. Mo.Pac. No. 20 to St. Louis. (6 Sec., 6 Rmets., 4 BR.) Car 45.
- ★ Los Angeles to Minneapolis. S.P.-R.I. No. 4 to Kansas City, R.I. No. 508 to Minneapolis. (6 Sec., 6 Rmets., 4 BR.) Car 46.

Chair Cars: (Please reserve seats in advance.)

- ★ Los Angeles to Chicago. (Cars 48-49.)
 - ★ Los Angeles to Minneapolis. S.P.-R.I. No. 4 to Kansas City, R. I. No. 508 to Minneapolis. Car. 47
- Pillow service available at nominal charge.

Dining Car: ★ Los Angeles to Chicago.

Coffee Shop Lounge Car: ★ Los Angeles to Chicago. (For coach passengers.)

Baggage: No checked service to or from stations east of Tucumcari except Kansas City and Chicago.

Tickets Honored: Ask Agents.

TRAIN 40 IMPERIAL

Via S. P. and R. I.

(Open for occupancy at 9:00 PM.)

Lounge Car: ★ Los Angeles to Chicago. (For Pullman Passengers.)

Standard Sleepers: ★ Los Angeles to Chicago. (6 Sec., 6 BR.) Car 406.

- ★ Los Angeles to Chicago. (10 Sec., 1 DR., 2 Compts.) Car 405.
- ★ Los Angeles to Memphis (On R.I. 112 from Tucumcari.) (10 Sec., 1 DR., 2 Compts.) Car 404.
- ★ Los Angeles to Little Rock. (On R.I. 112 from Tucumcari.) (8 Sec., 1 DR., 2 Compts.) Car 403. (Occupancy until 8:00 AM.)
- ★ Los Angeles-Calexico, (10 Sec., 1 DR., 2 Compts.) Car 400. (Occupancy until 6:30AM.)

Lounge Car: Los Angeles to Chicago. (For Coach passengers.)

Chair Cars: ★ Los Angeles to Chicago.

- ★ Los Angeles to Memphis. Pillow service available at nominal charge.

Dining Car: ★ Los Angeles to El Paso.

- ★ Tucumcari to Chicago.
- Diner:** ★ Tucumcari to Little Rock.

News Agent Service.

Tickets Honored: All classes.

TRAIN 44 PASSENGER

Via S. P. and R. I.

Coach: ★ Los Angeles to Tucumcari.

Tickets Honored: All classes.


You'll enjoy western travel

on the streamlined

Golden State

CHICAGO - LOS ANGELES

East or West, you'll enjoy a smooth, luxurious ride. Reclining Chair Cars and Pullman accommodations, dining room, lounge and coffee-shop lounge. New, streamlined equipment.



Only 44 hours enroute via the low-altitude Golden State Route through Kansas City, El Paso, Tucson, Phoenix and Palm Springs. Through Pullman and Chair Car to and from Minneapolis, St. Paul and Des Moines. Through Pullman to or from St. Louis. No change of cars enroute.

★—Regularly assigned cars are air-conditioned.

All PM time in Dark faced figures.

‡—Open for occupancy at 9:00PM.

P.T.—Pacific Standard time.

M.T.—Mountain Standard time.

C.T.—Central Standard time.

E.T.—Eastern Standard time.

□—La Salle Street Station (La Salle and Van Buren Sts.)

e—Passengers enroute to or from Benson will be handled to and from Whetstone.

f—Flag stop to entrain or detrain passengers.

h—Stops on flag to entrain pay passengers for Phoenix or beyond; also detrain from Alhambra or beyond.

*—On call taxi service between Alhambra and Pasadena City Ticket office, 148-East Colorado Blvd. Consult Agent for details.

TIMES SHOWN BELOW ARE STANDARD TIME

SUNSET ROUTE • GOLDEN STATE ROUTE

EL PASO - DEMING - DOUGLAS - TUCSON - PHOENIX - LOS ANGELES - SAN FRANCISCO

WESTBOUND

Table 8: Westbound train schedule from Tucson, Ariz. to El Paso, Tex. Includes columns for Elev, Mts., Passenger No., Golden State No., Argonaut No., Sunset Limited No., and Imperial No. Lists stations such as Tucson, Mastodon, N. M., Apache Junction, Bisbee, and El Paso.

P.T.—Pacific Standard Time.

M.T.—Mountain Standard Time.

—Below Sea Level.

△—Air Mail dispatched.

▲—P.G.L. Bus.

*—P.G.L. Station.

§—Arrives Sacramento 7:30 AM.

†—Train No. 347.

a—Stops on flag to entrain pay passengers for Yuma and beyond; also detrain from Tucson and beyond.

b—Stops on flag to detrain pay passengers from east of El Paso; also entrain for Colton or beyond.

c—Stops on flag to detrain pay passengers from El Paso or beyond also to entrain for Calexico or beyond.

d—Stops on flag to entrain pay passengers for Alhambra or beyond.

e—Stops on flag to detrain pay passengers from Wellton or beyond.

f—Flag stop to entrain or detrain passengers.

g—Stops on flag for Gila line passengers and Alhambra or beyond.

h—Stops on flag to detrain pay passengers from Phoenix and beyond.

j—Stops on flag to detrain pay passengers from Kansas City or beyond; also entrain for Palm Springs or beyond.

k—Stops on flag to detrain pay passengers from El Paso or beyond.

m—Stops on flag to detrain pay passengers from Phoenix or beyond; also entrain for Alhambra or beyond.

n—Stops on flag to detrain pay passengers from Tucuman or beyond.

p—Stops to entrain or detrain passengers enroute to or from Benson.

r—Stops on flag to entrain pay passengers for Alhambra or beyond; also detrain from Wellton or beyond.

s—Stops on flag to entrain pay passengers for Colton or beyond.

t—Stops to entrain pay passengers for Palm Springs or beyond also detrain from El Paso or beyond.

w—Stops on flag to entrain pay passengers for Alhambra or beyond; also detrain from El Paso or beyond.

WESTBOUND

Table 9: Westbound train schedule from Los Angeles to San Francisco. Includes columns for Elev, Mts., Passenger No., Golden State No., Argonaut No., Sunset Limited No., and Imperial No. Lists stations such as Los Angeles, Palmdale, Lancaster, and San Francisco.

▲—On Call Taxi Service between Alhambra and Pasadena City Ticket Office, 148 East Colorado Blvd. Consult Agent for details.

Los Angeles to San Francisco (Via Coast Line).

Table 10: Los Angeles to San Francisco (Via Coast Line) schedule. Includes columns for Elev, Mts., Morning Daylight, Starlight, and Lark. Lists stations such as Los Angeles, Glendale, Santa Barbara, and San Francisco.

Los Angeles to San Francisco (Via San Joaquin Valley Line)

Table 11: Los Angeles to San Francisco (Via San Joaquin Valley Line) schedule. Includes columns for Elev, Mts., S. J. Daylight, Owl, and West Coast. Lists stations such as Los Angeles, Bakersfield, Fresno, and San Francisco.

New "SUNSET LIMITED" Now!

Bus and Taxi service available between Southern Pacific Third Street Station and Ferry Station, San Francisco. Approximate distance 1 1/2 miles.

TIMES SHOWN BELOW ARE STANDARD TIME

SUNSET ROUTE-GOLDEN STATE ROUTE

SAN FRANCISCO - LOS ANGELES - PHOENIX - TUCSON - DOUGLAS - DEMING - EL PASO

Table 12: EASTBOUND schedule from San Francisco to Los Angeles with columns for Elev, Mls., Morning Daylight, Star-light, and Lark.

Table 13: EASTBOUND schedule from San Francisco to Los Angeles with columns for Elev, Mls., No. 52, No. 58, No. 60, and Oakland connections.

Table 14 (A): EASTBOUND schedule from Los Angeles to El Paso with columns for Elev, Mls., Golden State, Sunset Limited, Passenger, Argonaut, and Imperial.

Table 14 (B): LOS ANGELES, EL CENTRO, CALEXICO schedule showing service types like Coach and Standard Sleeper.

*Daily, P.T.-Pac. Std. Time. M.T.-Mt. Std. Time. Delta-Air Mail dispatched from. P.G.L. Bus. P.G.L. Station.

Occupancy until 6:00AM. Below Sea Level. Train No 348. Leaves Sacramento 7:45PM.

Stops on flag to entrain pay passengers for points East of Wellton. Stops on flag to entrain pay passengers for Yuma or beyond.

Stops on flag to entrain pay passengers for El Paso or beyond; also to detrain from Colton or beyond.

Stops on flag to detrain pay passengers for Wellton or beyond. Flag stop to detrain passengers.

Stops on flag to detrain pay passengers from Alhambra or beyond; also entrain for Tucson and East.

Stops on flag to entrain pay passengers for El Paso or beyond. Stops on flag to entrain pay passengers for Wellton or beyond; also detrain from Alhambra or beyond.

Stops on flag to entrain pay passengers for Phoenix or beyond. Stops on flag to detrain pay passengers from Yuma or beyond; also entrain for Tucson and beyond.

Stops on flag to detrain pay passengers from Colton or beyond. Stops to entrain or detrain passengers to or from Benson. Stops on flag to detrain pay passengers to or from Benson.

Stops on flag to detrain pay passengers from Alhambra or beyond; also entrain for east of Wellton. Stops on flag to entrain pay passengers for El Paso or beyond; also detrain from Alhambra or beyond.

Stops on flag to entrain pay passengers for Phoenix or beyond; also detrain from Alhambra or beyond. Open for occupancy at 9:00PM.

Stops on flag to entrain pay passengers for Phoenix or beyond; also detrain from Alhambra or beyond. Open for occupancy at 9:00PM.

Stops on flag to entrain pay passengers for Tucson or beyond.

Table 15: EASTBOUND schedule from Yuma to El Paso with columns for Elev, Mls., Imperial, Golden State, Sunset Limited, Argonaut, and Passenger.

On call taxi service between Alhambra and Pasadena City Ticket Office, 148 East Colorado Blvd. Consult Agent for details.

Yuma to El Paso: Stops on flag to entrain pay passengers for Tucson or beyond.

TIMES SHOWN BELOW ARE STANDARD TIME

SUNSET ROUTE

TEXAS AND LOUISIANA LINES

Train 3—ACADIAN—Daily—New Orleans—Houston

Standard Sleepers:★New Orleans to Houston. (10 Sec., 1 DR., 2 Compts.) Car 31.
 ★New Orleans to Houston. (8 Sec., 5 Double Bedrooms.) Car 33. (Sleeper occupancy at Houston until 8:00 a.m.)
 ★New Orleans to Lake Charles. (Occupancy Lake Charles until 8:00 a.m.) (10 Sec., 2 DR.) Car 34.
 ★Lounge Car: New Orleans to Houston. (For use Pullman Passengers.) Refreshments, etc.
 ★Chair Car and Coach:★New Orleans to Houston.

Train 4—ACADIAN—Daily—Houston—New Orleans

Standard Sleepers:★Houston to New Orleans. (10 Sec., 1 DR., 2 Compts.) Car 42.
 ★Lake Charles to New Orleans. (10 Sec., 2 DR.) Car 43. (Open for occupancy 9:00 p.m.)
 ★Lounge Car: Houston to New Orleans. (For use Pullman Passengers.) Refreshments, etc.
 ★Chair Car and Coach: Houston to New Orleans.

Train 7—ALAMO—Daily—New Orleans—Houston

★Chair Cars and Coaches: New Orleans-Houston.
 News Agent Service.

Train 8—ALAMO—Daily—Houston—New Orleans

★Chair Cars and Coaches: Houston-New Orleans.
 News Agent Service.

TRAIN 13—Streamlined SUNBEAM—Train 14—Daily

★Chair Cars: Houston and Dallas.
 ★Parlor Car: Houston and Dallas (operated by Southern Pacific). Car 130 to Dallas, Car 140 to Houston.
 ★Diner-Lounge-Observation Car: Houston and Dallas. Car 131 to Dallas, Car 141 to Houston. All Seats in Parlor Car on the SUNBEAM must be reserved in Advance.

Train 15—Streamlined HUSTLER—Train 16—Daily

★Chair Cars: Houston and Dallas.
 ★Snack-Lounge-Parlor Car: Houston-Dallas. (Car 150 to Dallas; Car 160 to Houston) All seats in Lounge-Parlor Car on the Hustler must be reserved in advance. Passengers required to hold first-class rail and Parlor Car tickets. (Operated by Southern Pacific.)

Train 17—OWL—Daily

Standard Sleeper:★Houston to Dallas. (8 Sec., 5 Bedrooms.) Car 171.
 Sleeper open 9:30 p.m. Occupancy at Dallas until 8:15 a.m.
 Coaches:★Houston to Dallas. (Open at Houston 10:30 p.m.)

Train 18—OWL—Daily

Standard Sleeper:★Dallas to Houston. (8 Sec., 5 Bedrooms.) Car 181.
 (Sleeper open for occupancy at 9:30 p.m. Occupancy at Houston until 8:00 a.m.)
 Coaches:★Dallas to Houston. (Open at Dallas, 10:30 p.m.)

Train 27—Daily—Train 28—Shreveport and Houston

Standard Sleeper:★Shreveport and Houston. (Sections, Drawing-Room.) Car 270 to Houston, Car 280 to Shreveport. (Sleeper open at 9:30 p.m. Occupancy at Houston and Shreveport until 8:00 a.m.)
 Coaches:★Shreveport and Houston. (Open at Shreveport, 10:30 p.m.)

Train 303-309—BORDER LIMITED—Train 310-304—Daily

Standard Sleeper:★Houston and Corpus Christi. (Sections, Drawing-Room.) Car 3030 to Corpus Christi, Car 3040 to Houston. (Sleeper open 9:30 p.m. at Corpus Christi. Occupancy at Corpus Christi and Houston until 8:00 a.m.)
 Coach:★Houston and Corpus Christi. (Open at Corpus Christi 10:30 p.m.)

Train 303—BORDER LIMITED—Train 304—Daily

Standard Sleeper:★Houston and McAllen. (10 Sec., 1 DR., 2 Compts.) Car 3031 to McAllen, Car 3120 to Houston. (Occupancy at Houston until 8:00 a.m.)
 Chair Car:★Houston and McAllen.

Table 37

NEW ORLEANS, BEAUMONT, HOUSTON, SAN ANTONIO, GALVESTON, DALLAS, WACO AND SHREVEPORT (Daily)

READ DOWN					STATIONS	READ UP				
1	3	5	7	Mis.		4	6	2	8	
12 30	9 00	11 00	8 25	0	Lv New Orleans.....	Ar	6 45	7 00	4 00	7 45
6 00	5 22	5 35	4 55	279	Lv Beaumont.....	Ar	10 25	11 50	10 28	11 15
7 30	7 20	7 15	7 00	363	Ar Houston.....	Lv	8 30	10 00	9 00	9 05
7 50		7 50		363	Lv Houston.....	Ar		8 45	8 40	
11 40		1 30		573	Ar San Antonio.....	Lv		2 50	4 45	
	Bus	Bus	Bus				Bus	Bus	Bus	Bus
b 8 00	b 8 00	b 7 30	b 7 30	0	Lv Houston.....	Ar	7 55	9 25	7 45	7 45
9 40	9 40	9 10	9 10	60	Ar Galveston.....	Lv	b 6 00	b 7 30	b 5 45	b 5 45
13	15	17	17				16	14	18	18
4 45	8 00	11 30	11 30	0	Lv Houston.....	Ar	2 05	9 25	6 30	6 30
9 10	1 50	6 55	6 55	264	Ar Dallas.....	Lv	8 10	5 00	11 30	11 30
15	15						Bus.	Bus.		
	Bus	Bus					16	16		
8 00	8 00			0	Lv Houston.....	Ar	2 05	2 05		
a 12 25	a 12 25			186	Ar Waco.....	Lv	a 9 30	a 9 30		
26	26	28	28				25	25	27	27
9 10	9 10	10 45	10 45	0	Lv Houston.....	Ar	7 20	7 20	6 45	6 45
4 15	4 15	6 15	6 15	232	Ar Shreveport.....	Lv	12 35	12 35	11 30	11 30

Table 38

NEW ORLEANS, HOUSTON, DALLAS, CORPUS CHRISTI, McALLEN (Daily)

				STATIONS			
	5	7		2	8		
	11 00	8 25	Lv New Orleans.....	Ar	4 00	7 45	
	7 15	7 00	Ar Houston.....	Lv	9 00	9 05	
14	16					15	13
	5 00	8 10	Lv Dallas.....	Ar		1 50	9 10
	9 25	2 05	Ar Houston.....	Lv		8 00	4 45
303	303	303	303		304	304	304
9 45	9 45	9 45	9 45	Lv Houston.....	Ar	6 50	6 50
309	309	309	309		310	310	310
5 15	5 15	5 15	5 15	Ar Corpus Christi.....	Lv	11 00	11 00
303	303	303	303		304	304	304
7 30	7 30	7 30	7 30	Ar Edinburg.....	Lv	8 50	8 50
7 50	7 50	7 50	7 50	Ar McAllen.....	Lv	8 30	8 30

OWL

Overnight, diesel-powered service between Houston and Dallas. Late evening departure, early morning arrival. Carries Standard Sleeper (sections and bedrooms), also coaches.

★Regularly assigned cars are air-conditioned.
 All PM time in dark faced figures.
 a-Daily Bus between Bremond and Waco.
 b-Texas Bus Lines between Houston and Galveston.

TIMES SHOWN BELOW ARE STANDARD TIME

SUNSET ROUTE

TEXAS AND LOUISIANA LINES—LOCAL SERVICE AND CONNECTIONS

(A) Table 40 LOS ANGELES, PHOENIX, EL PASO, MEXICO CITY Via Southern Pacific-National Rys of Mexico

Table 40: Train schedule between Los Angeles, Phoenix, El Paso, and Mexico City via Southern Pacific and National Railway of Mexico. Columns include Nos. 4-8, Daily Service, and Nos. 7-3.

(B) NEW ORLEANS, HOUSTON, SAN ANTONIO, MEXICO CITY, VIA LAREDO (Daily)

Table 40 (B): Train schedule between New Orleans, Houston, San Antonio, and Mexico City via Laredo. Columns include times and destinations.

(A) Table 41 Illinois Central R. R. NEW ORLEANS, LOUISVILLE, CINCINNATI

Table 41: Train schedule for Illinois Central R.R. between New Orleans, Louisville, and Cincinnati. Columns include 26, #6, #2-4-104, Daily, #5, and 63-103 15-3.

(B) NEW ORLEANS, NASHVILLE, CHICAGO, LOUISVILLE AND CINCINNATI

Table 41 (B): Train schedule between New Orleans, Nashville, Chicago, Louisville, and Cincinnati. Columns include 38-2, 98, 6, 4, Daily, 99, 6, 1, Daily, 37, Daily.

(C) NEW ORLEANS, BIRMINGHAM, CHATTANOOGA, CINCINNATI

Table 41 (C): Train schedule between New Orleans, Birmingham, Chattanooga, and Cincinnati. Columns include 42-4, 48-18-2, Daily, Mls., 3-4, Daily, 1-17-47, Daily.

Table 42 EL PASO, DALLAS, ST. LOUIS Texas and Pacific Ry.—Missouri Pacific

Table 42: Train schedule between El Paso, Dallas, and St. Louis via Texas and Pacific Railway and Missouri Pacific. Columns include 6 Daily, 2 Daily, 7 Daily, and 1 Daily.

HOUSTON, NACOGDOCHES, SHREVEPORT

Table 43: Train schedule between Houston, Nacogdoches, and Shreveport. Columns include 28 Daily, 26 Daily, Mls., 25 Daily, and 27 Daily.

Trains 27-28: Standard Sleeper—Shreveport-Houston (Sec. Dr.) (Open 9:30 p.m., occupancy at Houston and Shreveport 6:00 a.m.) (Car 270 to Houston. Car 280 to Shreveport).
★ Coaches—Shreveport-Houston.
Trains 25-26: ★ Coaches—Shreveport-Houston.

NEW IBERIA, SALT MINE

Table 44: Train schedule between New Iberia and Salt Mine. Columns include 521 Mixed, 519 Mixed, Mls., 520 Mixed, and 522 Mixed.

Trains 519, 520, 521 and 522: Coach—New Iberia-Salt Mine.

All PM time in dark faced figures.
P.T.—Pacific Standard Time.
M.T.—Mountain Standard Time.
C.T.—Central Standard Time.
E.T.—Eastern Standard Time.
—Coaches only.
—Coach Seats Reserved—Reservation Charge Applying.

(A) Table 45 NEW ORLEANS, HOUSTON, DALLAS

Table 45 (A): Train schedule between New Orleans, Houston, and Dallas. Columns include 1-13, 5-17, 3-15, Daily, 18-2, 14-6, 16-4.

(B) HOUSTON, CHICAGO, DETROIT

Table 45 (B): Train schedule between Houston, Chicago, and Detroit. Columns include 2-#6, 76, Daily, 75-#5-5.

(C) CHICAGO, HOUSTON, SAN ANTONIO

Table 45 (C): Train schedule between Chicago, Houston, and San Antonio. Columns include #1-1, #5-5, 3-3, Daily, 6-#2, 12-#6.

FRANKLIN, CYPREMORT

Table 46: Train schedule between Franklin and Cyremort. Columns include 405 Mixed, Mls., Table 46, and 406 Mixed.

Trains 405-406: Coach—Cyremort-Franklin.

Table 48

LA PORTE BUS LINES (Louisiana) (Rail Tickets Not Honored)

Table 48: Bus schedule for La Porte Bus Lines between New Iberia for Abbeville, Abbeville for New Iberia, Lafayette for Abbeville, Abbeville for Lafayette, Lake Charles for Abbeville, Abbeville for Lake Charles, and New Iberia for St. Martinville.

DOUBLE DAILY

Streamlined

Air-conditioned service between

HOUSTON-DALLAS

Train 13-14

Streamlined

SUNBEAM

Trains 15-16

Streamlined

HUSTLER

†—Daily except Sunday.

‡—Flag stop to entrain or detrain revenue passengers.

—Open for occupancy 10:00 P.M.

—Panama Limited; All Pullman.

—Flag stop to entrain or detrain passengers.

★—Air-Conditioned.

‡—Grand Central Station.

TIMES SHOWN BELOW ARE STANDARD TIME OVERLAND ROUTE • EASTBOUND

SAN FRANCISCO - RENO - OGDEN - OMAHA - CHICAGO - NEW YORK
SALT LAKE CITY - DENVER - KANSAS CITY - ST. LOUIS

Table 61	San Francisco Overland No. 28 Daily Example	Streamliner City of San Francisco No. 102 Daily Example	Gold Coast No. 24 Daily Example	Mail No. 22 Daily Example	Passenger No. 26 Daily Example
Lv SAN FRANCISCO (Market St.)	S.P. 11 00 Su	4 09 Su	6 00 Su	9 00 Su	9 00 Su
Lv Oakland Pier (Ferry)	" 11 30 Su	4 30 Su	6 30 Su	9 30 Su	9 35 Su
Lv Oakland (16th St.)	" 11 38 Su	4 37 Su	6 39 Su	9 33 Su	9 45 Su
Lv Berkeley	" 11 46 Su	4 45 Su	6 49 Su	9 48 Su	9 56 Su
Lv Sacramento	" 1 40 Su	6 25 Su	9 15 Su	12 10 Mo	1 05 Mo
Ar Truckee	" 5 32 Su		f 1 35 Mo	4 42 Mo	6 30 Mo
Ar Reno	" 6 39 Su	10 51 Su	2 55 Mo	6 18 Mo	7 50 Mo
Ar Sparks (P.T.)	"		6 30 Mo	7 35 Mo	8 30 Mo
Ar Ogden (M.T.)	S.P. 6 25 Mo	8 40 Mo			
Lv Ogden (M.T.)	U.P. 7 15 Mo		8 35 Mo		
Ar Salt Lake City (M.T.)	" 8 10 Mo		9 30 Mo		
Lv Ogden (M.T.)	O.G.L.	▲ 9 15 Mo	▲ 7 50 Mo		
Ar Salt Lake City (M.T.)	"	▲ 10 15 Mo	▲ 8 50 Mo		
Lv Ogden (M.T.)	U.P. 6 55 Mo	8 55 Mo	7 15 Mo		
Ar Cheyenne	" 5 05 Mo	5 30 Mo	8 15 Tu		
Lv Ogden (M.T.)	U.P. 6 50 Mo		7 10 Mo		
Lv Cheyenne	" a		a		
Ar Denver	" 6 15 Mo		8 00 Tu		
Ar Kansas City (C.T.)	U.P. 6 45 Tu		10 30 Tu		
Ar St. Louis	Wab. 11 59 Tu		7 35 We		
Lv Cheyenne (M.T.)	U.P. 5 20 Mo	5 40 Mo	8 30 Tu		
Ar Omaha (C.T.)	" 3 20 Tu	1 50 Tu	7 50 Tu		
Ar CHICAGO (C.T.) C.	C.&N.W. 1 00 Tu	9 45 Tu	7 30 We		
Lv Chicago (C.T.) (74)	Penna. 4 30 Tu				
Ar New York (E.T.)	" 10 45 We				
Lv Chicago (C.T.) (74)	N.Y.C. 6 00 Tu				
Ar New York (E.T.)	" 12 35 We				

TRAIN 24 GOLD COAST

Via S. P. Ogden; U. P. Omaha; C. & N. W. Chicago

Full Lounge Car: ★(For Pullman Car Passengers.) San Francisco to Chicago.

Standard Sleepers:

- ★San Francisco to Chicago. (Sections, Drawing-Rooms.) Cars 245, 247, 248.
- ★San Francisco to Denver. (On U. P. No. 38 from Ogden.) (12 Sec., 1 DR.) Car 243.
- ★San Francisco to Ogden. (10 Sec., 1 DR., 2 Compts.) Car 241.

Chair Cars: ★San Francisco to Chicago.

★San Francisco to Kansas City. (On U. P. No. 38 from Ogden.)
Pillow service available at nominal charge.

Dining Car: ★San Francisco to Omaha.

News Agent Car: ★San Francisco to Ogden.

Tickets Honored: All classes.

**FASTEST TRAINS
BETWEEN CHICAGO
AND
SAN FRANCISCO**

The "City of San Francisco" and the "San Francisco Overland" are the fastest trains between Chicago and the Golden Gate. 40 hrs. 15 min. on the streamlined "City;" 48 hrs. 50 min. on the "Overland!" All in enjoyable comfort and safety.

TRAIN 22 MAIL
Via S. P.

TRAIN 26 PASSENGER
Via S. P.

Standard Sleeper: ★San Francisco to Reno (10 Sec., 1 DR., 2 Compts.) Car 260. (Returns on Train 23.)

Coach: San Francisco to Sparks.

All PM time in Dark faced figures.

★—Regularly assigned cars are air-conditioned.

○—C.&N.W. Passenger Station (Madison, Canal & Clinton Sts.)

P.T.—Pacific Standard Time

C.T.—Central Standard Time

M.T.—Mountain Standard Time.

E.T.—Eastern Standard Time.

▲—Bus leaves and arrives O.G.L. Depot. Union Pacific Interstate tickets honored.

a—Operates via Borie cut-off; not via Cheyenne.

b—Seat reservations required in Coaches on Train No. 10 between Ogden and St. Louis.

f—Flag stop to entrain or detrain pay passengers.

AIR-CONDITIONING

Air-conditioned cars are operated in regular sections of trains as indicated in these timetables. However, it is necessary to include non-air-conditioned cars in the consists of regular trains as well as extra trains, at times of unusual volume of traffic or in the case of emergencies.

PASSENGERS USE FERRY STEAMER FROM SAN FRANCISCO TO OAKLAND PIER.

**TRAIN 102 STREAMLINER
CITY OF SAN FRANCISCO—Extra Fare**

Via S. P. Ogden; U. P. Omaha; C. & N. W. Chicago

Radio.

Lounge: (For Pullman Car Passengers.)
★San Francisco to Chicago.

Standard Sleepers: ★San Francisco to Chicago. (Sections, Roomettes, Bedrooms, Compartments, Drawing-Rooms.)

Lounge Car: ★San Francisco to Chicago. (For Coach Passengers.)

Chair Cars: ★San Francisco to Chicago. (Please reserve seats in advance.) Pillow service available at nominal charge.

Dining Car: ★San Francisco to Chicago.

Coffee Shop: ★San Francisco to Chicago.

Baggage: Checked baggage service from Reno, Nev. and west, destined Ogden, Utah, Green River, Wyo., Cheyenne, Wyo., Omaha, Nebr., and east.

Tickets Honored: Ask Agents.

**TRAIN 28 STREAMLINER
SAN FRANCISCO OVERLAND**

Via S. P. Ogden; U. P. Omaha; C. & N. W. Chicago

Full Lounge Car: ★San Francisco to Chicago (For Pullman Car Passengers.) (Valet.)

Standard Sleepers: ★San Francisco to New York. (On N.Y.C. 22, leaving on even days in May and Aug., odd days in June, July and Sept.) (10 Rmts., 6 BR.) Car N287.

★San Francisco to New York. (On Penna. 70, leaving on odd days in May and Aug., even days in June, July and Sept.) (10 Rmts., 6 BR.) Car P287.

★San Francisco to Chicago. (4 Compts., 4 BR., 2 DR.) Car 283. (6 Sec., 6 Rmts., 4 BR.) Car 285. (10 Rmts., 6 BR.) Car 286.

★San Francisco to St. Louis. (On No. 28 to Ogden, U.P. No. 10 via Denver to Kansas City, Wabash No. 10 to St. Louis.) (6 Sec., 6 Rmts., 4BR.) Car 288.

★San Francisco to Salt Lake City. (On S.P.-U.P. No. 5) (6 Sec., 6 Rmts., 4 BR.) Car 289.

Chair Cars: (Please reserve seats in advance.) ★San Francisco to Chicago. Cars 280, 281.

★San Francisco to St. Louis. (Please reserve seats in advance.) (Via No. 28 to Ogden, U.P. No. 10 via Denver to Kansas City, Wabash No. 10.) Car 282. Pillow service available at nominal charge.

Lounge Car: ★San Francisco to Chicago. (For Chair Car passengers.)

Dining Car: ★San Francisco to Chicago.

Coffee Shop Car: ★San Francisco to Ogden.

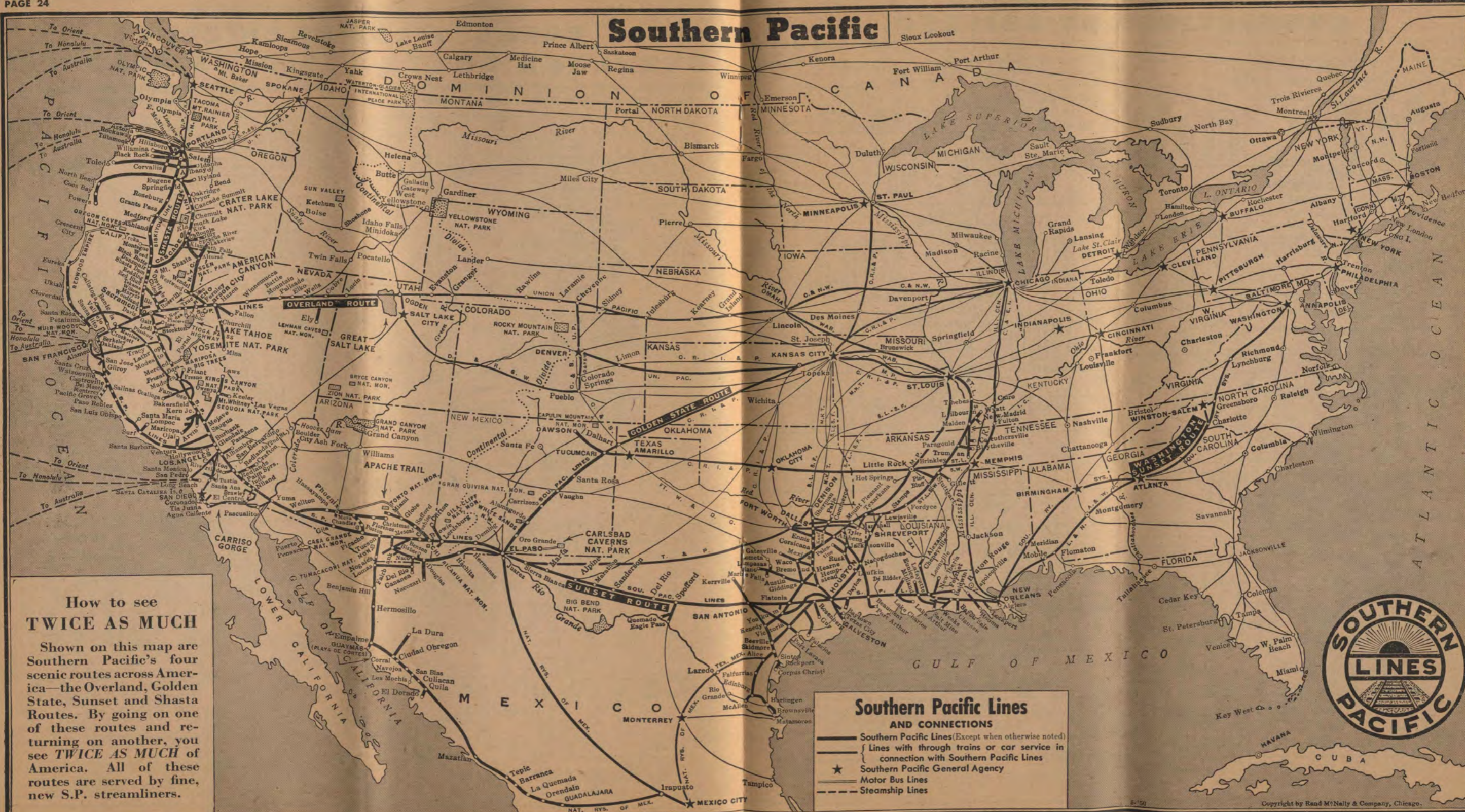
News Agent Service (San Francisco to Ogden).

Baggage: No checked service to or from intermediate stations Oakland Pier to Ogden.

Tickets Honored: Ask Agents.

**RIDE
IN STREAMLINED COMFORT
RIDE THE
"CITY OF SAN FRANCISCO"
OR
"SAN FRANCISCO OVERLAND"**

Southern Pacific



How to see TWICE AS MUCH

Shown on this map are Southern Pacific's four scenic routes across America—the Overland, Golden State, Sunset and Shasta Routes. By going on one of these routes and returning on another, you see **TWICE AS MUCH** of America. All of these routes are served by fine, new S.P. streamliners.

Southern Pacific Lines AND CONNECTIONS

- Southern Pacific Lines (Except when otherwise noted)
- - - Lines with through trains or car service in connection with Southern Pacific Lines
- ★ Southern Pacific General Agency
- Motor Bus Lines
- - - Steamship Lines



TIMES SHOWN BELOW ARE STANDARD TIME CONNECTIONS AT CHICAGO

Table 75

(A) BALTIMORE & OHIO R. R.										
CHICAGO, WASHINGTON, NEW YORK										
Grand Central Station #										
	8	6	26-6	10		27-9	5	5-25	7	
*11 10	*4 00	*3 40	*11 00	Lv Chicago (C.T.)	Ar	6 15	7 00	7 20	2 30	
5 25	11 10	10 53	7 30	Ar Akron (E.T.)	Lv	11 45		1 50	8 50	
6 23	12 05	11 48	8 30	Ar Youngstown	Lv	10 25		12 50	7 47	
7 53	1 33	1 19	10 08	Ar Pittsburgh (E.T.)	Lv	8 50	11 10	11 30	6 20	
3 30	8 25	8 10	6 20	Ar Washington	Lv	1 15	4 30	4 40	10 55	
4 38	9 23	9 23	8 08	Ar Baltimore	Lv	11 38	3 15	3 15	9 32	
6 30	11 16	11 16	9 57	Ar Philadelphia	Lv	10 10	1 30	1 30	7 47	
8 29	1 14	1 14	11 54	Ar New York (E.T.) (Liberty St.)	Lv	* 8 15	*11 30	*11 30	* 6 50	

(B) PENNSYLVANIA RAILROAD										
CHICAGO-CINCINNATI										
Union Station										
	200	236	208	216		215	207	237	201	
*11 35	*9 30	*1 30	*9 15	Lv Chicago (C.T.)	Ar	1 45	8 45	5 30	6 40	
1 45	11 55	3 45	11 30	Ar Logansport	Lv	11 33	6 30	3 10	4 15	
4 20	3 02	6 10	2 00	Ar Richmond	Lv	9 35	3 55	12 05	12 55	
7 40	5 50	9 05	5 00	Ar Cincinnati (E.T.)	Lv	* 8 30	* 3 15	*11 00	*11 35	

CHICAGO-LOUISVILLE										
	306	208-308	116-316	5304		315-115	5303	307-207	305	
*11 00	*1 30	*9 30	6 9 00	Lv Chicago (C.T.)	Ar	2 15	5 45	8 45	7 00	
3 20	6 30	1 45	12 40	Ar Indianapolis	Lv	10 15	1 55	4 35	2 10	
6 10	8 10	4 15	2 50	Ar Louisville (C.T.)	Lv	* 8 00	6 11 45	* 2 00	*11 30	

PENN. R. R.—N. & W. RY.										
CHICAGO-CINCINNATI-NORFOLK										
	200-26	208-4	216-8		215-201	3-215				
	*11 35	*1 30		Lv Chicago (C.T.)	Ar	6 40	1 45			
	7 40	9 05		Ar Cincinnati (E.T.)	Lv	11 35	8 30			
	11 40	5 30		Ar Norfolk (E.T.)	Lv	* 7 15	* 1 45			

(C) NEW YORK CENTRAL SYSTEM												
CHICAGO-INDIANAPOLIS-CINCINNATI												
	410	438	+4	406	416	Central Station	+3	415	419	405	443	437
11 30	9 20	*4 30	*1 00	*9 45	Lv Chicago (C.T.)	Lv	1 00	3 00	4 55	8 35	5 00	6 50
12 55	10 45	5 35	2 15	10 51	Ar Kankakee	Lv	11 50	1 45	3 40	7 25	3 35	5 30
2 25	12 20	6 50	3 40	12 25	Ar Lafayette	Lv	10 32	12 10	1 47	5 53	1 40	3 35
3 55	1 50	8 00	5 05	1 50	Ar Indianapolis	Lv	9 30	10 52	12 30	4 40	12 05	1 50
	2 48		5 55	2 37	Ar Shelbyville	Lv		9 52		3 51	11 06	12 46
5 25	3 20		6 30	3 07	Ar Greensburg	Lv		9 35		3 30	10 40	12 20
8 00	6 00	11 00	9 05	5 40	Ar Cincinnati (E.T.)	Lv	* 8 30	* 9 10		* 3 20	*10 10	*11 55

CHICAGO, DETROIT, TORONTO, MONTREAL										
Central Station										
	316-38	358-20	376-22		5-315	15-39	21-31			
*11 59	*7 35	*8 30	*8 30	Lv Chicago (C.T.)	Ar	6 55	8 12	8 50		
7 35	2 50	2 55	Ar Detroit (E. T.)	Lv	11 30	3 15	4 45			
9 10	3 25	4 10	Ar Windsor, Ont (C.P.)	Lv	11 15	2 50	2 05			
3 05	8 50	10 00	Ar Toronto (C.P.)	Lv	5 40	10 00	8 00			
2 55	10 15	8 25	6 55	Ar Montreal (C.P.) (C.N.)	Lv	* 9 15	* 3 30	*10 15		

CHICAGO-DETROIT											
Central Station											
	358	30	8	44	376		39	17	375	355	31
*7 35	*4 15	10 10	*9 35	*8 30	Lv Chicago (C.T.)	Ar	8 12	11 30	12 55	4 40	8 50
11 30	7 45	5 33	1 25	12 03	Ar Kalamazoo (E.T.)	Lv	6 05	9 44	11 05	2 48	7 12
12 02	8 10	5 59	1 57	13 33	Ar Battle Creek	Lv	5 30	9 17	10 40	2 22	6 48
1 10	8 54	6 48	3 00	1 20	Ar Jackson	Lv	4 35	8 33	9 53	1 37	6 06
2 00	9 33	7 30	4 00	2 05	Ar Ann Arbor	Lv		7 54	9 13	12 56	5 27
2 55	10 15	8 25	4 55	2 55	Ar Detroit	Lv	* 3 15	* 7 13	* 8 30	*12 15	* 4 45

(D) N. Y. C.—CHESAPEAKE & OHIO LINES										
CHICAGO-CINCINNATI-WASHINGTON-NORFOLK										
Central Station										
	6	4	2		5	1	3			
*12 01	*1 00	*9 45		Lv Chicago (C.T.)	Ar	12 30	3 00	8 35		
4 48				Ar Toledo	Lv	6 05				
	5 05	1 50		Ar Indianapolis	Lv		10 52	4 40		
	9 05	5 40		Ar Cincinnati (E.T.)	Lv		9 10	3 20		
	2 30	2 30		Ar Washington	Lv	10 55	6 01	10 45		
	2 30	2 30		Ar Richmond	Lv	11 10	5 25	10 50		
	6 00	6 00		Ar Norfolk (E.T.)	Lv	* 7 45	* 1 45	* 6 45		

Union Station Canal, Adams & Jackson Sts. (Phone Franklin 2-6700)
 La Salle Street Station La Salle & Van Buren Sts. (Phone Wabash 2-4200)
 Central Station 135 East 11th Place. (Phone Wabash 2-4811)
 Grand Central Station Harrison & Wells Sts. (Phone Harrison 7-0815)
 Dearborn Station Dearborn & Polk Sts. (Phone Harrison 7-7500)
 C.&N.W. Passenger Station Madison, Canal and Clinton Sts. (Phone Dearborn 2-3850)

All PM time in Dark faced figures.
 (C.T.)—Central Standard Time.
 *—Daily. §—Sundays only.
 —All seats reserved in advance.
 †—Central Station.

†—Daily except Sunday.
 §—Reserved seat coaches only. Special service charge.
 †—Windsor Station.

(E) GRAND TRUNK-CANADIAN NATIONAL RYS. O										
CHICAGO, TORONTO, MONTREAL										
	6	14	20-16		5	15	17			
*11 00	*8 00	*9 40	Lv Chicago (C.T.)	Ar	7 00	8 00	8 20			
2 07	7 48	9 23	Ar Hamilton (E.T.)	Lv	7 05	10 58	9 32			
3 25	8 55	10 10	Ar Toronto	Lv	6 00	10 00	8 30			
11 05	5 45	7 30	Ar Montreal (E.T.)	Lv	* 9 15	* 3 30	* 11 00			

CHICAGO-DETROIT										
	6	14	20		17	5				
*11 00	*8 00	*9 40	Lv Chicago (C.T.)	Ar	8 20	7 00				
1 15	10 00	11 40	Ar South Bend	Lv	6 15	4 35				
2 50	11 22	1 13	Ar Battle Creek	Lv	4 35	2 40				
5 05	1 30	3 08	Ar Lansing (E.T.)	Lv	4 28	2 30				
6 00	* 2 08	3 55	Ar Durand	Lv	3 40	1 40				
7 50	7 35	6 00	Ar Detroit (E.T.)	Lv	* 1 40	* 11 30				

(F) ERIE R. R.										
CHICAGO-NEW YORK										
Dearborn Station										
	8	2	6		1	5	7			
*10 00	*5 00	*9 25	Lv Chicago (C.T.)	Ar	6 55	3 55	12 25			
12 43	7 43	11 51	Ar Huntington	Lv	4 07	1 30	9 26			
6 35	2 13	4 52	Ar Akron (E.T.)	Lv	12 14	10 36	4 47			
† 7 50	3 34	6 03	Ar Youngstown	Lv	10 46	9 25	3 12			
5 10	12 34	2 15	Ar Binghamton	Lv	2 01	12 52	5 31			
11 58	6 30	7 55	Ar New York (E.T.)	Lv	* 7 52	* 6 57	* 10 32			

(G) GULF MOBILE & OHIO R. R.													
CHICAGO-ST. LOUIS													
	7	505	5	3	1	11	19		2	4	18	8	
11 25	16 55	15 00	*4 50	11 45	† 8 45	*8 25	Lv Chicago (C.T.)	Ar	2 08	5 15	9 30	9 40	7 00
12 15	7 48	6 03	5 30	12 25	9 45	9 05	Ar Joliet	Lv	1 19	4 27	8 27	8 50	6 00
2 20	9 35	8 10	6 57	1 53	12 35	10 41	Ar Bloomington	Lv	11 51	4 27	6 35	7 23	3 55
4 05	10 55	9 30	7 59	2 53	2 30	11 45	Ar Springfield	Lv	10 48	1 54	5 05	6 21	2 20
6 08	12 14	10 50	9 07	4 03	6 30	12 55	Ar Alton	Lv	9 38	12 37	3 32	5 10	12 38
7 08	1 15	11 50	10 00	4 55	7 05	1 45	Ar St. Louis (C.T.)	Lv	* 8 58	* 11 55	* 2 45	* 4 30	* 11 45

(H) ILLINOIS CENTRAL R. R.										
CHICAGO-ST. LOUIS										
	17	21	19		22	20	18			
*11 50	*8 45	*10 30	Lv Chicago (C.T.)	Ar	2 30	10 15	7 00			
4 35	8 10	1 40	Ar Springfield	Lv	11 10	6 50	2 25			
7 15	10 15	4 00	Ar St. Louis (C.T.)	Lv	* 9 00	* 4 45	* 11 50			

(I) WABASH RY. O										
CHICAGO-ST. LOUIS										
	17	21	11		24	10	18			
*11 20	*4 35	*11 00	Lv Chicago (C.T.)	Ar	2 05	5 40	6 50			
3 16	7 30	1 59	Ar Decatur	Lv	11 10	2 22	2 40			
6 55	10 00	4 35	Ar St. Louis (C.T.)	Lv	* 8 55	* 12 00	* 11 30			

(J) NICKEL PLATE—D. L. & W.										
CHICAGO, CLEVELAND, NEW YORK										
La Salle Street Station										
	6	8		5	7					
*10 50	*9 20	Lv Chicago (C.T.)	Ar	6 35	2 40					
11 23	10 09	Ar Hammond	Lv	5 22	1 49					
1 56	12 30	Ar Port Wayne	Lv	2 35	11 04					
7 00	5 25	Ar Cleveland (E. T.)	Lv	10 55	8 00					
11 40	9 35	Ar Buffalo	Lv	6 30	4 40					
4 55	6 55	Ar New								

TIMES SHOWN BELOW ARE STANDARD TIME

SHASTA ROUTE • SOUTHBOUND

SEATTLE - TACOMA - SPOKANE - PORTLAND - SACRAMENTO - SAN FRANCISCO - FRESNO - BAKERSFIELD - LOS ANGELES

Table 76

	Shasta Daylight (Streamlined) No. 9 Daily Example		Cascade (Streamlined) No. 11 Daily Example		Klamath No. 19 Daily Example		Rogue River No. 329 Coos Bay No. 334 Daily Example	
	Time	Day	Time	Day	Time	Day	Time	Day
Lv Vancouver, B. C.	6 15	Sa	8 10	Su	12 30	Su	8 10	Su
Ar Seattle	10 10	Sa	12 05	Su	4 25	Su	12 05	Su
Lv Seattle (Union Sta.)					4 45	Su		
Lv Seattle (King St.)	11 45	Sa	12 30	Su			12 30	Su
Lv Tacoma	1 15	Su	1 26	Su	5 52	Su	1 25	Su
Ar Portland	6 45	Su	4 30	Su	9 15	Su	4 30	Su
Lv Spokane	9 00	Sa	9 00	Sa				
Ar Portland	6 30	Su	6 30	Su				
Lv Spokane (N. P.)	8 40	Sa	7 15	Su	7 15	Su	7 15	Su
Lv Spokane (G.N.)	9 45	Sa						
Ar Portland	7 00	Su	4 35	Su	4 35	Su	4 35	Su
Lv Portland	7 45	Su	4 45	Su	10 10	Su	7 00	Su
Lv Salem	9 00	Su	6 03	Su	12 09	Mo	9 05	Su
Lv Albany	9 29	Su	6 36	Su	12 55	Mo	10 20	Su
Ar Eugene	10 10	Su	7 18	Su	1 50	Mo	11 27	Su
Lv Eugene							11 50	Su
Lv Grants Pass							7 12	Mo
Lv Medford							8 35	Mo
Ar Ashland							9 10	Mo
Lv Eugene No. 334							12 22	Mo
Ar North Bend No. 334							5 45	Mo
Ar Coos Bay No. 334							6 10	Mo
Lv Eugene	10 13	Su	7 23	Su	2 10	Mo		
Lv Klamath Falls	2 23	Su	11 40	Su	8 30	Mo		
Ar Dunsuir	4 50	Su	2 23	Mo	11 40	Mo		
Lv Grants Pass	11 55	Su			3 04	Mo		
Lv Medford	12 50	Su			4 10	Mo		
Lv Ashland	1 18	Su			4 37	Mo		
Ar Dunsuir	4 30	Su			7 38	Mo		
Lv Dunsuir	5 00	Su	2 33	Mo	12 10	Mo		
Lv Redding	6 30	Su	4 07	Mo	2 10	Mo		
Ar Gerber	7 15	Su	4 55	Mo	3 30	Mo		
Ar Davis	9 02	Su	6 42	Mo	6 37	Mo		
Lv Davis (S. P. Depot)	9 15	Su	7 00	Mo	6 55	Mo		
Ar Sacramento (S. P. Depot)	9 45	Su	7 25	Mo	7 25	Mo		
Lv Gerber No. 201					3 45	Mo		
Lv Chico					4 32	Mo		
Lv Marysville					5 49	Mo		
Ar Sacramento No. 201					7 10	Mo		
Lv Sacramento No. 60					7 45	Mo		
Ar Stockton					8 56	Mo		
Ar Fresno					11 50	Mo		
Ar Bakersfield					2 10	Tu		
Ar Los Angeles No. 60					7 50	Tu		
Lv Sacramento								
Lv Davis	9 04	Su	6 47	Mo	6 42	Mo		
Ar Martinez	9 48	Su	7 35	Mo	7 33	Mo		
Lv Martinez	10 00	Su	7 49	Mo	10 00	Mo		
Ar Fresno	2 15	Mo	11 17	Mo	2 15	Tu		
Ar Bakersfield	4 45	Mo	1 27	Mo	4 45	Tu		
Ar Los Angeles	10 45	Mo	6 25	Mo	10 45	Tu		
Ar Berkeley	10 24	Su	8 19	Mo	8 24	Mo		
Ar Oakland (16th St.)	10 33	Su	8 30	Mo	8 35	Mo		
Ar Oakland Pier.) Ferry	10 43	Su	8 40	Mo	8 45	Mo		
Ar San Francisco) Market St.	11 15	Su	9 15	Mo	9 20	Mo		

BY NIGHT RIDE THE

All-Streamlined Cascade

Now, between San Francisco and Portland, it's just a smooth, overnight jaunt. Only 16½ hours! Leave either city after business hours and be in the other after breakfast—in Seattle by early afternoon. Your choice of private rooms or reclining chair car seats.

TRAIN 19 KLAMATH

Standard Sleepers: ★Portland to San Francisco. (10 Sec., 1 DR., 2 Compts.) Car 190.

★Portland to San Francisco. (12 Sec., 1 DR.,) Car 191.

Chair Cars: ★Portland to San Francisco. Pillow service available at nominal charge.

News Agent Car: ★Portland to San Francisco.

Diner: ★ (Serving Coffee Shop type meals.) (Dinner not served from Portland.) ★Portland to San Francisco.

Tickets Honored: All classes.

TRAIN 329 ROGUE RIVER

TRAIN 334 COOS BAY

Standard Sleeper: ★Portland to Ashland. (10 Sec., 1 DR., 2 Compts.) Car 323.

Snack Lounge: ★Portland to Ashland. Minimum meal service.

Chair Cars: ★Portland to Ashland.

Coaches: Eugene to Coos Bay.

Tickets Honored: All classes.

TRAIN 201

Gerber, Marysville, Sacramento

Coaches: ★Gerber to Sacramento.

NOTE A—SPECIAL SERVICE CHARGE

The Service Charge is \$1.00 (plus Federal Tax) for each chair car seat occupied by adult, or child of any age, between Portland and San Francisco; proportionate charges to and from intermediate points. (Tickets sold in advance will not be redeemable unless space reserved is released for resale and reservation or ticket numbers erased from diagram not later than the day before departure of train. Tickets sold on day of departure will not be redeemable unless space reserved is released at least three (3) hours prior to departure of train.)

All PM time in Dark faced figures.

★—Regularly assigned cars are air-conditioned.

▲—Pacific Greyhound Bus. (Rail tickets honored.)

●—P.G.L. Depot.

■—S. P. Depot.

PASSENGERS USE FERRY STEAMER FROM OAKLAND PIER TO SAN FRANCISCO

TRAIN 9 STREAMLINER SHASTA DAYLIGHT

Streamlined Air-Conditioned Train. Please reserve seats in advance. Special service charge applicable in chair cars—See Note A. Passenger Agent and Porter Service. Radio.

Parlor-Observation Car: ★Portland to San Francisco. (Railroad owned.) Car S-99.

Chair Cars: ★Portland to San Francisco. Cars 90 to 98 incl. and 100.

Tavern Refreshment Car: ★Portland to San Francisco.

Diner: ★Portland to San Francisco.

Coffee Shop Car: ★Portland to San Francisco.

Tickets Honored: Ask Agents.

TRAIN 11 STREAMLINER CASCADE

Full Lounge Car: ★Portland to San Francisco.

Standard Sleepers: ★Seattle to San Francisco (on N. P. No 408 to Portland.) (22 Rmts.) Car 112. (6 BR., 10 Rmts.) Cars 113-114. (4 Compts., 4 BR., 2 DR.) Car 115.

★Portland to San Francisco. (6 BR., 10 Rmts.) Cars 111-116. (12 BR.,) Car 117. (22 Rmts.) Car 118.

Chair Cars: ★Portland to San Francisco. Cars 12-13.

Please reserve seats in advance. Special service charge applicable in chair cars—See Note A.

Pillow service available at nominal charge.

Dining Car: ★Portland to San Francisco. (Dinner served from Portland.)

Tickets Honored: Ask Agents.

TIMES SHOWN BELOW ARE STANDARD TIME

SHASTA ROUTE • NORTHBOUND

SAN FRANCISCO - SACRAMENTO - LOS ANGELES - BAKERSFIELD - FRESNO - PORTLAND - SPOKANE - TACOMA - SEATTLE

Table 77		Shasta Daylight (Streamlined) No. 10 Daily Example		Cascade (Streamlined) No. 12 Daily Example		Klamath No. 20 Daily Example		Coos Bay No. 333 Rogue River No. 330 Daily Example		Trains No. 224-202 Daily Example		
Lv San Francisco	Market St.	S.P.	7 45	Su	6 00	Su	7 30	Su			6 20	Mo
Lv Oakland Pier	Ferry	"	8 15	Su	5 28	Su	8 00	Su			6 45	Mo
Lv Oakland	(16th St.)	"	8 22	Su	5 36	Su	8 09	Su			6 51	Mo
Lv Berkeley		"	8 29	Su	5 44	Su	8 18	Su			6 58	Mo
Lv Los Angeles		"	4 40	Sa	6 20	Su	6 20	Su				
Lv Bakersfield		"	10 30	Sa	11 13	Su	11 13	Su				
Lv Fresno		"	1 15	Su	1 17	Su	1 17	Su				
Ar Martinez		"	5 15	Su	4 38	Su	4 38	Su				
Lv Martinez		"	9 05	Su	6 30	Su	9 08	Su			7 37	Mo
Ar Davis		"	9 49	Su	7 13	Su	10 05	Su			8 30	Mo
Ar Sacramento		"									8 50	Mo
Lv Los Angeles		"					6 20	Su			6 30	Su
Lv Bakersfield		"					11 13	Su			12 10	Mo
Lv Fresno		"					1 17	Su			3 00	Mo
Lv Stockton		"					4 05	Su			6 07	Mo
Ar Sacramento		"					5 20	Su			7 30	Mo
Lv Sacramento No. 202		"									9 05	Mo
Lv Marysville		"									10 40	Mo
Lv Chico		"									12 04	Mo
Ar Gerber No. 202		"									1 00	Mo
Lv Sacramento (S. P. Depot)		"	▲ 9 10	Su	▲ 6 20	Su	▲ 8 20	Su				
Ar Davis (S. P. Depot)		"	▲ 9 40	Su	▲ 6 45	Su	▲ 8 50	Su				
Lv Davis		"	9 52	Su	7 18	Su	10 35	Su				
Lv Gerber		"	11 40	Su	9 15	Su	2 05	Mo				
Lv Redding		"	12 26	Su	10 04	Su	3 40	Mo				
Ar Dunsmuir		"	1 56	Su	11 40	Su	5 55	Mo				
Lv Dunsmuir		"	2▲15	Su	●12▲56	Mo						
Ar Ashland		"	5▲18	Su	*3▲19	Mo						
Ar Medford		"	5▲51	Su	*3▲45	Mo						
Ar Grants Pass		"	6▲50	Su	*4▲48	Mo						
Lv Coos Bay No. 333		"									6 40	Su
Lv North Bend		"									7 00	Su
Ar Eugene No. 333		"									11 40	Su
Lv Ashland		"									6 00	Su
Lv Medford		"									6 38	Su
Lv Grants Pass		"									7 43	Su
Ar Eugene		"									2 37	Mo
Lv Dunsmuir		"	2 06	Su	11 50	Su	6 20	Mo				
Ar Klamath Falls		"	4 31	Su	2 25	Mo	10 00	Mo				
Ar Eugene		"	8 39	Su	6 42	Mo	4 30	Mo			3 00	Mo
Lv Eugene		"	8 42	Su	6 49	Mo	4 45	Mo			4 30	Mo
Ar Albany		"	9 25	Su	7 35	Mo	5 55	Mo			5 25	Mo
Ar Salem		"	9 55	Su	8 06	Mo	6 50	Mo			7 25	Mo
Ar Portland		"	11 15	S.P.	9 30	Mo	8 45	Mo				
Lv Portland		"	11 45	Su	10 00	Mo	11 45	Mo			8 00	Mo
Ar Tacoma		"	5 00	Mo	1 01	Mo	5 00	Tu			11 01	Mo
Ar Seattle (King St.)		"	6 45	Mo	2 00	Mo	6 45	Tu			11 59	Mo
Ar Seattle (Union Sta.)		"										
Lv Portland		"			3 00	Mo					9 00	Mo
Ar Spokane		"									7 30	Mo
Ar Spokane		"			10 35	Mo					8 25	Tu
Lv Portland		"					10 00	Mo				
Ar Spokane		"					7 20	Tu				
Lv Seattle		"	7 45	Mo	6 00	Mo	7 45	Tu			1 30	Mo
Ar Vancouver, B. C.		"	11 40	Mo	9 55	Mo	11 40	Tu			5 25	Mo

BY DAY RIDE THE

Shasta Daylight

Between San Francisco and Portland over the spectacular Shasta Route any time—it's beautiful! Low Fare. Reserved reclining chair car seats. Wonderful dining, coffee shop and tavern cars. See a showcase of Northwestern scenic beauty.

TRAIN 20 KLAMATH

Standard Sleepers: ★San Francisco to Portland. (12 Sec., 1 DR.) Car 206.
 ★San Francisco to Portland. (10 Sec., 1 DR., 2 Compts.) Car 207.
 Chair Cars: ★San Francisco to Portland. Pillow service available at nominal charge.
 News Agent Car: ★San Francisco to Portland.
 Diner: ★(Serving Coffee Shop type meals.)
 ★San Francisco to Portland. Dinner not served from San Francisco.
 Tickets Honored: All classes.

TRAIN 330 ROGUE RIVER TRAIN 333 COOS BAY

Standard Sleeper: ★Ashland to Portland. (10 Sec., 1 DR., 2 Compts.) Car 333. Request Pullman space from Agent Medford.
 Snack Lounge: ★Ashland to Portland. Minimum meal service.
 Chair Cars: ★Ashland to Portland.
 Coaches: Coos Bay to Eugene.
 Tickets Honored: All classes.

TRAINS 224-202

San Francisco, Sacramento, Marysville, Gerber
 Coaches: San Francisco to Sacramento.
 Sacramento to Gerber.
 Snack-Lounge: ★San Francisco to Sacramento.

NOTE A—SPECIAL SERVICE CHARGE

The Service Charge is \$1.00 (plus Federal Tax) for each chair car seat occupied by adult, or child of any age, between San Francisco and Portland; proportionate charges to and from intermediate points. (Tickets sold in advance will not be redeemable unless space reserved is released for resale and reservation or ticket numbers erased from diagram not later than the day before departure of train. Tickets sold on day of departure will not be redeemable unless space reserved is released at least three (3) hours prior to departure of train.)

All PM time in dark faced figures.
 ★—Regularly assigned cars are air-conditioned.
 ▲—Pacific Greyhound Bus. (Rail tickets honored.)
 ▲—P.G.L. Depot.
 ■—S. P. Depot.
 6—Train 57 arrives Oakland Pier at 6:35AM connecting with Train 10.

PASSENGERS USE FERRY STEAMER FROM SAN FRANCISCO TO OAKLAND PIER.

TRAIN 10 STREAMLINER SHASTA DAYLIGHT

Streamlined Air-Conditioned Train. Please reserve seats in advance. Special service charge applicable in chair cars—See Note A.
 Passenger Agent and Porter service. Radio.
 Parlor-Observation Car: ★San Francisco to Portland. (Railroad-Owned.) Car S-99.
 Chair Cars: ★San Francisco to Portland. Cars 90 to 98 incl. and 100.
 Tavern Refreshment Car: ★San Francisco to Portland.
 Diner: ★San Francisco to Portland.
 Coffee Shop Car: ★San Francisco to Portland.
 Tickets Honored: Ask Agents.

TRAIN 12 STREAMLINER CASCADE

Full Lounge Car: ★San Francisco to Portland.
 Standard Sleepers: ★San Francisco to Seattle. (On N. P. No. 407 from Portland.)
 (22 Rmts.) Car 122. (6 BR., 10 Rmts.) Cars 123-124. (4 Compts., 4 BR., 2 DRooms) Car 125.
 ★San Francisco to Portland.
 (6 BR., 10 Rmts.) Cars 121-126. (12 BR.) Car 127. (22 Rmts.) Car 128.
 Chair Cars: ★San Francisco to Portland. Cars 12-13. Please reserve seats in advance. Special service charge applicable in chair cars—See Note A. Pillow Service available at nominal charge.
 Dining Car: ★San Francisco to Portland. (Dinner served from San Francisco.)
 Tickets Honored: Ask Agents.

TIMES SHOWN BELOW ARE STANDARD TIME

SHASTA ROUTE • SOUTHBOUND

PORTLAND TO SACRAMENTO - SAN FRANCISCO - LOS ANGELES

Portland, Eugene, Klamath Falls

Klamath Falls, Los Angeles, San Francisco

Table 78

Elev	Table 78	Mls.	Shasta Daylight No. 9 Daily	Cascade No. 11 Daily	Klamath No. 19 Daily	Rogue River No. 329 Daily
30	Lv Portland, Ore. Δ	0	7 45	4 45	10 10	7 00
110	Clackamas	11				7 29
74	Lv Oregon City	16				7 50
151	Canby	24			11 01	8 08
102	Lv Barlow	26			11 16	
119	Aurora	28				
182	Hubbard	32				
182	Lv Woodburn	36				8 18
185	Gervais	39			11 31	8 28
183	Brooks	44				8 32
163	Chenawah	48				8 38
163	Lv Salem	53	9 00	6 03	12 09	9 06
286	Turner	60				9 29
301	Marion	67				9 39
240	Lv Jefferson	77				9 46
213	Albany	80	9 29	6 36	12 55	10 20
213	Lv Albany	0	Δ 10 04	Δ 7 10	Δ 1 14	Δ 1 14
227	Lv Corvallis	10	Δ 10 21	Δ 7 27	Δ 1 30	Δ 1 30
227	Lv Corvallis	0	Δ 7 14	Δ 3 39	Δ 7 34	Δ 7 34
213	Albany	10	Δ 7 32	Δ 3 56	Δ 7 49	Δ 7 49
213	Lv Albany	80	9 29	6 36	12 55	10 20
245	Tangent	86				10 28
422	Lv Shedd	92				10 33
252	Halsey	97				10 39
309	Lv Harrisburg	106				10 48
326	Lv Junction City	110				11 00
426	Lv Eugene (88)	124	10 10	7 18	1 29	11 27
426	Eugene	0				11 50
499	Goshen	6				12 04
541	Creswell	12				12 13
643	Lv Cottage Grove	21				12 42
296	Drain	28				1 32
356	Yoncalla	44				1 43
426	Oakland	58				1 21
518	Sutherlin	61				2 22
459	Roseburg (88)	75				3 10
528	Lv Dillard	85				3 35
609	Myrtle Creek	97				4 01
735	Riddle	103				4 15
1009	Lv West Fork	136				5 10
1413	Glendale	145				6 19
1291	Lv Wolf Creek	153				6 19
1190	Leland	173				7 12
335	Grants Pass	173				7 12
355	Lv Grants Pass	182				7 28
307	Rogue River	182				7 28
1081	Gold Hill	190				7 43
1371	Central Point	206				8 05
1370	Lv Medford Δ	206				8 12
1370	Medford	206				8 35
1629	Talent	213				8 10
1874	Lv Ashland	218				8 36
1874	Ashland	218				8 37
4113	Lv Siskiyou, Ore.	231				8 47
2905	Hill, California	238				8 55
2156	Hornbrook	247				9 26
2335	Lv Yreka Inn	263				9 26
2542	Montague	270				9 26
2561	Grenada	277				9 47
2760	Gazelle	285				9 47
2953	Edgewood	296				9 47
3466	Weed	308				9 47
3903	Lv Black Butte, Cal.	308				9 47
426	Lv Eugene	124	10 13	7 23	Δ 2 10	Δ 2 10
457	Springfield	128				2 18
741	Lowell	144				
1108	Westfir	165				
1206	Oakridge	167				
2076	Lv McCreddie Springs	178				3 30
4840	Cascade Summit	211				3 36
4844	Odell Lake	215				
4779	Lv Crescent Lake	219				6 00
4775	Uml.	223				
4761	Chemult	244				6 28
4651	Yamasa	255				
4633	Kirk	277				7 06
4202	Lv Pine Ridge	289				
4190	Chiloquin	291				7 27
4154	Lv Modoc Point	300				7 37
4155	Algoma	308				7 49
4120	Lv Klamath Falls	318	2 13	11 30	8 05	8 05

TRAIN NUMBERS

Table 79

Elev	Table 79	Mls.	Cascade No. 11 Daily	Klamath No. 19 Daily	Shasta Daylight No. 9 Daily	Bus To Train No. 9	Bus To Train No. 19
4120	Lv Klamath Falls	318	11 40	8 30	2 23		
4243	“ Davis, Calif.	340		9 01			
4264	“ Madroel	353		9 18			
4262	“ Mt. Hebron	353		9 18			
4647	“ Bray	365					
4674	“ Leaf	367		9 42			
5063	“ Grass Lake	379		10 03			
3903	Lv Black Butte, Cal.	402		10 41			
3903	Lv Black Butte, Cal.	402		10 41			
3553	“ Mt. Shasta (88)	410		11 00			
2536	“ Shasta Springs	422		11 40			
2290	Lv Dunsmuir	425	2 23	12 10	4 50		
2290	Lv Dunsmuir	425	2 33	12 10	5 00		
1947	Castella	432		12 27			
1137	Delta	450		1 18			
842	Central Valley	474		1 49			
557	Redding	482	4 07	2 10	6 30		
434	Anderson	493		2 21			
423	Collinswood	500		2 34			
309	Red Bluff	517		3 08			
246	Lv Gerber	526	4 55	3 30	7 15		
246	Lv Gerber	526	5 00	3 55	7 20		
223	Lv Tehama	528					
223	Lv Tehama	528					
276	Richfield	526					
277	Corning	533		4 14			
226	Kirkwood	536					
269	Oriand	541		4 36			
170	Artois	549					
137	Willows	558		4 59			
97	Norman	565					
96	Delavan	573					
96	Maxwell	576		5 17			
84	Williams (Colusa) (88)	582		5 33			
139	Arbuckle	591		5 45			
68	Dunnigan	601					
51	Zamora	612					
78	Yolo	619		6 24			
62	Woodland	625		6 37			
52	Davis	630	6 42	6 55	02 15		
52	Lv Davis	639	7 00	7 15	02 15		
52	Lv Sacramento	639	7 25	7 25	02 15		
223	Lv Tehama	528					
227	Los Molinos	528					
211	Vina	528					
133	Chico	534					
164	Durham	540					
125	Nelson	540					
112	Richvale	540					
98	Biggs	540					
97	Girdley	540					
80	Live Oak	540					
72	Marysville	540					
90	Wheatland	540					
116	Sheridan	540					
167	Lincoln	540					
162	Roseville	540					
35	Lv Sacramento Δ	540					
35	Lv Sacramento	540		7 45		7 45	
25	Stockton	62		8 56		8 56	
171	“ Merced	129		10 30		10 30	
290	“ Fresno	184		12 05		12 05	
414	“ Bakersfield	291		2 20		2 20	
425	“ Glendale	455		7 27		7 27	
290	Lv Los Angeles	460		7 50		7 50	
35	Lv Sacramento	540					
52	“ Davis	639	6 47	6 42	9 04		
67	“ Dixon	647		7 10			
12	“ Suisun-Fairfield	666		7 09			
10	“ Ar Martinez (To Benicia)	683		7 33	9 48		
10	Lv Martinez	0	7 49	10 00	10 00		
290	Ar Fresno	171	11 17	2 15	2 15		
414	Ar Bakersfield	278	1 27	4 45	4 45		
230	Ar Los Angeles	448	6 25	10 45	10 45		
10	Lv Martinez	683	7 35	7 33	9 48		
14	Lv Crockett (To Vallejo)†	689	7 45	7 47			
41	Ar Richmond	703	8 06	8 11	10 24		
18	Ar Berkeley	709	8 19	8 24	10 33		
10	Ar Oakland (16th St.) Δ	712	8 30	8 35	10 43		
14	Ar Oakland Pier Δ	714	8 40	8 45	10 43		
14	Lv Oakland Pier (Ferry)	714	8 55	9 00	10 55		
6	Ar San Francisco (Mkt. St.) Δ	718	9 15	9 20	11 15		

TRAIN NUMBERS

All PM time in dark faced figures.

Δ-Air Mail dispatched.

—Pacific Greyhound Bus. (S. P. Depot.)
 —P.G.L. Depot.

▲-Pacific Greyhound daily Bus makes connection with trains at Dunsmuir. (Rail tickets honored.)

↓-P.G.L. Bus. To and From P.G.L. Depots. Rail and Bus Depot ¾ mile apart.

†-See table 110 for service between Crockett and Vallejo.

↳-Stops to detrain pay passengers from Klamath Falls or beyond; also entrain for Davis or beyond.

↳-Stops on flag to entrain pay passengers for Eugene or beyond.

↳-Stops on flag to detrain pay passengers from Eugene or beyond.

f-Flag stop to entrain or detrain passengers.

g-Regular stop daily except Sunday.

j-Stops on flag to detrain pay passengers from Portland or beyond; also to entrain for Eugene or beyond.

n-Stops on flag Monday, Wednesday and Thursday.

p-Stops on flag to detrain pay passengers from Klamath Falls or beyond.

e-Stops on flag to entrain pay passengers for points West of Davis.

Elev

Elev	Table 79	Mls.	Cascade No. 11 Daily	Klamath No. 19 Daily	Shasta Daylight No. 9 Daily	Bus To Train No. 9	Bus To Train No. 19
4120	Lv Klamath Falls	318	11 40	8 30	2 23		
4243	“ Davis, Calif.	340		9 01			
4264	“ Madroel	353		9 18			
4262	“ Mt. Hebron	353		9 18			
4647	“ Bray	365					
4674	“ Leaf	367		9 42			
5063	“ Grass Lake	379		10 03			
3903	Lv Black Butte, Cal.	402		10 41			
3903	Lv Black Butte, Cal.	402		10 41			
3553	“ Mt. Shasta (88)	410		11 00			
2536	“ Shasta Springs	422		11 40			
2290	Lv Dunsmuir	425	2 23	12 10	4 50		
2290	Lv Dunsmuir	425	2 33	12 10	5 00		
1947	Castella	432		12 27			
1137	Delta	450		1 18			
842	Central Valley	474		1 49			
557	Redding	482	4 07	2 10	6 30		
434	Anderson	493		2 21			
423	Collinswood	500		2 34			
309	Red Bluff	517		3 08			
246	Lv Gerber	526	4 55	3 30	7 15		
246	Lv Gerber	526	5 00	3 55	7 20		
223	Lv Tehama	528					
223	Lv Tehama	528					
276	Richfield	526					
277	Corning	533		4 14			
226	Kirkwood	536					
269	Oriand	541		4 36			
170	Artois	549					
137	Willows	558		4 59			
97	Norman	565					
96	Delavan	573					
96	Maxwell	576		5 17			
84	Williams (Colusa) (88)	582		5 33			
139	Arbuckle	591		5 45			

TIMES SHOWN BELOW ARE STANDARD TIME

SHASTA ROUTE • NORTHBOUND

SAN FRANCISCO - LOS ANGELES - SACRAMENTO TO PORTLAND

San Francisco, Los Angeles, Klamath Falls

Table 80		Shasta Daylight No. 10 Daily	Cascade No. 12 Daily	Klamath No. 20 Daily	224-202 Daily
Elev	Mis.				
6	0	7 45	6 00	7 30	6 20
14	4	8 05	6 20	7 50	6 40
14	6	8 15	6 28	8 00	6 45
10	4	8 22	6 36	8 09	6 51
18	15	8 29	6 44	8 18	6 58
41	9	9 05	6 52	8 30	7 05
14	29	9 06	6 54	8 30	7 05
10	35	9 06	6 54	8 30	7 05
290	0	4 40	6 20	6 20	
414	169	10 30	11 13	11 13	
290	277	1 15	1 17	1 17	
10	448	5 15	4 38	4 38	
10	35	9 05	6 30	9 08	7 37
12	52			9 31	8 01
67	70			9 52	
52	94	9 49	7 13	10 05	8 30
35	73			8 50	8 50
290	0			6 20	6 30
425	169			6 38	6 50
414	277			11 13	12 10
290	447			1 17	3 00
171	332			2 17	4 13
24	339			4 05	6 07
35	447			5 20	7 30
35	0				9 05
162	8				9 40
167	28				9 55
116	36				
90	39				10 12
72	33				10 40
80	52				10 57
97	83				11 04
98	69				11 16
112	73				11 28
125	73				
164	88				11 42
193	95				12 04
211	121				12 32
227	121				12 45
223	123				
35	0	9 10	8 20	8 20	
52	13	9 40	8 50	8 50	
52	79	9 52	7 45	10 35	
62	88			10 51	
71	89				
51	99				
68	106				
139	116				
84	127				
95	136				
95	141				
97	145				
137	153				
170	168				
259	176				
226	181				
277	185				
276	189				
223	189				
246	189				
246	191	11 35	9 10	1 50	1 00
246	191	11 40	9 15	2 05	
309	201			2 16	
423	201			2 48	
434	218			3 00	
557	225			3 40	
842	236	12 26	10 04	4 35	
1137	244			5 25	
1947	267			5 55	
2290	286			6 20	
2290	293	1 56	11 40	6 55	
2556	293	2 06	11 50	7 10	
3553	296			7 25	
3903	307			7 25	
3903	316			7 25	
3903	316			7 25	
5063	316			7 25	
4674	335			7 25	
4647	351			7 25	
4262	352			7 25	
4264	364			7 25	
4243	367			7 25	
4120	400	4 31	2 25	10 00	

Remember: the Shasta Daylight by day the Cascade by night

VIA THE SHASTA ROUTE

Klamath

TRAIN 202 Via Marysville

S. P. rail tickets will be honored on Pacific Greyhound buses taking passengers from trains at Dunsmuir for Stokytou Line points.

Klamath Falls, Eugene, Portland

All PM time in Dark faced figures.

- Pacific Greyhound Bus. (S. P. Depot.)
- P.G.L. Depot.
- P.G.L. Bus. To and From P.G.L. Depots, Rail and Bus Depot 1/4 mile apart.
- △-Air Mail dispatched.
- ▲-Pacific Greyhound daily Bus makes connection with Trains at Dunsmuir. (Rail tickets honored.)
- Train 57 arrives Oakland Pier at 6:35AM connecting with Train 10.
- b-Exo. Sun. and Hol.
- c-Stops on flag to entrain pay passengers for Eugene or beyond; also to detrain from Gerber or beyond.
- e-Stops on flag to entrain pay passengers for Black Butte or beyond.
- f-Flag stop to entrain or detrain passengers.
- g-Stops on flag to entrain pay passengers for Klamath Falls or beyond; also to detrain from Davis or beyond.
- h-Stops on flag to detrain pay passengers from Sacramento or beyond; also entrain for Klamath Falls or beyond.
- k-Stops on flag to detrain pay passengers from Crescent Lake or beyond; also to entrain for Eugene or beyond. Stops on flag on Sundays.
- n-Stops on flag to entrain pay passengers for Eugene and beyond.
- s-Stops to discharge passengers from points Redding and south.
- u-Stops on flag to detrain pay passengers from Davis or beyond.
- z-Stops on flag to detrain pay passengers from Eugene or beyond; also entrain for Portland or beyond.

Table 81		Cascade No. 12 Daily	Klamath No. 20 Daily	Shasta Daylight No. 10 Daily
Elev	Mis.			
4120	0			4 41
4155	4	2 35	10 20	
4154	409		10 36	
4190	418		10 47	
4533	427		11 04	
4602	441		11 28	
4651	459		11 55	
4761	463			
4775	474	3 48	12 17	
4779	494			
4844	499		1 05	
4840	502			
2076	507		1 25	
1206	540		2 38	
1108	551		3 09	
741	553			
457	574		3 43	
426	590		4 09	
	594	6 42	4 30	8 39
3903	0			3 00
3466	4	1 36		3 05
2953	19			3 19
2760	34			3 34
2561	41			3 47
2542	47			4 00
2335	57	2 17		4 13
2156	66			4 26
2905	81			4 39
1874	73	3 19		4 52
1874	85	3 39		5 05
1629	95	3 45		5 18
1370	98	4 00		5 31
1370	98			5 44
1371	102			5 57
1081	113			6 10
907	121			6 23
935	120	4 48		6 36
935	130			6 49
1190	150			7 02
1291	158			7 15
1413	164			7 28
1009	178			7 41
705	180			7 54
609	206			8 07
528	218			8 20
459	229			8 33
518	242			8 46
426	246			8 59
356	250			9 12
296	265			9 25
643	283			9 38
541	292			9 51
499	297			10 04
426	303			10 17
426	594	6 49	4 45	8 42
326	607		5 05	8 55
309	612			9 08
292	620		5 20	9 21
262	626			9 34
245	631			9 47
213	638	7 35	5 53	9 25
213	0	7 46	7 10	9 38
227	10	8 09	7 27	9 51
227	10	5 20	3 39	7 34
213	10	5 38	3 56	7 47
213	638	7 35	5 53	9 25
240	646			9 38
301	651			9 51
286	657			10 04
163	665	8 06	6 50	9 55
163	670			10 08
183	674			10 21
185	679			10 34
182	682		7 18	10 47
182	685			11 00
119	690			11 13
102	692			11 26
151	693		7 34	11 39
74	702		7 50	11 52
110	707			12 05
30	718	9 30	8 45	11 15

Table 81

Black Butte, Cal.

Stokytou Line

Winnemette Valley

TRAIN NUMBERS

Stokytou Line
Bus Connects with Train 12
Stokytou Line Bus Connects with Train 10

Cascadia Line

Bus to Grants Pass

Klamath-Via Cascade Line

CASCADIA (Streamlined) (Via Cascade Line) (Seats Reserved)

SHASTA DAYLIGHT Streamlined-Seats Reserved Via Cascade Line

Klamath

Winnemette Valley

Winnemette Valley

Cascadia Line

Winnemette Valley

TIMES SHOWN BELOW ARE STANDARD TIME

SHASTA ROUTE

CONNECTIONS IN CALIFORNIA - OREGON - WASHINGTON

Table 82 (A) PORTLAND TACOMA, SEATTLE
Pooled trains operated jointly by the Great Northern, Northern Pacific and Union Pacific.

STATIONS	Mls.	U.P. 457	U.P. 403	N.P. 407	G.N. 459	N.P. 401
Lv Portland, Ore.	0	8:00	8:30	10:00	8:50	11:45
Lv Vancouver, Wash.	9	8:21	8:55	10:21	9:25	12:11
Lv Kelso-Longview	48	9:01	9:48	11:01	10:05	1:35
Ar Chehalis	87	9:43	10:47	11:43	10:47	3:00
Ar Centralia	91	9:53	10:54	11:53	10:57	3:10
Ar East Olympia	110	10:16	11:30	12:16	11:20	
★ Ar Olympia	8	10:45		12:45		
Ar Tacoma, Wash.	145	11:01	12:20	1:01	8:05	5:00
Ar Seattle (Union Sta.)	183	11:59	1:45			
Ar Seattle (King St. Sta.)	183			2:00	9:15	6:45

STATIONS	Mls.	G.N. 460	U.P. 404	N.P. 408	U.P. 402
Lv Seattle (King St. Sta.)	0	*8:20		12:30	11:45
Lv Seattle (Union Sta.)	0		*8:30		4:45
Lv Tacoma, Wash.	39	9:16	9:45	1:25	5:52
★ Ar Olympia			9:40	1:30	6:00
Lv East Olympia	74	9:58	10:34	2:08	6:37
Lv Centralia	93	10:22	11:05	2:32	7:05
Lv Chehalis	96	10:29	11:17	2:39	7:14
Lv Kelso-Longview	136	11:14	12:23	3:24	8:02
Ar Vancouver, Wash.	175	11:58	1:15	4:08	8:46
Ar Portland, Ore.	183	12:20	1:45	4:30	9:15

Table 82 (B) PORTLAND, SPOKANE (Daily)

U.P. 20	SP&S-4 NP-2	SP&S-2	SP&S-6 NP-4	Mls.	STATIONS	SP&S-1	NP-SP&S-5	NP-1	U.P. 19
10 00	9 15	3 00	9 00	0	Lv Portland Ar	7 30	4 35	7 00	6 30
7 20	8 25	10 35	7 30	377	Ar Spokane Lv	12 06	7 15	8 40	9 00

Table 83 (Daily) SEATTLE, VICTORIA, VANCOUVER

Mls.	P.S.N.	G.N.	C.P.S.S.	
0	Lv Seattle	11 45	7 45 1 30 6 00	8 00
96	Ar Bellingham	10 01	3 47 8 30	
81	Ar Victoria	8 00		11 50
81	Lv Victoria			1 10 10 59 4 30
164	Ar Vancouver	11 40	5 25 9 55	5 25 6 00 1 45
		P.S.N.	G.N.	C.P.S.S.
0	Lv Vancouver	8 10	12 30 6 15 10 30	10 59 4 30
83	Ar Victoria			2 45 6 00 8 15
83	Lv Victoria	4 00		4 30
	Lv Bellingham	9 45	1 57 7 40	
164	Ar Seattle	9 15	12 05 4 25 10 8 30	

Table 84 PORTLAND, HUNTINGTON (Daily)

106	18	12	Mls.	(Union Pacific)	11	17	105
5 30	9 45	8 10	0	Lv Portland	4 00	6 00	7 30
7 45	11 13	9 38	63	Lv Hood River	2 20	4 05	6 05
7 15	11 50	10 15	84	Lv The Dalles	1 45	3 25	5 35
9 30	3 11	1 10	216	Lv Pendleton	10 50	11 00	3 11
11 40	5 50	3 45	290	Lv La Grande	8 30	8 20	1 05
12 40	7 07	4 56	342	Lv Baker	7 07	6 59	11 55
2 05	8 30	6 20	390	Ar Huntington (P.T.)	5 45	5 35	10 40
a12 01	*10 00	a 7 00	Lv Portland	Ar	7 00	a10 30	6 30
a10 02	5 25	a 3 40	Ar Walla Walla	Lv	10 30	a12 40	*10 15

All PM time in Dark-faced figures. ▲ Pacific Greyhound Bus.
★ Bus Service between East Olympia and Olympia.
P.T.—Pacific Standard Time. c—Conditional stop.
*—Daily. †—Daily except Sunday.
—Motor Bus via Pendleton.
b—City 1 1/2 miles distant. : Bus Depot, 987 Pearl St.
e—Except Saturday and Sunday.
f—Flag stop to receive or discharge passengers.
—Sunday only.
h—Saturday only. k—In effect June 27 to Sept. 14, Inc.

PORTLAND, EUGENE, COOS BAY
Chair Cars: Portland and Eugene. Coaches: Eugene and Coos Bay.

▲ Pgl. Bus Daily	329-334 Mls.	Table 85	333-330 Daily	
1 35	7 00	0	Lv Portland (Union Sta.) Ar	7 25
	11 27	124	Ar Eugene (78, 81) Lv	3 00
	12 20	0	Lv Eugene	11 40
	12 40	13	Veneta	11 07
	f	15	Long Tom	
	12 50	18	Noti	10 56
	f	21	Vaughn	
	1 15	29	Walton	10 32
	f	32	Globe	
	f	35	Austa	
	1 32	37	Linslaw	10 14
	f 1 37	38	Richardson	10 12
	f 2 00	47	Nekoma	9 54
	2 10	50	Swishome	9 46
	f 2 18	53	Rainbrook	9 38
	2 30	58	Mapleton	9 29
	2 38	63	Beek	9 16
	f 2 52	68	Wendson	9 06
	f 3 07	69	Cushman (Florence)	8 52
	f 3 13	71	Siboo	8 54
	f 3 18	74	Canary	8 35
	f 3 28	78	Siltcoos (Westlake)	8 29
	f 3 32	80	Ada	8 25
	f 3 42	82	Booth	8 27
	f 3 57	86	Kroll	8 16
	f 4 05	88	Brenham	8 10
	f 4 15	92	Gardner Jct. (b)	8 02
4 30	4 30	93	Reedsport	7 55
	f	97	School	7 41
	f 4 40	98	Tharp	7 36
	f 4 47	101	Willard	7 31
	5 05	105	Lakeside	7 17
5 06	5 20	112	Hauser	7 10
	f	115	Rogers	7 10
	5 30	116	Cordes	7 10
5 21	5 45	118	North Bend	7 00
5 32	6 10	122	Ar Coos Bay (88)	6 40

Table 86 (A) MOUNT SHASTA, McCLOUD
McCloud River R.R. Co. (Bus)

Lv Mt. Shasta (79, 80)	17 15	7 45	11 35	
Ar McCloud	7 45	8 15	12 05	
Lv McCloud	10 00	12 00	1 00	2 50
Ar Mt. Shasta (79, 80)	10 30	12 30	1 30	3 20

(B) Taxis WILLIAMS-COLUSA TAXIS
"On Call" (Rail Tickets Not Honored)
24 hour "on call" service available both ways. Phone Yellow Taxi, at Colusa 7-W or 53-W (Home). Rates one way \$3.50 one to five persons.

Table 87 CRATER LAKE SEASON—JUNE 15-SEPT. 15

Lv Klamath Falls	8 00	Ar Crater Lake	10 00
Lv Klamath Falls	4 45	Ar Crater Lake	6 45
Lv Crater Lake	12 15	Ar Klamath Falls	2 15
Lv Crater Lake	4 15	Ar Klamath Falls	6 00
Lv Grants Pass	4 50	Ar Medford	5 45
Lv Medford	6 00	Ar Crater Lake	8 30
Lv Crater Lake	8 00	Ar Medford	10 30
Lv Medford	10 45	Ar Grants Pass	12 45

Round trip fare \$10.00 plus \$1.50 tax. Children 6-8 years, half fare and under 6 free.

(C) CROCKETT, VALLEJO (Pacific Greyhound Bus) (Daily) (Rail Tickets Honored)

5 05	12 15	7 30	6 05	Lv Crockett	Ar	6 00	7 15	12 00	4 55
5 20	12 30	7 45	6 20	Ar Vallejo (401 York St.)	Lv	5 45	7 00	11 45	4 40

PORTLAND ROSEBURG, COOS BAY—(Daily)
(Rail Tickets Honored)

No. 9	PGL Bus	Mls.	Table 88	No. 20	PGL Bus	
7 45	▲ 6 15	0	Lv Portland	S.P. Ar	8 45	5 50
10 10	10 05	124	Ar Eugene	S.P. Lv	4 45	▲ 1 55
▲ 10 20	▲ 10 20	124	Lv Eugene	Ar	▲ 1 35	▲ 1 35
▲ 12 42	▲ 12 42	198	Ar Roseburg	Lv	▲ 1 15	▲ 1 15
▲ 1 15	▲ 1 15	0	Lv Roseburg (78, 81)	Ar	▲ 9 55	▲ 9 55
1 30	1 30	8	Lv Coos Junction	Lv	9 37	9 37
3 09	3 09	61	Lv Myrtle Point	Lv	8 01	8 01
3 35	3 35	70	Ar Coquille	Lv	7 35	7 35
▲ 4 15	▲ 4 15	89	Ar Coos Bay	Lv	▲ 6 55	▲ 6 55

(A) Table 89 (P.G.L. Bus) (Daily) ALTURAS, KLAMATH FALLS
Rail Tickets Honored

12 05	Lv Alturas	Ar	4 30
1 33	Lv Tule Lake	Ar	2 59
2 15	Ar Klamath Falls	Lv	* 2 15

(B) MEDFORD, KLAMATH FALLS (P.G.L. Bus)

* 11 30	Lv Medford (78, 81)	Ar	7 18
12 00	Lv Ashland	Lv	6 51
2 01	Ar Klamath Falls	Lv	* 4 50

Table 90 REDDING, WEAVERVILLE, EUREKA
Trinity Bus Line—Daily

2 00	Lv Redding (79, 80)	Ar	3 50
3 37	Ar Weaverville	Lv	2 15
3 50	Lv Weaverville	Ar	2 05
8 15	Ar Eureka (127)	Ar	9 30

Table 91 (Rail Tickets Honored)

(A) CROCKETT, NAPA VALLEY, SONOMA VALLEY, GLEN ELLEN, SANTA ROSA (Daily)

▲ 6 05	0	Lv Crockett (S.P. Sta.)	Ar	
6 20	5	Ar Vallejo (P.G.L. Depot)	Lv	
7 05	5	Lv Vallejo (P.G.L. Depot)	Ar	7 10
7 30	18	Lv Imola (Napa State Hospital)	Ar	6 45
7 35	20	Ar Napa	Lv	6 40
7 40	20	Lv Napa	Ar	6 30
8 05	35	" Sonoma	Ar	6 05
8 13	38	" Boyes Springs	Ar	5 56
8 25	42	" Eldridge (Sonoma State Home)	Ar	5 45
8 27	43	" Glen Ellen	Ar	5 42
8 55	59	Ar Santa Rosa (5th & B Sts.)	Lv	▲ 5 10

(B) CROCKETT, ST. HELENA, CALISTOGA

▲ 12 15	▲ 7 30	0	Lv Crockett (S.P. Sta.)	Ar	12 00	4 55
12 30	7 45	5	Ar Vallejo (P.G.L. Depot)	Lv	11 45	4 40
2 05	8 05	5	Lv Vallejo (P.G.L. Depot)	Ar	9 10	3 10
2 35	8 35	20	Ar Napa	Lv	8 40	2 40
2 40	8 40	20	Lv Napa	Ar	8 35	2 35
2 58	8 58	29	" Yountville	Ar	8 17	2 17
3 15	9 15	39	" St. Helena	Ar	7 59	1 59
3 35	9 35	48	Ar Calistoga	Lv	▲ 7 40	▲ 1 40

TIMES SHOWN BELOW ARE STANDARD TIME

COAST LINE

SAN FRANCISCO - SANTA BARBARA - LOS ANGELES - DEL MONTE - MONTEREY - PACIFIC GROVE

NORTHBOUND					Table 92 Please Reserve Seats in Advance on the "MORNING DAYLIGHT" and "STARLIGHT"					SOUTHBOUND				
	99	95	75	75-73	71									
Lv Los Angeles (Un. Sta.)	* 7 15	* 6 45	* 8 00	* 8 00	* 12 01	Lv San Francisco (3rd St.)	* 7 15	* 6 45	* 8 00	* 11 45				
Lv Glendale (k)	7 33	7 04	8 25	8 25	12 25	Lv Burlingame	7 10	8 23	8 23	12 51				
Lv Ventura		8 31	9 55	9 55	3 05	Lv Palo Alto	7 27	8 42	8 42	12 51				
Lv Santa Barbara	9 35	9 15	10 44	10 44	4 40	Ar San Jose	8 08	7 49	9 03	1 15				
Lv San Luis Obispo	11 53	11 45	1 35	1 35	8 40	Lv San Francisco (Mkt. St.)				* 7 00				
Lv Salinas	2 38	2 54	4 40	4 40	12 31	Lv Oakland Pier (No. 250)	* 6 25			7 30				
Lv Watsonville Junction		3 24	5 15	5 15	1 10	Lv Oakland (1st St.)	6 38			7 43				
Ar San Jose	3 58	4 24	6 20	6 20	2 20	Lv Oakland (Bus*)		* 6 05	* 6 00					
Lv San Jose (No. 255)	4 05	* 4 40	* 4 45	* 6 50	6 47	Lv Fruitvale	6 48			7 52				
Ar Fruitvale	4 55				7 50	Ar San Jose	7 50	* 7 55	* 7 45	8 50				
Ar Oakland (Bus*)		* 6 37	* 6 35	* 8 48		Lv San Jose	8 12		7 56	9 15				
Ar Oakland (1st St.)	5 02				8 05	Lv Watsonville Junction		9 04	10 27	10 27				
Ar Oakland Pier	5 15				8 20	Lv Salinas	9 35	9 32	10 58	10 58				
Ar San Francisco (Mkt. St.)	5 50				8 50	Lv San Luis Obispo	12 20	12 35	2 25	2 25				
Lv San Jose	4 03	4 40	6 40		2 30	Ar Santa Barbara	2 37	3 00	4 56	4 58				
Lv Palo Alto		5 01	7 05		2 50	Ar Ventura		3 51	5 56	5 56				
Lv Burlingame		5 14	7 25		3 15	Ar Glendale (k)	4 42	5 25	7 42	7 42				
Ar San Francisco (3rd St.)	6 00	5 45	8 00		3 45	Ar Los Angeles (Un. Sta.)	5 00	5 45	8 00	8 00				
Santa Fe Ry.		71	73	75	77	79								
Lv San Diego		* 6 45	* 10 45	* 11 45	* 2 15	* 6 15	Lv Los Angeles (Un. Sta.)		* 7 10	* 10 30	* 2 30	* 6 30	* 10 30	
Ar Los Angeles (Un. Sta.)		9 30	1 30	4 00	5 00	9 00	Ar San Diego		9 55	1 15	5 15	9 15	3 45	

NOTE A—SPECIAL SERVICE CHARGE
The Service Charge is \$1.00 (plus Federal Tax) for each chair car seat occupied by adult, or child of any age, between San Francisco and Los Angeles; proportionate charges to and from intermediate points. (Tickets sold in advance will not be redeemable unless space reserved is released for resale and reservation or ticket numbers erased from diagram not later than the day before departure of train. Tickets sold on day of departure will not be redeemable unless space reserved is released at least three (3) hours prior to departure of train.)

No. 95 STARLIGHT (STREAMLINED.) DAILY.

Streamlined Air-Conditioned Train. Please reserve seats in advance. Special service charge applicable in chair cars—See Note A above. Passenger Agent and Porter service. Radio. Pillow service available at nominal charge.

Chair Cars, Coffee Shop Snack Car (open all night), Tavern Car. Tickets Honored; Ask Agents. Baggage: No checked service to or from San Luis Obispo.

No. 99 MORNING DAYLIGHT (STREAMLINED.) DAILY.

Streamlined Air-Conditioned Train. Please reserve seats in advance. Special service charge applicable in chair cars—See Note A above. Passenger Agent and Porter service. Radio Chair Cars, Coffee Shop Car, Tavern Car, Parlor and Parlor-Observation Car. (Railroad Owned). Tickets Honored; Ask Agents.

Baggage: No checked service to or from San Luis Obispo.

No. 71 DAILY.

Coaches: Los Angeles to San Francisco.

No. 75 LARK (STREAMLINED.) DAILY.

Public Telephone.

Full Lounge Car:★Los Angeles to San Francisco. (Radio). Standard Sleepers:★Los Angeles to San Francisco. (Drawing-Rooms, Compartments, Bedrooms, Roomettes). Dining Car:★(For Dinner and Breakfast). Tickets Honored: Ask Agents. Baggage: No checked service to or from intermediate stations between Los Angeles and San Francisco.

No. 75-73 OAKLAND LARK (STREAMLINED.) DAILY.

Standard Sleeper:★Los Angeles to Oakland Pier. (Bedrooms, Roomettes, Drawing-Room, Compartment).

Buffet-Lounge Sleeper:★Los Angeles to Oakland Pier. (Evening Luncheon and Breakfast Service.) Coach: San Jose to Oakland Pier. Tickets Honored: Ask Agents. Baggage: See Train 75

No. 94 STARLIGHT (STREAMLINED.) DAILY.

Streamlined Air-Conditioned Train. Please reserve seats in advance. Special service charge applicable in chair cars—See Note A above. Passenger Agent and Porter service. Radio. Pillow service available at nominal charge.

Chair Cars, Coffee Shop Snack Car (open all night), Tavern Car. Tickets Honored; Ask Agents. Baggage: No checked service to or from San Luis Obispo.

No. 98 MORNING DAYLIGHT (STREAMLINED.) DAILY.

Streamlined Air-Conditioned Train. Please reserve seats in advance. Special service charge applicable in chair cars—See Note A above. Passenger Agent and Porter service. Radio. Chair Cars, Coffee Shop Car, Tavern Car, Parlor and Parlor-Observation Car. (Railroad Owned). Tickets Honored: Ask Agents.

Baggage: No checked service to or from San Luis Obispo.

No. 72 DAILY.

Coaches: San Francisco to Los Angeles.

No. 76 LARK (STREAMLINED.) DAILY.

Public Telephone.

Full Lounge Car:★San Francisco to Los Angeles. (Radio). Standard Sleepers:★San Francisco to Los Angeles. (Drawing-Rooms, Compartments, Bedrooms, Roomettes). Dining Car:★(For Dinner and Breakfast). Tickets Honored: Ask Agents. Baggage: No checked service to or from intermediate stations between San Francisco and Los Angeles.

No. 74-76 OAKLAND LARK (STREAMLINED.) DAILY.

Standard Sleeper:★Oakland Pier to Los Angeles. (Bedrooms, Roomettes, Drawing-Room, Compartment).

Buffet-Lounge Sleeper:★(Evening Luncheon and Breakfast Service): Oakland Pier to Los Angeles. Coach: Oakland Pier to San Jose only. Tickets Honored: Ask Agents. Baggage: See Train 76

San Francisco, San Jose, Del Monte, Pacific Grove
No. 78 Coaches and Smoker:★Parlor-Buffer Car: (Railroad Owned.) No. 77.
San Francisco and Pacific Grove

READ DOWN				READ UP			
Starlight	DelMonte	Daylight	Mis. Via R.R.	DelMonte	Bus & Daylight		
* 6 45	* 8 00	* 7 15		Lv San Francisco (3rd St.)	9 35	5 00	Ar
7 10	3 21	16		Lv Burlingame	9 10		Ar
7 27	3 37	30		Lv Palo Alto	8 49		Ar
7 56	4 06	8 12	47	Lv San Jose	8 25	3 58	Ar
9 04	5 10	97		Lv Watsonville Jct.	7 23		Lv
	5 23	107		Ar Castroville	7 06		Lv
	▲ 5 25	107		Lv Castroville	▲ 7 03		Ar
9 32	▲ 5 40	9 35	114	Lv Salinas	▲ 6 43	2 38	Ar
▲ 9 45		▲ 9 40	114	Lv Salinas		▲ 2 20	Ar
z	f 5 40	z	115	Ar Ord (Fort Ord)	f 6 50	z	Lv
z	d 5 50	z	119	Ar Seaside	f 6 34	z	Lv
z	f 5 54	f	121	Ar Del Monte	6 32	f	Lv
10▲28	f 5 57	10▲28	122	Ar Monterey	6 30	▲ 38	Lv
10▲45	↑ 6 30	10▲45	124	Ar Pacific Grove	6 20	▲ 1*20	Lv

Los Angeles, Santa Barbara, Del Monte, Monterey, Pacific Grove

READ DOWN				READ UP			
Train	Starlight	Daylight	Mis.	Bus & Train	Bus & Train	Bus & Train	
* 8 00	* 6 45	* 7 15	0	Lv Los Angeles	5 45	* 8 00	* 5 00
8 25	7 04	7 33	6	Lv Glendale (k)	5 25	7 42	4 42
	8 15		66	Lv Oxnard	4 07		
9 55	8 31		76	Lv Ventura	3 51	5 56	
10 44	9 15	9 35	103	Lv Santa Barbara	3 00	4 58	2 37
1 35	11 45	11 53	222	Lv San Luis Obispo	12 35	2 25	12 20
	ml. 04.		258	Lv Paso Robles	▲ 11 19		
4 40	2 54	2 38	356	Ar Salinas	9 32	10 58	9 35
▲ 4 50	▲ 4 50	▲ 2 45	356	Lv Salinas	▲ 9 15	▲ 10 25	▲ 9 16
z	z	z	362	Ar Ord (Fort Ord)	z	z	z
z	z	z	366	Ar Seaside	z	z	z
f	f	f	375	Ar Del Monte	z	z	z
▲ 5 33	▲ 5 33	▲ 3 33	377	Ar Monterey	▲ 8 30	▲ 9 43	▲ 8 30
▲ 5 50	▲ 5 50	▲ 3 50	380	Ar Pacific Grove	▲ 8 10	▲ 9 25	▲ 8 10
			382	Ar Asilomar			

All PM time in dark face figures.

★—Regularly assigned cars are air-conditioned.

*—Daily.

▲—Pacific Greyhound Bus. (To and from S.P. Stations. Rail tickets honored.)

■—Peerless Stages—Oakland Depot—20th and San Pablo, San Jose-S. P. Sta. Connections made with Morning Daylight, Starlight and Lark. (Rail tickets honored)

†—Rail Tickets also honored on Bay Rapid Transit Co. Bus between Monterey and Pacific Grove.

■—Stops on flag to entrain pay passengers for Santa Barbara or beyond; also detrain from San Jose or beyond.

⊞—Stops on flag to entrain pay passengers for Watsonville Jct., or beyond.

‡—Stops daily except Sundays and Holidays and flag stop on Sundays and Holidays.

f—Flag stop to entrain or detrain passengers.

h—Stops on flag to entrain pay passengers for Gilroy or beyond.

k—Gateway to Hollywood, Beverly Hills, Santa Monica and Pasadena. Taxi service available.

m—Stops on flag to entrain pay passengers for San Jose or beyond; also detrain from Santa Barbara or beyond.

z—Frequent Pacific Greyhound Bus Service between Salinas (P.G.L.Station) Monterey and Fort Ord. Rail tickets honored

TIMES SHOWN BELOW ARE STANDARD TIME

COAST LINE

SAN FRANCISCO - OAKLAND - SAN JOSE - SALINAS - SANTA BARBARA - VENTURA - LOS ANGELES

SOUTHBOUND

Table 95		MILES	Morning Daylight	Starlight No. 94 Daily	Oakland Lark 74-76 Daily	S. F. Lark No. 76 Daily	Del Monte No. 72 Daily	Del Monte No. 78 Daily	No. 77 Daily		
10	Lv San Francisco (3rd St.) Δ	0	7 15	6 45		8 00	11 45	3 01			
25	" Burlingame.	16		7 10		8 23		3 20			
22	" San Mateo.	18					12 20				
9	" Redwood City.	25					12 42				
59	" Palo Alto.	30		7 27		8 42	12 51	3 37			
97	Ar San Jose.	47	8 08	7 49		9 03	1 15	3 59			
No. 250 Bus*		To		No. 74		No. 72		No. 78		No. 77 Daily	
6	Lv San Francisco (Market St.) Δ	0			7 00						
14	" Oakland Pier	4	6 25	No. 94	7 30						
14	" Oakland (First St.) Δ	7	6 38		7 43						
14	" Oakland (Bus*)	7	6 05	6 00							
34	" Fruitvale	10	6 48		7 52						
97	Ar San Jose (103)	47	7 50	7 45	8 50						
No. 98 No. 94 No. 76 No. 76 No. 72 No. 78		No. 94 No. 74 No. 76 No. 76 No. 72 No. 78		No. 94 No. 74 No. 76 No. 76 No. 72 No. 78		No. 94 No. 74 No. 76 No. 76 No. 72 No. 78		No. 94 No. 74 No. 76 No. 76 No. 72 No. 78		No. 94 No. 74 No. 76 No. 76 No. 72 No. 78	
97	Lv San Jose	47	8 12	7 56	9 15	9 15	1 30	4 06			
343	" Morganhill	67					1 56				
132	" Gilroy (106)	77					2 20	4 40			
136	" Sargent	83					2 50				
21	Ar Watsonville Junction	97		8 56	10 20	10 20	2 50	08 10			
21	Lv Watsonville Junction	97		9 04	10 27	10 27	3 17	10 10			
18	Ar Castroville (93)	107					3 34	23 25			
18	Lv Castroville	107					3 34	25 25			
43	Lv Salinas (93, 94)	114	9 35	9 32	10 58	10 58	4 00	5 40			
102	" Chualar	125					4 21	5 40			
126	" Gonzales	131					4 30	5 40			
182	" Soledad	140					4 48	5 40			
233	" Metz	148					5 25	5 58			
333	" King City	160					5 35	5 58			
398	" San Lucas	163					5 35	5 58			
454	" San Ardo	173					5 58	5 58			
519	" Bradley	192					6 18	6 18			
636	" San Miguel	193					6 18	6 18			
722	" Paso Robles	212					7 00	7 00			
774	" Templeton	218					7 10	7 10			
832	" Atascadero	223					7 18	7 18			
995	" Santa Margarita	232					7 32	7 32			
239	Ar San Luis Obispo	248	12 17	12 27	2 12	2 12	8 20	8 40			
239	Lv San Luis Obispo	248	12 20	12 35	2 25	2 25	8 40	8 40			
36	" Pismo	259					9 05	9 05			
80	" Oceano	262					9 16	9 16			
283	" Guadalupe	273			3 00	3 00	9 48	9 48			
210	" Casimiala	284					9 52	9 52			
209	" Tangair	293					10 12	10 12			
43	" Surf	307					10 28	10 28			
108	" Arlight	321					11 10	11 10			
94	" Concepcion	321					11 32	11 32			
94	" Gaviota	336					11 52	11 52			
40	" Naples	351					12 04	12 04			
7	" Goleta	359					12 20	12 20			
7	Ar Santa Barbara	367	2 37	3 00	4 58	4 58	12 20	12 20			
7	Lv Santa Barbara	367	2 42	3 07	5 10	5 10	12 35	12 35			
43	" Carpinteria	377					12 56	12 56			
43	" Ventura (107)	394		3 51	5 56	5 56	1 40	1 40			
90	" Montalvo	399					1 47	1 47			
45	" Oxnard	404		4 07			2 05	2 05			
140	" Camarillo	413					2 21	2 21			
508	" Moorpark	423					2 40	2 40			
963	" Santa Susana	434					3 00	3 00			
1119	" Hasson	437					3 15	3 15			
952	" Chatsworth	442					3 25	3 25			
803	" Northridge	446					3 35	3 35			
555	" Burbank	459					3 45	3 45			
425	" Glendale (p)	464	4 42	5 25	7 42	7 42	3 55	3 55			
290	Ar Los Angeles (Un.Sta.) Δ	470	5 00	5 45	8 00	8 00	4 15	4 15			
Train Numbers		98	94	74-76	76	72					

NORTHBOUND

Table 96		MILES	Morning Daylight	Starlight No. 95 Daily	S. F. Lark No. 75 Daily	Oakland Lark 75-73 Daily	Del Monte No. 71 Daily	No. 77 Daily	
Lv	Los Angeles (Un. Sta.)	0	7 15	6 45	8 00	8 00	12 01		
"	Glendale (p)	9	7 33	7 04	8 25	8 25	12 25		
"	Burbank	11					12 55		
"	Northridge	24					1 05		
"	Chatsworth	28					1 14		
"	Hasson	33					1 23		
"	Santa Susana	36					1 46		
"	Moorpark	47					2 13		
"	Camarillo	57		8 15			2 37		
"	Oxnard	66					3 05		
"	Montalvo	71		8 31	9 55	9 55	3 50		
"	Ventura (107)	76					4 15		
"	Carpinteria	93					4 40		
Ar	Santa Barbara	103	9 30	9 10	10 37	10 37	4 58		
Lv	Santa Barbara	103	9 35	9 15	10 44	10 44	5 29		
"	Goleta	111					5 50		
"	Naples	113					5 59		
"	Gaviota	138					6 32		
"	Concepcion	149					7 41		
"	Arlight	163					7 41		
"	Surf	171			12 03	12 03	6 32		
"	Tangair	177					6 54		
"	Casmiala	185					7 30		
"	Guadalupe	197			12 38	12 38	7 48		
"	Oceano	208					7 54		
"	Pismo	211					8 20		
Ar	San Luis Obispo	222	11 50	11 35	1 20	1 20	8 40		
Lv	San Luis Obispo	222	11 53	11 45	1 35	1 35	8 40		
"	Santa Margarita	238					9 23		
"	Atascadero	247					9 39		
"	Templeton	252					9 46		
"	Paso Robles	258		1 04			9 56		
"	San Miguel	267					10 08		
"	Bradley	278					10 25		
"	San Ardo	291					10 50		
"	San Lucas	302					11 05		
"	King City	310					11 21		
"	Metz	322					11 34		
"	Soledad	330					11 49		
"	Gonzales	339					11 59		
"	Chualar	345					12 07		
"	Salinas (93, 94)	356	2 38	2 54	4 40	4 40	12 31		
Ar	Castroville (93)	364					12 41		
Lv	Castroville	364					12 41		
Ar	Watsonville Junction	374		3 17	5 04	5 04	12 55		
Lv	Watsonville Junction	374		3 24	5 15	5 15	1 10		
"	Sargent	387					1 10		
"	Gilroy (106)	393					1 43		
"	Morganhill	403					1 55		
"	San Jose	423	3 58	4 24	6 20	6 20	2 20		
Lv	San Jose	423	4 03	4 40	6 40	6 40	2 30		
"	Palo Alto	440		5 01	7 05	7 05	2 50		
"	Redwood City	445					2 59		
"	San Mateo	452					3 09		
"	Burlingame	454		5 14	7 25	7 25	3 15		
Ar	San Francisco (3rd St.)	470	5 00	5 45	8 00	8 00	3 45		
Train Numbers		99	95	75	75-73	71	77		

RIDE THE STREAMLINED "STARLIGHT"
 OVERNIGHT ECONOMY CHAIR CAR SERVICE NIGHTLY
 SAN FRANCISCO—LOS ANGELES

OAKLAND CONNECTIONS

		No. 255	Bus	Bus No. 73	No. 73	
Lv	San Jose (103)	0	4 05	4 40	6 50	6 47
Ar	Fruitvale	37	4 55			7 50
Ar	Oakland (Bus*)	40	6 37	6 31	8 48	
Ar	Oakland (First St.) Δ	40	5 02			8 05
Ar	Oakland Pier	43	5 15	From From		8 20
Ar	San Francisco (Mkt. St.) Δ	47	5 50	No. 95 No. 75		8 50

*Rail tickets honored on Peerless Stages between Oakland and San Jose connecting with "Morning Daylight," "Starlight," and "Lark."

Bus and Taxi service available between Southern Pacific Ferry Station and Third Street Station, San Francisco. Approximate distance 1 1/4 miles
 LOS ANGELES TO SAN DIEGO—A. T. & S. F. Ry.

		72	74	76	78	70
Lv	Los Angeles (Un. Sta.)	0	7 10	*10 30	*2 30	*6 30
Ar	San Diego	128	9 55	1 15	5 15	9 15

Table 97

SAN DIEGO TO LOS ANGELES—A. T. & S. F. Ry.

		71	73	75	77	79
Lv	San Diego	0	6 45	*10 45	*11 45	*2 15
Ar	Los Angeles (Un. Sta.)	128	9 30	1 30	4 00	5 00

- All PM time in dark faced figures. ▲—Pacific Greyhound Bus. d—Stops on flag to entrain pay passengers

TIMES SHOWN BELOW ARE STANDARD TIME

COAST LINE

SAN FRANCISCO - LOS GATOS - SANTA CRUZ • SANTA CRUZ - SANTA BARBARA - LOS ANGELES

(Consult Agent for additional schedules)
(Rail Tickets Honored)

San Francisco, San Jose, Los Gatos, Santa Cruz

Table 98

Train No. 152 & Bus	Train No. 130 & Bus	Train No. 78 & Bus	Train No. 116 & Bus	Train No. 168 & Bus	Train No. 112 & Bus	Table 98	Train No. 129	Train No. 171	Bus & Train No. 139	Bus & Train No. 145	Bus & Train No. 151	Bus & Train No. 155		
* 6 15	e 4 17	* 3 00	* 12 30	h 12 00	* 7 20	0	Lv San Francisco (3rd St.)	Ar e 20	h 7 25	68 55	* 2 00	* 5 49	* 9 00	
6 45			12 58	12 24	7 52	16	" Burlingame	"	6 31	1 30	5 17	8 30		
6 49			1 02	12 28	7 56	18	" San Mateo	"	6 54	1 26	6 13	8 27		
7 04			1 16	12 38	8 11	25	" Redwood City	"	6 41	6 42	8 16	1 12	4 57	8 09
7 13			1 26	12 48	8 20	30	" Palo Alto	"		8 07	1 02	4 45	7 58	
7 16	4 56		1 29	12 50	8 23	32	Ar California Ave.	Lv	6 30	6 30	8 03	12 59	4 41	7 43
7 23			1 35		8 31	36	" Mountain View	Lv			7 57	12 53	4 34	7 36
7 40		3 59	1 55		8 50	47	Ar San Jose	Lv			*7840	*12 35	4 16	*7 10
					9 25	47	Lv San Jose (S.P. Station)	Ar			*650	*12 25	3 35	*5 55
							Lv California Ave.	Ar	6 24	6 27				
							" Los Altos	"	6 12	6 17				
							" Monta Vista	"	5 59	6 05				
							" Vasons Junction	"	5 46	5 51				
							Ar Los Gatos (S.P. Sta.)	Lv	5 40	5 45				
							Ar Los Gatos (P.G.L. Sta.)	Lv			*6 15	*12 00	3 05	*5 25
							Lv Los Gatos (P.G.L. Sta.)	Lv			*6 12	*11 50	2 55	*5 20
							Ar Santa Cruz (P.G.L. Sta.)	Lv	*5 30	*11 10	2 16	*4 40		
							Ar Santa Cruz (S.P. Station)	Lv			*11 05	*2 05	*4 30	

San Jose, Los Gatos, Santa Cruz
(Rail Tickets Honored) (Peerless Stages)

Table 99

Lv San Jose (S. P. Station)	*e 6 05	*9 25	*12 25	*2 25	*4 05	*7 55
Ar Los Gatos (P. G. L. Station)	6 36	9 55	12 52	2 52	4 35	8 25
Ar Santa Cruz (P. G. L. Station)	7 18	10 45	1 45	3 45	5 27	9 05
Ar Santa Cruz (S. P. Station)		10 50	1 55	3 55	5 35	9 15
Lv Santa Cruz (S. P. Station)			*11 05	*2 05	*4 30	*6 40
Lv Santa Cruz (P. G. L. Station)	e 5 30	*8 00	11 10	2 15	4 40	6 50
Lv Los Gatos (P. G. L. Station)	6 15	8 55	12 00	3 05	5 25	7 32
Ar San Jose (S. P. Station)	6 50	*9 30	*12 25	*3 35	*5 55	8 05

San Francisco, Los Altos, Cupertino, San Jose
Palo Alto Transit Co.

Table 100

Lv San Francisco (3rd St.)	S. P.								
Ar Palo Alto	"	b 5 50	b 7 20	e 10 00	b 12 30	e 3 05	b 3 20		
Lv Palo Alto	P. A. T.	e 5 18	e 6 24	7 30	9 00	12 00	1 40	4 05	4 40
Lv California Ave.	"	5 22	6 28	7 34	9 04	12 04	1 44	4 09	4 44
Lv Los Altos	"	5 33	6 39	7 45	9 15	12 15	1 55	4 20	4 55
Lv Cupertino	"	5 50	7 00	8 06	9 37	12 37	2 12	4 37	5 15
Ar San Jose	"	6 16	7 28	8 34	10 05	1 05	2 38	5 05	5 40
Lv San Jose	P. A. T.	b 6 17	e 7 43	b 10 20	b 11 50	e 1 24	b 3 23	e 5 10	
Lv Cupertino	"	e 4 42	6 40	8 09	10 44	12 14	1 50	3 49	5 35
Lv Los Altos	"	5 00	6 57	8 26	11 02	12 38	2 14	4 13	5 59
Lv California Ave.	"	5 13	7 10	8 39	11 13	12 49	2 25	4 25	6 10
Ar Palo Alto	"	5 18	7 15	8 44	11 18	12 54	2 30	4 30	6 15
Lv Palo Alto	S. P.	5 27	7 21	8 49	11 29	1 02	3 19	4 45	
Ar San Francisco (3rd St.)	"	6 25	8 20	9 35	12 25	2 00	4 20	5 49	

SAN FRANCISCO, OAKLAND, FRUITVALE, SAN JOSE

Table 101

74 Daily	250 Daily	Mls.	(Via Newark)	73 Daily	255 Daily
7 00		0	Lv San Francisco (Market St.)	Ar	8 50
7 30	6 25	4	Lv Oakland Pier (Ferry)	Ar	8 20
7 45	6 38	7	Lv Oakland (1st St.)	Ar	8 05
7 52	6 48	10	" Fruitvale	"	7 50
	7 20	31	" Newark	"	
		39	" Alviso	"	
8 36	j 7 39	42	" Agnew	"	
8 50	7 50	47	Ar San Jose	Lv	6 47

MONTEREY, CARMEL
The Bay Rapid Transit Company
(Purchase Tickets to Monterey only)

Table 102

Daily Bus—15 minutes running time—
(Tables 93, 94)

Lv Monterey for Carmel 5:40AM, thence approximately every hour until 10:30PM
Lv Carmel for Monterey 6:05AM, thence approximately every hour until 10:45PM.

Table 103 OAKLAND, SAN JOSE (Daily)

Peerless Stages—Rail Tickets Honored.

6 00	6 05	Lv Oakland (20th & San Pablo)	Ar	6 31	8 48	6 37
6 13	6 20	Lv Fruitvale (3285 E. 14th St.)	Ar	6 13	8 32	6 21
6 27	6 34	Lv San Leandro (277 W. Estudillo St.)	Ar	5 58	8 17	6 06
6 40	6 47	Lv Hayward (B and Watkins Sts.)	Ar	5 44	8 03	6 52
7 45	7 55	Ar San Jose (S.P. Station)	Lv	4 40	6 50	4 40

Connections made at San Jose with "Morning Daylight," "Starlight" and "Lark."

Santa Cruz, Santa Barbara, Los Angeles (Via Salinas)

Table 104
(Via Salinas Junction)

READ DOWN	Table 104	READ UP
Pacific Greyhound Bus	(Via Salinas Junction)	Pacific Greyhound Bus
	Lv Santa Cruz (S.P. Sta.)	Ar 24 20
	Lv Santa Cruz (PGL Sta.)	Ar 4 09
	Lv Capitola	Lv 7 36
	Lv Aptos	Lv 7 25
	Lv Watsonville (PGL Sta.)	Lv 3 30
	Ar Salinas (S.P. Sta.)	Lv 2 45
9 11	9 76	98
	TRAIN NUMBER	99 95 75
	Lv Salinas	Ar 2 38
	Ar Santa Barbara	Lv 9 35
	Ar Los Angeles (S.P.)	Lv 7 15

Table 105 SANTA CRUZ, DAVENPORT (Rail tickets honored) Pacific Greyhound Bus—Daily

Lv Santa Cruz (98, 104)	0 5 35	6 05	2 05	10 05
Ar Davenport	11 6 20	6 50	2 50	10 50
Lv Davenport	0 7 15	3 15	11 15	
Ar Santa Cruz (98, 104)	11 7 50	3 50	11 50	

Table 106 GILROY, HOLLISTER (P. G. L. Bus) (Rail tickets honored)

0 Lv Gilroy (95, 96)	*11 16	*5 03	*6 49
14 Ar Hollister	11 45	5 57	7 35
0 Lv Hollister	*7 00	*1 10	*5 30
14 Ar Gilroy (95, 96)	7 44	2 06	6 15

Table 107 VENTURA, OJAI Citizens Transit Lines, Ventura Office—522 E. Santa Clara (Purchase tickets to Ventura only)

35 minutes running time—(Tables 95, 96)
Lv Ventura for Ojai, 6.10, *8.05, 6.35, *12.00, *2.20, *4.40, *9.45.
Lv Ojai for Ventura, 6.05, *8.50, 6.10, *1.00, *3.30, *5.25, *10.20.

All PM time in dark faced figures.

- e—P.G.L. Station.
- m—Peerless Stages
- s—P.G.L. Bus "On Call" at S. P. Station.
- *—Daily.
- a—New Year's Day, Washington's Birthday, Decoration Day, July Fourth, Labor Day, Thanksgiving and Christmas.
- b—Daily except Sundays & Holidays (a).
- c—Saturdays, Sundays and Holidays (a).
- d—Daily except Saturdays, Sundays & Holidays (a).
- f—Flag stop to receive or discharge passengers.
- h—Saturdays only. Does not operate Holidays (a).
- j—Stops on flag Sundays only.

TIMES SHOWN BELOW ARE STANDARD TIME

SAN JOAQUIN VALLEY LINE

SAN FRANCISCO - OAKLAND - BERKELEY - FRESNO - BAKERSFIELD - LOS ANGELES • PORTLAND - DUNSMUIR - LOS ANGELES

Table 108

Please Reserve Seats in Advance on the "SAN JOAQUIN" and "SACRAMENTO DAYLIGHTS"

NOTE A—SPECIAL SERVICE CHARGE

The Service Charge is \$1.00 (plus Federal Tax) for each chair car seat occupied by adult, or child of any age, between San Francisco and Los Angeles and Sacramento and Los Angeles; proportionate charges to and from intermediate points. (Tickets sold in advance will not be redeemable unless space reserved is released for resale and reservation or ticket numbers erased from diagram not later than the day before departure of train. Tickets sold on day of departure will not be redeemable unless space reserved is released at least three (3) hours prior to departure of train.)

NORTHBOUND	51 Daily	51-53 Daily	57 Daily	59 Daily	55 Daily
Lv Los Angeles (Un. Sta.)	6 20	6 20	4 40	6 30	9 10
Lv Glendale (e)	6 38	6 38	5 00	6 50	9 40
Lv Bakersfield	11 13	11 13	10 30	12 10	5 25
Lv Tulare	12 16	12 16	11 46	1 34	7 29
Lv Fresno	1 17	1 17	1 15	3 00	9 25
Lv Madera	1 43	1 43	b	3 31	10 00
Lv Merced	2 17	2 17	b	4 13	11 00
Lv Modesto	3 01	3 01	b	5 07	12 20
Lv Lathrop			b		1 05
Ar Stockton		4 05		5 50	
Ar Lodi		4 25		6 28	
Ar Sacramento		5 20		7 30	
Ar Tracy	3 42		4 00		1 20
Ar Tracy	3 47		4 10		1 45
Ar Martinez	4 38		5 15		3 13
Ar Richmond	5 18		6 00		4 08
Ar Berkeley	5 30		6 14		4 23
Ar Oakland (16th St.)	5 40		6 25		4 35
Ar Oakland Pier (Ferry)	5 50		6 35		4 45
Ar San Francisco (Mkt. St.)	6 20		7 15		5 20
Santa Fe Ry.	71	73	75	77	79
Lv San Diego	* 6 45	* 10 45	* 11 45	* 2 15	* 6 15
Ar Los Angeles (Un. Sta.)	9 30	1 30	4 00	5 00	9 00

SOUTHBOUND	52 Daily	54-52 Daily	56 Daily	58 Daily	60 Daily
Lv San Francisco (Mkt. St.)	6 20		9 30	8 00	
Lv Oakland Pier (Ferry)	6 50		10 00	8 35	
Lv Oakland (16th St.)	6 57		10 08	8 45	
Lv Berkeley	7 05		10 17	8 57	
Lv Richmond	7 14		10 28	9 11	
Lv Martinez	7 49		11 20	10 00	
Ar Tracy	8 40		12 55	11 10	
Lv Tracy	8 44		1 20	11 20	
Lv Sacramento		6 50			7 45
Lv Lodi		7 44			8 30
Lv Stockton		8 15			8 56
Lv Lathrop	8 56		1 35	b	
Lv Modesto	9 28	9 28	2 28	b	9 40
Lv Merced	10 11	10 11	3 50	b	10 30
Lv Madera	10 46	10 46	4 50	b	11 12
Ar Fresno	11 17	11 17	5 35	2 15	11 50
Ar Tulare	12 16	12 16	7 35	3 32	1 01
Ar Bakersfield	1 27	1 27	9 30	4 45	2 10
Ar Glendale (e)	6 05	6 05	5 37	10 25	7 27
Ar Los Angeles (Un. Sta.)	6 25	6 25	6 00	10 45	7 50
Santa Fe Ry.	72	74	76	78	70
Lv Los Angeles (Un. Sta.)	* 7 10	* 10 30	* 2 30	* 6 30	* 10 30
Ar San Diego	9 55	1 15	5 15	9 15	3 45

Bus and Taxi Service available between Southern Pacific Ferry Station and Third Street Station, San Francisco. Approximate distance 1¼ miles.

Table 109

LOS ANGELES—PORTLAND (Daily Service)

LOS ANGELES TO PORTLAND				PORTLAND TO LOS ANGELES									
Via San Joaquin Valley and Martinez	51-12	Via San Joaquin Valley and Martinez	51-20	Via Coast Line and Oakland Pier	99-255	Via San Joaquin Valley and Oakland	57-10	Via Coast Line and San Francisco	95-10	Via Martinez and San Joaquin Valley	9-58	11-52	19-58
Lv Los Angeles	6 20	Lv Los Angeles	6 20	Lv Los Angeles	7 15	Lv Los Angeles	4 40	Lv Los Angeles	6 45	Lv Portland	7 45	4 45	10 10
Lv Fresno	1 17	Lv Fresno	1 17	Lv Santa Barbara	9 35	Lv Glendale	5 09	Lv Glendale	7 04	Lv Dunsmuir	5 00	2 33	12 10
Lv Tracy	3 47	Lv Tracy	3 47	Ar San Jose	3 58	Lv Bakersfield	10 30	Lv Santa Barbara	9 15	Ar Martinez	9 43	7 35	7 33
Ar Martinez	4 38	Ar Martinez	4 38	Lv San Jose	4 05	Lv Fresno	1 15	Lv Fresno	5 45	Ar Martinez	10 00	7 49	10 00
Lv Martinez	6 30	Lv Martinez	9 08	Ar Oakland Pier	5 15	Ar Oakland Pier	6 35	Lv San Francisco (Ferry)	7 45	Ar Fresno	2 15	11 17	2 45
Lv Davis	7 18	Lv Davis	10 35	Lv Oakland Pier	8 00	Lv Oakland Pier	8 15	Ar Bakersfield	8 15	Ar Bakersfield	4 45	1 27	4 45
Ar Dunsmuir	11 40	Ar Dunsmuir	5 55	Ar Dunsmuir	5 55	Ar Dunsmuir	1 56	Ar Dunsmuir	1 56	Ar Glendale	10 25	6 05	10 25
Ar Portland	9 30	Ar Portland	8 45	Ar Portland	8 45	Ar Portland	11 15	Ar Portland	11 15	Ar Los Angeles	10 45	6 25	10 45

PASSENGERS USE FERRY STEAMER BETWEEN SAN FRANCISCO AND OAKLAND PIER.

NO. 51-53 SAN JOAQUIN AND SACRAMENTO DAYLIGHTS.
Daily STREAMLINED Air Conditioned Trains.

Streamlined Air-Conditioned Train. Please reserve seats in advance. Special service charge applicable in chair cars—See Note A above. Passenger Agent and Porter service. Radio. Chair Cars, Coffee Shop Car, Tavern Car. Los Angeles to San Francisco. Chair Cars. Los Angeles to Sacramento. Tickets Honored: Ask Agents.

NO. 57 OWL. DAILY.

Bedroom Lounge Sleeper: ★ Los Angeles to San Francisco. (Single and Double Bedrooms.) Standard Sleeping Cars: ★ Los Angeles to San Francisco. (Sections, Compt., Drawing-Rooms, Bedrooms.)

Chair Cars: Los Angeles to San Francisco. Pillow service available at nominal charge. News Agent Car: Los Angeles to San Francisco. (Sandwiches, Coffee, etc.) Diner: ★ (Dinner and Breakfast.) Tickets Honored: Ask Agents.

NO. 59 WEST COAST. DAILY.

Standard Sleeping Cars: ★ Los Angeles to Sacramento. (Sections, Bedrooms, Roomettes.) Chair Cars: ★ Los Angeles to Sacramento. Pillow service available at nominal charge. News Agent Car: ★ Los Angeles to Sacramento. Diner Lounge Car: ★ Los Angeles to Sacramento. (Dinner and Breakfast.) (Coffee Shop service.) Tickets Honored: Ask Agents.

NO. 55 DAILY.

Coach: Los Angeles to San Francisco.

(A) Table 110 CROCKETT, VALLEJO (Pacific Greyhound Bus) (Daily)
(Rail Tickets Honored.)

Lv Crockett	6 05	7 30	12 15	5 05
Ar Vallejo (401 York St.)	6 20	7 45	12 30	5 20
Lv Vallejo (401 York St.)	5 45	7 00	11 45	4 40
Ar Crockett	6 00	7 15	12 00	4 55

All PM time in Dark faced figures. *—Daily. b—Via Los Banos. —Regularly assigned cars are air-conditioned.

NO. 52-54 SAN JOAQUIN AND SACRAMENTO DAYLIGHTS.
Daily STREAMLINED Air Conditioned Trains.

Streamlined Air-Conditioned Train. Please reserve seats in advance. Special service charge applicable in chair cars—See Note A above. Passenger Agent and Porter service. Radio. Chair Cars, Coffee Shop Car, Tavern Car. San Francisco to Los Angeles. Chair Cars. Sacramento to Los Angeles. Tickets Honored: Ask Agents.

NO. 58 OWL. DAILY.

Bedroom Lounge Sleeper: ★ San Francisco to Los Angeles. (Single and Double Bedrooms.) Standard Sleeping Cars: ★ San Francisco to Los Angeles. (Sections, Compt., Drawing-Rooms, Bedrooms.)

Chair Cars: San Francisco to Los Angeles. Pillow service available at nominal charge. News Agent Car: San Francisco to Los Angeles. (Sandwiches, Coffee, etc.) Diner: ★ (Breakfast only.) Tickets Honored: Ask Agents

NO. 60 WEST COAST. DAILY.

Standard Sleeping Cars: ★ Sacramento to Los Angeles. (Sections, Bedrooms, Roomettes.) Chair Cars: ★ Sacramento to Los Angeles. Pillow service available at nominal charge. News Agent Car: ★ Sacramento to Los Angeles. Diner Lounge Car: ★ Sacramento to Los Angeles. (Dinner and Breakfast.) (Coffee Shop service.) Tickets Honored: Ask Agents.

NO. 56 DAILY.

Coach: San Francisco to Los Angeles.

(B) MARTINEZ, BENICIA

Ferry service is operated between Martinez and Benicia. Ferry slip is located about five blocks from Southern Pacific Station at Martinez.

—Gateway to Hollywood, Beverly Hills, Santa Monica and Pasadena. Taxi service available.

If S.P. schedules do not entirely meet your travel requirements, S. P. tickets will be honored on Pacific Greyhound Buses between certain points in San Joaquin Valley. Ask any Southern Pacific Agent

TIMES SHOWN BELOW ARE STANDARD TIME SAN JOAQUIN VALLEY LINE

YOSEMITE VALLEY ROUTE

SAN FRANCISCO - SACRAMENTO - STOCKTON - MERCED - FRESNO - BAKERSFIELD - LOS ANGELES

SOUTHBOUND

Elev	Table 111	Mls.	Passenger No.					Owl	West Coast	
			San Joaquin Daylight No. 52 Daily	Sacramento Daylight No. 54-52 Daily	Passenger No. 56 Daily	No. 58 Daily	No. 60 Daily		West Coast No. 59 Daily	Passenger No. 55 Daily
6	Lv San Francisco (Mkt St. Ferry) Δ	0	6 20		9 30		8 00			
14	Lv Oakland Pier Δ	4	6 50		10 00		8 35			
10	" Oakland (16th St.) Δ	4	6 57		10 08		8 45			
18	" Berkeley	7	7 05		10 17		8 57			
41	" Richmond	15	7 14		10 28		9 11			
14	" Crockett (To Vallejo)	35	7 35		11 01		9 38			
14	" Martinez (To Benicia)	35	7 49		11 20		10 00			
12	" Avon	41			11 37					
31	" Port Chicago	49			11 52					
49	" Pittsburg	67	8 04		12 05		10 16			
82	" Antioch	53			12 05		10 44			
82	" Brentwood	62			12 21		10 44			
35	" Byron	67			12 32		10 44			
64	" Tracy	82	8 40		12 55		11 10			
64	" Tracy	82	8 44		1 20		11 20			
26	Ar Lathrop	93	8 56		1 35					
30	Lv Portland	0					10 10			
52	" Davis	639					6 55			
35	Ar Sacramento	653					7 25			
35	Lv Sacramento	0			6 50		7 45			
56	" Lodi	22			7 44		8 30			
24	" Stockton	48			8 15		8 56			
26	Ar Lathrop	58			8 30		9 10			
26	Lv Lathrop	93	8 56	8 56	1 35		9 10			
46	" Manteca	97			1 43					
72	" Ripon	103			1 52					
74	" Salida	106			1 57					
91	" Modesto	113	9 28	9 28	2 28		9 40			
93	" Ceres	117			2 34					
107	" Turlock	126	9 45	9 45	3 01		9 59			
121	" Delhi	132			3 07					
137	" Livingston	143			3 18					
153	" Atwater	156			3 25					
171	" Merced (To Yosemite)	163	10 11	10 11	3 50		10 30			
249	" Chowchilla	180			3 52		10 51			
278	" Madera	184	10 46	10 46	4 50		11 12			
105	" Patterson	107			11 52					
91	" Newman	140			12 05					
120	" Los Banos	140			12 37					
290	Ar Fresno	205	11 17	11 17	5 35	2 15	11 50			
290	Ar Fresno	205	11 24	11 24	5 55	2 35	12 05			
309	" Fowler	215			6 15					
310	" Selma	221			6 31	2 55				
301	" Kingsburg	226			6 46	3 01				
289	" Traver	231			6 52					
279	" Goshen Jct	239			7 05					
282	" Tulare (115)	250	12 16	12 16	7 35	3 32	1 01			
266	" Tipton	260			7 53					
268	" Pixley	267			8 05					
279	" Earlimart	272			8 14					
312	" Delano	281	12 52	12 52	8 39	4 06	1 35			
349	" McFarland	287			8 50					
416	" Famoso	293			9 00					
413	" Lerdo	300			9 11					
414	Ar Bakersfield	313	1 27	27	9 30	4 45	2 10			
414	Lv Bakersfield	313	1 34	34	9 55	4 55	2 20			
129	" Caliente	335			10 32					
2739	" Woodford	349			11 20					
3967	" Tehachapi (The Loop)	360	3 07	3 07	12 14	6 37	4 02			
3947	" Monolith	365			12 24					
2745	" Mojave	380	3 38	38	1 30	7 15	4 40			
2352	" Lancaster	405	4 05	05	2 17	7 43	5 10			
2654	" Palmdale	414			2 34	7 54				
1165	" Saugus	450			4 08	9 21	6 34			
1269	" Newhall	452			4 19					
1063	" San Fernando	461			4 52	9 52	6 58			
555	" Burbank	472			10 12					
425	" Glendale (a)	477	6 05	6 05	5 37	10 25	7 27			
230	Ar Los Angeles (Union Sta.) Δ	482	6 25	6 25	6 00	10 45	7 50			

All PM time in Dark faced figures. Δ-Pacific Greyhound Bus. Δ-Air Mail dispatched from. †Train No. 19. ‡Train No. 20
 ♦-Does not stop at Lathrop station. ○Train No. 10.
 ■-Gateway to Hollywood, Beverly Hills, Santa Monica and Pasadena. Taxi service available.
 ♠-Stops on flag to detain pay passengers from Glendale or beyond; also entrain for beyond Fresno.
 ♣-Stops on flag to detain pay passengers for Sacramento and beyond; also detrain from Bakersfield or beyond.
 ♠-Flag stop to entrain or detrain passengers.
 ♣-Stops on flag to entrain pay passengers for Stockton or beyond.

NORTHBOUND

Elev	Table 112	Mls.	Passenger No.					Owl	West Coast	
			San Joaquin Daylight No. 51 Daily	Sacramento Daylight No. 51-53 Daily	Passenger No. 57 Daily	No. 59 Daily	No. 55 Daily		West Coast No. 59 Daily	Passenger No. 55 Daily
0	Lv Los Angeles (Union Sta.) Δ	0	6 20	6 20	4 40	6 30	9 10			
6	" Glendale (a)	6	6 38	6 38	5 03	6 50	9 40			
11	" Burbank	11			5 08					
21	" San Fernando	21			5 26	7 15	10 29			
30	" Newhall	30					10 52			
32	" Saugus	32			5 58	7 41	11 05			
69	" Palmdale	69			7 15	9 03	12 28			
77	" Lancaster	77	8 32	8 32	7 28	9 03	12 58			
102	" Mojave	102	9 00	9 00	8 00	9 40	2 00			
118	" Monolith	118					2 29			
122	" Tehachapi (The Loop)	122	9 31	9 31	8 42	10 21	2 55			
134	" Woodford	134					3 29			
147	" Caliente	147					4 09			
169	Ar Bakersfield	169	11 06	11 06	10 20	11 59	4 54			
169	Lv Bakersfield	169	11 13	11 13	10 30	12 10	5 25			
182	" Lerdo	182					5 43			
190	" Famoso	190					5 53			
195	" McFarland	195					6 02			
202	" Delano	202	11 44	11 44	11 08	12 48	6 08			
210	" Earlimart	210					6 40			
216	" Pixley	216					6 48			
222	" Tipton	222					6 58			
223	" Tulare (115)	223	12 16	12 16	11 46	1 34	7 29			
232	" Goshen Jct	232					7 46			
251	" Traver	251					7 56			
257	" Kingsburg	257					8 09			
262	" Selma	262					8 21			
267	" Fowler	267					8 34			
277	Ar Fresno	277	1 07	1 07	12 55	2 42	8 50			
277	Lv Fresno	277	1 17	1 17	1 15	3 00	9 25			
346	" Los Banos	346			2 51					
366	" Newman	366			3 16					
378	" Patterson	378			3 29					
298	" Madera	298	1 43	1 43	3 31	10 00				
314	" Chowchilla	314			3 49	10 18				
332	" Merced (To Yosemite)	332	2 17	2 17	4 13	11 00				
339	" Atwater	339				11 11				
346	" Livingston	346				11 17				
350	" Delhi	350				11 25				
356	" Turlock	356	2 40	2 40	4 37	11 30				
365	" Ceres	365				11 50				
369	" Modesto	369	3 01	3 01	5 07	12 20				
376	" Salida	376				12 30				
379	" Ripon	379				12 38				
386	" Manteca	386				12 45				
389	Ar Lathrop	389	3 26	3 26	4 00	1 00				
400	Ar Tracy	400	3 42			1 20				
0	Lv Tracy	0								
11	" Lathrop	11								
20	Ar Stockton	20			4 05	5 50				
33	" Lodi	33			4 25	6 25				
68	Ar Sacramento	68			5 20	7 30				
0	Lv Sacramento	0			8 20	9 10				
13	" Davis	13	10 35		9 52					
653	Ar Portland	653	6 45		11 15					
400	Lv Tracy	400	3 47		4 10	1 45				
415	" Byron	415				2 04				
421	" Brentwood	421			4 32	2 15				
423	" Antioch	423				2 27				
433	" Pittsburg	433	4 20		4 53	2 35				
441	" Port Chicago	441				3 00				
444	" Avon	444				3 06				
447	" Martinez (To Benicia)	447			5 20	3 20				
453	" Crockett (To Vallejo)	453			5 35	3 38				
467	" Richmond	467			6 00	4 08				
473	" Berkeley	473			6 14	4 23				
476	" Oakland (16th St.) Δ	476			6 25	4 35				
478	Ar Oakland Pier	478			6 35	4 45				
482	Ar San Francisco (Mkt St. Ferry) Δ	482			7 15	5 20				

Our schedules do not entirely meet your travel requirements. N. P. tickets will be honored on Pacific Greyhound buses between certain points in San Joaquin Valley.
 h-Stops on flag to detain pay passengers from Stockton or beyond.
 j-Stops on flag to entrain pay passengers for Fresno or beyond; also detrain from Martinez or beyond.
 k-Stops on flag to entrain pay passengers for Mojave or beyond.
 m-Stops on flag to entrain pay passengers for beyond Fresno.
 n-Stops on flag to entrain pay passengers for Glendale or beyond; also to detrain from Fresno or beyond.
 p-Stops on flag to entrain pay passengers for Glendale or beyond; also detrain from beyond Fresno.

NOW!
on the
West Coast

Streamlined
Overnight
Sleeping Car
Service Between
SACRAMENTO
and
LOS ANGELES

Table 113

LOS ANGELES, SACRAMENTO
Via "SACRAMENTO DAYLIGHT"
Please reserve seats in advance.

	51-53 Daily
Lv Los Angeles	6 20
Lv Glendale	6 38
Lv Bakersfield	11 13
Lv Tulare	12 16
Lv Fresno	1 17
Lv Merced	2 17
Lv Modesto	3 01
Ar Stockton	4 05
Ar Lodi	4 25
Ar Galt	4 40
Ar Sacramento	5 20

SACRAMENTO, LOS ANGELES
Via "SACRAMENTO DAYLIGHT"
Please reserve seats in advance.

	54-52 Daily
Lv Sacramento	6 50
Lv Galt	7 30
Lv Lodi	7 44
Lv Stockton	8 15
Lv Modesto	9 28
Lv Merced	10 11
Lv Fresno	11 24
Lv Tulare	12 16
Lv Bakersfield	1 34
Ar Glendale	6 05
Ar Los Angeles	6 25

r-Stops on flag to detain pay passengers from Fresno or beyond; also detrain from Berkeley or beyond.
 s-Stops on flag to entrain pay passengers for Bakersfield or beyond; also detrain from Sacramento or beyond.
 u-Stops on flag to detain pay passengers from beyond Fresno.
 x-Stops on flag to detain pay passengers from Glendale or beyond; also entrain for Fresno or beyond.
 y-Stops on flag to entrain pay passengers for Martinez or beyond; also detrain from Fresno or beyond.
 z-Stops on flag to entrain pay passengers for Lathrop or beyond; also detrain from Mojave or beyond.

SAN JOAQUIN VALLEY LINE
MISCELLANEOUS SCHEDULES

PATTERSON, NEWMAN, LOS BANOS, KERMAN

58 Daily		Mls.		Table 114		57 Daily	
8 00	0	Lv San Francisco	Market Street	Ar	7 15		
8 35	4	" Oakland Pier	Ferry	Ar	6 35		
8 45	6	" Oakland (16th St.)		Ar	6 25		
8 57	9	" Berkeley		Ar	6 14		
9 11	15	" Richmond		Ar	6 00		
9 38	29	" Crockett		Ar	5 35		
10 00	35	" Martinez		Ar	5 20		
11 10	82	Ar Tracy		Lv	4 10		
11 20	82	Lv Tracy		Ar	4 00		
11 52	107	" Patterson		Ar	d 3 29		
12 05	119	" Newman		Ar	d 3 16		
12 10	123	" Gustine		Ar	e 3 12		
12 37	140	" Los Banos		Ar	2 51		
12 53	153	" Firebaugh		Ar	b 2 27		
1 07	166	" Mendota		Ar	b 2 11		
1 16	174	" Kerman		Ar	b 2 00		
1 39	193	" Fresno		Ar	b 1 39		
2 35	208	" Tulare		Lv	1 15		
3 32	253	" Bakersfield		Lv	11 46		
4 55	316	Ar Los Angeles (Union Station)		Lv	10 30		
10 45	485			Lv	4 40		

VISALIA, EXETER, PORTERVILLE (Daily)

52-54 Bus		Mls.		Table 115		51-53 Bus	
6 20	0	Lv San Francisco	Market Street	SP. Ar	6 20		
6 50	4	" Oakland Pier	Ferry	Ar	5 50		
6 57	6	" Oakland (16th St.)		Ar	5 40		
7 05	9	" Berkeley		Ar	5 30		
8 40	82	Ar Tracy		Lv	3 47		
6 50	0	Lv Sacramento		Ar	5 20		
7 44	36	Lv Lodi		Ar	4 25		
8 15	48	Lv Stockton		Ar	4 05		
8 44	82	Lv Tracy		Ar	3 42		
10 11	150	" Merced		Ar	2 17		
11 24	205	" Fresno		Ar	1 07		
12 16	250	Ar Tulare (111, 112)		SP. Lv	12 16		
12 40	0	Lv Tulare	Orange Belt Stages	Ar	12 05		
1 15	12	Ar Visalia		Ar	11 30		
1 50	22	" Exeter		Ar	11 01		
2 07	31	" Lindsay		Ar	10 34		
2 15	37	" Strathmore		Ar	10 30		
2 30	43	Ar Porterville		Lv	10 20		
10 20	0	Lv Porterville		Ar	2 30		
10 30	6	" Strathmore		Ar	2 15		
10 34	12	" Lindsay		Ar	2 07		
11 01	21	" Exeter		Ar	1 50		
11 33	31	" Visalia		Ar	1 15		
12 05	43	Ar Tulare	Orange Belt Stages	Lv	12 40		
12 16	250	Lv Tulare (111, 112)		SP. Ar	12 16		
1 27	313	Ar Bakersfield		Lv	11 13		
6 25	482	Ar Los Angeles (Union Station)		SP. Lv	6 20		

(A) Table 116 (Rail Tickets Honored)

SAN JOSE, TRACY, BAKERSFIELD

6 40	5 40	Lv San Jose	Ar	8 45	7 02
7 32	6 22	" Pleasanton	Ar	7 16	6 13
7 45	6 37	" Livermore	Ar	7 4	6 01
8 17	7 09	Ar Tracy	Lv	6 57	5 26
11 20	8 44	Lv Tracy	S.P. Ar	4 00	3 42
2 15	11 17	Ar Fresno	Lv	1 15	1 17
3 32	12 16	Ar Tulare	Lv	11 46	12 16
4 45	1 27	Ar Bakersfield	Lv	10 30	11 13

(B) MODESTO-RIVERBANK-OKDALE STAGES (Rail Tickets Honored)

Lv Modesto	# 15	Ar Okdale	7 50
Lv Modesto	#10 00	Ar Okdale	10 35
Lv Modesto	# 4 15	Ar Okdale	4 50
Lv Okdale	8 00	Ar Modesto	8 40
Lv Okdale	# 1 15	Ar Modesto	1 55

†-SP Depot. Daily except Sun. & Hol.

All PM time in Dark faced figures.
★R g harl† assigned cars are air-conditioned.
▲-Pacific Greyhound Bus. *Daily.
a-S'ons on flag to detrain pay passengers from Martinez or beyond; also to entrain for Bakersfield or beyond.

Table 117 (Rail Tickets Honored)

SAN FRANCISCO, LIVERMORE

5 45	4 45	Lv San Francisco	Ar	10 25	8 40
6 15	5 15	Lv Oakland	Ar	9 53	7 36
7 32	6 37	Ar Pleasanton	Lv	8 38	6 18
7 45	6 35	Ar Livermore	Lv	8 26	6 08

For additional service between these points ask your Southern Pacific Agent.

Table 118

STOCKTON, SACRAMENTO-JACKSON Amador Stage Lines

* 4 30	*10 30	Lv Stockton	Ar	9 30	4 00
6 30	12 30	Ar Jack-on	Lv	* 7 30	* 2 00
* 4 30	*10 30	Lv Sacramento	Ar	9 30	4 00
6 30	12 30	Ar Jackson	Lv	* 7 30	* 2 00

b-Stops on flag to entrain pay passengers for Martinez or beyond; also detrain from Bakersfield or beyond.
c-Stops on flag to entrain pay passengers for Martinez or beyond; also detrain from Fresno or beyond.

Yosemite National Park—Open All Year

Streamlined Chair Cars and Coffee Shop Car. Tavern Car—on Trains 51-52.

(Please reserve seats in advance)

★San Francisco-Sacramento and Los Angeles via Merced and Fresno on Trains 51, 52, 53 and 54.

56 Daily		52 Daily		Mls.		Table 119		55 Daily		51 Daily	
9 30	6 20	0	Lv San Francisco	Market Street	Ar	5 20	6 20				
10 00	6 50	4	" Oakland Pier	Ferry	Ar	4 45	5 50				
10 08	6 57	6	" Oakland (16th St.)		Ar	4 35	5 40				
10 17	7 05	9	" Berkeley		Ar	4 23	5 30				
10 28	7 14	15	" Richmond		Ar	4 08	5 18				
11 20	7 49	35	" Martinez		Ar	3 20	4 45				
1 20	8 44	82	" Tracy		Ar	1 45	3 47				
3 50	10 11	150	Ar Merced (111, 112)		Lv	11 00	2 17				

LOS ANGELES, FRESNO, MERCED

55 Daily		59 Daily		51 Daily		Mls.		52 Daily		56 Daily		60 Daily	
9 10	6 30	6 20	0	Lv Los Angeles (Union Sta.)	Ar	6 25	6 00	7 50					
5 25	12 10	11 13	169	Lv Bakersfield	Ar	1 27	9 30	2 10					
8 50	2 42	1 07	277	Ar Fresno	Lv	11 24	5 55	12 05					
11 00	4 13	2 17	332	Ar Merced (111, 112)	Lv	10 11	3 50	10 30					

SACRAMENTO AND MERCED

60 Daily		54-52 Daily		Mls.		59 Daily		51-53 Daily	
7 45	6 50	0	Lv Sacramento	Ar	7 30	5 20			
8 30	7 44	36	" Lodi	Ar	6 28	4 25			
8 56	8 15	48	" Stockton	Ar	5 50	4 05			
10 30	10 11	115	Ar Merced (111, 112)	Lv	4 13	2 17			

Table 120

YOSEMITE TRANSPORTATION SYSTEM MERCED AND YOSEMITE VALLEY (Daily Service)

2 45	12 00	0	Lv Merced (Via El Portal) (S.P. Sta.)	Ar	9 52	1 55
5 40	2 50	82	Ar Yosemite Valley	Lv	7 15	11 15

YOSEMITE TRANSPORTATION SYSTEM FRESNO AND YOSEMITE VALLEY

Daily—June 8 to Sept. 15.—Service suspended during Fall and Winter.

8 00	0	Lv Fresno (111, 112)	Ar	4 30
10 20	67	Ar Mariposa Big Trees	Lv	11 00
2 30	103	Ar Yosemite Valley	Lv	9 30

Horseshoe Route

YOSEMITE TRANSPORTATION SYSTEM TIOGA PASS ROUTE

Daily—July 4 to Sept. 1.—Service suspended during Fall and Winter.

7 30	0	Lv Yosemite Valley	Ar	4 30
4 30	235	Ar Lake Tahoe (Tahoe Tavern)	Lv	7 30

Sequoia and Kings Canyon National Parks

Table 121 Season—Daily May 24 to September 8

1 10	Lv Tulare (111, 112) (S. P. Station)	Ar	12 00
1 45	Lv Visalia	Ar	11 30
3 45	Ar Giant Forest Lodge	Lv	9 30

During off-season, Sept. 8 to May 24, "on call" transportation service by advance reservation from Tulare and Visalia to Giant Forest.

Table 122 Season—(Daily) June 20 to September 10. BIG CREEK—HUNTINGTON LAKE (Huntington Stage Line)

7 30	Lv Fresno (111, 112)	Ar	4 30
9 30	Ar Auberry	Lv	3 15
10 30	Ar Big Creek	Lv	1 45
11 30	Ar Lakeshore Resort, Huntington Lake	Lv	1 00

TIMES SHOWN BELOW ARE STANDARD TIME

SAN FRANCISCO • SACRAMENTO

VIA CROCKETT (VALLEJO) - MARTINEZ (BENICIA) - DIXON - DAVIS

Mls.	Table 123														
		224 Daily	52 Daily	10 Daily	56 Daily	246 Exc Su & (a)	244 Sun & (a) only	248 Daily	24 Daily	20 Daily	58 Daily	22 Daily	26 Daily		
0	Lv San Francisco Market St.	6 20	6 20	7 45	9 30	2 00	2 30	4 30	6 00	7 30	8 00	9 00	9 00		
4	Ar Oakland Pier / Ferry	6 40	6 40	8 05	9 50	2 20	2 50	4 50	6 20	7 50	8 20	9 20	9 20		
4	Lv Oakland Pier	6 45	6 50	8 15	10 00	2 30	3 00	5 00	6 30	8 00	8 30	9 30	9 35		
6	" Oakland (16th St.)	6 51	6 57	8 22	10 08	2 38	3 07	5 07	6 39	8 09	8 45	9 45	9 45		
9	" Berkeley	6 58	7 05	8 29	10 17	2 46	3 10	5 12	6 49	8 18	8 57	9 48	9 56		
13	" Stege														
15	" Richmond	7 06	7 14		10 28	2 56	3 20	EL DORADO	6 59	8 30	9 11	10 00	10 10		
17	" San Pablo														
19	" Giant								GOLD COAST			MAIL			
23	" Pinole				10 40	3 08	3 31				OWL		10 21		
24	" Hercules														
25	" Rodeo														
27	" Tormey														
28	" Selby														
29	Ar Crockett	7 27	7 35		11 01	3 23	3 42	5 40	7 24	8 53	9 38	10 23	10 36		
0	Lv Crockett														
5	Ar Vallejo (401 York St.)	P.G.I. Bas 7 30												6 05	12 15
5		P.G.I. Bas 7 45												6 20	12 30
31	Lv Port Costa	7 37	7 43		11 06	3 28	3 46						10 41		
35	Ar Martinez (To Benicia)	7 37		9 05	11 12	3 38	3 54	5 50	7 38	9 08	9 49	10 37	10 55		
35	Lv Martinez	8 01		9 05		3 38	3 54	5 50	7 38	9 08		10 37	10 55		
52	" Suisun-Fairfield	8 01				4 08	4 18	6 11	8 00	9 31		11 22			
55	" Tolenas														
62	" Elmira					4 19	4 29			4 41			11 33		
70	" Dixon					4 33	4 38			5 52			11 44		
79	" Davis	8 30		9 49		4 53	4 53	6 40	8 32	10 05			12 12		
92	Ar Sacramento	8 50				5 15	5 15	7 00	8 55			11 50	12 40		



Mls.	Table 124														
		21 Daily	23 Daily	57 Daily	247 Daily	229 Exc Su & (a)	243 Sun & (a) only	55 Daily	51 Daily	223 Daily	19 Daily	241 Exc.Su & (a)	245 Sun & (a) only	9 Daily	
Lv Sacramento	2 20	4 35		6 20	12 30	12 40			4 20	-	6 30	7 00			
Ar Davis	2 36			6 36	12 49	12 57			4 35	6 42	6 50	7 18		9 04	
" Dixon				1 08	1 08	1 06					7 02	7 27			
" Elmira				1 08	1 08	1 14					7 10				
" Tolenas															
" Suisun-Fairfield	3 06			7 02	1 21	1 27			5 01	7 10	7 24	7 45			
Ar Martinez (To Benicia)		5 42		7 23	1 43	1 48			5 22	7 33	7 49	8 07		9 48	
Lv Martinez		5 42	5 20	7 23	1 43	1 48		3 20	4 45	5 22	7 49	8 07		9 48	
" Port Costa				7 29	1 49	1 54		3 26			7 55	8 13			
Lv Vallejo (401 York St.)					11 45	11 45					4 40				
Ar Crockett					12 00	12 00					4 55				
Lv Crockett	3 41	5 57	5 35		1 56	1 59		3 38	4 56		7 47	8 08	8 23		
" Selby															
" Tormey															
" Rodeo															
" Hercules															
" Pinole															
" Giant															
" San Pablo															
" Richmond	4 10	6 22	6 00		2 20	2 21		4 08	5 18	5 50	8 11	8 36	8 49		
" Stege															
Ar Berkeley	4 30	6 36	6 14	8 03	2 32	2 32		4 23	5 30	6 02	8 24	8 51	9 02	10 24	
Ar Oakland (16th St.)	4 50	6 47	6 25	8 13	2 42	2 42		4 35	5 40	6 12	8 35	9 02	9 12	10 33	
Ar Oakland Pier	5 00	6 57	6 35	8 23	2 50	2 50		4 45	5 50	6 22	8 45	9 15	9 23	10 43	
Lv Oakland Pier / Ferry	5 30	7 15	6 55	8 30	3 00	3 00		5 00	6 00	6 30	9 00	9 30	9 30	10 55	
Ar San Francisco Market St.	5 50	7 35	7 15	8 50	3 20	3 20		5 20	6 20	6 50	9 20	9 50	9 50	11 15	

WHY DRIVE?

If you enjoy bucking the traffic between Sacramento and San Francisco, that's one thing.

If you don't, we invite you to try the train. We think you'll find it's hard to beat the time, comfort, convenience and cost afforded by S.P. service.

All PM time in Dark faced figures.

*-Daily.

Exc.-Except.

†-From Davis only.

‡-To Davis only.

♦-Carries Club Car and Snack-Lounge.

⊙-Carries Club Car.

▲-New Year's Day, Washington's Birthday, Decoration Day July Fourth, Labor Day, Thanksgiving, Christmas.

f-Flag stop to entrain or detrain passengers.

h-Stops on flag to detrain revenue passengers from Suisun-Fairfield or beyond.

z-Stops on flag to entrain pay passengers for Woodland or beyond.

TIMES SHOWN BELOW ARE STANDARD TIME

SAN FRANCISCO TO SAN JOSE

VIA BURLINGAME - SAN MATEO - REDWOOD CITY - MENLO PARK - PALO ALTO

Table 125		108 Ex. Sat. Sun. & Hol. (See a)	110 Ex. Sat. Sun. & Hol. (See a)	162 Sat. Sun. & Hol. (See a)	112 Daily	164 Sat. Sun. & Hol. (See a)	114 Ex. Sat. Sun. & Hol. (See a)	166 Sat. Only (See g)	168 Sat. Only (See h)	116 Daily	170 Sat. Only (See i)	172 Sun. Only	118 Ex. Sun.	78 Del Monte Daily	120 Ex. Sat. Sun. & Hol. (See a)	122 Daily	124 Ex. Sat. Sun. & Hol. (See a)	126 Ex. Sat. Sun. & Hol. (See a)	128 Ex. Sat. Sun. & Hol. (See a)
Miles	(A)	(See a)	(See a)	(See a)	(See a)	(See a)	(See a)	(See g)	(See h)	(See i)	(See i)	(See i)	(See i)	(See i)	(See a)	(See a)	(See a)	(See a)	(See a)
0.0	Lv San Francisco (3rd St.)	A.M. 4 45	A.M. 5 50	A.M. 6 05	A.M. 7 20	A.M. 10 00	A.M. 10 00	A.M. 11 30	P.M. 12 00	P.M. 12 30	P.M. 1 15	P.M. 2 05	P.M. 2 05	P.M. 3 00	P.M. 3 05	P.M. 3 20	P.M. 3 40	P.M. 3 45	P.M. 3 58
1.9	Lv 23rd St.	4 45	5 50	6 05	7 20	10 00	10 00	11 30	12 00	12 30	1 15	2 05	2 05	3 00	3 05	3 20	3 40	3 45	3 58
3.1	Lv Newcomb Ave.		5 54	6 09	7 24			11 34					2 09	3 09	3 24	3 44	3 49	4 02	
4.1	Lv Paul Ave.							11 37										3 54	
5.2	Lv Bayshore.	4 55	6 00	6 15	7 29			11 40			1 24	2 14	2 15		3 30			3 57	
6.9	Lv Visitacion.																		
8.6	Lv Butler Road.		6 04		7 33						1 30	2 21	2 22		3 34	3 55			
9.3	Lv So. San Francisco	5 01	6 07	6 20	7 36	10 15	10 14	11 47		12 44	1 30	2 21	2 22		3 34	3 55			
11.0	Lv San Bruno.	5 06	6 11	6 24	7 40	10 19	10 18	11 51		12 48	1 34	2 25	2 26		3 37	3 58		4 04	
12.1	Lv Lomita Park.	5 08	6 13	6 26	7 42	10 21	10 20	11 54			1 36	2 27	2 28		3 41	4 00		4 08	
13.7	Lv Millbrae.	5 11	6 15	6 28	7 45	10 23	10 22	11 58		12 52	1 38	2 29	2 30		3 43	4 04		4 16	
15.2	Lv Broadway.	5 14	6 19	6 32	7 49	10 26	10 27	12 01	12 21	12 55	1 43	2 32	2 35		3 45	4 07		4 20	4 24
16.3	Lv Burlingame.	5 19	6 22	6 35	7 52	10 29	10 33	12 04	12 24	12 58	1 46	2 35	2 40		3 32	3 52		4 15	4 27
17.9	Lv San Mateo.	5 24	6 26	6 39	7 56	10 33	10 39	12 08	12 28	1 02	1 50	2 39	2 45		3 36	3 56	4 12		4 31
18.9	Lv Hayward Park.	5 26		7 58				12 10			1 52	2 41	2 46		3 38	3 58		4 22	
20.3	Lv Hillsdale.	5 28	6 32	6 43	8 01	10 37	10 43	12 13	12 31	1 06	1 54	2 43	2 49		3 40	4 01		4 25	
21.9	Lv Belmont.	5 31	6 35	6 45	8 04	10 40	10 48	12 16		1 09	1 57	2 46	2 52		3 42	4 03			
23.2	Lv San Carlos.	5 34	6 38	6 48	8 07	10 43	10 52	12 20	12 35	1 12	2 01	2 49	2 56		3 46	4 07		4 29	
25.4	Lv Redwood City	5 40	6 42	6 52	8 11	10 47	10 59	12 24	12 38	1 16	2 05	2 53	3 02		3 50	4 11	4 21	4 33	
27.8	Lv Atherton.	5 43	6 45	6 58	8 14	10 51	11 03	12 29	12 41	1 19	2 08	2 56	3 05		3 53	4 14		4 38	
28.9	Lv Menlo Park.	5 47	6 48	7 02	8 17	10 54	11 06	12 32	12 44	1 22	2 10	2 59	3 08		3 56	4 17	4 27	4 46	
30.1	Lv Palo Alto.	5 55	6 54	7 02	8 20	10 57	11 17	12 35	12 48	1 26	2 14	3 03	3 13		4 00	4 21	4 30	4 43	
31.8	Ar California Ave.	5 58	6 59	7 06	8 23	11 01	11 20	12 39	12 50	1 29	2 17	3 06	3 16		4 03	4 24		4 47	
34.8	Lv Castro.			7 13	8 31	11 08	11 28	12 46		1 35	2 24	3 12	3 23		4 09	4 30	4 37	4 55	
36.1	Lv Mountain View.	6 06	7 06	7 18	8 36	11 13	11 36	12 51		1 41	2 29	3 17	3 30		4 15	4 36	4 43	4 59	
38.8	Lv Sunnyvale.	6 13	7 11	7 24	8 43	11 19	11 44	12 59		1 49	2 36	3 24	3 37		4 23	4 44		5 11	
44.3	Lv Santa Clara.	6 20	7 18	7 24	8 43	11 19	11 44	12 59			2 40	3 27	3 40		4 26	4 47	4 52	5 14	
45.7	Lv College Park.		7 21		8 43	11 19	11 44	12 59			2 40	3 27	3 40		4 26	4 47	4 52	5 14	
46.9	Ar San Jose.	6 28	7 25	7 30	8 50	11 25	11 50	1 05	1 55	2 45	3 30	3 45	3 59	4 30	4 50	4 56	5 05	5 18	

Table 125		174 Ex. Sat. Only (See g)	130 Ex. Sat. Sun. & Hol. (See a)	132 Ex. Sat. Sun. & Hol. (See a)	134 Ex. Sat. Sun. & Hol. (See a)	136 Ex. Sat. Sun. & Hol. (See a)	138 Ex. Sat. Sun. & Hol. (See a)	140 Ex. Sat. Sun. & Hol. (See a)	142 Ex. Sat. Sun. & Hol. (See a)	144 Ex. Sat. Sun. & Hol. (See a)	146 Ex. Sat. Sun. & Hol. (See a)	148 Ex. Sat. Sun. & Hol. (See a)	176 Ex. Sat. Sun. & Hol. (See a)	150 Ex. Sun. (See a)	152 Daily	154 Daily	156 Daily	158 Daily	160 Daily	PGL Bus Lv PGL Sta. Daily
Miles	(B)	(See g)	(See a)	(See a)	(See a)	(See a)	(See a)	(See a)	(See a)	(See a)	(See a)	(See a)	(See a)	(See a)	(See a)	(See a)	(See a)	(See a)	(See a)	(See a)
0.0	Lv San Francisco (3rd St.)	P.M. 4 00	P.M. 4 17	P.M. 4 20	P.M. 4 23	P.M. 4 26	P.M. 4 29	P.M. 4 32	P.M. 4 35	P.M. 4 38	P.M. 4 45	P.M. 5 00	P.M. 5 00	P.M. 5 30	P.M. 6 15	P.M. 7 30	P.M. 9 00	P.M. 10 15	P.M. 11 30	A.M. 11 30
1.9	Lv 23rd St.	4 00	4 17	4 20	4 23	4 26	4 29	4 32	4 35	4 38	4 45	5 00	5 00	5 30	6 15	7 30	9 00	10 15	11 30	11 30
3.1	Lv Newcomb Ave.										4 49			5 04				10 19	11 34	
4.1	Lv Paul Ave.	4 08										4 52						10 24	11 40	11 46
5.2	Lv Bayshore.	4 10									4 56		5 11		6 23	7 39	9 09	10 24	11 40	11 46
6.9	Lv Visitacion.																			
8.6	Lv Butler Road.	4 17								4 52	5 02		5 15	5 44	6 29	7 44	9 15	10 31	11 46	11 55
9.3	Lv So. San Francisco	4 21							4 51	5 06	5 16	5 19	5 48	6 33	7 48	9 19	10 35	11 49	12 05	12 17
11.0	Lv San Bruno.	4 23								4 56	5 06	5 21	5 50	6 35	7 50	9 21	10 37	11 51	12 07	12 19
12.1	Lv Lomita Park.	4 26								5 00	5 13	5 22	5 53	6 38	7 53	9 24	10 39	11 53	12 09	12 21
13.7	Lv Millbrae.	4 30							4 58	5 00	5 13	5 22	5 53	6 38	7 53	9 24	10 39	11 53	12 09	12 21
15.2	Lv Broadway.	4 33								5 06	5 16	5 25	5 56	6 41	8 06	9 37	10 52	12 07	12 23	12 35
16.3	Lv Burlingame.	4 37						4 55		5 04	5 20	5 33	6 04	6 49	8 03	9 35	10 51	12 05	12 21	12 33
17.9	Lv San Mateo.	4 40					4 52			5 11	5 25	5 38	6 09	6 54	8 07	9 40	10 56	12 07	12 23	12 35
18.9	Lv Hayward Park.	4 42				4 52		5 03		5 16	5 25	5 38	6 09	6 54	8 07	9 40	10 56	12 07	12 23	12 35
20.3	Lv Hillsdale.	4 45					4 59			5 13	5 30	5 44	6 15	7 00	8 14	9 45	11 02	12 14	12 30	12 42
21.9	Lv Belmont.	4 48						5 01		5 16	5 30	5 44	6 15	7 00	8 14	9 45	11 02	12 14	12 30	12 42
23.2	Lv San Carlos.	4 52								5 13	5 30	5 44	6 15	7 00	8 14	9 45	11 02	12 14	12 30	12 42
25.4	Lv Redwood City	4 55			4 56					5 11	5 21	5 34	6 04	6 49	8 03	9 35	10 51	12 05	12 21	12 33
27.8	Lv Atherton.	4 55		4 54						5 20	5 37	5 51	6 22	7 07	8 21	9 53	11 09	12 21	12 37	12 49
28.9	Lv Menlo Park.	4 57			5 03					5 27	5 44	5 54	6 25	7 10	8 24	9 56	11 12	12 23	12 39	12 51
30.1	Lv Palo Alto.	5 02						5 18	5 26	5 43	5 57	6 28	7 13	8 27	9 59	11 15	12 26	12 42	12 54	13 06
31.8	Ar California Ave.	5 05	4 56				5 16			5 33	6 00	6 01	6 31	7 16	8 30	10 02	11 18	12 29	12 45	12 57
34.8	Lv Castro.								5 31		6 04	6 05	6 35	7 20	8 34	10 06	11 22	12 33	12 49	13 01
36.1	Lv Mountain View.	5 12					5 27	5 26		5 46	6 06	6 08	6 38	7 23	8 37	10 09	11 25	12 36	12 52	13 04
38.8	Lv Sunnyvale.	5 17				5 15					6 11	6 13	6 43	7 28	8 42	10 14	11 30	12 41	12 57	13 09
44.3	Lv Santa Clara.	5 24			5 22			5 38			6 18	6 22	6 50	7 35	8 49	10 21	11 37	12 48	13 04	13 16
45.7	Lv College Park.																			
46.9	Ar San Jose.	5 30		5 24	5 30	5 40	5 40	5 49	5 58	6 10	6 25	6 30	6 55	7 40	8 55	10 30	11 45	1 10	1 26	1 38

All PM time in dark faced figures.
 Baggage is carried on Trains 114, 118.
 a-Holidays indicated are—New Year's Day, Washington's Birthday, Decoration Day, July Fourth, Labor Day, Thanksgiving, Christmas.
 b-Does not operate to San Jose Station.
 c-PGL Depot-7th and Mission Sts. Does not Stop at S.P. 3rd St. Station.
 e-Stops on flag only on Sundays and Holidays (See a).
 f-Flag stop to entrain or detrain passengers.
 g-Stops on flag only on Saturdays, Sundays and Holidays, (See a).
 h-Does not operate on Holidays (See a).
 i-Commutation tickets will be honored on Train

TIMES SHOWN BELOW ARE STANDARD TIME

SAN JOSE TO SAN FRANCISCO

VIA PALO ALTO - MENLO PARK - REDWOOD CITY - SAN MATEO - BURLINGAME

Miles (A)	105 Ex. Sat. Sun. & Hol. (See a)	163 Sat. Sun. & Hol. (See a)	107 Ex. Sat. Sun. & Hol. (See a)	109 Ex. Sat. Sun. & Hol. (See a)	165 Sat. Sun. & Hol. (See a)	111 Ex. Sat. Sun. & Hol. (See a)	113 Ex. Sat. Sun. & Hol. (See a)	167 Sat. only (See a)	115 Ex. Sat. Sun. & Hol. (See a)	117 Ex. Sat. Sun. & Hol. (See a)	119 Ex. Sat. Sun. & Hol. (See a)	169 Sat. only (See a)	121 Ex. Sat. Sun. & Hol. (See a)	123 Ex. Sat. Sun. & Hol. (See a)	125 Ex. Sat. Sun. & Hol. (See a)	127 Ex. Sat. Sun. & Hol. (See a)	129 Ex. Sat. Sun. & Hol. (See a)	171 Sat. only (See a)	131 Ex. Sat. Sun. & Hol. (See a)	173 Sat. only (See a)
0.0	Lv San Jose	A.M. 3 45	A.M. 4 00	A.M. 4 07	A.M. 4 45	A.M. 4 50	A.M. 5 03	A.M. 5 15	A.M. 5 27	A.M. 5 31	A.M. 5 40	A.M. 5 40	A.M. 5 43	A.M. 5 50	A.M. 5 55	A.M. 6 03	A.M. 6 03	A.M. 6 13	A.M. 6 13	A.M. 6 15
1.2	Lv College Park	3 47	4 02	4 12	4 45	4 50	5 03	5 17	5 27	5 31	5 41	5 40	5 43	5 50	5 55	6 03	6 03	6 13	6 13	6 15
2.6	Lv Santa Clara	4 05	4 05	4 12	4 45	4 55	5 08	5 20	5 27	5 31	5 41	5 40	5 43	5 50	5 55	6 03	6 03	6 13	6 13	6 15
8.1	Lv Sunnyvale	3 56	4 12	4 19	4 55	5 03	5 16	5 28	5 38	5 47	5 49	5 52	5 57	6 02	6 11	6 15	6 15	6 30	6 30	6 33
10.8	Lv Mountain View	4 01	4 16	4 24	5 00	5 07	5 20	5 32	5 41	5 47	5 49	5 52	5 57	6 02	6 11	6 15	6 15	6 30	6 30	6 33
12.1	Lv Castro	4 03	4 21	4 31	5 06	5 14	5 27	5 34	5 41	5 47	5 49	5 52	5 57	6 02	6 03	6 17	6 17	6 30	6 30	6 39
15.1	Lv California Ave.	4 08	4 31	4 34	5 09	5 17	5 27	5 34	5 41	5 47	5 49	5 52	5 57	6 02	6 03	6 17	6 17	6 30	6 30	6 39
16.8	Lv Palo Alto	4 17	4 21	4 31	5 06	5 14	5 27	5 34	5 41	5 47	5 49	5 52	5 57	6 02	6 03	6 17	6 17	6 30	6 30	6 39
18.0	Lv Menlo Park	4 19	4 33	4 37	5 12	5 20	5 30	5 41	5 44	5 48	5 49	5 52	5 57	6 02	6 03	6 17	6 17	6 30	6 30	6 39
19.1	Lv Atherton	4 22	4 34	4 40	5 14	5 22	5 31	5 41	5 44	5 48	5 49	5 52	5 57	6 02	6 03	6 17	6 17	6 30	6 30	6 39
21.5	Lv Redwood City	4 27	4 40	4 45	5 19	5 27	5 36	5 41	5 44	5 48	5 49	5 52	5 57	6 02	6 03	6 17	6 17	6 30	6 30	6 39
23.7	Lv San Carlos	4 30	4 43	4 49	5 22	5 31	5 40	5 55	5 57	6 13	6 17	6 17	6 27	6 27	6 45	6 45	6 45	6 45	6 45	6 59
25.0	Lv Belmont	4 32	4 45	4 51	5 24	5 35	5 49	5 59	6 03	6 03	6 17	6 17	6 27	6 27	6 45	6 45	6 45	6 45	6 45	6 59
26.6	Lv Hillsdale	4 35	4 48	4 54	5 27	5 38	5 46	6 02	6 03	6 03	6 17	6 17	6 27	6 27	6 45	6 45	6 45	6 45	6 45	6 59
28.0	Lv Hayward Park	4 40	4 56	5 03	5 29	5 40	5 49	6 04	6 04	6 12	6 20	6 20	6 27	6 27	6 42	6 42	6 42	6 42	6 42	7 03
29.0	Lv San Mateo	4 40	4 53	5 03	5 33	5 42	5 52	6 07	6 07	6 12	6 20	6 20	6 27	6 27	6 42	6 42	6 42	6 42	6 42	7 03
30.6	Lv Burlingame	4 43	4 56	5 03	5 37	5 46	6 00	6 11	6 11	6 25	6 25	6 31	6 31	6 40	6 40	6 50	6 50	6 50	6 50	7 06
31.7	Lv Broadway	4 46	4 59	5 06	5 40	5 49	6 03	6 14	6 14	6 21	6 21	6 31	6 31	6 40	6 40	6 50	6 50	6 50	6 50	7 06
33.2	Lv Millbrae	4 49	5 02	5 09	5 43	5 52	6 06	6 17	6 17	6 21	6 31	6 31	6 40	6 40	6 50	6 50	6 50	6 50	6 50	7 15
34.8	Lv Lomita Park	4 51	5 12	5 12	5 46	5 54	6 10	6 20	6 20	6 21	6 31	6 31	6 40	6 40	6 50	6 50	6 50	6 50	6 50	7 15
35.9	Lv San Bruno	4 54	5 08	5 15	5 49	5 58	6 01	6 23	6 23	6 21	6 31	6 31	6 40	6 40	6 50	6 50	6 50	6 50	6 50	7 18
37.6	Lv South San Francisco	4 57	5 12	5 18	5 53	6 02	6 05	6 26	6 26	6 20	6 30	6 30	6 43	6 43	6 50	6 50	6 50	6 50	6 50	7 21
38.3	Lv Butler Road	5 02	5 16	5 23	5 59	6 06	6 14	6 31	6 31	6 28	6 38	6 44	6 44	6 44	6 44	6 44	6 44	6 44	6 44	7 27
40.0	Lv Visitation	5 02	5 16	5 23	5 59	6 06	6 14	6 31	6 31	6 28	6 38	6 44	6 44	6 44	6 44	6 44	6 44	6 44	6 44	7 27
41.7	Lv Bayshore	5 02	5 16	5 23	5 59	6 06	6 14	6 31	6 31	6 28	6 38	6 44	6 44	6 44	6 44	6 44	6 44	6 44	6 44	7 27
42.8	Lv Paul Ave.	5 02	5 16	5 23	5 59	6 06	6 14	6 31	6 31	6 28	6 38	6 44	6 44	6 44	6 44	6 44	6 44	6 44	6 44	7 27
43.8	Lv Newcomb Ave	5 02	5 16	5 23	5 59	6 06	6 14	6 31	6 31	6 28	6 38	6 44	6 44	6 44	6 44	6 44	6 44	6 44	6 44	7 27
45.0	Lv 23rd St.	5 10	5 25	5 32	6 10	6 10	6 20	6 30	6 40	6 37	6 43	6 50	6 50	6 50	6 50	6 50	6 50	6 50	6 50	7 30
46.9	Ar San Francisco (3rd St.)	5 15	5 30	5 37	6 15	6 20	6 25	6 35	6 45	6 42	6 48	6 55	7 00	7 00	7 05	7 09	7 13	7 20	7 25	7 40

Miles (B)	133 Ex. Sat. Sun. & Hol. (See a)	135 Ex. Sat. Sun. & Hol. (See a)	137 Daily (See a)	139 Ex. Sat. Sun. & Hol. (See a)	77 Del Monte Daily (See a)	141 Ex. Sat. Sun. & Hol. (See a)	175 Ex. Sat. Sun. & Hol. (See a)	143 Ex. Sat. Sun. & Hol. (See a)	145 Daily (See a)	147 Ex. Sat. Sun. & Hol. (See a)	177 Sat. only (See a)	179 Sun. & Hol. (See a)	149 Ex. Sat. Sun. & Hol. (See a)	181 Ex. Sat. Sun. & Hol. (See a)	151 Daily (See a)	153 Daily (See a)	155 Ex. Sat. Sun. & Hol. (See a)	183 Sun. & Hol. (See a)	157 Ex. Sat. Sun. & Hol. (See a)	185 Ex. Sat. Sun. & Hol. (See a)	
0.0	Lv San Jose	A.M. 6 17	A.M. 6 25	A.M. 6 53	A.M. 7 40	A.M. 8 30	A.M. 8 55	A.M. 10 10	A.M. 11 01	P.M. 12 35	P.M. 1 05	P.M. 1 15	P.M. 1 30	P.M. 2 50	P.M. 3 15	P.M. 4 15	P.M. 5 05	P.M. 7 10	P.M. 7 35	P.M. 9 10	P.M. 9 20
1.2	Lv College Park	6 22	6 30	6 58	7 51	8 30	9 00	10 15	11 06	12 40	1 10	1 20	1 35	2 55	3 20	4 21	5 10	7 15	7 40	9 15	9 25
2.6	Lv Santa Clara	6 22	6 30	6 58	7 51	8 30	9 00	10 15	11 06	12 40	1 10	1 20	1 35	2 55	3 20	4 21	5 10	7 15	7 40	9 15	9 25
8.1	Lv Sunnyvale	6 30	6 39	7 06	7 51	8 30	9 08	10 23	11 14	12 48	1 18	1 28	1 43	3 03	3 28	4 29	5 18	7 23	7 48	9 23	9 33
10.8	Lv Mountain View	6 30	6 39	7 11	7 57	8 36	9 13	10 28	11 19	12 53	1 25	1 33	1 48	3 08	3 33	4 34	5 25	7 36	7 53	9 28	9 38
12.1	Lv Castro	6 39	6 43	7 17	8 03	8 49	9 19	10 34	11 25	12 59	1 42	1 42	1 57	3 19	3 43	4 45	5 37	7 58	8 02	9 39	9 47
15.1	Lv California Ave.	6 43	6 47	7 21	8 07	8 49	9 23	10 38	11 29	1 02	1 36	1 42	1 59	3 21	3 45	4 48	5 40	8 04	8 04	9 43	9 49
16.8	Lv Palo Alto	6 43	6 47	7 23	8 07	8 49	9 23	10 38	11 29	1 02	1 36	1 42	1 59	3 21	3 45	4 48	5 40	8 04	8 04	9 43	9 49
18.0	Lv Menlo Park	6 43	6 47	7 23	8 07	8 49	9 23	10 38	11 29	1 02	1 36	1 42	1 59	3 21	3 45	4 48	5 40	8 04	8 04	9 43	9 49
19.1	Lv Atherton	6 43	6 47	7 23	8 07	8 49	9 23	10 38	11 29	1 02	1 36	1 42	1 59	3 21	3 45	4 48	5 40	8 04	8 04	9 43	9 49
21.5	Lv Redwood City	6 51	6 57	7 31	8 16	8 58	9 33	10 48	11 39	1 07	1 41	1 55	2 07	3 24	3 53	4 57	5 47	8 09	8 12	9 50	9 57
23.7	Lv San Carlos	6 55	7 01	7 35	8 20	9 02	9 37	10 52	11 43	1 16	1 57	2 11	2 21	3 38	4 07	5 01	5 52	8 13	8 16	9 54	10 01
25.0	Lv Belmont	7 01	7 04	7 38	8 23	9 05	9 40	10 55	11 46	1 19	2 01	2 14	2 24	3 43	4 00	5 05	5 55	8 16	8 18	9 56	10 03
26.6	Lv Hillsdale	7 02	7 08	7 42	8 27	9 09	9 43	10 58	11 49	1 22	2 04	2 17	2 27	3 43	4 03	5 08	5 58	8 19	8 22	10 01	10 07
28.0	Lv Hayward Park	7 02	7 05	7 44	8 29	9 11	9 45	10 60	11 51	1 22	2 04	2 17	2 27	3 43	4 03	5 08	5 58	8 19	8 22	10 01	10 07
29.0	Lv San Mateo	7 05	7 13	7 47	8 28	9 10	9 48	11 02	11 53	1 26	2 18	2 31	2 41	3 54	4 08	5 13	6 05	8 27	8 27	10 07	10 12
30.6	Lv Burlingame	7 09	7 15	7 51	8 31	9 10	9 51	11 05	11 57	1 30	2 24	2 37	2 47	4 11	4 25	5 30	6 10	8 30	8 30	10 11	10 15
31.7	Lv Broadway	7 09	7 15	7 51	8 31	9 10	9 51	11 05	11 57	1 30	2 24	2 37	2 47	4 11	4 25	5 30	6 10	8 30	8 30	10 11	10 15
33.2	Lv Millbrae	7 15	7 21	7 57	8 34	9 13	9 54	11 08	12 00	1 33	2 27	2 40	2 50	4 14	4 28	5 33	6 13	8 33	8 33	10 14	10 18
34.8	Lv Lomita Park	7 15	7 21	7 57	8 34	9 13	9 54	11 08	12 00	1 33	2 27	2 40	2 50	4 14	4 28	5 33	6 13	8 33	8 33	10 14	10 18
35.9	Lv San Bruno	7 18	7 26	8 02	8 39	9 18	10 02	11 16	12 07	1 40	2 32	2 45	2 55	4 22	4 36	5 41	6 22	8 40	8 41	10 22	10 26
37.6																					

TIMES SHOWN BELOW ARE STANDARD TIME

NORTHWESTERN PACIFIC RAILROAD

SAN FRANCISCO - SAN RAFAEL - PETALUMA - SANTA ROSA - UKIAH - WILLITS - EUREKA

Table 127			
4 Daily	Miles		3 Daily
▲6:40	0	Lv San Francisco (Ferry Bldg.)	P.G.L. Bus Ar
▲7:25	17	Ar San Rafael	P.G.L. Bus Lv
7:30	17	Lv San Rafael	N.W.P.R.R. Ar
f	24	" Hamilton Field	"
8:03	28	" Novato	"
8:33	39	" Petaluma	"
9:05	54	Ar Santa Rosa	Lv
9:18	54	Lv Santa Rosa	Ar
f 9:26	59	" Fulton	"
9:51	68	" Healdsburg	"
f10:04	76	" Geyserville	"
10:19	85	" Cloverdale	"
f10:55	100	" Hopland	"
11:25	114	" Ukiah	"
f12:37	131	" Ridge	"
1:01	140	Ar Willits (150)	Lv
1:20	140	Lv Willits	Ar
f 1:51	153	" Longvale	"
2:28	167	" Dos Rios	"
4:29	209	" Alderpoint	"
5:49	237	" South Fork	"
6:32	256	" Scotia	"
7:10	266	" Fortuna	"
7:20	269	" Fernbridge	"
7:27	271	" Loleta	"
8:00	284	Ar Eureka, Calif.	N.W.P.R.R. Lv

TRAINS 3 AND 4

Standard Sleeper: San Rafael and Eureka. (8 Sec., 1 DR., 2 Compts.) Car 1.
Coach-Lounge Refreshment Car: San Rafael and Eureka. Buffet with attendant to serve sandwiches and other light refreshments, coffee and soft drinks. Lounge for sleeping car passengers. Tickets honored: All classes.

Table 128

VIA REDWOOD EMPIRE - BY RAIL AND MOTOR COACH - BETWEEN PORTLAND - GRANTS PASS - EUREKA - SAN FRANCISCO

Side trip is available on most through tickets over Southern Pacific's Shasta Route between Portland, Ore., and San Francisco for \$4.20 (Federal Tax Extra) additional fare. Trip may be made either southbound or northbound.

Northbound		Southbound	
▲6:40	0	Lv San Francisco, Calif.	P.G.L. Bus Ar
▲7:25	17	Ar San Rafael	P.G.L. Bus Lv
7:30	17	Lv San Rafael	N.W.P.R.R. Ar
8:00	284	Ar Eureka	N.W.P.R.R. Lv
▲9:45	0	Lv Eureka	P.G.L. Bus Ar
10:03	8	" Arcata	"
10:28	25	" Trinidad	"
11:09	47	" Orick	"
* 12:15	88	Ar Crescent City	" Lv
* 12:40	88	Lv Crescent City, Calif.	" Ar
1:35	115	" Idelwild, Ore.	"
2:16	145	Ar Oregon Caves Junction	P.G.L. Bus Lv
	165	Ar Oregon Caves	Ore. Caves Stages Lv
	165	Lv Oregon Caves	Ore. Caves Stages Ar
▲12:27	145	Lv Oregon Caves Junction	P.G.L. Bus Ar
3:20	175	Ar Grants Pass	P.G.L. Bus Lv
No. 330	Mls.		No. 329
* 7:43	0	Lv Grants Pass	S. P. Rail Ar
2:37	173	Ar Eugene	" Lv
7:25	297	Ar Portland, Ore.	S.P. Rail Lv

TRAIN 330—ROGUE RIVER—TRAIN 329

Standard Sleeper: ★Ashland to Portland. (10 Sec., 1 DR., 2 Compts.) Car 333. ★Portland to Ashland. (10 Sec., 1 DR., 2 Compts.) Car 323. (Pullman space from Ashland held by Agent Medford.)
Snack Lounge: ★Ashland to Portland. ★Portland to Ashland. Minimum meal service.
Chair Cars: ★Ashland, Grants Pass and Portland. Coaches: Coos Bay and Eugene.
Tickets Honored: All Classes.

—Northwestern Pacific Railroad Co. operates only between San Rafael and Eureka. Passengers will be carried on Pacific Greyhound Bus between San Francisco (Bus Terminal, San Francisco, Ferry Bldg.) and San Rafael, where connection is made with N. W. P. R. R.

All PM time in dark faced figures.
★—Regularly assigned cars are air-conditioned.
▲—Pacific Greyhound Bus.
*—Daily.
†—Daily except Sunday.

Convenient OVERNIGHT PULLMAN

between SAN RAFAEL and EUREKA

(bus connection to and from San Francisco)

Northwestern Pacific overnight train now carries a standard Pullman car with lower and upper berths, two compartments and a drawing room. Also Lounge for Pullman passengers, and snack service.

Table 129

EUREKA, CRESCENT CITY, COOS BAY, PORTLAND

▲ Mls.		Pacific Greyhound Bus (Rail Tickets not Honored)		Elev	▲
* 9 45	0	Lv Eureka, Calif. (127)	P.G.L. Bus Ar	9	* 3 05
12 50	88	" Crescent City, Calif.	" Ar	9	12 10
3 04	153	" Gold Beach, Ore.	"	20	10 04
4 03	186	" Port Orford	"	30	8 53
4 59	213	" Bandon	"	9	8 10
* 5 35	231	" Coquille	"	24	7 35
* 6 05	250	Ar Coos Bay	P.G.L. Bus Lv	7	* 6 55
333-					329-
330		Southern Pacific			334
* 6 40	0	Lv Coos Bay	S.P. Rail Ar	7	6 10
7 00	3	" North Bend	"	13	5 45
11 40	122	Ar Eugene	" Lv	426	12 20
3 00	122	Lv Eugene	" Ar	426	11 27
7 25	245	Ar Portland, Ore.	S.P. Rail Lv	30	* 7 00

Table 130

WILLITS AND FORT BRAGG

Via California Western Railroad (Motor Car)

* 1 05	c	6 00	b	6 00	0	Lv Willits, Calif. (127)	Ar	11 01	6 30	6 30
f 1 50	f	6 50	f	6 50	16	" Irmulco	"	f10 05	f 5 35	f 5 35
2 00	7	00	7	00	19	" Northspur	"	9 55	5 25	5 25
f 2 04	f	7 04	f	7 04	20	" Olde Camp Seven	"	f 9 52	f 5 22	f 5 22
f 2 05	f	7 05	f	7 05	21	" Camp Marwedel	"	f 9 51	f 5 21	f 5 21
3 00	8	00	8	00	40	Ar Fort Bragg, Calif.	Lv	* 9 00	d 4 30	e 4 30



SEE AND KNOW YOUR AMERICA

Your Southern Pacific Railroad Ticket or Passenger Agent can help you make your vacation or business trip complete by giving you full information on the many wonders of America and

how to best see more in the shortest possible time.

This service is FREE and available at all times.



b—Saturdays only. Aug. 26 to June 15.
c—Daily June 16 to Aug. 25.
d—Daily, June 15 to Aug. 25.
e—Fridays only, Aug. 26 to June 14.
f—Flag stop to entrain or detrain passengers.

CHECK YOUR BAGGAGE A DAY IN ADVANCE

Your personal baggage should be checked AT LEAST one day in advance of your departure. Because of unusually heavy passenger travel, prompt handling of baggage cannot be guaranteed. Therefore, to lessen the chance of disappointment at your destination because of delayed arrival of your baggage, it should be checked one day or more in advance. Mark each piece of baggage with your name and address.

TIMES SHOWN BELOW ARE STANDARD TIME

PACIFIC ELECTRIC RAILWAY

SUBURBAN SERVICE IN SOUTHERN CALIFORNIA

LOS ANGELES STATIONS

Main Street Station—610 So. Main St.
 Subway Terminal Station—423 So. Hill St.
 (15 Minutes via street car from Union Station)
 Running times shown are approximate times to last station of each line.

Table 131 ALHAMBRA—PASADENA

On Call Taxi Service between Alhambra (S. P. Station) and Pasadena City Ticket Office (148 East Colorado Blvd.). Consult Agent for details.

LOS ANGELES (Union Station) TO PASADENA

Via Pasadena Short Line (Motor Coach—48 Minutes). Frequent service.
 Via Pasadena Oak Knoll Line (Motor Coach—53 minutes). Frequent service.

ARLINGTON—REDLANDS MOTOR COACH LINE

Leave Colton for San Bernardino-Redlands (42 minutes). Frequent service.
 Leave Redlands for Colton (40 minutes). Frequent service.
 Leave Colton for Riverside-Arlington, La Sierra (1 hour). Frequent service.
 Leave La Sierra-Arlington for Colton (1 hour 13 minutes). Frequent service.

Table 132 FROM LOS ANGELES—UNION STATION (Motor Coach Service)

ARCADIA—MONROVIA LINE—Santa Anita Race Track, Arcadia (52 minutes). Frequent service.
 GLENDORA LINE—Duarte, Azusa (1 hour, 23 minutes). Frequent service.
 SIERRA MADRE LINE—(Motor Coach). (56 minutes). Frequent service.
 (Motor Coach Service)
 ALHAMBRA—SAN GABRIEL—TEMPLE CITY—SOUTH ARCADIA—ARCADIA LINE—(Motor Coach) (1 hour, 3 minutes). Frequent service.
 POMONA LINE—Baldwin Park, Covina, San Dimas, La Verne (Motor Coach) (1 hour, 45 minutes). Frequent service.
 RIVERSIDE LINE—El Monte, Pomona, Ontario (Motor Coach) (2 hours, 9 minutes). Frequent service.
 SAN BERNARDINO LINE—Claremont, Upland, Cucamonga, Etiwanda, Fontana, Rialto (Motor Coach) (2 hours, 18 minutes). Frequent service.

OPTIONAL HONORING OF TICKETS

Tickets of all classes routed via Southern Pacific Company via Ogden, Portland, San Francisco, Santa Rosa, N. M., El Paso, Texas, or Deming, N. M., destined to points located on the Pacific Electric Railway where Southern Pacific has infrequent or no train service, will be honored in Pacific Electric cars or motor coaches between the main line junction points and destination. Only one coupon is required from gateway to destination.
 Baggage should be checked through to destination via Southern Pacific in all cases.

Table 133 FROM LOS ANGELES—MAIN STREET STATION

LONG BEACH—Watts, Compton (PERy.) (1 hour). Frequent service.
 NEWPORT LINE—Belmont Shore, Seal Beach, Sunset Beach, Huntington Beach, Newport Beach, Balboa (Motor Coach via Lakewood Blvd.) (1 hour, 44 minutes). Frequent service.
 SAN PEDRO—Watts, Compton, Wilmington (PERy.) (1 hour). Frequent service.
 BELLFLOWER—Watts, Lynwood, Bellflower—(PERy.) (45 minutes). Frequent service.
 SANTA CATALINA ISLAND—Avalon—(PERy.) to Wilmington (Steamer to Avalon). Leave Los Angeles *7.40, leave Wilmington *9.00, arrive Avalon *11.10. Return leave Avalon *2.30 arrive Wilmington *4.35, arrive Los Angeles *5.55.
 SUNLAND LINE—Glendale, Montrose, La Crescenta, Tujunga, Sunland (Motor Coach) (1 hour, 10 minutes). Frequent service.
 SANTA ANA Via WHITTIER—East Los Angeles, Montebello, Pico, Anaheim, Santa Ana (Motor Coach) (2 hours, 15 minutes). Frequent service.
 SANTA ANA Via NORWALK—East Los Angeles, Downey, Santa Fe Springs, Norwalk, Fullerton, Orange (Motor Coach) (1 hour, 51 minutes). Frequent service.
 SANTA ANA EXPRESS—Supplementary service to Santa Ana in addition to the above named lines. (Motor Coach.)

Table 134 FROM LOS ANGELES—SUBWAY TERMINAL STATION

BURBANK LINE (PERy.) (52 minutes). Frequent service.
 GLENDALE LINE (PERy.) (31 minutes). Frequent service.
 LOS ANGELES—HOLLYWOOD—BEVERLY HILLS LINE—West Hollywood—(PERy.) (1 hour 5 minutes). Frequent service.
 REDONDO BEACH—Culver City, Playa Del Rey, El Segundo, Manhattan Beach, Hermosa Beach (Motor Coach) (1 hour, 18 minutes)—Frequent service.
 SAN FERNANDO VALLEY LINE—Universal City, North Hollywood, Van Nuys (PERy.) (1 hour 19 minutes). Frequent service. Motor Coach connections at Van Nuys for Canoga Park and San Fernando.
 NORTH HOLLYWOOD—VAN NUYS—Via RIVERSIDE DRIVE (Motor Coach). (1 hour). Frequent service. No Sunday or Holiday service on this line.
 SANTA MONICA via BEVERLY HILLS LINE—Carthay Center, Westwood, West Los Angeles, Ocean Park (Motor Coach) (1 hour, 14 minutes). Frequent service.
 SANTA MONICA via WILSHIRE BLVD. (From 7th and Olive Sts.) (Motor Coach.) (1 hour 05 minutes). Frequent service.
 LOS ANGELES—CULVER CITY—VENICE LINE—Culver City, Palms, Mar Vista, Venice, Ocean Park, Santa Monica (Motor Coach) (1 hour, 08 minutes). Frequent service.

WEST COAST OF MEXICO ROUTE---MEXICAN GOVERNMENT

READ DOWN										READ UP											
					Table 135																
40	6	44	2	4	Mls.	Elev.	5	1	39	43	3										
*10 00	* 8 30	* 8 05	* 8 00	* 1 30	0 Lv Los Angeles (P.T.)	Ar 290	* 3 45	4 30	11 30	5 30	7 35										
2 05	11 05	11 25	8 10	12 40	502 Ar Tucson (M.T.)	Lv 2386	* 3 45	* 5 55	*10 05	* 2 00	* 9 30										
CITIZEN AUTO STAGES (Daily) Rail Tickets Honored																					
10 15	8 15	6 00	5 00	4 00	1 00	12 15	11 15	9 00	7 05	0 Lv Tucson	Ar 2386	8 45	11 00	12 45	3 00	4 45	5 45	7 45	8 45	10 00	12 00
12 00	10 00	7 45	6 45	5 45	3 00	2 00	1 00	10 45	8 45	66 Ar Nogales, Ariz. (M.T.)	Lv 3863	7 00	9 15	11 00	1 15	3 00	4 00	6 00	7 00	8 15	10 15
No. 10 (Daily)																					
(Example)			Mo	10 00	Kms.	Mls.	Mountain Standard Time	Elev.	No. 9 (Daily)			(Example)									
			5 25	281	175	0 Lv Nogales, Mex. (M.T.)	Ar 3869	4 40													
			9 00	423	263	0 Lv Hermosillo	Ar 693	9 09													
			9 20	432	269	Lv Empalme	Ar 5	4 30													
			8 00	0	0	Lv Guaymas	Ar 2	5 40													
			8 20	9	6	Ar Empalme	Lv 5	5 20													
			9 20	423	263	Lv Empalme	Ar 5	4 50													
			11 36	525	327	Lv Corral	Ar 122	2 25													
			7 30	1186	737	Lv Mazatlan	Ar 4	6 40													
			6 25	1503	934	Lv Tepic	Ar 3001	7 42													
			5 00	1779	1106	Ar Guadalajara (C.T.)	Lv 5036	11 40													
			No. 6.	National Rys. of Mexico			No. 5														
			We	6 30	0	0 Lv Guadalajara	Ar 5036	7 30													
			Th	8 20	612	381 Ar Mexico City	Lv 7349	6 15													

All PM time in Dark Faced figures.
 *-Daily.
 a-To and From S. P. Depot.
 Kms.-Kilometers. .6214 of a mile.
 M.T.-Mountain Standard Time.
 P.T.-Pacific Standard Time.
 C.T.-Central Standard Time.

GENERAL INFORMATION FOR OUR PATRONS



SPECIAL NOTICE—Due to necessity we are sometimes required to revise schedules on such short notice as to make it impractical to inform our patrons through new time table folders. The schedules and information shown herein are therefore subject to change without notice. Every reasonable effort is made to insure accuracy in these time tables and to maintain schedules shown. However, no responsibility is assumed for possible errors or for inconvenience or damage resulting from delayed trains or failure to make connections, such matters generally being due to conditions beyond our control.



TIME—Pacific Time is used on all Lines of the Southern Pacific except at Ogden, Utah, and between Yuma, Ariz., El Paso, Texas and Tucumcari, N. M., where Mountain Time is used and between Ysleta, Texas, and New Orleans, La., where Central Time is used. Time from 12:01 midnight to 12:00 noon (A. M. time) is shown in light faced figures; time from 12:01 noon to 12:00 midnight (P. M. time) is shown in dark faced figures.

SET YOUR WATCH—When change in time standards are indicated in station columns watches should be set ahead one hour on eastbound trip and one hour back on westbound trip.

DAYLIGHT SAVING TIME—All times shown in this folder are **Standard Times** unless otherwise noted.



TAX—The Federal Revenue Tax Act has placed a tax of 15% on cost of transportation including cost of reserved seats and berths in Pullman Sleepers, except that tax will not apply to amounts paid for transportation which do not exceed 35 cents nor amounts paid for commutation tickets for one month or less.



WHY NOT CHECK YOUR HAND BAGS ON TRAIN?—One or two bags usually are ample to meet all necessary requirements for the average passenger while traveling. Additional luggage may be handled under check in baggage service, without cost, which adds to the convenience and comfort of passengers enroute.



STATION PASSENGER AGENT—Southern Pacific has station passenger agents, in addition to the "Men in Grey", at its more important terminals to answer questions and assist with your transportation problems. Please feel free to avail yourself of their services.

BAGGAGE—To reduce chance of disappointment at destination because of delayed arrival of your personal baggage, it should be checked one day or more in advance. All baggage should be marked with your name and address.

Special baggage delivery service is operated between the larger cities under which baggage will be called for and checked direct to residence, hotel or business house at destination. Transfer company agents also collect baggage and checks on trains and deliver as you instruct. Transfer company will make their regular charge for these services.



TELEGRAPH SERVICE—For the convenience of our passengers, Western Union Telegraph service is available from many stations. If you wish, you may hand your message to train porter who will see that it is transmitted from the next station at which train stops.



On each adult first-class, or Trans-Continental Coach ticket 150 pounds of baggage not exceeding \$100.00 in value may be checked free. On each child's half fare ticket of either class 75 pounds of baggage not exceeding \$50.00 in value may be checked free. No single piece of baggage exceeding 300 pounds in weight or 72 inches in greatest measurement will be checked. Any excess weight or value will be charged for in accordance with tariff regulations.



TELEGRAPH RAILROAD TICKETS—Do you know you can arrange transportation for relatives or friends without the necessity of forwarding funds by mail or otherwise? Your nearest Southern Pacific agent will be glad to explain our prepaid order service which enables you to send transportation and a limited amount of cash by telegraph to most points in the United States, without additional cost.



Storage will be charged on each piece inbound or outbound, checked or not checked, remaining over 24 hours, such baggage being held at owner's risk.

Value up to \$2500.00 may be declared on baggage of any one passenger at cost of 15 cents for each additional \$100.00 or fraction thereof over that allowed on their ticket. Any single piece of baggage belonging to more than one passenger will be limited to \$2500.00.



TRAVELER'S CHEQUES—When you purchase your ticket it is possible to protect the funds you carry with you on your journey by changing your cash into American Express Travelers Cheques. The charge for these Cheques is only 75c for each \$100 purchased. If they should be lost or stolen before you have signed them the second time, the American Express refunds the amount involved.

BAGGAGE TO MEXICO is subject to inspection by Customs officers and should be forwarded at least 48 hours in advance. It may not be checked beyond the International Boundary Gateways; namely Nuevo Laredo, Tamp. Laredo, Tex.; Piedras Negras, Coach. Eagle Pass Tex.; Ciudad Juarez, Chihui, El Paso, Tex.; Naco, Ariz., and Nogales, Ariz.



STOPPING TRAINS ON FLAG—Where trains are scheduled to stop on flag, please give advance notice to agent or conductor so necessary arrangements may be made.

RED CAP BAGGAGE—A service charge of 15c per piece is made by this and most other railroads for handling hand baggage and other articles. This charge is collected by Red Cap porters at the time passengers offer their hand baggage or parcels for handling. Charge will apply each time service is performed. Liability for loss or damage will not exceed \$50 per hand trunk, suitcase or traveling bag and contents, nor more than \$10 for each box, bundle or package and contents.



LOST ARTICLES—Application for articles lost on trains or in stations should be made to any Agent, or to the General Baggage Agent at San Francisco, Calif., or to General Passenger Offices at Portland, Ore., Oakland, Calif., Los Angeles, Calif., Phoenix, Ariz., El Paso, Texas, Houston, Texas, or New Orleans, La. Articles found in Pullman cars are returned to that Company and report of loss should be made direct to the Pullman Company.

HAND BAGGAGE BETWEEN TRAINS—To relieve you of your hand baggage during your stay between trains, arrangements have been made whereby:



CHILDREN'S FARES—Children under five years of age when accompanied by parent or guardian ride free; five years of age and under twelve, half fare; twelve years of age or over, full fare.

At **SAN FRANCISCO** or **OAKLAND PIER** hand baggage to be transferred to outgoing Station may be turned over to Red Cap Porter at receiving Station, who will ascertain your sleeping car space on outgoing train at crosstown Station and forward baggage by Union Transfer Company to Stationmaster, outgoing Station, for placing in proper outbound space. Total charge including transfer is 40c for each piece. Passengers arriving and departing from the same station later the same day may also have their hand baggage placed in their outbound space at a charge of 45c per piece.

LOST TICKETS—If you lose your railroad or Pullman ticket please notify conductor or the nearest ticket agent. Cash fare should be paid on train or another ticket purchased via same route, taking RECEIPT in either case. Receipt and details of the loss of original ticket, including ticket envelope, passenger's check or any item that will serve to identify lost ticket, should be given to agent or forwarded to General Passenger Office of the railroad from which you bought the original ticket. You will be advised promptly regarding refund.

Passengers using coach accommodations from outgoing Station, upon payment of 50c for each piece, which includes Transfer Company charge plus 15c parcel checking charge for the first 24 hours, may under this arrangement send their hand baggage to baggage-room of outgoing Station where it may be claimed by presenting parcel claim check received from Red Cap Porter of incoming Station.



ADJUSTMENT OF FARES—In the event of any misunderstanding with conductor as to proper fare or ticket privileges, please pay fare requested, take receipt and refer matter for investigation to the General Passenger Office of the railroad from which you purchased the ticket. Conductors have no discretionary power in such matters, and are governed by rules which they are not authorized to change.

At **LOS ANGELES, HOUSTON** and **NEW ORLEANS UNION STATION**, providing you hold Pullman, parlor car or reserved seat car reservations on an outbound train, you may arrange for transfer of your hand baggage to your outbound space under one of the following plans. Charges on each piece: Los Angeles, (see below); New Orleans, 15c; Houston, 25c.



REDEMPTION OF TICKETS—Unused or partly used tickets of this company's issue will be redeemed to original purchaser at the difference between the amount paid and cost of service performed.

1. If your outbound train leaves within one hour after your arrival in Los Angeles, Red Cap porters meeting your train will check your hand baggage upon detrainment and transfer it to your space on the outbound train, charge 15c per piece.

2. If your outbound train leaves later than one hour after your arrival in Los Angeles, your hand baggage will be taken by the Red Cap porter to the taxi stand in the station. From that point you may go with him to the Parcel Check Room, where new checks will be issued. Later that day your hand baggage will be placed in your space on the outbound train without further action on your part. Charge, 30c per piece.



AIR-CONDITIONED TRAINS—Air-conditioned cars are operated in regular sections of trains as indicated in these time tables. However, it is necessary to include non-air-conditioned cars in the consist of regular trains as well as extra trains, at times of unusual volume of traffic or in the case of emergencies.

At **NEW ORLEANS** (Except as above) and **CHICAGO** hand baggage may be turned over to the New Orleans Transfer Company (at New Orleans) and the Parmelee Transfer Company (at Chicago) securing their parcel claim check for same. Baggage will then be handled to parcel room at the outbound station where you may later claim baggage by presenting parcel claim check received from the Transfer Company and upon payment of 15c for each piece, to cover parcel room charge for the first 24 hours. If your connecting train at Chicago departs less than three hours after your arrival, it is advisable to take your hand luggage with you rather than check it as described here.



PULLMAN SLEEPING CAR RATES—NOT FOR SELLING PURPOSES (15% Federal Tax Not Included)
Following are current continuous trip fares PUBLISHED FOR INFORMATION PURPOSES ONLY and are subject to change without notice.

LOWER STANDARD PULLMAN RATES

BETWEEN	San Francisco, Cal.	Los Angeles, Cal.	San Diego, Cal.	Phoenix, Ariz.	Tucson, Ariz.	El Paso, Tex.	San Antonio, Tex.	Houston, Tex.	New Orleans, La.	φReno, Nev.	Portland, Ore. (Via Calif.)
Atlanta Ga.	\$23.30	\$21.70	\$21.70	\$18.70	\$17.55	\$14.80	\$11.55	\$8.90	\$ 5.80	\$23.30	○
Baltimore Md.	27.30	27.30	27.30	23.90	23.00	20.15	16.60	14.50	11.55	26.30	○
Birmingham Ala.	21.00	21.00	21.00	18.10	16.95	14.10	9.95	7.60	4.05	21.00	○
Boston Mass.	29.60	29.60	29.60	27.30	24.95	22.60	20.15	18.45	15.70	29.25	○
Buffalo N. Y.	25.65	25.65	25.65	23.30	21.00	19.00	16.60	15.70	12.80	23.90	○
Chicago Ill.	21.00	21.00	21.00	19.00	16.60	14.50	12.80	11.95	9.95	19.30	○
Cincinnati Ohio	23.30	23.30	23.30	19.85	19.00	16.05	12.80	11.95	8.90	23.30	○
Cleveland Ohio	23.90	23.90	23.90	21.70	19.60	17.55	15.40	14.10	11.55	22.30	○
Dallas Tex.	17.55	15.40	15.40	11.55	10.25	7.60	4.05	4.05	6.55	21.60	\$23.00
Denver Colo.	15.40	15.40	15.40	12.80	12.80	9.95	12.25	11.55	13.80	12.80	○
Detroit Mich.	23.90	23.90	23.90	20.65	19.60	16.60	14.50	13.50	11.55	23.35	○
El Paso Tex.	12.25	8.90	8.90	5.80	4.05		6.90	8.90	12.25		18.70
Fresno Cal.	4.05	4.05		8.30	8.65	11.95	16.60	17.55	19.00	4.70	10.25
Houston Tex.	17.55	16.60	16.60	13.50	12.25	8.90	4.05		4.05	21.60	23.30
Indianapolis Ind.	22.60	22.60	22.60	19.60	18.45	15.40	12.80	11.95	8.90	22.60	○
Jacksonville Fla.	23.90	23.90	23.90	22.60	21.05	17.55	12.25	9.95	6.55	23.90	○
Kansas City Mo.	18.10	18.10	18.10	15.40	13.80	10.65	8.90	8.90	8.90	17.25	○
Los Angeles Cal.	4.70			5.50	6.15	8.90	14.50	16.60	19.00	7.60	11.95
Memphis Tenn.	19.60	19.60	19.60	16.60	15.40	12.25	8.30	7.60	4.70	19.60	○
Mexico City Mex.	22.14	18.79	18.79	15.69	13.94	9.89	13.94	14.59	18.19	26.19	28.59
Minneapolis Minn.	21.00	21.00	21.00	19.60	17.55	15.40	13.80	13.80	12.60	19.00	○
New Orleans La.	19.00	19.00	19.00	16.05	14.50	12.25	6.55	4.05		23.05	25.25
New York N. Y.	28.90	28.90	28.90	25.95	23.90	21.70	19.00	16.60	13.80	26.95	○
Ogden Utah	8.90	11.95				15.40	17.55	16.60	19.00	6.55	14.50
Oklahoma City Okla.	17.55	16.05	16.60	12.60	10.95	8.30	6.55	5.80	8.65		○
Omaha Neb.	18.10	18.10	18.10	16.60	15.40	12.60	11.55	10.65	11.95	16.05	○
Philadelphia Pa.	27.95	27.95	27.95	25.25	23.30	21.00	18.10	16.05	12.80	26.30	○
Phoenix Ariz.	8.90	5.50	5.50		3.50	5.80	11.55	13.50	16.05	12.95	15.70
Pittsburgh Pa.	24.95	24.95	24.95	22.30	20.15	18.10	16.05	14.50	11.55	23.00	○
Portland Ore.	8.30	11.95		15.70	16.60	18.70	23.00	23.30	25.25	9.60	○
Sacramento Cal.		4.70		8.90	9.95	12.25	16.60	17.55	19.00	4.05	8.00
San Antonio Tex.	16.60	14.50	14.50	11.55	9.95	6.90		4.05	6.55	20.65	23.00
San Diego Cal.				5.50	6.15	8.90	14.50	16.60	19.00		○
San Francisco Cal.		4.70		8.90	9.95	12.25	16.60	17.55	19.00	4.05	8.30
Seattle Wash.	9.95	13.50		17.25	18.10	18.70	23.00	23.30	25.25	10.95	4.05
St. Louis Mo.	20.15	20.15	20.15	17.25	16.05	12.80	10.65	9.60	8.00	19.30	○
Tacoma Wash.	9.60	12.80		16.60	17.55	18.70	23.00	23.30	25.25	10.65	4.05
Tucson Ariz.	9.95	6.15	6.15	3.50		4.05	9.95	12.25	14.50	14.00	16.60
Washington D. C.	27.30	27.30	27.30	23.90	23.00	20.15	16.60	14.50	11.55	26.30	○

TO FIGURE RATES ON OTHER PULLMAN ACCOMMODATIONS:
Find lower berth rate in this table and apply to table on next page.

○ Pullman rates via California must be constructed by use of combination fares according to route. Consult ticket Agent.

♦ Do NOT apply Mexico City lower berth rate to Table for

determining cost of room accommodations. For Com-
partment and Drawing Room rates to Mexico City, con-
sult Ticket Agent.

φ To points east of Chicago or St. Louis where exact amount
of lower berth rates shown in this Column do not appear

on Pullman Table, cost of superior accommodations must
be determined by use of combination rates to and from
Chicago or St. Louis. Consult Ticket Agent.

⚡ Does not apply via Chicago.

NEW YORK AND CHICAGO TICKET OFFICES

SOUTHERN PACIFIC ticket offices, centrally located in New York and Chicago, are at the service of our friends and customers.

Here tickets may be bought or validated and Pullman reservations made. Here, too, are facilities for writing and telephoning. You will find these offices convenient places to meet your friends.

NEW YORK OFFICE: 630 Fifth Avenue, Room 210, Rockefeller Center. Phone Circle 6-4302.

CHICAGO OFFICE: 77 East Jackson Blvd. 310 South Michigan Ave. Phone Webster 9-2244.

TABLE FOR COMPUTING VARIOUS TYPE PULLMAN
ACCOMMODATIONS
(15% Federal Tax Not Included)

STANDARD PULLMAN RATES

Where Lower Berth is	Upper Berth	Roomette		Bedroom		Compartment	Drawing Room
		For One Person	For One Person	For Two Persons	For Two or More Persons	For Two or More Persons	
\$ 4.05	\$ 3.00	\$ 5.60	\$ 7.65	\$ 8.85	\$11.05	\$15.30	
4.35	3.35	6.10	8.30	9.60	12.55	16.60	
4.70	3.55	6.60	8.95	10.35	13.30	17.90	
5.10	3.90	7.15	9.70	11.25	14.80	19.40	
5.50	4.15	7.65	10.45	12.15	15.45	20.90	
5.80	4.45	8.20	11.05	12.75	16.25	22.10	
6.15	4.70	8.65	11.65	13.50	17.70	23.30	
6.55	4.95	9.15	12.50	14.45	18.40	25.00	
6.90	5.30	9.65	13.10	15.20	19.85	26.20	
7.20	5.50	10.10	13.70	15.80	20.55	27.40	
7.60	5.75	10.60	14.45	16.70	21.15	28.90	
8.00	6.05	11.10	15.20	17.60	22.55	30.40	
8.30	6.25	11.55	15.75	18.25	23.25	31.50	
8.65	6.55	12.00	16.40	19.00	24.60	32.80	
8.90	6.80	12.50	16.95	19.60	25.20	33.90	
9.30	7.00	12.95	17.70	20.45	25.90	35.40	
9.60	7.30	13.50	18.25	21.10	27.25	36.50	
9.95	7.55	13.90	18.90	21.90	27.85	37.80	
10.25	7.80	14.40	19.45	22.55	29.20	38.90	
10.65	8.05	14.90	20.25	23.40	29.95	40.50	
10.95	8.30	15.35	20.75	24.05	30.55	41.50	
11.25	8.55	15.75	21.40	24.80	31.90	42.80	
11.55	8.80	16.25	21.95	25.40	32.55	43.90	
11.95	9.10	16.70	22.70	26.35	33.85	45.40	
12.25	9.30	17.10	23.30	26.95	34.45	46.60	
12.60	9.55	17.60	23.90	27.70	35.10	47.80	
12.80	9.85	18.00	24.40	28.25	36.40	48.80	
13.25	10.00	18.45	25.15	29.10	36.95	50.30	
13.50	10.30	18.90	25.70	29.75	38.30	51.40	
13.80	10.50	19.30	26.20	30.35	38.85	52.40	
14.10	10.75	19.70	26.80	31.00	39.45	53.60	
14.50	11.00	20.25	27.55	31.85	40.75	55.10	
14.80	11.20	20.65	28.05	32.50	41.40	56.10	
15.05	11.50	21.10	28.65	33.10	42.70	57.30	
15.40	11.75	21.55	29.25	33.95	43.30	58.50	
15.70	11.90	21.95	29.85	34.55	43.95	59.70	
16.05	12.20	22.45	30.50	35.30	45.20	61.00	
16.35	12.40	22.85	31.05	35.95	45.70	62.10	
16.60	12.65	23.30	31.55	36.55	47.00	63.10	
16.95	12.90	23.75	32.25	37.30	47.60	64.50	
17.25	13.10	24.10	32.80	37.95	48.15	65.60	
17.55	13.35	24.50	33.35	38.60	49.40	66.70	
17.85	13.55	25.00	33.85	39.20	49.95	67.70	
18.10	13.80	25.35	34.45	39.85	51.25	68.90	
18.45	14.05	25.75	35.10	40.60	51.75	70.20	
18.70	14.20	26.20	35.55	41.10	52.35	71.10	
19.00	14.50	26.60	36.05	41.75	53.55	72.10	
19.30	14.65	26.95	36.70	42.50	54.05	73.40	
19.60	14.95	27.45	37.25	43.15	55.30	74.50	
19.85	15.10	27.85	37.70	43.65	55.90	75.40	
20.15	15.35	28.25	38.25	44.30	56.40	76.50	
20.35	15.45	28.40	38.70	44.80	57.15	77.40	
20.65	15.70	28.85	39.20	45.45	57.85	78.40	
21.00	16.00	29.40	39.90	46.15	59.15	79.80	
21.30	16.20	29.85	40.40	46.80	59.80	80.80	
21.70	16.45	30.25	41.15	47.65	60.50	82.30	
21.95	16.75	30.75	41.75	48.30	61.80	83.50	
22.30	16.95	31.20	42.40	49.10	62.45	84.80	
22.60	17.25	31.65	42.95	49.75	63.75	85.90	
23.00	17.50	32.15	43.70	50.60	64.45	87.40	
23.30	17.70	32.60	44.30	51.25	65.10	88.60	
23.65	18.00	33.05	44.90	52.00	66.40	89.50	
23.90	18.25	33.50	45.45	52.60	67.15	90.90	
24.30	18.50	34.00	46.25	53.55	68.50	92.50	
24.60	18.75	34.45	46.75	54.15	69.10	93.50	
24.95	19.00	34.95	47.45	54.90	69.80	94.90	
25.25	19.25	35.35	47.95	55.55	71.15	95.90	
25.65	19.50	35.80	48.70	56.40	71.75	97.40	
25.95	19.80	36.35	49.30	57.05	73.10	98.60	
26.30	20.00	36.80	49.90	57.80	73.75	99.80	
26.55	20.25	37.20	50.50	58.40	74.40	101.00	
26.95	20.55	37.70	51.25	59.35	75.75	102.50	
27.30	20.75	38.20	51.90	60.10	76.40	103.80	
27.60	21.05	38.70	52.45	60.70	77.75	104.90	
27.95	21.30	39.10	53.05	61.45	78.35	106.10	
28.30	21.50	39.55	53.75	62.20	79.05	107.50	
28.65	21.80	40.10	54.40	63.00	80.45	108.80	
28.90	22.00	40.50	54.95	63.65	81.10	109.90	
29.25	22.30	40.95	55.60	64.40	82.40	111.20	
29.60	22.55	41.45	56.30	65.15	83.10	112.60	

SOUTHERN PACIFIC

City Ticket Offices

BEAUMONT, TEX. Pearl and Crockett Sts. (Phone 4-5621) CLAUDE V. BLANKENSHIP.....City Passenger and Ticket Agent
BERKELEY 4, CAL. 136-137 Berkeley Square (Phone Templebar 2-2121) L. G. WISE.....City Ticket Agent
BEVERLY HILLS, CAL. 499 N. Canon Dr. (Phone Crestview 1-8144) M. W. TERRY.....City Ticket Agent
CHICAGO 4, ILL. 77 East Jackson Blvd., 310 So. Michigan Ave. (Phone Webster 9-2244) C. W. PEASE.....City Passenger and Ticket Agent
DALLAS 1, TEX. Adolphus Hotel Arcade, Main St. Entrance (Phone Randolph 8611) FURMAN MOORE.....City Passenger and Ticket Agent
EL PASO, TEX. 416 N. Stanton St. (Phone 2-7711) C. H. SCHUMACHER.....City Passenger and Ticket Agent
GALVESTON, TEX. 2022 Market St. (Phone 3-4611) C. E. BLAKEMAN.....City Passenger and Ticket Agent
GLENDALE 3, CAL. 106 N. Brand Blvd. (Phone Citrus 1-5166) M. S. STEWART.....City Passenger and Ticket Agent
HOLLYWOOD, CAL. 6553 Hollywood Blvd. (Phone Michigan 6161) R. A. SANDELL.....City Ticket Agent
HOUSTON, TEX. 913 Texas Ave. (Phone Capitol 1121) B. A. HENNESSY.....City Ticket Agent
HUNTINGTON PARK, CAL. 2627 East Saturn Ave. (Phone Jefferson 1146) C. S. PETERSON.....City Ticket Agent
LAKE CHARLES, LA. Majestic Hotel Bldg. (Phones 63605-06-07) Miss L. M. HAWKINS.....City Ticket Agent
LONG BEACH 2, CAL. 140 West Ocean Blvd. (Phone 72991) WALTER L. GABRIEL.....City Ticket Agent
LOS ANGELES 14, CAL. (Phone Michigan 6161) H. N. WAUGH, 212 West Seventh St.....City Ticket Agent
NEW ORLEANS, LA. 201 St. Charles Ave. (Phone Magnolia 4411) B. D. FOWLER.....City Ticket Agent
NEW YORK, 20, N. Y.630 Fifth Ave., Room 210. (Phone Circle 6-4302) J. N. SULLIVAN.....Ticket Agent
OAKLAND 12, CAL. 474 - 13th St. (Templebar 2-2121) A. CHRISTENSEN.....City Ticket Agent
PALM SPRINGS, CAL. 247 No. Palm Canyon Dr. (Phone 2235) C. W. MCGANN.....Traveling Passenger Agent
PASADENA 1, CAL. 148 E. Colorado (Phone Sycamore 3-1164) E. J. MENARD.....City Ticket Agent
PHOENIX, ARIZ. 114 No. Central Ave. (Phone 2-1771) HENRY MOORE.....City Passenger and Ticket Agent
PORTLAND 4, ORE. 802 S. W. Sixth Ave. (Phone Atwater 8181) A. N. BRYANT.....City Passenger and Ticket Agent E. T. Hogan.....Asst. City Ticket Agent
SALT LAKE CITY, UTAH 14 So. Main St. (Phone 3-2601) LOLA I. FRY.....City Ticket Agent
SAN ANTONIO 5, TEX. 316 N. St. Mary's St. (Phone Garfield 3271) M. R. MONTGOMERY.....City Ticket Agent
SAN DIEGO 1, CAL. 137 Broadway. (Phone Main 7111) H. KEFEL.....City Ticket Agent
SAN FRANCISCO, CAL. 65 Geary St. (Phone Douglas 2-1212) W. A. CARR.....City Ticket Agent
SAN PEDRO, CAL. 711 South Pacific Ave. (Phone Terminal 2-6414) H. SHOOPMAN.....City Ticket Agent
SANTA MONICA, CAL. 201 Santa Monica Blvd. (Phone EXbrook 50-958) J. R. LORD.....City Ticket Agent
SEATTLE 1, WASH. Room 218 Vance Bldg., 3rd and Union Sts. (Phone Elliott 4357) S. G. WILKINSON.....City Ticket Agent
SHREVEPORT 24, LA. 402 Market St. (Phone 2-7381) R. L. DOBBINS.....City Passenger and Ticket Agent
VALLEJO, CAL. 401 York St. (Phone Vallejo 3-7643) A. F. NORTON.....City Ticket Agent

SOUTHERN PACIFIC REPRESENTATIVES

GENERAL OFFICES SOUTHERN PACIFIC LINES

SAN FRANCISCO, 5, CALIFORNIA..... Southern Pacific Building
HOUSTON, 1, TEXAS, 913 Franklin Ave. Southern Pacific Building
EL PASO, TEXAS..... Southern Pacific Building
PHOENIX, ARIZONA..... 728 Security Building

NEW YORK CITY, 6, NEW YORK..... 165 Broadway
NEW ORLEANS, 11, LOUISIANA.....
Pan-American Bldg., 610 Poydras St.
LOS ANGELES, 14, CALIFORNIA..... Pacific Electric Building

CHICAGO, 4, ILLINOIS..... (Room 1820) 310 South Michigan Ave.
OAKLAND, 12, CALIFORNIA..... 600 Tribune Tower
PORTLAND, 4, OREGON..... Pacific Building

General Officers

CLAUDE E. PETERSON, Vice-President, System Passenger Traffic.....
W. W. HALE, Vice-President, System Freight Traffic.....
San Francisco, 5, Calif. and Houston, 1, Tex.

Eastern Traffic Officers

C. T. COLLETT, General Traffic Manager..... Chicago, 4, Ill.
Midwest Territory—
C. O. OLSEN, Passenger Traffic Manager..... Chicago, 4, Ill.
WM. F. COYNE, Assistant to Passenger Traffic Manager..... Chicago, 4, Ill.
C. M. BIGGS, Freight Traffic Manager..... Chicago, 4, Ill.
H. F. STARKE, General Western Freight Agent..... Chicago, 4, Ill.

Eastern Territory—
C. O. OLSEN, Passenger Traffic Manager..... Chicago, 4, Ill.
J. H. DESHEROW, Passenger Traffic Manager..... New York, 20, N. Y.
L. A. BROCKWELL, Freight Traffic Manager..... New York, 6, N. Y.
P. E. CARNECK, General Eastern Freight Agent..... New York, 8, N. Y.

Traffic Department—Texas-Louisiana Lines

H. H. GRAY, Passenger Traffic Manager..... Houston, 1, Tex.
A. P. HARDY, Assistant Passenger Traffic Manager..... Houston, 1, Tex.
A. C. ZIEGAN, General Pass. Agent (Eastern District)..... New Orleans, 11, La.
F. V. SCHAUB, Asst. Gen. Pass. Agt. (Eastern Dist.)..... New Orleans, 12, La.
J. E. BLEDSOE, General Passenger Agent (Western District)..... El Paso, Tex.
SAM H. MILBY, General Baggage, Mail and Express Agent..... Houston, 1, Tex.
G. A. CAMERON, Manager, Dining Car Service..... Houston, 1, Tex.
F. L. GORDON, Freight Traffic Manager..... Houston, 1, Tex.
J. L. FIELDING, Assistant Freight Traffic Manager..... Houston, 1, Tex.
JOS. SPEAR, Assistant Freight Traffic Manager..... Houston, 1, Tex.
C. W. WATERMAN, General Freight Agent—(Rates)..... Houston, 1, Tex.
R. A. COOPER, General Freight Agent (Central District)..... Houston, 1, Tex.
WILLS J. CARTER, Foreign Freight Agent..... Houston, 1, Tex.
A. R. BUCKLES, General Agent—Merchandise Traffic..... Houston, 1, Tex.
A. E. MELLY, Industrial Commissioner..... Houston, 1, Tex.
FELIX D'ABADIE, Agricultural Agent..... Houston, 1, Tex.
W. T. SARRAN, Livestock Agent..... San Antonio, 5, Tex.
W. H. STAKELUM, General Freight Agent (Eastern District)..... New Orleans, 11, La.
L. C. BOUGHARD, General Freight Agent (Northern District)..... Dallas, 1, Tex.
F. D. BUNSEN, General Freight Agent..... El Paso, Tex.

Traffic Department—Pacific Lines

CLAUDE E. PETERSON, Vice-Pres., System Pass. Traffic..... San Francisco, 5, Calif.
R. M. GILMORE, Asst. to Vice-Pres., System Pass. Traffic San Francisco, 5, Calif.
J. M. VONAU JR., Asst. to Vice-Pres., System Pass. Traffic..... San Francisco, 5, Calif.
E. F. PHILBRICK, Special Assistant, System Pass. Traffic San Francisco, 5, Calif.
B. S. QUAYLE, Special Assistant..... San Francisco, 5, Calif.
F. G. TREDWAY, General Advertising Manager..... San Francisco, 5, Calif.
C. Q. SHEFFIELD, General Baggage Agent..... San Francisco, 5, Calif.
M. I. GOLDSMITH, Mail and Express Traffic Manager..... San Francisco, 5, Calif.
Northern District—
J. H. PRUETT, Jr., General Passenger Agent..... Portland, 4, Ore.
Central District—
F. E. WATSON, General Passenger Agent..... Oakland, 12, Calif.
San Francisco District—
T. LOUIS CHESSE, General Passenger Agent..... San Francisco, 5, Calif.
Southern District—
GEO. B. HANSON, Passenger Traffic Manager..... Los Angeles, 14, Calif.
Arizona District—
L. H. TRIMBLE, General Passenger Agent..... Phoenix, Ariz.
New Mexico District—
J. E. BLEDSOE, General Passenger Agent..... El Paso, Tex.

W. W. HALE, Vice-President, System Freight Traffic..... San Francisco, 5, Calif.
W. G. PEOPLES, Asst. Vice-Pres., System Freight Traffic..... San Francisco, 5, Calif.
R. A. HOUCK, Asst. to V. P. System Freight Traffic..... San Francisco, 5, Calif.
H. W. KLEIN, Freight Traffic Manager..... San Francisco, 5, Calif.
In Charge of Rates and Divisions
C. D. LAFRETTY, General Industrial Agent..... San Francisco, 5, Calif.
H. E. MCNAUGHT, Manager Perishable Freight Traffic..... San Francisco, 5, Calif.
R. F. ROBINSON, Manager—Merchandise Traffic..... San Francisco, 5, Calif.
W. W. HAZELRIGG, General Agent—Merchandise Traffic..... San Francisco, 5, Calif.

Central District—
P. P. DOUGHERTY, Freight Traffic Manager..... San Francisco, 5, Calif.
M. T. ABSTIN, Foreign Freight Agent..... San Francisco, 5, Calif.

Northern District—
F. C. NELSON, Freight Traffic Manager..... Portland, 4, Ore.

Southern District—
V. F. FRIZZELL, Freight Traffic Manager..... Los Angeles, 14, Calif.
V. L. ABENTH, General Freight Agent..... Los Angeles, 14, Calif.
G. A. ERICKSON, Asst. General Industrial Agent..... Los Angeles, 14, Calif.

Arizona District—
L. H. TRIMBLE, General Freight Agent..... Phoenix, Ariz.

New Mexico District—
F. D. BUNSEN, General Freight Agent..... El Paso, Tex.

Other Departments

J. H. GRIDLEY, Manager... Dining Car Department..... San Francisco, 5, Calif.
OSCAR INGELS, Manager... Bureau of News..... San Francisco, 5, Calif.

General Agencies—Traffic Department

AMARILLO, TEX. 710 Barfield Bldg. (Phone 4651):
E. M. VERNON..... General Agent
ATLANTA, 3, GA. 314 Volunteer Bldg. (Phone Walnut 4889):
T. G. BURGESS, General Agent..... I. G. STEPHENS, District Passenger Agent
BIRMINGHAM, 3, ALA. 501-6 Empire Bldg., 1928 First Ave., No. (Phone 3-6244):
D. H. SWANN..... General Agent
BOSTON, 8, MASS. 294 Washington Street. (Phone Liberty 2-9244):
T. J. LUCEY..... General Agent
F. J. MAGUIRE, Dist. Pass. Agent

BUFFALO, 3, N. Y. 297 Main Street. (Phone CLeveland 4668):
T. B. BRENNAN..... General Agent
BUTTE, MONT. P. O. Box 1988. C. A. HARTLEY..... Traveling Agent
CHATTANOOGA, 2, TENN. 1012 James Building. (Phone 6-0366):
W. H. STEEN..... Traveling Freight and Passenger Agent
CHICAGO, 4, ILL. 77 East Jackson Boulevard. (Phone Webster 9-2244):
C. E. DARRKS..... General Agent Passenger Dept.
H. J. RICHARDSON..... Assistant General Agent

CHICAGO, 4, ILL. Room 1830, 310 South Michigan Ave.
J. J. KANE..... (Phone Webster 9-2244): General Agent Freight Dept.
CINCINNATI, 2, O. 408 Traction Bldg. (Phone MAIN 1602-1603):
GEO. L. HALENKAMP, General Agent..... EVERETT L. SMITH, Dist. Pass. Agent
CLEVELAND, 13, O. 1130 Terminal Tower Bldg. (Phone MAIN 1-3412):
HARRY REYBURN, General Agent..... O. E. STAHLBERG, Dist. Pass. Agent

DENVER, 2, COLO. 808-9 Patterson Bldg. (Phone Keystone 6146-6147):
D. R. OWEN..... General Agent
DETROIT, 2, MICH. 205-7 Mafestic Bldg. (Phones Woodward 1-6694-95-96):
ROBERT McDOWELL, General Agent..... P. T. KOCHER, Dist. Pass. Agent
INDIANAPOLIS, 4, IND. 11 South Meridian St. (Phone Market 4509):
JOHN L. JEFFRIES..... General Agent
JACKSONVILLE, 2, FLA. 1217 Graham Building. (Phone 5-9359):
J. T. HILL..... District Freight and Passenger Agent

KANSAS CITY, 6, MO. 802-5 Waldheim Bldg., 6 East 11th St.
(Phone Victor 7590):
C. G. MENGEL, General Agent..... L. J. POWERS, Dist. Pass. Agent
LOUISVILLE, 2, KY. 296 Starks Bldg. (Phone Jackson 1161):
CLIFFORD P. HAERL..... District Freight and Passenger Agent
MEMPHIS, 3, TENN. 725-9 Exchange Bldg. 130 Madison Ave.
(Phones 5-7447—5-7448):

C. A. BEVIS..... General Agent
MINNEAPOLIS, 2, MINN. Room 2030-35, Rand Tower. (Phone MAIN 2524)
E. H. GEIGER..... General Agent
NEW YORK, 20, N. Y. 630 Fifth Ave., Room 212 (Phone Circle 6-4302):
GEORGE V. MCART..... General Agent Passenger Dept.
JOEL NEWMAN..... Assistant General Agent

NEW YORK, 6, N. Y. 165 Broadway, Room 2100. (Phone Cortland 7-4800):
F. M. LALLY..... General Agent Freight Dept.
OKLAHOMA CITY, 2, OKLA., 119 No. Robinson St., Room 924. (Phone 3-8970):
J. H. MCCAULEY..... General Agent

PHILADELPHIA, 2, PA. 111 South Fifteenth St. (Phone Rittenhouse 6-7477):
G. E. MACCUBBIN, General Agent..... C. W. GEUTHER, Dist. Pass. Agent
PITTSBURGH, 19, PA. 1215 Gulf Building. (Phones Atlantic 1-1467-68):
J. E. BOLIN, General Agent..... C. O. POWELL, District Passenger Agent

ST. LOUIS, 2, MO. 408 Pine Street. (Phones Chestnut 7745, 7746):
A. K. SWANN, General Agent..... GEORGE M. BATTY, District Passenger Agent
SALT LAKE CITY, 1, UTAH. 14 South Main St. (Phone 3-2601):
O. V. GIBSON..... General Agent

SAN DIEGO, 1, CAL. 224 Spreckels Bldg., 121 Broadway. (Phone Main 7111):
T. FIELDING..... District Freight and Passenger Agent
SEATTLE, 1, WASH. Room 218 Vance Bldg., 3rd and Union Streets.
(Phone Elliott 4357):
C. G. ALTON..... General Agent Passenger Dept.
B. D. VAN COURT, 1411 Fourth Ave. Bldg..... General Agent Freight Dept.

SPOKANE, 1, WASH. 1129 Old National Bank Building (Phone Riverside 1826):
T. J. MCCARRY..... General Agent
TACOMA, 1, WASH. P. O. Box 1313:
R. A. DEMARAIS..... Traveling Passenger Agent

TULSA, 3, OKLA. Room 340, Kennedy Bldg., 4th and Boston Sts. (Phone 47365):
JOHN REID..... District Freight and Passenger Agent
TWIN FALLS, IDA. P. O. Box 59 (Phone 427W):
C. S. MATHER, Jr..... Traveling Freight and Passenger Agent

WASHINGTON, 5, D. C. 1501 H Street, Suite 220. (Phone Executive 1125):
P. R. CONAGHAN, General Agent..... H. F. BROWN, Dist. Pass. Agent
WINSTON-SALEM, 3, N. C. 411 Reynolds Bldg. (Phone 8032):
C. S. HARRIMAN..... General Agent

Foreign Agencies—Traffic Department

GUADALAJARA, MEX.
L. G. HOPE..... Vice President, Traffic
MEXICO CITY, MEX. Edificio Paris, Avenida 5 de Mayo 32:
F. W. STARK, Traffic Manager..... J. PARDO VALINA, General Agent
MONTERREY, MEX. Calle de Morelos 439 Ote. (Pasaje Reñera):
ALFONSO MARQUEZ..... General Agent for Northern Mexico
VANCOUVER, B. C. 619 Howe Street:
K. B. CURRIE..... Canadian General Agent

TRAFFIC REPRESENTATIVES (ON LINE)

- ALEXANDRIA, 5, LA. Second and Casson Sts. (Phone 7581):
S. E. NARROW..... District Frt. and Pass. Agent
- AUSTIN, 22, TEX. 301 Congress Avenue (Phone 6-4301):
B. B. LACEY..... District Frt. and Pass. Agent
- BAKERSFIELD, CAL. 800 Baker St. (Phone 4-6461):
G. N. SHACKELFORD..... Traveling Passenger Agent
C. E. WYKES, Haberfelde Bldg., 1414-17th St..... District Freight Agent
- BEAUMONT, TEX. Pearl and Crockett Sts. (Phone 4-5621):
J. R. MCINTYRE..... District Passenger Agent
E. L. BOURG..... District Freight Agent
- BERKELEY, 4, CAL. 136-137 Berkeley Square (Phone TEmplebar 2-2121):
KENNETH E. GOY..... Traveling Passenger Agent
- COLTON, CAL. S. P. Station. Phone { Colton 1120
Riverside 6993
San Bernardino 5167
H. H. HUBER..... Traveling Passenger Agent
- CORPUS CHRISTI, TEX. Belden and North Broadway (Phone 2-7404):
W. E. BROWN..... District Frt. and Pass. Agent
- DALLAS, 1, TEX. Adolphus Hotel Arcade, Main Street Entrance
(Phone Randolph 8611):
B. H. TANNER..... District Passenger Agent
E. J. SCHAFER, 2300 Canton Street..... District Freight Agent
- EL CENTRO, CAL. S. P. Sta.—Main bet. 3rd & Broadway (Phone 1580):
F. E. WHITCHER..... District Frt. and Pass. Agent
- ELKO, NEV. 384 Railroad St. (Phone 44):
R. C. MILLS..... Traveling Frt. and Pass. Agent
- EL PASO, TEX. 416 N. Stanton St. (Phone 2-7711):
Wm. SUTHERLAND..... District Passenger Agent
- EUGENE, ORE. (Phone 4-1441):
H. FEE, U. S. Natl. Bank Bldg..... District Freight Agent
R. H. HUNT (Pass. Station)..... Traveling Passenger Agent
- FORT WORTH, 2, TEX. 410-414 Century Bldg. 108 West Eighth St.
C. S. ELLIOT (Phone FAnnin 9151):..... District Freight Agent
J. D. SMITH..... Traveling Passenger Agent
- FRESNO, 1, CAL. Pass. Station, H and Mariposa Sts. (Phone 3-2241):
W. T. PLUMMER..... District Passenger Agent
C. E. WARD..... District Freight Agent
- GALVESTON, TEX. 2022 Market St. (Phone 3-4611):
M. J. HENRY..... District Frt. and Pass. Agent
- GLENDALE, 3, CAL. 106 North Brand Blvd. (Phone Citrus 1-5166):
A. J. HOWARD..... District Passenger Agent
- HARLINGEN, TEX. 122 West Jefferson St. (Phone 565):
E. A. MCELVANY..... District Passenger Agent
R. E. JOHNSON..... District Freight Agent
- HAYWARD, CAL. S. P. Station, 25 "A" St. (Phone LUcerne 1-6011):
N. TOOKER..... Traveling Passenger Agent
- HOUSTON, 1, TEX. (Phone CApitol 1121):
H. A. SHIVER, 913 Texas Ave..... District Passenger Agent
ALLEN FOX..... Station Passenger Agent
J. H. TATE (S. P. Bldg., 913 Franklin Ave.)..... District Freight Agent
- KLAMATH FALLS, ORE. Underwood Bldg., 7th and Main Sts. (Ph. 2-2501):
G. A. MORGAN..... District Frt. and Pass. Agent
- LAKE CHARLES, LA. Majestic Hotel Bldg. (Phones 63605-63606-63607):
H. L. DAUGHENBAUGH..... District Frt. and Pass. Agent
- LONG BEACH, 2, CAL. 132 West Ocean Blvd. (Phone 72991):
L. OVERMAN..... District Passenger Agent
C. F. SMUHR, 156 West Ocean Blvd..... District Freight Agent
- LOS ANGELES, 14, Cal. P.E.Bldg., 610 So. Main St. (Phone MIch. 6161):
J. E. RICHARDSON..... District Passenger Agent
W. D. KELLER..... District Freight Agent
- MARYSVILLE, CAL. S. P. Station, 6th and A Sts. (Phone 3-9291):
L. Z. CARTER..... Traveling Frt. and Pass. Agent
- MEDFORD, ORE. S. P. Station, 5th and Front Sts. (Phone 2-7173):
R. H. HOLMES..... District Frt. and Pass. Agent
- MERCED, CAL. S. P. Station, N and 16th Sts. (Phone 80):
J. D. HIGHTOWER..... Traveling Frt. and Pass. Agent
- MODESTO, CAL. S. P. Station, 9th and J Sts. (Phone 3-6431):
J. D. RICH..... Traveling Frt. and Pass. Agent
- MONTEREY, CAL. S. P. Station (Phone Monterey 5550):
L. V. OWENS..... Passenger Agent
- NEW IBERIA, LA. Washington and Railroad Aves. (Phones 84 and 85):
A. M. DESONIER..... Traveling Frt. and Pass. Agent
- NEW ORLEANS, 12, LA. (Phone MAgnolia 4411):
F. V. SCHAU, 201 St. Charles Ave..... Asst. General Pass. Agent
J. C. WALTER - G. W. GREEN..... Station Passenger Agents
L. J. KATZER, 610 Poydras St., 11 (Phone MAgnolia 4411):
..... District Freight Agent
- OAKLAND, 12, CAL. Room 911, Tribune Tower (TEmplebar 2-2121):
L. E. RENNER..... District Passenger Agent
JACK ROCHE..... Asst. Dist. Pass. Agent
C. H. REEVES, Room 822, Central Bk. Bldg., 14th & Bdwy., Dist. Frt. Agent
- OGDEN, UTAH, UNION STATION, 25th St. and Wall Ave. (Phone 7584):
E. A. BANCROFT..... Traveling Frt. and Pass. Agent
- OXNARD, CAL. S. P. Station (Phone 16)
H. A. JOHNSON..... Traveling Passenger Agent
- PALM SPRINGS, CAL. 247 No. Palm Canyon Drive (Phone 2235):
C. W. MCGANN..... Traveling Passenger Agent
- PALO ALTO, CAL. S. P. Station (Phone DAVenport 3-6105):
J. J. McDONOUGH..... District Passenger Agent
- PASADENA, 1, CAL. 10 So. Arroyo Parkway (Phone SYcamore 3-1164):
J. S. STETLER..... District Passenger Agent
- PHOENIX, ARIZ. 114 North Central Ave. (Phone 2-1771):
R. A. PRENOVOST..... District Passenger Agent
A. W. GREENWADE, 234 No. Central Ave..... District Freight Agent
- PITTSBURG, CAL. S. P. Station (Phone 2-2974):
RALPH O. HUBBARD..... Traveling Passenger Agent
- POMONA, CAL. 1st Street and Garey Ave. (Phone LYcoming 2-5567):
W. E. CAMPBELL..... District Passenger Agent
- PORTLAND, 4, ORE. Pacific Bldg. (Phone ATwater 8181):
L. H. FREDERICK..... District Freight Agent
- REDDING, CAL. S. P. Freight Sta., Yuba and Center Sts. (Phone 33):
IRA BLALOCK..... Traveling Frt. and Pass. Agent
- RENO, NEV. Pass. Sta., Commercial Row and Lake Sts. (Phone 2-9101):
J. H. MAHAN..... District Frt. and Pass. Agent
- RICHMOND, CAL. S. P. Sta., 16th & McDonald Ave. (Phone Beacon 2-4513):
F. H. MOSES..... Traveling Passenger Agent
- RIVERSIDE, CAL. 3900 Market Street (Phone 6181):
G. T. BROWN..... District Frt. and Pass. Agent
- ROSEBURG, Ore. Freight Sta., Cor. Sheridan & West Lane (Phone 3-6162):
P. E. CARBON..... Asst. District Frt. and Pass. Agent
- SACRAMENTO, 14, CAL. S. P. Sta., 4th and I Sts. (Phone Gilbert 3-8011):
G. H. HOLT..... District Passenger Agent
H. E. HINSHAW..... District Freight Agent
- SALEM, ORE. Room 220, Pioneer Trust Bldg.:
F. M. GUEHRIN..... District Freight Agent
- SALINAS, CAL. S. P. Station (Phone 7331):
W. S. WOOD..... District Frt. and Pass. Agent
- SAN ANTONIO, 5, TEX. (Phone Garfield 3271):
EARL GILBERT, 316 N. St. Mary's St..... District Passenger Agent
M. H. ERKINE, 601 Gunter Bldg..... District Freight Agent
- SAN FRANCISCO, 5, CAL. 89 Market St. (Phone DOuglas 2-1212):
J. B. HAGBERTY..... District Passenger Agent
D. W. WICKS..... Asst. Dist. Pass. Agent
WILLARD BARR, 77 Market St..... District Freight Agent
- SAN JOSE, 10, CAL. S. P. Sta. 65 Cahill St. (Phone CYpress 5-2424):
C. H. MCELLER..... District Passenger Agent
J. T. MCCANN..... District Freight Agent
- SAN PEDRO, CAL. 711 South Pacific Ave. (Phone Terminal 2-6414):
H. A. HANSEN..... District Freight Agent
I. L. LOGAN..... Traveling Passenger Agent
- SAN RAFAEL, CAL. NWP Depot, Tamalpais Ave. & 4th St. (Phone 5180):
A. V. HALLING..... (Joint S.P.-N.W.P.) Traveling Passenger Agent
- SANTA ANA, CAL. 1030 East Fourth St. (Phone KImberly 3-8267):
E. B. SHARPLEY..... District Passenger Agent
- SANTA BARBARA, CAL. S. P. Station, 209 State St. (Phone 4171):
G. C. DRAKE..... District Passenger Agent
G. A. THOMAS..... District Freight Agent
- SANTA MONICA, CAL. 201 Santa Monica Blvd. (Phone EXbrook 50-958):
ARTHUR J. REHWOLD..... District Passenger Agent
- SANTA ROSA, CAL. N.W.P. Station, 4th and Wilson Sts. (Phone 11):
..... (Joint S.P.-N.W.P.) Traveling Passenger Agent
- SHREVEPORT, 24, LA. 402 Market St. (Phone 5-4203):
L. L. TOMME..... District Frt. and Pass. Agent
- STOCKTON, 3, CAL. Pass. Station, 949 East Channel (Phone 5-5661):
L. S. STITT..... District Frt. and Pass. Agent
- TUCSON, ARIZ. S. P. Station, Toole Ave. at Fifth St. (Phone 3-6911):
W. T. JONES..... District Passenger Agent
A. J. FERRO..... District Freight Agent
- VAN NUYS, CAL. S. P. Station (Phone STate 5-3195):
W. A. HANSON..... Traveling Passenger Agent
- WACO, TEX. 603-4 Professional Bldg. (Phone 2-1625):
D. R. TEMPLE..... District Frt. and Pass. Agent