

Ticket Agent Edition

1961 Spring-Summer Issue



**SYSTEM
TIME TABLES**

Prepared for use by Ticket and Travel Agents
This folder is the property of:

The Atchison, Topeka and Santa Fe Railway System

Ticket Agent Edition

1961 Spring-Summer Issue



**SYSTEM
TIME TABLES**

Prepared for use by Ticket and Travel Agents
This folder is the property of:

The Atchison, Topeka and Santa Fe Railway System



LOW-COST FAMILY FARES

available Monday through Thursday

Family Plan fares in effect between all points on Santa Fe System Lines (except intrastate in California) afford substantial savings for family groups. Applies for first class or coach tickets, one-way or round trip, on following basis:

ONE-WAY

Regular one-way fare for husband or head of family. One-half regular one-way fare for wife and/or children 12 years of age and under 22. One quarter regular one-way fare for children 5 years of age and under 12. Fractional fares to be advanced to end in 0 or 5. Limit 4 months.

ROUND TRIP

Regular round trip fare for husband or head of family. One-way fare (increased to end in 0 or 5) for wife and/or children 12 years of age and under 22. One-half one-way fare (increased to end in 0 or 5) for children 5 years of age and under 12. Return limit 6 months.

Both one-way and round trip tickets good from starting point on Monday, Tuesday, Wednesday and Thursday only. Round trip tickets good for return from destination any day of week. Head of family may return individually by exchange of return portion of round trip ticket at destination, balance of family however must return together.

**300 lbs. of baggage checked
on each Family Plan ticket**

ROUND TRIP tickets also available from certain eastern points to all points on Santa Fe Lines on similar basis—consult your nearest Santa Fe representative or local agent.


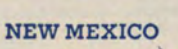




**Two
Great
Names...**

Fred Harvey

Santa Fe Dining Cars feature famous Fred Harvey food. Under the consist of trains shown in this folder there is reference to the dining car service that is available.

Along the Santa Fe Route you will also find Fred Harvey service available in the dining stations and hotels listed below:

	Coffee Shop	Dining Room	Guest Rooms
ARIZONA			
 El Tovar Hotel.....		250	87
 Grand Canyon			
 Bright Angel Lodge...	225	98
 Grand Canyon			
CALIFORNIA			
 Union Station.....		230
 Los Angeles			
ILLINOIS			
 Dearborn Station.....	31	150
 Chicago			
MISSOURI			
 Union Station.....	174
 Kansas City			
NEW MEXICO			
 Alvarado Hotel	118	135	116
 Albuquerque			
 La Fonda Hotel.....	200	150	203
 Santa Fe			

General Index to Folder Contents

Altitudes of principal stations... Pages 14 and 15
Chicago Passenger Stations... Page 36
Connections—With foreign line railroads... Pages 32, 33, 37, 38, 39, 40
Equipment... Pages 7, 10, 11, 12, 13
Extra fares on The Super Chief and El Capitan... Page 43
Fares and Rates:
Family Plan Fares... (See back cover)
One Way... Pages 44, 45
Pullman... Pages 44, 45
Round trip... Page 42
Side trips... Page 45
Information—Miscellaneous... Page 41
Maps: Chicago Business District... Page 36
Profile map of Santa Fe, Chicago to California... Pages 14 and 15
Santa Fe System... Pages 24 and 25
Meal service—Santa Fe—Fred Harvey... (See back cover)
Mileage of lines operated... Pages 24 and 25

Officials of Passenger Department and Traffic Agencies... Pages 46 and 47
Reference notes (Pages 8 to 35 inclusive)... Pages 14 and 15
Rules for trains Nos. 17 and 18, The Super Chief; trains Nos. 19 and 20, The Chief; Nos. 17 and 18, El Capitan and trains Nos. 1 and 2, San Francisco Chief... Page 6
San Francisco—Oakland Terminal Note... Page 23
Schedules:
Condensed Main Line... Pages 8 to 13 inclusive
Condensed Transcontinental... Pages 8 and 9
Condensed Transcontinental (via Grand Canyon)... Page 26
Special service charge on El Capitan Section of Super Chief... Page 45
Special service charges on Chief and San Francisco Chief... Page 42
Station Index... Pages 2 to 6 inclusive
Stopover information... Page 41
Ticket offices—Chicago Hotels... Page 47

Index to Stations on the Santa Fe

Capital initial following stations indicates condensed schedule table.
Stations marked * are located on the line indicated by the table numbers, but are not shown in the table in the folder. Ask agent for schedule.
Stations marked * are a part of the Santa Fe Railway System but are not shown in this time table. Consult agent.

Table of station names and numbers, organized in columns. Includes stations like Abajo, N.M., Abbeville, Kans., Abell, Tex., etc.

Table of station names and numbers, organized in columns. Includes stations like Canutillo, Tex., Coats, Kans., Canyon, Tex., etc.

Headton, Okla.	69
Heaton, Tex.	82
Hebron, N. M.	3
Hector, Cal.	4
Hedville, Kans.	36
Heidenheimer, Tex.	65
Heizer, Kans.	37
Helendale, Cal.	5
Heman, Okla.	7
Hemet, Cal.	58
Henkel, Colo.	10b
Henrietta, Mo.	E, 1, 14
Hereford, Tex.	7
Hermleigh, Tex.	79a
Hermosa Beach, Cal.	★
Herron, Tex.	10a
Herring, Okla.	6
Hesperia, Cal.	82
Hessdale, Kans.	21
Hibbard, Ariz.	4
Hickok, Kans.	40
Higgins, Tex.	7
Highgrove, Cal.	5, 58
High Island, Tex.	★
Highland, Cal.	57
Highland Park, Cal.	5
Hightower, Tex.	76
Hillmaid, Cal.	★
Hillsboro, Kans.	29
Hillsdale, Okla.	48
Hillside, Ariz.	11
Hilltop, Kans.	★
Hilton, Colo.	3
Hindman, Tex.	89
Hinkley, Cal.	6
Hitchcock, Tex.	65
Hite, La.	75
Hitshemann, Kans.	30
Hobart, Cal.	5, 5a
Hockett, N. M.	60, 60a
Hodge, Cal.	5
Hodgins, Tex.	★
Hohannes, Colo.	3
Holbrook, Ariz.	4
Holcomb, Kans.	3
Holiday, Kans.	2, 16
Holly, Colo.	3, 41
Holt, Cal.	6
Holyrod, Kans.	30
Homer, Cal.	4
Homewood, Kans.	20
Honea, Tex.	76
Honey Island, Tex.	76
Hoover, Tex.	7
Hope, Kans.	25
Horton, Tex.	74
Houck, Ariz.	4
Houston, Tex. D, G, O, 10a	65
Hovey, Tex.	78a
Howard, Kans.	19
Howell, Kans.	3
Hoyle, Tex.	65
Hugoton, Kans.	39
Hulah, Okla.	42
Hulldale, Tex.	90
Humboldt, Ariz.	55
Humboldt, Kans.	8
Hunnewell, Kans.	28
Hunter, Kans.	30
Huntton, Tex.	81
Hurdland, Mo.	1
Hurler, N. M.	51
Hurwood, Tex.	87
Huscher, Kans.	25
Husted, (U. S. Air Force Academy) Colo.	10b
Hutchinson, Kans. A, B, 2, 31	★
Hutt, Cal.	6
Hyde Park, Cal.	★
Hymer, Kans.	★

Ironides, Cal.	★
Irons Springs, Ariz.	11
Irvine, Cal.	5a
Isabel, Kans.	33
Isleta, N. M.	F, 4, 9a, 10
Ituna, Okla.	48

J

Jacobs, Kans.	25
Jansen, Colo.	3
Jaasper, Tex.	74
Jastro, Cal.	6
Java, Cal.	4
Jet, Okla.	48
Jetmore, Kans.	38
Jimgrey, Cal.	6
Joel, Tex.	7
Joelton, Cal.	60
Joffre, N. M.	7
John Lane, Tex.	★
Johnson, Kans.	40
Joliet, Ill.	A, B, E, 1
Joplin, Mo.	24
Joseph City, Ariz.	4
Joshua, Tex.	65
Jovista, Cal.	★
Juillard, Tex.	46
Junata, Kans.	36
Junior, Tex.	7, 79
Justiceburg, Tex.	79a
Justin, Tex.	64

K

Kackley, Kans.	25
Kaffir, Tex.	79
Kaiser, Cal.	5
Kansas City, Kans., Argentine Station	2, 8
Kansas City, Mo.	A, B
Kant, D, E, I, 1, 2, 3, 4, 5, 6, 7, 8, 9, 9a, 11, 64, 79, 80	★
Karl, Colo.	41
Kaw, Okla.	★
Kee, Okla.	42
Keenan, Tex.	76
Keenbrook, Cal.	5
Keesee, Colo.	41
Keithton, Tex.	74
Kelker, Colo.	10b
Kellogg, Kans.	23
Kempner, Tex.	66
Kendall, Kans.	3
Kendrick, Okla.	★
Kenna, N. M.	80
Kennedy, N. M.	3
Kenney, Tex.	65
Kernit, N. M.	80
Kernan, Ill.	1
Kernell, Cal.	6
Kerrick, Tex.	46
Keyes, Okla.	39
Kildare, Okla.	64
Killeen, Tex.	10a, 66
Kincaid, Cal.	5
Kingman, Ariz.	4
Kingman, Kans.	31, 32
Kings Mill, Tex.	7
Kings Park, Calif.	★
Kinsley, Kans.	2
Kinsman, Ill.	3
Kiowa, Kans.	7, 48, 77a
Kirkbyville, Tex.	74, 75
Kirkville, Mo.	11
Kirkville, Mo.	18a
Kismet, Cal.	6
Klondike, Cal.	4
Knighten, Cal.	6
Knox City, Tex.	78
Koehler, N. M.	★
Kopperl, Tex.	65
Kountze, Tex.	76
Kress, Tex.	79
Kreybill, Colo.	41
Krider, N. M.	7
Kroenig's, N. M.	3
Krum, Tex.	64

Laguna, N. M.	4
Laird, Kans.	37
Lairport, Cal.	★
La Joya, N. M.	9a
La Junta, Colo.	A, B, J, 3, 9, 10b, 41
Lake Arthur, N. M.	I, 80
Lake City, Kans.	34
Lakeside, Tex.	77
Laketon, Tex.	82
Lake View, Kans.	2
Lakewood, N. M.	80
Lakin, Kans.	3
La Lande, N. M.	7
Lamanda Park, Cal.	5
Lamar, Colo.	3
Lamesa, Tex.	89
La Mirada, Cal.	5
Lamont, Cal.	★
Lampassas, Tex.	10a, 66
Lamy, N. M.	A, B, 3, 49
Lanare, Cal.	★
Landco, Cal.	★
Landes, Tex.	65
Lane City, Tex.	77
Lang, Kans.	5
Lansdowne, Kans.	32
Lansing, Kans.	5
La Plata, Mo.	E, 1, 18a
Largo, N. M.	★
Larist, Tex.	79a
Larkspur, Colo.	10b
Larned, Kans.	2, 38
La Rose, Ill.	★
Las Animas, Colo.	3
Las Animas Jet., Colo.	46
Las Cruces, N. M.	F, 9a
Las Flores, Cal.	5a
Las Vegas, N. M.	A, B, 3
Lathrop, Mo.	14
Laton, Cal.	6
Laura, Ill.	1
Lautz, Tex.	46
Lava, N. M.	9a
La Verne, Cal.	5
Lavie, Cal.	4
Lawn, Tex.	10a
Lawndale, Cal.	★
Lawrence, Kans. A, B, 2, 22	★
Lawrie, Okla.	64
Lawson, Mo.	14
Leasburg, N. M.	9a
Leavenworth, Kans.	16
Lebo, Kans.	2
Leocomton, Kans.	2
Lee, Tex.	7
Leeds, Ill.	1
Le Grand, Cal.	6
Lehigh, Kans.	29
Lehman, Tex.	87
LeLaValle, Tex.	76
Le Loup, Kans.	2, 8
Lemona, Cal.	58
Lemont, Ill.	1
Lenwood, Cal.	5
Leonel, Okla.	77a
Leonidas, Tex.	76
Levelland, Tex.	80
Le Verte, Tex.	74
Levy, N. M.	3
Lewis, Kans.	2
Liberty, Kans.	23
Lightner, Tex.	71
Lillard, Tex.	74
Ilmitar, N. M.	9a
Lincoln Center, Kans.	36
Lindsay, Cal.	74
Lindsay, Okla.	52
Littlefield, Tex. G, 10a, 79a	★
Little River, Kans.	29, 30
Littleton, Colo.	10b
Lockney, Tex.	85
Lockport, Ill.	7
Loder, Okla.	7
Loma, Cal.	62
Lomax, Ill.	1
Lometa, Tex.	10a, 66, 68
Lone Grove, Okla.	69
Lone Star, Cal.	82
Lone Wolf, Okla.	77a
Long Beach, Cal. A, B, 5, 54a	★
Longdale, Okla.	77a
Longford, Kans.	25
Long Point, Ill.	13
Long Point, Tex.	★
Longton, Kans.	17, 23
Longview, Tex.	74
Longworth, Tex.	78
Lora, Tex.	7

Lord, Tex.	81
Lorenzo, Ill.	1
Lorenzo, Tex.	86
Lorraine, Kans.	30
Los Angeles, Cal. A, B, G, J, P, Q, 4, 5, 5a, 6, 7, 9, 10a	★
Los Cerrillos, N. M.	3
Los Lunas, N. M. F, 9a, 10	★
Los Nietos, Cal.	5
Lost Springs, Kans.	25
Love, Ariz.	55a
Lovedale, Okla.	40a
Lovell, Okla.	48
Lovewell, Kans.	25
Loving, N. M.	80
Lubbock, Tex. A, B, G, I, N, 7, 10a, 79, 79a, 86, 87, 88	★
Lubers, Colo.	41
Lucca, Cal.	★
Lucerne, Cal.	6
Lucy, N. M.	7
Ludlow, Cal.	4
Lugert, Okla.	77a
Lugo, Cal.	5
Lumberton, Tex.	74
Lupton, Ariz.	4
Lynn, N. M.	6
Lyons, Kans.	29

M

McBride, Tex.	84
McCamey, Tex.	★
McCartney, N. M.	4
McCauley, Tex.	78
McClave, Colo.	41
McClure, Okla.	82
McConnico, Ariz.	4
McCook, Ill.	1
McCune, N. M.	4
McGregor, Tex.	65
McInnis, Okla.	42
McKibben, Tex.	81
McKinley, Okla.	40a
McLellan, Ariz.	11
McPherson, Kans.	29
McVay, Ariz.	55a
Maack, Ariz.	★
Maackie, Okla.	82
Maackville, Kans.	2
Maacomb, Cal.	73
Madera, Cal.	6
Madison, Kans.	19
Madrona, N. M.	7
Magoun, N. M.	52
Maguena, Tex.	81
Maguire, Cal.	★
Maine, Ariz.	4
Malabar, Cal.	★
Malaga, N. M.	80
Mallett, Tex.	46
Maltby, Cal.	6
Maltha, Cal.	6
Manchester, Kans.	25, 35
Manchester, Okla.	31
Manhattan, Tex.	65
Manhattan Beach, Cal.	★
Mansfield, Kans.	3
Manter, Kans.	40
Manuelito, N. M.	4
Manvel, Tex.	65
Manzanola, Colo.	10b
Maramce, Okla.	★
Marceline, Mo.	E, 1
March Field, Cal.	58
Margaret, Tex.	78
Marietta, Okla.	64
Marinette, Ariz.	11
Marion, Kans.	29
Markee, La.	76
Markham, Colo.	41
Marland, Okla.	64
Marlman, Colo.	41
Marmon, N. M.	4
Marsh, Tex.	46
Marshall, Okla.	48
Maryeal, Tex.	78
Matagorda, Tex.	77
Matfield Green, Kans.	26
Matoaka, Okla.	8
Matthews, Tex.	77
Matthie, Ariz.	55a
Maxwell, N. M.	3

May, Cal.	5
Mayfield, Kans.	7
Mayville, Okla.	72
May Valley, Colo.	★
Mazon, Ill.	1
M. D. Junction, Kans.	19
Meadow, Tex.	88
Meath, Ariz.	11
Medford, Okla.	31
Media, Ill.	1
Medicine Lodge, Kans.	34
Medicine Mound, Tex.	78
Medill, Mo.	1
Medler, N. M.	9a
Medway, Kans.	3
Meeker, Okla.	47
Melena, N. M.	80
Melina, Colo.	41
Melrose, N. M.	7
Melvorn, Kans.	2
Melvin, Tex.	68
Menard, Tex.	71
Mendon, Mo.	1
Mendota, Tex.	7
Menifee, Cal.	58
Mentone, Cal.	57
Merced, Cal. A, B, P, 6	★
Meriden, Kans.	15
Meridian, Tex.	65
Merit, Tex.	70
Merryville, La.	75
Mertzton, Tex.	★
Mesaville, Cal.	56
Mesilla Park, N. M. F, 9a	★
Mesquite, N. M.	9a
Metcalfe, Kans.	27
Miami, Tex.	7
Middle River, Cal.	6
Midland, Cal.	56
Midlothian, Tex.	★
Milan, Kans.	65
Milano, Tex.	10a, 65
Miles, Tex. O, 66, 67	★
Miley, Cal.	62
Mill, Tex.	79
Millard, Kans.	30
Miller Farms, Cal.	56
Millsdale, Ill.	7
Millwood, Colo.	41
Milo, Kans.	35
Milton, Kans.	★
Miltonvale, Kans.	25
Milvid, Tex.	76
Minchin, Tex.	64
Mindeman, Colo.	3
Minkler, Cal.	63
Minneapolis, Kans.	35
Minneapolis, Cal.	4
Minonk, Ill.	13
Mirador, Cal.	★
Mirage, N. M.	50
Mitchell, Kans.	29
Mitchell, Kans.	33
Mobeetie, Tex.	82
Mobest, Ariz.	1
Model, Colo.	11
Mojave, Cal.	6
Moline, Kans.	19, 23
Monaco, Cal.	★
Monica, Ill.	1
Monmouth, Cal.	6
Monolith, Cal.	6
Monroe, Tex.	79
Monrovia, Cal.	5
Montezuma, Kans.	39
Montgomery, Tex.	76
Montoya, Tex.	9a
Moody, Tex.	65
Moon, Ill.	1
Moore, Okla.	64
Mooreland, Okla.	7
Morehead, Kans.	8
O'Brien, Tex.	78
Oceanside, Cal. Q, 5a, 80, 61	★
Morena, Cal.	5a
Morey, Tex.	★
Morgan, Tex.	65
Morley, Colo.	3
Mormon, Cal.	6
Morris, Kans.	2
Morse, Tex.	81
Morton, Ill.	13
Moscow, Kans.	39
Mossman, N. M.	80
Mountainair, N. M. 7, 10a	★
Mudge, Okla.	48
Muir, Cal.	6
Muleshoe, Tex. G, 10a, 79a	★
Mulhall, Okla.	8
Mullins, Ill.	1
Mulvane, Kans.	64
Muncy, Tex.	85

Murdock, Kans.	32
Muroc, Calif.	6
(See Edwards)	
Myers, N. M.	3
Mykawa, Tex.	65

N

Nadeau, Cal.	★
Nanos, Okla.	42
Nandin, Okla.	31
Nash, Okla.	48
Nash Dome, Tex.	★
Nashville, Kans.	33
National City, Cal.	5a
Navajo, Ariz.	4
Navalencia, Cal.	★
Navarre, Kans.	25
Navasota, Tex.	75
Neale, La.	75
Nebo, Cal.	4
Needles, Cal. A, B, 4, 9	★
Negra, N. M.	73
Neill, Okla.	73
Nekoma, Kans.	37
Nelson, Ariz.	4
Nemo, Ill.	1
Neosho Rapids, Kans.	2
Nerska, Ill.	1
Ness City, Kans.	37
Nettleton, Kans.	2
Neuville, Tex.	74
Neva, Kans.	2, 25
Newberry, Cal.	4
New Boston, Iowa.	1
Newdale, Colo.	10b
Newgulf, Tex.	★
Newkirk, Okla.	64
New Orleans, La.	65
New Salem, Kans.	23
Newton, Kans. A, B, D, I, 2, 4, 7, 9, 64	★
Niblock, Tex.	68
Nickerson, Kans.	2
Noble, Okla.	64
Nobscot, Okla.	77a
Noel, Okla.	7
Noelke, Tex.	★
Nolan, N. M.	3
Nolanville, Tex.	66
Norborne, Mo.	1
Noria, Kans.	2
Norman, Okla.	64
North Chaves, N. M.	4
North Chillicothe, Ill.	18
North Dallas (White Rock) Tex. D, 64	★
North Guam, N. M.	4
North Wichita, Kans.	64
Northville, Kans.	15
Northwich, Kans.	33
Novice, Tex.	10a
Nueve, N. M.	3
Numa, Okla.	31
Nutt, N. M.	50
Nyberg, Colo.	10b

O

Oak Cliff, Tex.	★
Oakdale, Cal.	75
Oakdale, La.	75
Oak Hill, Kans.	25
Oakhurst, Cal.	63
Oakland, Cal. A, B, G, P, 6, 9	★
Oakley, Cal.	6
Oak Valley, Kans.	23
Oakwood, Okla.	77a
Oregon, Tex.	10a, 66
O'Brien, Tex.	78
Oceanside, Cal. Q, 5a, 80, 61	★
Odell, Tex.	78
O'Donnell, Tex.	89
Offerle, Kans.	2
Ogg, Tex.	79
Ogles, Tex.	10a, 66
Oil City, Cal.	★
Oil Jet, Cal.	★
Ojita, N. M.	3
Oklahoma City, Okla. D, 64	★
Olathe, Kans. D, 2, 8	★
Old Town, Cal.	5a
Olga, Cal.	8
Olive, Cal.	★
Olivet, Kans.	2
Olney, Kans.	38

Olpe, Kans.	19
Onawa, N. M.	3
Ononta, Kans.	25
Ono, Cal.	5
Opah, Okla.	42
Optima, N. M.	3
Orange, Cal.	5a
Orange Cove, Cal.	★
Orchard, Tex.	65
Orienta, Okla.	77a
Orla, Tex.	80

Table	Table	Table	Table	Table	Table
Wadsworth, Tex.....77	Watson, Cal.....★	Wetick, Kans.....3	Willard, N. M.....45	Winnie, Tex.....★	Yaggy, Kans.....2
Wagon Mound, N. M...3	Waukegan, Tex.....76	Wharton, Tex.....77	Williams, Ariz...4, 11, 53	Winslow, Ariz. A, B, G, J, 4, 7, 9, 10a	Yale, Okla.....4
Wahtoke, Cal.....63	Waukena, Cal.....62	White, Tex.....9a	Also see Williams Junction.	Wittmann, Ariz.....11	Yampai, Ariz.....4
Waka, Tex.....81	Waveland, Colo.....41	White Deer, Tex.....7, 83	Williams Junction, Ariz. A, B, G, J, 4, 7, 9, 10a, 11, 53	Wolf, Cal.....62	Yarboro, Tex.....76
Wakarusa, Kans.....2	Waverly, Kans.....20	White Eagle, Okla.....64	Williamsburg, Kans.....20	Wolfe City, Tex.....70	Yerba, N. M.....80
Wakita, Okla.....31	Way, Kans.....20	Whiteface, Tex.....87	Williamsfield, Ill.....1	Wolforth, Tex.....88	Yeso, N. M.....7
Walapai, Ariz.....4	Wayne, Okla.....64	Whiteland, Tex.....68, 71	Willow Springs, Ill.....1	Wolhurst, Colo.....10b	Yewed, Okla.....77a
Waldeck, Kans.....32	Waynoka, Okla...I, 7, 40a	White Rock (No. Dallas) Tex.....D, 64	Wilmington, Cal.....★	Woodsbro, Cal.....6	Yost, Okla.....★
Waldo, N. M.....3	Webber, Kans.....8	Whiteside, Kans.....2	Wilmore, Kans.....33	Woodward, Okla.....7	Youens, Tex.....76
Wall, Ariz.....55a	Weibel, Cal.....25	White's Ranch, Tex.....★	Wilson, Okla.....69	Wooland, Tex.....78	Yucca, Ariz.....4
Wallis, Tex.....10a, 65	Welch, Ariz.....4	Whitewater, N. M...50, 51	Wilson, Tex.....89	Wootton, Colo.....3	
Walnut, Kans.....24	Welda, Kans.....8	Wichita, Kans. A, B, D, I, 4, 7, 9, 32, 33, 64	Wilson Jet, Colo.....41	Wright, Kans.....2	
Walsh, Colo.....4C	Wellington, Kans. A, B, I, 7, 28, 64	Wickenburg, Ariz.....11	Wilton, Cal.....5	Wyaconda, Mo.....1	
Walton, Kans.....2	Wellman, Tex.....88	Wigwam, Colo.....10b	Winchester, Cal.....58	Wyeth, Cal.....★	
Wanette, Okla.....73	Wells, Kans.....35	Wilbern, Ill.....1	Winco, Cal.....★	Wylie, Tex.....70	
Waples, Tex.....67	Wellsville, Kans.....2, 8	Wilburton, Kans.....39	Windom, Kans.....29	Wynnewood, Okla.....64	
Ward Spur, Tex.....★	Wenden, Ariz.....55a	Wildasin, Cal.....★	Windfield, Kans. 23, 26, 64		
Warwick, Colo.....41	West Cleo, Okla.....77a	Wilder, Kans.....2, 16	Wingate, N. M.....4		
Wasco, Cal.....6	Westfall, Kans.....36	Wiley, Colo.....41	Wingfoot, Cal.....★		
Washington, Ill.....13		Willaha, Ariz.....53			
Water Canyon, N. M...52					
Watrous, N. M.....3					

TRAIN RULES

The SUPER CHIEF, Trains 17 & 18

"Special Tickets" will not be honored; this includes Special Rate, Charity, Clergy, D.V.S., V.A.H., Blind and Attendant, Employee, Drover, Caretaker, Livestock and Poultry Attendant and Banana Messenger tickets. Show Scrip will not be honored.

EL CAPITAN, Trains 17 & 18

"Special Tickets" will not be honored; this includes Special Rate, Charity, Clergy, D.V.S., V.A.H., Blind and Attendant, Employee, Drover, Caretaker, Livestock and Poultry Attendant and Banana Messenger tickets. Show Scrip will not be honored.

THE CHIEF, Trains 19 & 20

"Special Tickets" will not be honored; this includes Special Rate, Charity, D.V.S., V.A.H., Blind and Attendant, Employee, Drover, Caretaker, Livestock and Poultry Attendant and Banana Messenger tickets. Clergy tickets will be honored in sleeping cars on payment of regular charge for accommodations occupied. Clergy tickets will also be honored in non reserved coaches on Train 19 for passengers boarding this train at points intermediate Chicago to Kansas City destined to points beyond Kansas City served by Train 11 and Train 211. This does not apply locally between Chicago and Kansas City. Show Scrip will not be honored.

SAN FRANCISCO CHIEF, Trains 1 & 2

All one-way and round-trip tickets will be honored except Employee tickets.

Write a friend or relative overseas to

VISIT U S A IN 1961

Transcontinental Train Equipment

SUPER CHIEF

Trains 17 and 18

Chicago, Kansas City and Los Angeles

Extra-fare, private room and suites streamliner service. Radio and recorded musical programs in every room.

Dormitory Baggage Car.....	Chicago and Los Angeles.
Sleeping Car.....	Chicago and Los Angeles—2 D. R., 4 Comps., 4 Double Bedrooms. Car 174 (westbound); Car 184 (eastbound).
	Chicago and Los Angeles—2 D. R., 4 Comps., 4 Double Bedrooms. Car 172 (westbound); Car 182 (eastbound).
	Chicago and Los Angeles—10 Roomettes, 6 Double Bedrooms. Car 171 (westbound); Car 181 (eastbound).
Turquoise Room-Pleasure Dome Lounge Car.....	Chicago and Los Angeles.
Dining Car.....	Chicago and Los Angeles. Serves all meals. (Fred Harvey Service).
Sleeping Car.....	Chicago and Los Angeles—10 Roomettes, 6 Double Bedrooms. Car 176 (westbound); Car 186 (eastbound).
	Kansas City and Los Angeles—10 Roomettes, 6 Double Bedrooms. Car 170 (westbound); Car 180 (eastbound).
	Ready for occupancy (Westbound) 9:30 pm. May be occupied at Kansas City (Eastbound) until 8:00 am.

June 8 through September 8, 1961 reserved seat reclining leg rest chair cars (Nos. 1730-1731-1732-1733), Westbound, and (Nos. 1830-1831-1832-1833), eastbound, also separate dining and lounge cars, will be operated for chair car passengers. See special service charge table on Page 45. NO EXTRA FARE.

THE CHIEF

Trains 19 and 20

Chicago, Kansas City, Denver, Albuquerque, Los Angeles and San Diego

Pullman and Chair Car streamliner service.

All chair car seats reserved. \$2.00 service charge between Chicago and Los Angeles, with similar charge between intermediate points

Reserved seat reservation required.

Dormitory Baggage Car.....	Chicago and Los Angeles.
Sleeping Car.....	Chicago and Los Angeles—10 Roomettes, 3 Double Bedrooms, 2 Compartments. Car 196 (westbound); Car 206 (eastbound).
	Chicago and Los Angeles—10 Roomettes, 6 D. B. R. Car 198 (westbound); Car 208 (eastbound).
	Phoenix to Williams Junction (eastbound)—8 Section, 2 Compartment, 2 Double Bedrooms (On connecting train) Car 420.
	Tulsa to Chicago—10 Roomette, 3 D. B. R., 2 Comps. (On No. 48 to Kansas City). Car 481.
	Topeka to Chicago—6 Sec., 6 Roomette, 4 double bedroom. Car 205.
	Kansas City to Chicago—10 Roomettes, 6 D. B. R. Car 201.
	Kansas City to Chicago—10 Roomettes, 5 D. B. R. Car 203.
Big Dome Lounge Car.....	Chicago and Los Angeles.
Dining Car.....	Chicago and Los Angeles. (Fred Harvey Service).
Lounge-Diner.....	Phoenix to Williams Jet. (On connecting train).
Sleeping Car.....	Denver and Los Angeles—6 Section, 6 Roomettes, 4 D. B. R. (On No. 27 Denver to Pueblo; No. 200 Pueblo to La Junta; on No. 191 La Junta to Pueblo; on No. 28 Pueblo to Denver.) Car 190 (westbound); Car 204 (eastbound).
Reserved Seat Chair Cars.....	Chicago and Los Angeles (reclining seats). Car 500-501 and 507 (westbound); Car 600-601 and 607 (eastbound). Denver and Los Angeles. Car 508 (westbound); Car 608 (eastbound).

EL CAPITAN

Trains 17 and 18

Hi-Level Streamlined El Capitan Equipment
Chicago, Kansas City, Albuquerque and Los Angeles

Chair-car streamliner service. Extra Fare.

Courier-Nurse Service. Radio and recorded musical programs.

(All seats Reserved. Reservation required.)

Baggage Dormitory Car.....	Chicago and Los Angeles.
Hi-Level Chair Car.....	Chicago and Los Angeles (68 seats) Car 900 and 907 (westbound); Car 800 and 807 (eastbound).
	Chicago and Los Angeles (72 seats) Car 903 (westbound); Car 803 (eastbound).
	Chicago and Los Angeles (72 seats). Beginning June 1. Car 901, 902 and 904 (westbound); Car 801, 802 and 804 (eastbound).
Hi-Level Dining Car.....	Chicago and Los Angeles. Serves all meals. Fred Harvey Service.
Hi-Level Lounge Car.....	Chicago and Los Angeles.

SAN FRANCISCO CHIEF

Trains 1 and 2

Chicago, Kansas City, Topeka, Amarillo, Richmond and San Francisco

Pullman and Chair Car Streamliner Service.

Courier-Nurse Service.

All chair car seats reserved. \$2.00 service charge between Chicago and Richmond-San Francisco with similar charge between intermediate points.

Reserved seat reservation required.

Baggage Car.....	Chicago and Richmond.
Sleeping Car.....	Chicago and Richmond—10 Roomettes, 3 D. B. R., 2 Comps. Car 18 (westbound); Car 28 (eastbound).
	Chicago and Richmond—4 Compartment, 1 Double Bedroom Pullman Lounge. Car 19 (westbound); Car 29 (eastbound).
	Chicago to Tulsa—10 Roomette, 3 D. B. R., 2 Compartments (on No. 47 from Kansas City) Car 471.
	Chicago and Lubbock—6 Section, 6 Roomette, 4 D. B. R. (On No. 93 Amarillo to Lubbock; on No. 94 Lubbock to Amarillo). Car 15 (westbound); Car 20 (eastbound).
	Kansas City and Richmond—10 Roomettes, 6 D. B. R. (Ready for occupancy at Kansas City 9:30 pm. May be occupied eastbound until 7:30 am. at Kansas City.) Car 14 (westbound); Car 25 (eastbound).
	Williams Junction to Phoenix (westbound)—8 Section, 2 Compartment, 2 Double Bedrooms. (On connecting train) Car 419.
	Houston and Richmond—8 Section, 2 Comps., 2 D. B. R. (On No. 66-75 to Clovis; on No. 76-85 from Clovis.) Car 10 (westbound); Car 22 (eastbound).
Big Dome Lounge Car.....	Chicago and Richmond
Dining Car.....	Chicago and Richmond. Serves all meals. (Fred Harvey Service).
Lounge-Diner.....	Williams Jet. to Phoenix (On connecting train).
Reserved Seat Chair Cars.....	Chicago and Richmond Car 300, 301 and 307 (westbound); Car 400, 401 and 407 (eastbound). Houston and Richmond. Car 308 (westbound); Car 408 eastbound. Chicago and Clovis. Car 309 (westbound); Car 409 (eastbound).

THE GRAND CANYON

Trains 123 and 124 Via La Junta and Albuquerque

Chicago, Kansas City, Topeka, and Los Angeles

Pullman and Chair Car Service.

Dormitory Lounge Car.....	Chicago and Winslow.
Sleeping Car.....	Chicago and Los Angeles—8 Section, 2 Compartment, 2 Double Bedroom Car 237 (westbound); Car 247 (eastbound).
	Chicago and Los Angeles via Grand Canyon—2 D. R., 4 Compartment, 4 D. B. R., Car 236 (westbound). Car 246 (eastbound) Daily May 26 to September 23, 1961.
	Kansas City and Los Angeles—24 Duplex Roomette. Car 235 (westbound); Car 245 (eastbound).
	Dallas and Los Angeles—6 Sec., 6 Roomette, 4 D. B. R. (On No. 12-77-75-1 Dallas to Barstow) Car 231 (westbound). On No. 2-76-78-11 from Winslow; Car 241 (Eastbound).
Dining Car.....	Chicago and Winslow. (Fred Harvey Service).
Chair Cars.....	Chicago and Los Angeles. Dallas and Los Angeles Car 770 (westbound); Car 780 (eastbound).
Club Lounge-Car.....	Los Angeles and San Diego. (On connecting train).

Westbound Condensed Transcontinental Schedules

Table A: Westbound Condensed Transcontinental Schedules. Columns include Miles, Train No., and destinations such as Chicago, St. Louis, St. Paul, and San Francisco. Rows list various train services like 'The Chief' and 'The Grand Canyon' with their respective departure times.

Rules for Trains No. 1, 2, 17, 18, 19 and 20 shown on page 6. For explanation of Reference Notes see pages 14 and 15.

Eastbound Condensed Transcontinental Schedules

Table B: Eastbound Condensed Transcontinental Schedules. Columns include Miles, Train No., and destinations such as San Francisco, Los Angeles, and Chicago. Rows list various train services like 'The Chief' and 'The Grand Canyon' with their respective departure times.

Rules for Trains No. 1, 2, 17, 18, 19 and 20 shown on Page 6. For explanation of Reference Marks see pages 14 and 15.

WEST and SOUTH—Read down Chicago, Kansas, Oklahoma and Texas NORTH and EAST—Read up

Table D: Chicago, Kansas, Oklahoma and Texas. Includes routes for No. 9 Kansas City Chief, No. 1 San Francisco Chief, No. 15 Texas Chief, No. 19-11 The Kansas Cityan, No. 16 Texas Chief, No. 12 Chicago Express, No. 20 The Chief, and No. 20 The Chief. Lists stations like Chicago (C.S.T.), Kansas City, Topeka, Emporia, Newton, Wichita, Arkansas City, Ponca City, Guthrie, Oklahoma City, Purcell, Gainesville, Denton, White Rock, Dallas, Ft. Worth, Ft. Worth (Railway Station), Ft. Worth (Bus Station), Ft. Worth (Railway Station), Ft. Worth, Ft. Worth, Brownwood, San Angelo, Ft. Worth, Temple, Houston, Galveston (C.S.T.).

TEXAS CHIEF

Trains 15 and 16

Streamliner Service, Pullman and Chair Cars

Sleeping Car . . . Chicago and Ft. Worth—2 D. R., 4 Comps., 4 D. B. R. Car 156 (southbound); Car 166 (northbound). Chicago and Houston—10 Roomettes, 6 D. B. R. Car 158 (southbound); Car 168 (northbound). Chicago and Wichita—10 Roomettes, 3 D. B. R., 2 Comps. (May be occupied until 8:00 a.m. at Wichita.) Car 151 (southbound); car 161 (northbound). Lounge Car Service all the way. Dining Car . . . Chicago and Houston. (Fred Harvey Service). Coffee and sandwiches available between Gainesville and Dallas. Chair Car . . . Chicago and Houston. Houston and Galveston. Sleeping Car . . . Chicago and Dallas—10 Roomettes, 6 D. B. R. Car 154 (southbound); Car 164 (northbound). Chair Car . . . Chicago and Dallas.

THE KANSAS CITYAN—THE CHICAGOAN

Trains 19-11 and 12

Streamliner Service, Pullman and Chair Cars.

Lounge Car . . . Chicago and Wichita. Chair Cars . . . Chicago and Kansas City. Chicago and Dallas. Lunch Counter-Dining Car . . . Chicago and Kansas City. Kansas City and Wichita. Serving all meals. (Fred Harvey Service).

THE CHIEF

Train 20

Pullman and Chair Car Service

Lounge Car . . . Topeka to Chicago. Sleeping Car . . . Topeka to Chicago—6 Roomette, 6 Sec., 4 Double Bedrooms Car 86. Dining Car . . . Topeka to Chicago. (Fred Harvey Service). Chair Car . . . Topeka to Chicago.

THE OIL FLYER

Trains 47 and 48.

Lounge Car . . . Chicago and Kansas City. (On Train 1 and 20). Sleeping Car . . . Chicago and Tulsa—10 Roomette, 3 D. B. R., 2 Comps. (On train 1 and 20 between Chicago and Kansas City). Car 471 (southbound); Car 481 (northbound). Pullman may be occupied at Tulsa until 8:00 a.m. Dining Car . . . Chicago and Kansas City. (Fred Harvey Service). Chair Car . . . Chicago and Kansas City. Kansas City and Tulsa. Snack Car . . . Kansas City and Tulsa. (Coffee-sandwich cart service).

KANSAS CITY CHIEF

Train 9

Pullman and Chair Car Service

Lounge Car . . . Chicago to Kansas City. Sleeping Car . . . Chicago to Kansas City—10 Roomettes, 5 D. B. R. Car 97. Chicago to Kansas City—10 Roomettes, 6 D. B. R. Car 95. Chicago to Kansas City—6 Sec., 6 Roomettes, 4 D. B. R. Car 93. Chair Car . . . Chicago to Kansas City.

Explanatory Notes and Reference Marks: Sec.—Section; D. R.—Drawing room; Comps—Compartments; D. B. R.—Double Bedroom. ▲Via Texas Motor Coaches.

Chicago and Kansas City

For other service, see Table 1, pages 16 & 17

Table E: Chicago and Kansas City. Includes routes for No. 9 Kansas City Chief, No. 20 The Chief, and No. 20 The Chief. Lists stations like Chicago, Joliet, Coal City, Streator, Toluca, Chillicothe, Galesburg, Ft. Madison, Shopton, La Plata, Marceline, Carrollton, Henrietta, Kansas City.

Equipment

Trains 9 and 20 between Chicago and Kansas City. Lounge Car . . . Chicago and Kansas City. Sleeping Car . . . Chicago and Kansas City—10 Roomette, 5 D. B. R. Chicago and Kansas City—10 Roomette, 6 D. B. R. Chicago and Kansas City—6 Sec., 6 Roomette, 4 D. B. R. Dining Car . . . Kansas City to Chicago (Fred Harvey Service). Chair Car . . . Chicago and Kansas City.

Albuquerque, Belen and El Paso

SOUTH—Read down NORTH—Read up

Table F: Albuquerque, Belen and El Paso. Includes routes for No. 13 The El Pasoan, No. 14 The El Pasoan, and No. 13 The El Pasoan. Lists stations like Albuquerque, Isleta, Los Lunas, Belen, San Acacia, Socorro, San Antonio, Engel, Rincon, Las Cruces, Mesilla Park, Anthony, Canutillo, El Paso.

Equipment

Trains 13 and 14 Chair Car . . . Albuquerque and El Paso.



Good for tickets, meals and refreshments on the Santa Fe!

EXPLANATORY NOTES:

Sec.—Section; D. R.—Drawing Room D. B. R.—Double Bedroom Comps—Compartments Obs.—Observation f Flag Stop For explanation of reference marks see pages 14 and 15.

Time shown in light figures indicates a.m. Time shown in dark figures indicates p.m.

Houston, West Texas & California—also Dallas, Ft. Worth & California WEST—Read down EAST—Read up

Table G: Houston, West Texas & California. Includes routes for No. 66-75-1-123 Daily Example, No. 124-2-76-65 Daily Example, No. 66, No. 75, No. 12, No. 77, No. 75, No. 75, No. 1, Motor Coaches, No. 1, No. 2, Motor Coaches, No. 124, No. 2, No. 123, No. 1, No. 63, No. 63, Motor Coach, No. 1, Motor Coach, No. 2, Motor Coach, Pacific Standard Time.

Equipment

No. 66 and 65, California Special between Houston and Temple; No. 75 and 76 between Temple and Clovis; No. 1, The San Francisco Chief Clovis to Barstow, No. 2 Winslow to Clovis; No. 123, The Grand Canyon Barstow to Los Angeles; No. 124 Los Angeles to Winslow; No. 1 and No. 2, San Francisco Chief between Clovis and Richmond. Lounge Car . . . Houston and Clovis. Clovis and Winslow. Clovis and Richmond. Sleeping Car . . . Houston and Richmond—8 Sec., 2 Comps., 2 D. B. R. (On No. 1 and 2 between Clovis and Richmond.) Car 10 (westbound); Car 22 (eastbound). Houston and Clovis—6 Section, 6 Roomette, 4 D. B. R. Car 681 (westbound); Car 781 (eastbound). Dallas and Los Angeles—6 Sec., 6 Roomette, 4 D. B. R. (On 12-77 and 78-11 between Dallas and Brownwood.) Car 231 (westbound); Car 241 (eastbound). Chair Car . . . Houston and Clovis; Houston and Richmond (On No. 1 and 2 between Clovis and Richmond.) Car 308 (westbound); Car 408 (eastbound). Dallas and Los Angeles; Car 770 (westbound); Car 780 (eastbound). Dining Car . . . Houston and Clovis; Clovis and Winslow; Clovis and Richmond (On No. 1 and 2.) (Fred Harvey Service.) All chair car seats reserved between Houston—Richmond and all intermediate points. Reserved seat reservation required. For complete list of San Francisco Chief see page 7.

Chicago, Kansas City, Carlsbad Caverns SOUTH and WEST—Read down EAST and NORTH—Read up

No. 1-25 Daily Example		Mls.	Table I	No. 26-2 Daily Example	
3:15 PM	Sun.	0	Lv. Chicago	2:00 PM	Mon.
10:25 PM	"	451	Ar. Kansas City	6:25 AM	"
10:45 PM	"	451	Lv. Kansas City	5:55 AM	"
11:50 PM	"	517	Ar. Topeka	4:15 AM	"
1:05 AM	Mon.	578	Ar. Emporia	3:00 AM	"
2:15 AM	"	651	Ar. Newton	1:35 AM	"
3:05 AM	"	678	Ar. Wichita	12:55 AM	"
3:55 AM	"	713	Ar. Wellington	11:59 PM	Sun.
6:00 AM	"	804	Ar. Waynoka	9:45 PM	"
9:55 AM	"	1025	Ar. Amarillo	5:55 PM	"
10:35 AM	Mon.	0	Lv. Amarillo	5:25 PM	Sun.
1:00 PM	"	122	Ar. Lubbock	3:05 PM	"
10:05 AM	Mon.	1025	Lv. Amarillo	5:45 PM	Sun.
11:59 AM	"	1129	Ar. Clovis (C.S.T.)	4:00 PM	"
1:45 PM	"	1129	Lv. Clovis (M.S.T.)	1:00 PM	"
2:09 PM	"	1147	Ar. Portales	12:29 PM	"
4:15 PM	"	1238	Ar. Roswell	10:30 AM	"
4:36 PM	"	1255	Ar. Dexter	10:01 AM	"
4:45 PM	"	1260	Ar. Hagerman	9:52 AM	"
4:55 PM	"	1269	Ar. Lake Arthur	9:41 AM	"
5:11 PM	"	1280	Ar. Artesia	9:27 AM	"
6:00 PM	"	1313	Ar. Carlsbad	8:45 AM	"

Equipment

Trains 1 and 2 between Chicago and Clovis, Trains 25 and 26 between Clovis and Carlsbad.

Sleeping Car..... Chicago and Amarillo (for Lubbock)-6 Sec., 6 Roomettes, 4 D. B. R. Car 15 (westbound); Car 20 (eastbound)
Chicago and Clovis—10 Roomette, 3 D. B. R., 2 Comps— Car 18 (westbound); Car 28 (eastbound) 4 D. R., 1 D. B. R. Lounge. Car 19 (westbound); Car 29 (eastbound)
Kansas City and Clovis—10 Roomette, 6 D. B. R. Car 14 (westbound); Car 25 (eastbound)
Chicago and Clovis.
Dining Car..... Chicago and Clovis (Fred Harvey Service).
Chair Cars..... Chicago and Clovis. Car 309 (westbound); Car 409 (eastbound)
Clovis and Carlsbad.

Colorado and California

SOUTH and WEST—Read down EAST and NORTH—Read up

No. 27-200-19 Daily Example		Mls.	Table J	No. 20-191-28 Daily Example	
7:50 PM	Sunday	0	Lv. Denver (U.D.) (M.S.T.)	6:05 PM	Monday
9:38 PM	"	75	Ar. Colorado Springs	4:20 PM	"
10:45 PM	"	119	Ar. Pueblo (Union Depot)	2:25 PM	"
11:50 PM	"	183	Ar. La Junta	1:05 PM	"
12:15 AM	Monday	183	Lv. La Junta	12:35 PM	Monday
7:40 AM	"	531	Ar. Albuquerque	5:40 AM	"
11:50 AM	"	820	Ar. Winslow	1:10 AM	"
1:40 PM	"	908	Ar. Williams Jet	11:05 PM	Sunday
1:55 PM	Monday	908	Lv. Williams Jet	9:15 PM	Sunday
3:40 PM	"	976	Ar. Grand Canyon	7:30 PM	"
11:40 AM	Monday	0	Lv. Grand Canyon		
1:25 PM	"	68	Ar. Williams Jet		
1:40 PM	Monday	908	Lv. Williams Jet	11:05 PM	Sunday
6:55 PM	"	1276	Ar. Barstow (P.S.T.)	3:45 PM	"
9:00 PM	"	1357	Ar. San Bernardino	1:43 PM	"
10:35 PM	"	1407	Ar. Pasadena	12:31 PM	"
11:15 PM	"	1417	Ar. Los Angeles (P.S.T.)	12:01 PM	"
12:45 AM	Tuesday	1417	Lv. Los Angeles (P.S.T.)	9:45 AM	Sunday
4:00 AM	"	1545	Ar. San Diego (P.S.T.)	6:50 AM	"

Equipment

Westbound—Train 27 Denver to Pueblo, Train 200 Pueblo to La Junta, Train 19 La Junta to California.

Eastbound—Train 20 California to La Junta; Train 191 La Junta to Pueblo, Train 28 Pueblo to Denver.

All chair car seats reserved between Denver and Los Angeles and all intermediate points. Reserved seat reservation required.

Sleeping Car..... Denver and Los Angeles—6 Sec., 6 Roomettes, 4 D. B. R. Car 190 (westbound); Car 204 (eastbound)
Chair Car..... Denver and Los Angeles; Car 508 (westbound); Car 608 (eastbound); Los Angeles and San Diego.
Dining Car..... La Junta and Los Angeles. (Fred Harvey Service).
Big Dome Lounge Car... La Junta and Los Angeles.

EXPLANATORY NOTES: Sec.—Section. D. R.—Drawing-room. Comps.—Compartments. Obs.—Observation. For explanation of Reference Marks see pages 14 and 15.



For Business or Pleasure, take the Train...

RENT A NEW HERTZ CAR AT YOUR DESTINATION!

Here's how to pack more pleasure into any vacation—or get a lot more done on a business trip, too. Ride relaxed in the solid comfort of today's great trains. Enjoy your trip! Then, on arrival, rent a bright, new Hertz car.

And you'll get a car you like to drive. A beautifully maintained, fully equipped Hertz car. Your ticket agent will gladly arrange to reserve one for you.

Hertz cars are easy to rent. Just show your driver's license and proper identification and you're on your way. Rates are low, too. They include all gasoline, oil and proper insurance—no matter how many ride!

So, try The Rail-Auto Travel Plan. When time means money, there's no more economical way to travel!

Ask about "Rent it here...Leave it there" service!



Dallas, Ft. Worth, Brownwood and San Angelo Via Brownwood

WEST—Read down EAST—Read up

No. 12-77 The Angelo Daily Example		Mls.	Table M	No. 78-11 The Angelo Daily Example	
8:15 PM	Sun.	0	Lv. Dallas (C.S.T.)	7:45 AM	Mon.
9:00 PM	"	31	Ar. Ft. Worth	7:00 AM	"
9:20 PM	Sun.	31	Lv. Ft. Worth	5:45 AM	Mon.
10:04 PM	"	56	Ar. Cresson	5:01 AM	"
11:19 PM	"	107	Ar. Stephenville	3:20 AM	"
11:48 PM	"	121	Ar. Dublin	2:48 AM	"
1:25 AM	Mon.	173	Ar. Brownwood	1:00 AM	"
2:30 AM	"	173	Lv. Brownwood	12:05 AM	"
4:47 AM	"	227	Ar. Ballinger	10:00 PM	Sun.
6:10 AM	"	263	Ar. San Angelo (C.S.T.)	8:50 PM	"

THE ANGELO Equipment

Trains 11 and 12 between Dallas and Fort Worth, Trains 77 and 78 Fort Worth and San Angelo.
Chair Car..... Dallas—Ft. Worth and San Angelo.

Dallas, Ft. Worth and Clovis Via Brownwood

WEST—Read down EAST—Read up

No. 12-77-75 The California Special Daily Example		Mls.	Table N	No. 76-78-11 The Texas Daily Example	
8:15 PM	Sun.	0	Lv. Dallas (C.S.T.)	7:45 AM	Mon.
9:00 PM	"	31	Ar. Ft. Worth	7:00 AM	"
9:20 PM	"	31	Lv. Ft. Worth	5:45 AM	"
11:48 PM	"	121	Ar. Dublin	2:48 AM	"
1:25 AM	Mon.	170	Ar. Brownwood	1:00 AM	"
2:00 AM	"	170	Lv. Brownwood	12:25 AM	"
4:25 AM	"	284	Ar. Sweetwater	9:50 PM	Sun.
6:55 AM	"	390	Lv. Slaton	7:40 PM	"
7:30 AM	"	406	Ar. Lubbock	7:15 PM	"
10:30 AM	"	494	Ar. Clovis (C.S.T.)	4:25 PM	"

Equipment

Trains 12-77 and 78-11 between Dallas and Brownwood, Trains 75 and 76 Brownwood and Clovis.
Sleeping Car... Dallas and Clovis—6 Roomette, 6 Sec., 4 D.B.R.
Chair Car..... Dallas and Clovis.
Dining Car..... Brownwood and Clovis.

Houston and San Angelo

WEST—Read down EAST—Read up

No. 66-76-77 California Special- The Angelo Daily Example		Mls.	Table O	No. 78-76-65 The Angelo- California Special Daily Example	
6:45 PM	Sun.	0	Lv. Houston (C.S.T.)	8:15 AM	Mon.
10:40 PM	"	191	Ar. Temple	4:00 AM	"
1:35 AM	Mon.	324	Ar. Brownwood	12:45 AM	"
2:55 AM	"	334	Ar. Bangs	11:38 PM	Sun.
3:21 AM	"	346	Ar. Santa Anna	11:18 PM	"
3:52 AM	"	361	Ar. Valera	10:49 PM	"
4:15 AM	"	371	Ar. Talpa	10:33 PM	"
4:47 AM	"	387	Ar. Ballinger	10:00 PM	"
5:07 AM	"	395	Ar. Rowena	9:43 PM	"
5:25 AM	"	404	Ar. Miles	9:28 PM	"
6:10 AM	"	423	Ar. San Angelo	8:50 PM	"

Equipment

Trains 66 and 65 between Houston and Temple, Trains 75 and 76 between Temple and Brownwood, Trains 77 and 78 between Brownwood and San Angelo.
Chair Car..... Houston and San Angelo. (with change)

Los Angeles to Bakersfield, Oakland and San Francisco

NORTH—Read down

Motor Coach Daily	Motor Coach Daily	Mls.	Table P	Motor Coach Daily	Motor Coach Daily
10:00 AM	9:30 AM	0	(Pacific Standard Time)	4:20 PM	2:25 AM
10:18 AM		6	Lv. Los Angeles (Union Station) Ar	4:02 PM	2:10 AM
10:30 AM		12	Lv. Hollywood	3:45 PM	1:58 AM
			Ar. N. Hollywood		
	10:00 AM		Lv. Pasadena	4:23 PM	
	10:14 AM	9	Ar. Glendale	4:02 PM	
	10:28 AM	13	Ar. Burbank	3:51 PM	
10:52 AM	10:58 AM	22	Ar. San Fernando	3:29 PM	1:43 AM
1:10 PM	1:10 PM	113	Ar Bakersfield (Santa Fe Sta.) Lv	1:20 PM	11:50 PM

SOUTH—Read down

Motor Coach	Motor Coach	Motor Coach	Motor Coach	Motor Coach	Motor Coach
3:20 AM	7:15 PM	12:35 PM	414	Lv. Richmond	7:25 AM
3:45 AM	7:49 PM	1:00 PM	423	Ar. Berkeley	7:00 AM
3:55 AM	7:55 PM	1:15 PM	426	Ar. Oakland	6:45 AM
4:15 AM	7:55 PM	1:15 PM	433	Ar. San Francisco (P.S.T.) Lv	6:45 AM

Los Angeles and San Diego

Table Q

San Diegan Sundays and Holidays	San Diegan Daily	San Diegan Daily	San Diegan Daily	San Diegan Daily	San Diegan Daily	Miles	San Diegan Except Sundays and Holidays	San Diegan Daily	San Diegan Daily	San Diegan Daily	San Diegan Sundays and Holidays	San Diegan Daily
7:30 PM	4:45 PM	1:30 PM	9:20 AM	6:05 AM	12:45 AM	0	Lv. Los Angeles (P.S.T.)	7:45 AM	9:45 AM	2:45 PM	6:25 PM	8:55 PM
8:25 PM	5:50 PM	2:35 PM	10:25 AM	7:05 AM	1:54 AM	36	Ar. Santa Ana	6:42 AM	8:42 AM	1:45 PM	6:24 PM	7:50 PM
9:15 PM	6:46 PM	3:31 PM	11:21 AM	8:00 AM	3:00 AM	87	Ar. Oceanside	5:55 AM	7:45 AM	12:47 PM	4:27 PM	6:57 PM
10:10 PM	7:40 PM	4:25 PM	12:15 PM	9:00 AM	4:00 AM	128	Ar. San Diego (P.S.T.)	5:05 AM	6:50 AM	11:50 AM	3:30 PM	6:00 PM

SAN DIEGAN STREAMLINERS (Air-conditioned)

Trains 70, 71, 72, 73, 74, 75, 76, 77, 78, 79, 80, 81
Streamliner Chair Car Service

EXPLANATORY NOTES:

Sec.—Section; D. R.—Drawing Room; Comps.—Compartments; Obs.—Observation; D. B. R.—Double Bedroom. f Flag stor.
For explanation of Reference Marks see pages 14 and 15.
Holidays referred to are Memorial Day, Fourth of July, Labor Day, Thanksgiving, Christmas, New Years and Washington's Birthday.

Time shown in light figures indicates a.m. Time shown in dark figures indicates p.m.

PROFILE OF SANTA FE



Altitude of Principal Stations

Missouri River and East

Chicago	593
Ft. Madison	523
Galesburg	755
Joliet	549
Kansas City	781

Kansas

Arkansas City	1118
Dodge City	2486
Florence	1270
Great Bend	1848
Hutchinson	1530
Newton	1445
Syracuse	3229
Topeka	889
Wichita	1312

Oklahoma

Alva	1349
Ardmore	876
Bartlesville	700

Oklahoma

Guthrie	940
Oklahoma City	1262
Pauls Valley	926
Perry	996
Ripley	821
Shawnee	1014
Tulsa	750
Woodward	1904

Texas

Alpine	4484
Alvin	48

Texas

Amarillo	3662
Ballinger	1684
Beaumont	21
Brenham	330
Brownwood	1342
Canadian	2344
Cleburne	758
Dallas	512
El Paso	3709
Ft. Worth	670
Gainesville	738
Galveston	17
Houston	54

Texas

Lampasas	1017
Lubbock	3195
McGregor	713
Morgan	720
Navasota	215
Paris	564
Plainview	3369
Presidio	2592
San Angelo	1851
Sweetwater	2145
Temple	736
Weatherford	1010

Colorado

Canon City	5323
Colorado Springs	6032
Denver	5280
La Junta	4045
Lamar	3603
Palmer Lake	7240
Pueblo	4690
Trinidad	5971

New Mexico

Albuquerque	4934
Belen	4785
Carlsbad	3107

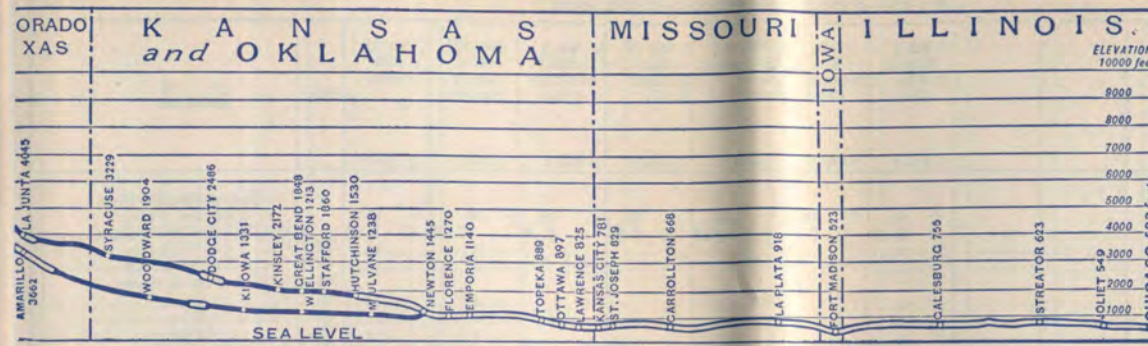
REFERENCE NOTES FOR PAGES 8, 9 and 11 TO 35, INCLUSIVE

The following conditional stop notes apply to paying passengers only.

- Meal Stop.
- † Daily except Sunday.
- ‡ Stops to receive passengers for South of Barstow and discharge passengers from La Junta and East.
- Trains Nos. 14 and 15, between Williams Jct. and Grand Canyon operate daily May 28 to September 23, 1961. For service prior to May 28, consult Agent.
- Motor Coach service. Regular railroad tickets may be exchanged at Williams or Grand Canyon for Motor Coach tickets without additional charge. Certain employee and other Special Rate Tickets will be exchanged only on payment of the difference.
- ▲ Via Texas Motor Coaches.
- ▼ Stops to receive passengers for Chicago and beyond to discharge passengers from Woodward, Canadian, Pampa, Amarillo, Hereford, Clovis, Ft. Sumner, Vaughn, Belen, and scheduled stops Williams and beyond.
- Taxi service provided between Ottawa Junction and Ottawa for passengers making connections to or from points Ottawa Junction and south, or to or from points intermediate Ottawa Junction-Lawrence, or to or from points intermediate Ottawa Junction-Kansas City. Checked baggage will not be handled via taxi cab service.
- Passengers from main line destined U. S. Veterans' Administration Hospital, Fort Lyon, should buy tickets to Las Animas, via main line. From here they get to U. S. Veterans' Hospital at Ft. Lyon by automobile quickly and at little expense.
- Stops to receive passengers for scheduled stops in California. See Rules page 6.
- Stops to discharge passengers from Albuquerque and beyond or receive for Barstow and beyond.
- C.S.T. Central Standard Time.
- M.S.T. Mountain Standard Time.
- P.S.T. Pacific Standard Time only.
- ① Stops to receive passengers for Newton and beyond or discharge passengers from La Junta and beyond.
- ② Stops to discharge passengers from Oklahoma City and beyond and to receive for Houston and beyond.
- ③ Stops to receive passengers for Los Angeles and to discharge passengers from Oceanside, Del Mar or San Diego.
- ④ Stops to discharge passengers from Oceanside, Del Mar and San Diego.
- ⑤ Stops to receive passengers for North of La Junta and discharge passengers from California and Arizona.
- ⑥ Stops to discharge passengers from Houston and beyond and to receive for Oklahoma City and beyond.
- ⑦ Stops to receive passengers for Oceanside, Del Mar and San Diego.
- ⑧ For Interstate passengers only.
- ⑨ Stops to receive passengers for Albuquerque and beyond or to discharge passengers from Barstow and beyond.
- ⑩ Via Texas Motor Coaches, daily except Sundays, connection is made at Ft. Worth.
- ⑪ Motor Coach between Richmond and San Francisco.
- ⑫ Stops to discharge passengers from Belen and beyond.
- ⑬ Via Orange Belt Stages Bus Line.
- ⑭ Stops to receive passengers for Lamy, New Mexico or scheduled stops in California.
- ⑮ Via Orange Belt Stages Bus Line. Arrival time shown at Bakersfield 10.45 A.M. is at Southern Pacific station where connection is made with Southern Pacific Train No. 51 departing Bakersfield 11.02 A.M.
- a Stops at stations in Illinois to receive or discharge passengers for stations in Illinois or receive passengers for stations Kansas City or beyond.
- b Stops to receive passengers for Belen and beyond or to discharge passengers from beyond Clovis.
- c Stops to receive passengers for Bakersfield and beyond and discharge passengers from Clovis and beyond.
- d Stops to receive passengers for Los Angeles.
- e Stops to receive passengers for points west of Coleman.
- f Flag stop to receive or discharge paying passengers.
- g Stops to receive passengers for Kansas City and beyond or discharge passengers from Chicago and beyond.
- h Stops to discharge passengers from Los Angeles.
- i Stops to discharge passengers from points west of Coleman.
- k Stops to receive passengers for Clovis and beyond or discharge passengers from Belen and beyond.
- m Stops to receive passengers for Albuquerque and beyond.
- p Stops to receive passengers for North of Barstow and discharge passengers from Clovis and beyond.
- q Stops to receive passengers for Clovis and beyond.
- r Stops to receive passengers for Clovis and beyond and discharge passengers from North of Barstow.
- t Stops to receive passengers for west of Brownwood and discharge from Houston and beyond.
- u Stops to receive passengers for Albuquerque and beyond and discharge passengers from Las Vegas and beyond.
- v Stops to receive passengers for Wichita and beyond or to discharge passengers from Chicago.
- w Stops to receive passengers for Kansas City and beyond.
- x Stops to discharge passengers from Ft. Worth and beyond and to receive for Oklahoma City and beyond.
- y Stops to receive passengers for Williams Junction and beyond.
- z Stops to discharge passengers from Wellington and beyond and receive for Waynoka and beyond.
- A Stops to receive passengers for Houston and beyond and to discharge from west of Brownwood.
- B Stops to discharge passengers from Oklahoma City and beyond and to receive passengers for Ft. Worth, Dallas and beyond.
- C Stops to receive passengers for scheduled stops Williams Jct., Ariz. and beyond, also for Tulsa and Woodward, Okla., and Canadian, Pampa, Amarillo and Hereford, Texas and Clovis, Ft. Sumner, Vaughn and Belen, N. M.
- D Stops to discharge passengers from stations beyond Houston.
- E Stops to receive passengers for Brownwood and beyond.
- G Stops to receive passengers for points between this station and Kansas City and beyond or discharge passengers from points between this station and Newton and beyond.
- H Stops to receive passengers for La Junta and beyond or discharge passengers from Newton and beyond.
- I Stops to discharge passengers from beyond Wichita, from south of Ottawa and to receive for Chicago and beyond.

(Continued on page 15.)

BETWEEN CHICAGO AND CALIFORNIA



California

Arrowhead Springs	2000
Bagsdad	782
Bakersfield	404
Barstow	2105
Colton	977
Fresno	296
Goffs	2585
Hanford	248
Hesperia	3193
Highland	1314
Los Angeles	318
Merced	172
Mojave	2745
Needles	476
Oakland	36
Orange	172
Pasadena	830
Redlands	1356
Riverside	851
San Bernardino	1077
San Diego	13
San Francisco	8
Stockton	23
Summit (Cajon Pass)	3822
Tehachapi	3963
Tulare	283
Upland	1210
Visalia	334
Yosemite	4000 to 9000

New Mexico

Clovis	4225
Continental Divide	7247
Deming	4334
Fort Sumner	4040
Gallup	6506
Glorieta	7421
Laguna	5788
Lamy	6457
Las Cruces	3860
Las Vegas	6392
Mountainair	6470

New Mexico

Raton	6666
Tunnel Raton	7588
Roswell	3565
San Marcial	4438
Santa Fe	6986
Silver City	5859
Socorro	4570
Springer	5769
Texico	4138
Vaughn	5952
Willard	6160

Arizona

Adamana	5292
Arizona Divide	7313
Ash Fork	5128
Castle Hot Springs	1967
Clarkdale	3461
Congress Jct.	3068
Copper	5059
Drake	4649
Flagstaff	6902
Grand Canyon Rim	7000
at Colorado River	2500

Arizona

Holbrook	5080
Kingman	3335
Parker	458
Peach Springs	4796
Phoenix	1081
Prescott	5389
Seligman	5242
Skull Valley	4260
Wickenburg	2077
Williams Junction	6943
Winslow	4843

REFERENCE NOTES FOR PAGES 8, 9 and 11 TO 35, INCLUSIVE

The following conditional stop notes apply to paying passengers only.

- J Stops to discharge passengers from Temple and beyond and to receive passengers destined Houston.
- K Stops to receive passengers for Trinidad and beyond and discharge passengers from La Junta and beyond.
- L Stops to receive passengers for Kansas City and beyond and South of Newton or discharge passengers from Albuquerque and beyond.
- M Stops to discharge passengers from North of La Junta.
- N Stops to receive passengers for beyond Wellington.
- O Stops to receive passengers for stations beyond Houston.
- P Stops to discharge passengers from scheduled stops beyond Newton.
- Q Stops to discharge passengers from beyond Kansas City.
- R Stops to discharge passengers from Brownwood and beyond.
- S Stops to discharge passengers from Williams Junction and beyond.
- T Stops to receive passengers for beyond Newton.
- U Stops to receive passengers destined Temple and beyond and to discharge passengers from Houston.
- V Stops to receive passengers for beyond Albuquerque and discharge passengers from Las Vegas and beyond.
- W Stops to receive passengers for Pueblo and beyond or to discharge passengers from Denver.
- X Stops to receive passengers for Las Vegas and beyond and discharge passengers from beyond Albuquerque.
- Y Stops to receive passengers for Kansas City and beyond or discharge passengers from Los Angeles.
- Z Stops to discharge passengers from scheduled stops in California.
- aa Stops to receive passengers for Stockton and beyond or discharge passengers from Bakersfield and beyond.
- bb Stops to receive passengers for Las Vegas and beyond and discharge passengers from Albuquerque and beyond.
- cc Stops to receive passengers for La Junta and beyond and discharge from Trinidad and beyond.
- dd Stops to receive passengers for Chicago and beyond.
- ee Passengers from Colton, Riverside or Redlands holding tickets routed via Santa Fe Lines to Phoenix, Williams or beyond, will be transported via limousine without charge to San Bernardino upon application to ticket agents at Colton, Riverside or Redlands.
- hh Stops to receive passengers for Raton and beyond and discharge passengers from Las Vegas and beyond.
- jj Stops to receive passengers for Colorado Springs, Pueblo or beyond or discharge passengers from Denver and beyond.
- kk Stops to receive passengers for Kansas City and beyond or discharge from Barstow and beyond.
- nn Stops to discharge passengers from Kansas City and beyond, Brownwood and beyond and to receive for Bakersfield and beyond or for Prescott and beyond.
- oo Stops to discharge passengers from Kansas City and beyond.
- qq Stops to receive passengers for San Bernardino and beyond and discharge passengers from Newton and beyond.
- rr Stops to receive passengers for La Junta and east and discharge passengers from South of Barstow.
- tt Stops to receive passengers for Pasadena and Los Angeles and to discharge passengers from Kansas City and beyond.
- xx Stops to discharge passengers from Stockton and beyond and to receive passengers for Fresno and beyond.
- yy Stops to discharge passengers from Kansas City and beyond and to receive passengers for La Plata and beyond.
- DD Stops to receive passengers for beyond Amarillo and discharge passengers from Clovis and beyond.
- EE Stops to discharge passengers from Fresno and beyond and to receive passengers for Stockton and beyond.
- FF Stops to discharge passengers from St. John, Garden City Lamar, La Junta and beyond.
- GG Stops to receive passengers for Albuquerque and beyond, or to discharge passengers from Emporia, Kansas City and beyond, and South of Newton.
- HH Stops to discharge passengers from scheduled stops Albuquerque and beyond.
- JJ Stops to receive passengers for Belen and beyond.
- KK Stops to discharge passengers from scheduled stops Williams Jct., Ariz. and beyond and from Belen, Vaughn Ft. Sumner and Clovis, N.M., Hereford, Amarillo, Pampa and Canadian, Tex., and Woodward, Okla.
- LL Stops to receive passengers for Wellington and beyond or discharge passengers from Waynoka and beyond.
- NN Stops to receive passengers for Clovis and beyond and discharge passengers from beyond Amarillo.
- OO Stops to discharge passengers from Dodge City to Halstead, Kans., inclusive.
- PP Stops to discharge passengers from Fresno and beyond.
- RR Passengers holding tickets reading via Santa Fe Lines from or via Williams or Phoenix to Colton, Riverside or Redlands or destinations beyond those points will be transported between San Bernardino and Colton, Riverside or Redlands via limousine without charge upon application to San Bernardino ticket agent.
- SS Stops to receive passengers for Tulsa, Okla. or stations Dodge City to Halstead, inclusive.
- TT Stops to receive passengers for Emporia, Kansas City and beyond and South of Newton or discharge passengers from Albuquerque and beyond.
- XX Stops to receive passengers for Clovis and beyond and discharge passengers from Bakersfield and beyond.
- ZZ Stops to discharge passengers from Kansas City and beyond and South of Newton or receive passengers for Albuquerque and beyond.

Kansas City and Dodge City

Rail-Auto Service available at this point

For explanation of Reference Marks see pages 14 and 15.

No. 1		No. 123		No. 19		No. 9		No. 17 El Capitan Daily		No. 17 Super Chief Daily		No. 15		Miles		Table 2	
Daily		Daily		Daily		Daily		Daily		Daily		Daily		Miles		Central Standard Time	
3.15 PM	10.25 PM	11.00 AM	8.50 PM	9.00 AM	4.35 PM	10.00 PM	7.00 AM	6.30 PM	1.55 AM	6.30 PM	1.55 AM	6.00 PM	1.30 AM	451.1	0	Lv.	CHICAGO
11.59 PM	10.45 PM	9.30 PM	5.00 PM	5.05 PM	4.55 PM	9.15 AM	2.05 AM	2.05 AM	2.05 AM	1.50 AM	1.50 AM	451.1	0	Ar.	0	Ar.	KANSAS CITY
<p>Table 2 Central Standard Time (Dearborn Station) CHICAGO KANSAS CITY</p> <p>Table 2 Central Standard Time (Dearborn Station) CHICAGO KANSAS CITY</p>																	

Dodge City and Kansas City

Rail-Auto Service available at this point

For explanation of Reference Marks see pages 14 and 15.

Table 2		No. 16		No. 2		No. 18 Super Chief Daily		No. 18 El Capitan Daily		No. 124		No. 12		No. 20		Miles	
Central Standard Time		Daily		Daily		Daily		Daily		Daily		Daily		Daily		Miles	
9.00 AM	1.10 AM	2.00 PM	6.25 AM	1.30 PM	5.40 AM	1.30 PM	5.40 AM	5.30 AM	6.35 AM	8.00 PM	12.25 PM	8.00 PM	7.15 PM	10.55 PM	451.1	0	
12.50 AM	5.55 AM	5.25 AM	5.25 AM	6.05 AM	12.10 PM	12.05 PM	3.00 PM	10.00 PM	10.35 PM	11.00 AM	4.15 AM	4.15 AM	9.35 AM	9.10 AM	451.1	0	
<p>Table 2 Central Standard Time (Dearborn Station) CHICAGO KANSAS CITY</p> <p>Table 2 Central Standard Time (Dearborn Station) CHICAGO KANSAS CITY</p>																	

Dodge City and Albuquerque

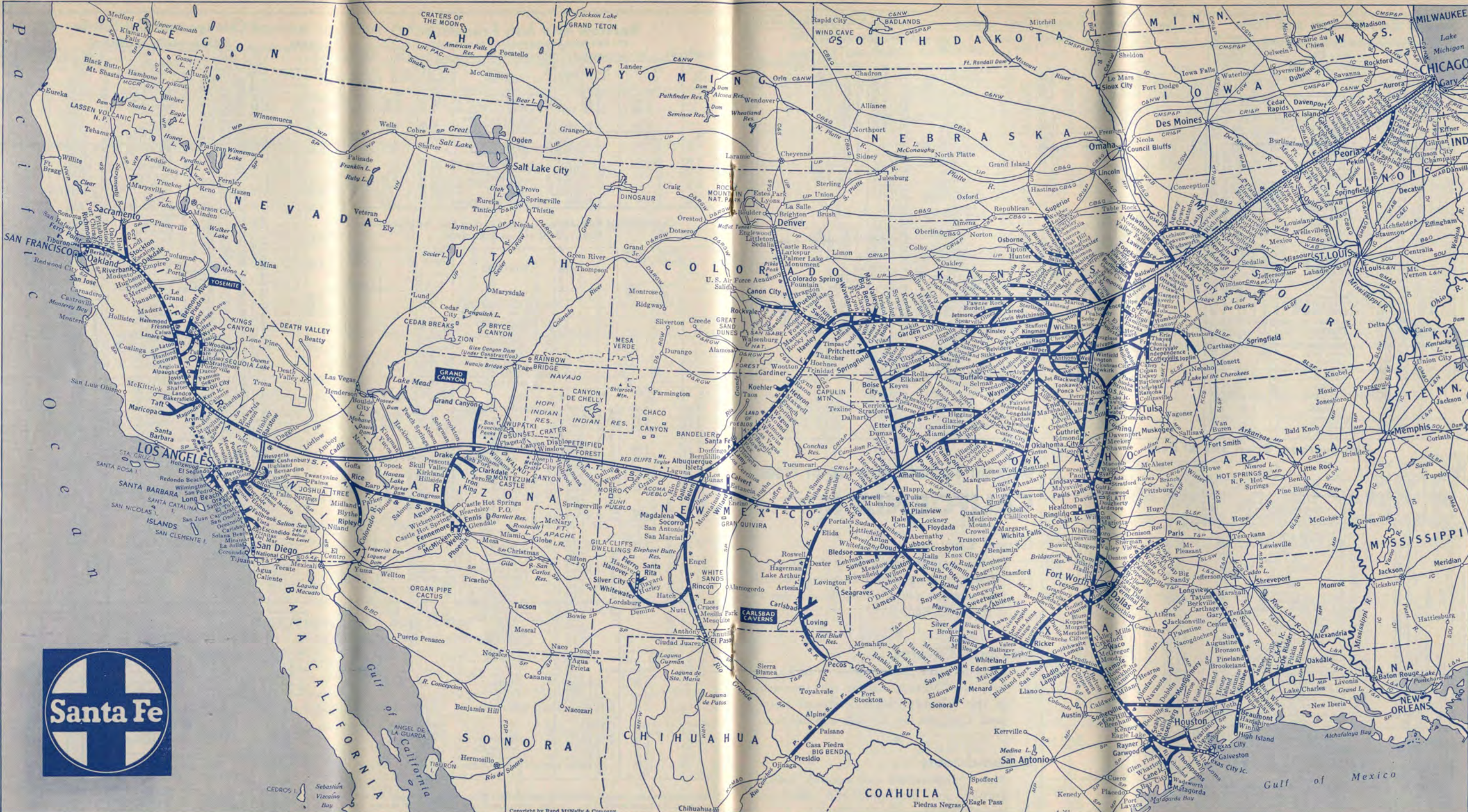
Read down For explanation of Reference Marks see pages 14 and 15 Rail-Auto Service available at this point Read up

Table 3: Dodge City and Albuquerque. Columns include No. 19, No. 17 El Capitan, No. 17 Super Chief, No. 123, Miles, Table 3, No. 18 Super Chief, No. 18 El Capitan, No. 124, No. 20. Rows list stations from Chicago to Albuquerque with departure and arrival times.

Albuquerque and Barstow

Read down For explanation of Reference Notes see pages 14 and 15 Rail-Auto Service available at this point Read up

Table 4: Albuquerque and Barstow. Columns include No. 3, No. 17 El Capitan, No. 17 Super Chief, No. 123, No. 1, No. 19, Miles, Table 4, No. 20, No. 124, No. 2, No. 18 Super Chief, No. 18 El Capitan, No. 4. Rows list stations from Chicago to Barstow with departure and arrival times.



Santa Fe Through Lines **Two Tracks** **Motor Route Coordinated with Train Service** **Roads**

CENTRAL STANDARD TIME: East of Dodge City, Clovis and Scott City. **PACIFIC STANDARD TIME:** Needles and west thereof, and west of Ogden and Parker.

MOUNTAIN STANDARD TIME: East of Ogden, Needles and Parker — West of Dodge City and Clovis, and points Scott City to Garden City.

MILEAGE OF LINES OPERATED

Acheson, Topeka & Santa Fe Ry.	9,068 miles
Panhandle and Santa Fe Ry.	1,888 miles
Gulf, Colorado & Santa Fe Ry.	2,039 miles
Total Mileage	12,995 miles

Kansas City, Chanute and Tulsa

Read down		Miles		Read up	
No. 19 Daily	No. 1 Daily			No. 12 Daily	No. 20 Daily
AM 9.00	PM 3.15	0	0	PM 8.00	AM 7.15
PM 4.35	PM 10.25	451.1	0	PM 12.25	PM 10.55
Central Standard Time					
Lv. CHICAGO Ar. KANSAS CITY					
No. 211 No. 47					
PM 5.00	PM 11.59	0	0	PM 12.10	PM 10.00
Lv. KANSAS CITY Ar. CHANUTE					
PM 5.25	PM 12.40	4.2	0	PM 11.31	PM 9.20
PM 12.51	PM 34.2	25.6	0		
PM 12.57	PM 39.5	34.2	0	PM 11.04	PM 8.57
PM 1.04	PM 45.1	49.5	0	PM 11.31	PM 9.20
PM 6.00	PM 1.30	57.8	0	PM 10.57	PM 8.40
PM 6.00	PM 1.30	57.8	0	PM 10.57	PM 8.40
PM 6.25	PM 2.03	82.4	0	PM 10.28	PM 8.00
PM 7.05	PM 2.40	109.4	0	PM 10.02	PM 7.25
PM 7.15	PM 2.50	117.1	0	PM 9.54	PM 7.15
PM 7.25	PM 3.20	126.2	0	PM 9.45	PM 7.05
PM 7.25	PM 3.30	126.2	0	PM 9.43	PM 7.02
PM 7.50	PM 3.49	132.9	0	PM 9.12	PM 6.20
PM 8.10	PM 4.35	165.2	0	PM 9.00	PM 6.08
PM 8.34	PM 4.50	177.0	0	PM 8.31	PM 5.40
PM 8.57	PM 5.10	187.5	0	PM 8.10	PM 5.15
PM 8.57	PM 5.15	187.5	0	PM 8.10	PM 5.15
PM 10.00	PM 7.00	255.6	0	PM 7.15	PM 4.10

Read down Chicago, Kansas City, Grand Canyon and California Read up

Read down		Miles		Read up	
No. 17 Daily	No. 13 Daily	No. 19 Daily		No. 14 Daily	No. 2 Daily
PM 6.30	PM 3.15	AM 11.00	AM 9.00	PM 5.30	PM 2.00
PM 1.55	PM 10.25	AM 8.50	AM 4.35	PM 6.05	PM 6.25
PM 2.05	PM 10.45	AM 9.30	AM 4.55	PM 6.35	PM 6.55
PM 5.05	PM 11.50	AM 10.50	AM 5.16.9	PM 7.05	PM 7.25
PM 6.18	PM 2.15	AM 2.10	AM 7.50	PM 7.50	PM 8.10
PM 8.55	PM 8.00	AM 9.10	AM 7.89.3	PM 8.05	PM 8.25
		AM 11.59	AM 991.7	PM 8.10	PM 8.30
Central Standard Time					
Lv. CHICAGO Ar. KANSAS CITY					
Lv. KANSAS CITY Ar. DENVER					
Lv. DENVER Ar. COLORADO SPRINGS					
Lv. COLORADO SPRINGS Ar. PUEBLO					
Lv. PUEBLO Ar. LA JUNTA					
Lv. LA JUNTA Ar. ALBUQUERQUE					
Lv. ALBUQUERQUE Ar. NEWTON (CST)					
Lv. NEWTON (CST) Ar. WICHITA					
Lv. WICHITA Ar. AMARILLO					
Lv. AMARILLO Ar. CLOVIS (MST)					
Lv. CLOVIS (MST) Ar. BELÉN					
Lv. BELÉN Ar. ALBUQUERQUE					
Lv. ALBUQUERQUE Ar. GALLUP					
Lv. GALLUP Ar. WINSLOW					
Lv. WINSLOW Ar. WILLIAMS JCT.					
Lv. WILLIAMS JCT. Ar. GRAND CANYON					
Lv. GRAND CANYON Ar. WILLIAMS JCT.					
Lv. WILLIAMS JCT. Ar. NEEDLES (PST)					
Lv. NEEDLES (PST) Ar. BARSTOW					
Lv. BARSTOW Ar. SAN BERNARDINO					
Lv. SAN BERNARDINO Ar. RIVERSIDE					
Lv. RIVERSIDE Ar. PASADENA					
Lv. PASADENA Ar. LOS ANGELES					
Lv. LOS ANGELES Ar. SAN DIEGO					
Lv. SAN DIEGO Ar. BARSTOW					
Lv. BARSTOW Ar. BAKERSFIELD					
Lv. BAKERSFIELD Ar. RICHMOND					
Lv. RICHMOND Ar. BERKELEY					
Lv. BERKELEY Ar. OAKLAND					
Lv. OAKLAND Ar. SAN FRANCISCO					

Albuquerque, Belen and El Paso

Read down		Miles		Read up	
No. 19 Daily	No. 17 Daily	No. 17 Daily		No. 14 Daily	No. 2 Daily
AM 9.00	PM 6.30	PM 6.30	0.0	PM 5.30	PM 6.05
PM 4.55	PM 2.05	PM 2.05	451.1	PM 6.05	PM 6.25
PM 7.30	PM 4.30	PM 4.30	1338.1	PM 10.00	PM 10.20
Central Standard Time					
Lv. CHICAGO Ar. KANSAS CITY					
Lv. KANSAS CITY Ar. ALBUQUERQUE					
Lv. ALBUQUERQUE Ar. BELÉN					
Lv. BELÉN Ar. RIO GRANDE RIVER					
Lv. RIO GRANDE RIVER Ar. EL PASO					
Lv. EL PASO Ar. EL PASO					

Table 9

Read down		Miles		Read up	
No. 17 Daily	No. 13 Daily	No. 19 Daily		No. 14 Daily	No. 2 Daily
PM 6.30	PM 3.15	AM 11.00	AM 9.00	PM 5.30	PM 2.00
PM 1.55	PM 10.25	AM 8.50	AM 4.35	PM 6.05	PM 6.25
PM 2.05	PM 10.45	AM 9.30	AM 4.55	PM 6.35	PM 6.55
PM 5.05	PM 11.50	AM 10.50	AM 5.16.9	PM 7.05	PM 7.25
PM 6.18	PM 2.15	AM 2.10	AM 7.50	PM 7.50	PM 8.10
PM 8.55	PM 8.00	AM 9.10	AM 7.89.3	PM 8.05	PM 8.25
		AM 11.59	AM 991.7	PM 8.10	PM 8.30
Central Standard Time					
Lv. CHICAGO Ar. KANSAS CITY					
Lv. KANSAS CITY Ar. DENVER					
Lv. DENVER Ar. COLORADO SPRINGS					
Lv. COLORADO SPRINGS Ar. PUEBLO					
Lv. PUEBLO Ar. LA JUNTA					
Lv. LA JUNTA Ar. ALBUQUERQUE					
Lv. ALBUQUERQUE Ar. NEWTON (CST)					
Lv. NEWTON (CST) Ar. WICHITA					
Lv. WICHITA Ar. AMARILLO					
Lv. AMARILLO Ar. CLOVIS (MST)					
Lv. CLOVIS (MST) Ar. BELÉN					
Lv. BELÉN Ar. ALBUQUERQUE					
Lv. ALBUQUERQUE Ar. GALLUP					
Lv. GALLUP Ar. WINSLOW					
Lv. WINSLOW Ar. WILLIAMS JCT.					
Lv. WILLIAMS JCT. Ar. GRAND CANYON					
Lv. GRAND CANYON Ar. WILLIAMS JCT.					
Lv. WILLIAMS JCT. Ar. NEEDLES (PST)					
Lv. NEEDLES (PST) Ar. BARSTOW					
Lv. BARSTOW Ar. SAN BERNARDINO					
Lv. SAN BERNARDINO Ar. RIVERSIDE					
Lv. RIVERSIDE Ar. PASADENA					
Lv. PASADENA Ar. LOS ANGELES					
Lv. LOS ANGELES Ar. SAN DIEGO					
Lv. SAN DIEGO Ar. BARSTOW					
Lv. BARSTOW Ar. BAKERSFIELD					
Lv. BAKERSFIELD Ar. RICHMOND					
Lv. RICHMOND Ar. BERKELEY					
Lv. BERKELEY Ar. OAKLAND					
Lv. OAKLAND Ar. SAN FRANCISCO					

Albuquerque and Belen

Read down		Miles		Read up	
No. 13 Daily	Motor Coach Bus 33 Daily	Motor Coach Bus 31 Daily		No. 14 Daily	Motor Coach Bus 34 Daily
PM 6.00	PM 2.35	AM 9.35	0	AM 11.40	PM 4.40
PM 6.15	PM 2.50	AM 9.50	12.6	PM 12.05	PM 4.55
PM 6.22	PM 3.05	AM 10.05	20.0	PM 12.20	PM 5.10
PM 6.40	PM 3.25	AM 10.25	30.2	PM 12.35	PM 5.25

Table 10

Read down		Miles		Read up	
No. 13 Daily	Motor Coach Bus 33 Daily	Motor Coach Bus 31 Daily		No. 14 Daily	Motor Coach Bus 34 Daily
PM 6.00	PM 2.35	AM 9.35	0	AM 11.40	PM 4.40
PM 6.15	PM 2.50	AM 9.50	12.6	PM 12.05	PM 4.55
PM 6.22	PM 3.05	AM 10.05	20.0	PM 12.20	PM 5.10
PM 6.40	PM 3.25	AM 10.25	30.2	PM 12.35	PM 5.25

Houston, Temple, also Dallas, Fort Worth, Brownwood, Sweetwater, Lubbock, Clovis, Belen, and California

Read down		Miles		Read up	
No. 66 Daily	Mis.	Table 10a	No. 65 Daily		
PM 6.45	0	Central Standard Time	AM 8.15		
PM 7.37	39.4	G. C. & S. F. Ry.	PM 7.15		
PM 8.50	68.1	HOUSTON 65	PM 8.15		
PM 9.08	81.2	Ar. Houston	PM 9.15		
PM 9.29	99.6	Ar. Wallis	PM 10.05		
PM 10.03	114.9	Ar. Sealy 77	PM 11.14		
PM 10.40	131.2	Ar. Bellville	PM 12.25		
PM 10.45	147.7	Ar. Brenham	PM 1.25		
PM 10.75	161.3	Ar. Somerville	PM 2.35		
PM 11.23	178.0	Ar. Caldwell	PM 3.45		
PM 11.58	191.4	Ar. Milano	PM 4.55		
PM 12.21		Ar. Cameron	PM 6.05		
PM 12.46		Ar. Rogers	PM 7.15		
PM 1.35		Ar. Temple	PM 8.25		
PM 1.35		Ar. Temple	PM 9.35		
PM 1.35		Ar. Temple	PM 10.45		
PM 1.35		Ar. Temple	PM 11.55		
PM 1.35		Ar. Temple	PM 12.21		
PM 1.35		Ar. Temple	PM 12.45		
PM 1.35		Ar. Temple	PM 1.15		
PM 1.35		Ar. Temple	PM 2.30		
PM 1.35		Ar. Temple	PM 3.45		
PM 1.35		Ar. Temple	PM 4.55		
PM 1.35		Ar. Temple	PM 6.05		
PM 1.35		Ar. Temple	PM 7.15		
PM 1.35		Ar. Temple	PM 8.25		
PM 1.35		Ar. Temple	PM 9.35		
PM 1.35		Ar. Temple	PM 10.45		
PM 1.35		Ar. Temple	PM 11.55		
PM 1.35		Ar. Temple	PM 12.21		
PM 1.35		Ar. Temple	PM 12.45		
PM 1.35		Ar. Temple	PM 1.15		
PM 1.35		Ar. Temple	PM 2.30		
PM 1.35		Ar. Temple	PM 3.45		
PM 1.35		Ar. Temple	PM 4.55		
PM 1.35		Ar. Temple	PM 6.05		
PM 1.35		Ar. Temple	PM 7.15		
PM 1.35		Ar. Temple	PM 8.25		
PM 1.35		Ar. Temple	PM 9.35		
PM 1.35		Ar. Temple	PM 10.45		
PM 1.35		Ar. Temple	PM 11.55		
PM 1.35		Ar. Temple	PM 12.21		
PM 1.35		Ar. Temple	PM 12.45		
PM 1.35		Ar. Temple	PM 1.15		
PM 1.35		Ar. Temple	PM 2.30		
PM 1.35		Ar. Temple	PM 3.45		
PM 1.35		Ar. Temple	PM 4.55		
PM 1.35		Ar. Temple	PM 6.05		
PM 1.35		Ar. Temple	PM 7.15		
PM 1.35		Ar. Temple	PM 8.25		
PM 1.35		Ar. Temple	PM 9.35		
PM 1.35		Ar. Temple	PM 10.45		
PM 1.35		Ar. Temple	PM 11.55		
PM 1.35		Ar. Temple	PM 12.21		
PM 1.35		Ar. Temple	PM 12.45		
PM 1.35		Ar. Temple	PM 1.15		
PM 1.35		Ar. Temple	PM 2.30		
PM 1.35		Ar. Temple	PM 3.45		
PM 1.35		Ar. Temple	PM 4.55		
PM 1.35		Ar. Temple	PM 6.05		
PM 1.35		Ar. Temple	PM 7.15		
PM 1.35		Ar. Temple	PM 8.25		
PM 1.35		Ar. Temple	PM 9.35		
PM 1.35		Ar. Temple	PM 10.45		
PM 1.35		Ar. Temple	PM 11.55		
PM 1.35		Ar. Temple	PM 12.21		
PM 1.35		Ar. Temple	PM 12.45		
PM 1.35		Ar. Temple	PM 1.15		
PM 1.35		Ar. Temple	PM 2.30		
PM 1.35		Ar. Temple	PM 3.45		
PM 1.35		Ar. Temple	PM 4.55		
PM 1.35		Ar. Temple	PM 6.05		
PM 1.35		Ar. Temple	PM 7.15		
PM 1.35		Ar. Temple	PM 8.25		
PM 1.35		Ar. Temple	PM 9.35		
PM 1.35		Ar. Temple	PM 10.45		
PM 1.35		Ar. Temple	PM 11.55		
PM 1.35		Ar. Temple	PM 12.21		
PM 1.35		Ar. Temple	PM 12.45		
PM 1.35		Ar. Temple	PM 1.15		
PM 1.35		Ar. Temple	PM 2.30		
PM 1.35		Ar. Temple	PM 3.45		
PM 1.35		Ar. Temple	PM 4.55		
PM 1.35		Ar. Temple	PM 6.05		
PM 1.35		Ar. Temple	PM 7.15		
PM 1.35		Ar. Temple	PM 8.25		
PM 1.35		Ar. Temple	PM 9.35		
PM 1.35		Ar. Temple	PM 10.45		
PM 1.35		Ar. Temple	PM 11.55		
PM 1.35		Ar. Temple	PM 12.21		
PM 1.35		Ar. Temple	PM 12.45		
PM 1.35		Ar. Temple	PM 1.15		
PM 1.35		Ar. Temple	PM 2.30		
PM 1.35		Ar. Temple	PM 3.45		
PM 1.35		Ar. Temple	PM 4.55		
PM 1.35		Ar. Temple	PM 6.05		
PM 1.35		Ar. Temple	PM 7.15		
PM 1.35		Ar. Temple	PM 8.25		
PM 1.35		Ar. Temple	PM 9.35		
PM 1.35		Ar. Temple	PM 10.45		
PM 1.35		Ar. Temple	PM 11.55		
PM					

Ancona and Pekin

Table 13. Freight Service Only. Ancona, Long Point, Dana, Minonk, Benson, Roanoke, Eureka, Washington, Morton, Groveland, Pekin.

Henrietta and St. Joseph

Table 14. Daily, Freight Service Only. Henrietta, Richmond, Lawson, Lathrop, Plattsburg, Gowar, St. Joseph (Monterey Street).

Atchison and Topeka

Table 15. Freight Service Only. Atchison, Kans. (U.D.), Atchison (Tenth St.), Parnell, Hawthorne, Cummings, Nortonville, Valley Falls, Rook Creek, Meriden, Topeka.

Holliday and Leavenworth

Table 16. Freight Service Only. Holliday, Wilder, Bonner Springs, Stone, Lansing, Wadsworth, Leavenworth.

Chanute and Longton

Table 17. Freight Service Only. Chanute, Vilas, Rest, Benedet, Fredonia, Longton.

Chillicothe-Peoria Motor Coach Service

Table 18. Daylight Standard Time. Stations: Peoria, Chillicothe, North Chillicothe. STATIONS: Peoria, Chillicothe, North Chillicothe.

La Plata and Kirksville Motor Coach Service

Table 18a. Daily, Freight Service Only. La Plata, Kirksville.

Emporia and Moline

Table 19. Freight Service Only. Emporia, Olpe, Root, Madison, M. D. Jet, Blsbee, Hamilton, Utopia, Eureka, Small, Olmar, Severy, Flat, Howard, Moline.

Ottawa and Gridley

Table 20. Freight Service Only. Ottawa, Homewood, Williamsburg, Silkville, Waverly, Hall's Summit, Sharpe, Burlington, Gridley.

Burlingame and Alma

Table 21. Freight Service Only. Burlingame, Harveyville, Ekridge, Hessdale, Allendorph, Alma.

Lawrence and Ottawa

Table 22. Freight Service Only. Lawrence, Vinland, Baldwin, Ottawa Jet, Ottawa.

Coffeyville and Winfield

Table 23. Freight Service Only. Coffeyville, Cherryvale, Independence, Elk City, Oak Valley, Longton, Elk Falls, Moline, Grenola, Cambridge, Burden, New Salem, Winfield.

Chanute and Joplin

Table 24. Freight Service Only. Chanute, Rollin, Shaw, Erie, Walnut, Brasilot, Girard, Frontenac, Pittsburg, Joplin.

Rail-Auto Service available at this point For explanation of Reference Marks See pages 14 and 15.

Strong City and Superior

Table 25. Central Standard Time. Stations: Strong City, Superior, Hymmer, Diamond Springs, Burdick, Lost Springs, Jacobs, Hope, Navarre, Enterprise, Abilene 36, Abilene, Talmage, Manchester 35, Longford, Oak Hill, Miltonvale, Aurora, Concordia, Concordia, Oneonta, Kackley, Courtland, Lovewell, Webber, Superior.

Emporia and Winfield

Table 26. Freight Service Only. Emporia, Plymouth, Saffordville, Ellinor, Gladstone, Bazar, Matfield Green, Cassoday, Aikman, Chelsea, El Dorado, Vanora, Augusta, Gordon, Douglass, Rock, Akron, Winfield.

Geuda Springs and Harper

Table 27. Central Standard Time. Stations: Geuda Springs, Harper, Ashton, Portland, South Haven, South Haven, Drury, Caldwell, Bluff City, Anthony 31, Anthony, Harper 7 31.

Rail-Auto Service available at this point For explanation of Reference Marks see pages 14 and 15

Wellington and Ponca City

Table 28. Motor Coaches Via Continental Trailways. Stations: Wellington, Ponca City, Rome, South Haven, Hunnewell, Braman, Sumpter, Blackwell 31, Tonkawa, Ponca City 64.

Florence and Ellinwood

Table 29. Freight Service Only. Stations: Florence, Marion, Canada, Hillsboro, Lehigh, Canton, Galva, McPherson, Conway, Windom, Little River, Mitchell, Lyons, Chase, Silica, Ellinwood.

Little River and Galatia

Table 30. Freight Service Only. Little River, Geneseo, Lorraine, Holyrood, Hiteschmann, Beaver, Susank, Galatia.

Hutchinson and Blackwell

Table 31. Central Standard Time. Stations: Hutchinson, Darlow, Castleton, Pretty Prairie, Varner, Kingman 32, Carvel, Basl, Rago 33, Duquoin, Harper 7 27, Anthony 27, Manchester, Gibbon, Wakita, Clyde, Medford, Numa, Deer Creek, Nardin, Blackwell 28.

Read down Wichita & Pratt Read up

Table 32. Central Standard Time. Stations: Wichita, Goddard, Garden Plain, Cheney, Murdock, Kingman 31, Calista, Cunningham, Cairo, Pratt.

Wichita and Englewood

Table 33. Central Standard Time. Stations: Wichita, Schulte, Clonmel, Viola, Anness, Norwich, Rago 31, Spivey, Zenda, Nashville, Isabel, Sawyer, Coats, Springvale, Crofts, Belvidere 34, Wilmore, Coldwater, Protection, Stka, Ashland, Acres, Englewood.

Attica and Belvidere

Table 34. Central Standard Time. Stations: Attica, Sharon, Medicine Lodge, Lake City, Sun City, Belvidere 33.

Manchester and Barnard

Table 35. Central Standard Time. Stations: Manchester, Wells, Minneapolis, Brewer, Ada, Barnard.

Abilene and Osborne

Table 36. Central Standard Time. Stations: Abilene, Salina, Glendale, Westfall, Lincoln Center, Denmark, Ash Grove, Hunter, Tipton, Osborne.

Time shown in light figures indicates a m. Time shown in dark figures indicates p m.

Great Bend and Scott City

Table 37. Schedule for Great Bend and Scott City. Includes stations like Great Bend, Heizer, Albert, Shaffer, Timken, Rush Center, Nekoma, Alexander, Bazine, Ness City, Beeler, Alamota, Dighton, Amy, Grigston, Scott City.

Scott City and Garden City

Table 37a. Schedule for Scott City and Garden City. Includes stations like Scott City, Shallow Water, Friend, Tennis, Garden City 3.

Larned and Jetmore

Table 38. Schedule for Larned and Jetmore. Includes stations like Larned, Frizell, Sanford, Rozel, Burdett, Olney, Jetmore.

Dodge City and Boise City

Table 39. Schedule for Dodge City and Boise City. Includes stations like Dodge City 2, 3, Ensign, Haggard, Montezuma, Copeland, Sublette, Satanta 40, Moscow, Hugoton, Peterita, Rolla, Wilburton, Elkhart, Sturgis, Keyes, Boise City 46.

Rail-Auto Service available at this point For explanation of Reference Marks see pages 14 and 15.

Satanta and Pritchett

Table 40. Schedule for Satanta and Pritchett. Includes stations like Satanta 39, Ulysses, Bigbow, Johnson, Manter, Bartlett, Walsh, Vilas, Springfield 46, Pritchett.

Waynoka and Buffalo

P. & S. F. Ry.

Table 40a. Schedule for Waynoka and Buffalo. Includes stations like Waynoka 7, Fair Valley, Freedom, Edith, Selman, Buffalo.

Holly and La Junta

Table 41. Schedule for Holly and La Junta. Includes stations like Holly 3, Millwood, Hartman, Bristol, Wilson Jet., Wilson Jet., Wiley, McClave, Hasty, Fort Lyon, Waveland, Waveland, Cheraw, Swink 10b, La Junta 3, 10b.

Owen and Ralston

Table 42. Schedule for Owen and Ralston. Includes stations like Owen, Hulah, Bowring, Blzheart, Nanos, Opah, Pawhuska, Betts, McInnis, Strohm, Keefe, Ralston.

Cushing and Drumright

Table 44. Schedule for Cushing and Drumright. Includes stations like Cushing, Drumright.

Calvert and Willard

Table 45. Schedule for Calvert and Willard. Includes stations like Calvert, Estancia, Willard 7.

Las Animas Jct. and Amarillo

Table 46. Schedule for Las Animas Jct. and Amarillo. Includes stations like Las Animas Junction, Gilpin, Ruxton, Frick, Harbord, Springfield 40, Bisonte, Campo, Castaneda, Boise City 39, Boise City, Amarillo 4, 7, 79.

Ponca City and Shawnee

Table 47. Schedule for Ponca City and Shawnee. Includes stations like Ponca City, Burbank, Fairfax, Ralston, Skedee, Pawnee, Glencoe, Stillwater, Cushing, Meeker, Shawnee.

Guthrie and Kiowa

Table 48. Schedule for Guthrie and Kiowa. Includes stations like Guthrie, Crescent, Lovell, Marshall, Douglas, Fairmont, Enid, Nash, Jet, Cherokee, Kiowa.

Lamy and Santa Fe

Table 49. Schedule for Lamy and Santa Fe. Includes stations like Lamy, Santa Fe. Includes times for Motor Coach Daily, Ex. Sun. Mixed, and Freight Service Only.

Baggage under railroad check transported in trucks between Lamy and Santa Fe; trucks leave Lamy 11:25 am. and 3:15 pm.; trucks leave Santa Fe 10:10 am. and 2:15 pm.

Rincon and Silver City

Table 50. Schedule for Rincon and Silver City. Includes stations like Rincon, Hatch, Nutt, Florida, Deming, Deming, Peruhill, Faywood, Whitewater, Silver City.

Whitewater and Santa Rita

Table 51. Schedule for Whitewater and Santa Rita. Includes stations like Whitewater, Hurley, Bayard, Hanover Jet., Cobre, Santa Rita.

Socorro and Magdalena

Table 52. Schedule for Socorro and Magdalena. Includes stations like Socorro 9s, Water Canyon, Magdalena.

Williams Junction and Grand Canyon

Train Nos. 14 and 15 operate daily May 28 to September 23, 1961.

Table 53. Schedule for Williams Junction and Grand Canyon. Includes stations like Williams Junction, Grand Canyon.

Hanford and Porterville

Via Orange Belt Stages.

Table 54. Schedule for Hanford and Porterville. Includes stations like Hanford 6, Visalia, Exeter, Lindsay, Strathmore, Porterville.

Pasadena and Long Beach

(INTERSTATE passengers only)

Table 54a. Schedule for Pasadena and Long Beach. Includes stations like Pasadena 5, Long Beach 5.

Entro and Humboldt

Table 55. Schedule for Entro and Humboldt. Includes stations like Entro, Yaeger, Cherry Creek, Humboldt.

Matthie and Cadiz

Table 55a. Schedule for Matthie and Cadiz. Includes stations like Matthie, Divide, Forepaugh, Aguilas, Wenden, Salome, Vioksburg, Bouse, Parker, Parker Ariz., Calzona, Calif., Vidal, Grommet, Rice, Saltmarsh, Fishel, Cadiz.

Corona and Elsinore

Table 59. Schedule for Corona and Elsinore. Includes stations like Corona, Alberhill, Elsinore.

Oceanside and Fallbrook

Table 60. Schedule for Oceanside and Fallbrook. Includes stations like Oceanside, Chappo, Jogegan, De Luz, Fallbrook.

Oceanside and Escondido

Table 61. Schedule for Oceanside and Escondido. Includes stations like Oceanside, Vista, San Marcos, Escondido.

Corcoran and Fresno

Table 62. Schedule for Corcoran and Fresno. Includes stations like Corcoran, Waukena, Tulare, Visalia, Cutler, Sultana, Dinuba, Reedley, Parlier, Del Rey, Lone Star, Calwa, Fresno.

Rice and Blythe

Table 56. Schedule for Rice and Blythe. Includes stations like Rice, Midland, Cox, Blythe.

San Bernardino and Del Rosa

Table 57. Schedule for San Bernardino and Del Rosa. Includes stations like Del Rosa, Patton, Highland, E. Highlands, Mentone, Redlands, San Bernardino.

Reedley and Piedra

Table 63. Schedule for Reedley and Piedra. Includes stations like Reedley, Wahtoke, Minkler, Oakhurst, Piedra.

San Bernardino and San Jacinto

Table 58. Schedule for San Bernardino and San Jacinto. Includes stations like San Bernardino, Colton, Highgrove, March Field, Perris, Ethanac, Winchester, Hemet, San Jacinto.

Drake and Clarkdale

Table 63a. Schedule for Drake and Clarkdale. Includes stations like Drake, Perkinsville, Clarkdale.

Rail-Auto Service available at this point. For explanation of Reference Marks see pages 14 and 15.

Beaumont and Longview

Table 74: G. C. & S. F. Ry. Beaumont and Longview route with distances and freight service only.

Kirbyville and Oakdale

Table 75: G. C. & S. F. Ry. Kirbyville and Oakdale route with distances and freight service only.

Somerville and Silsbee

Table 76: G. C. & S. F. Ry. Somerville and Silsbee route with distances and freight service only.

Sealy and Matagorda

Table 77: G. C. & S. F. Ry. Sealy and Matagorda route with distances and freight service only.



Rail Travel made easier via Santa Fe

Tell your passengers about these special travel features now available via Santa Fe

TRAVEL CREDIT CARDS—Anyone with proper credit rating may have a rail credit card. Present it at any Santa Fe ticket window to charge rail, parlor-car, or sleeping-car tickets to any part of the country. Also honored for service in Santa Fe Dining and Lounge cars. Bills rendered monthly.

RAIL AUTO SERVICE—Enjoy the comfort and economy of rail travel—and still have the convenience of a late-model automobile at your destination at moderate cost. Rental cars can be ordered at Union Stations in Los Angeles, Denver, Wichita and Kansas City, Dearborn Station Chicago and Santa Fe Station, Oklahoma City. Rental car service available at other large cities on Santa Fe lines. Consult your local agent for further information or advance reservations.

PREPAID TICKETS—Tickets can be delivered to any point in the U.S. by making a deposit with your Santa Fe ticket agent. Pullman accommodations, incidental cash included, if desired.

Rail-Auto Service available at this point For Explanation of Reference Marks See Pages 14 and 15

Kiowa and Altus

Table 77a: Kiowa and Altus route with distances and freight service only.

Altus and San Angelo

Table 78: Altus and San Angelo route with distances and freight service only.

Fort Stockton and Presidio

Table 78a: Fort Stockton and Presidio route with distances and freight service only.

Amarillo and Lubbock

Table 79: Amarillo and Lubbock route with distances and freight service only.

No. 1-93 and No. 94-2 carry Air-conditioned 10 Roomette, 6 Section, 6 Roomette, 4 D. B. R. streamlined Pullman between Chicago and Lubbock and Chair Car between Chicago and Amarillo, Amarillo and Lubbock.

Clovis, Lubbock, Sweetwater, Brownwood and Ft. Worth-Dallas

Table 79a: Clovis, Lubbock, Sweetwater, Brownwood and Ft. Worth-Dallas route with distances and freight service only.

No. 12-77-75 and No. 76-78-11 carry Air-conditioned 6 Roomette, 6 Sec., 4 D. B. R. Pullman and chair car between Clovis and Dallas-Ft. Worth.

Special Service for Long Beach via Santa Fe

Trainside motor coach connections are now made at Pasadena, California, from westbound transcontinental Santa Fe trains Nos. 17 and 19, providing interstate passengers and their hand baggage with direct service to Long Beach, California, at no extra charge.

Special motor coaches leave the Long Beach bus station at 56 American Avenue to carry interstate passengers and baggage to Pasadena for direct trainside connections to eastbound Santa Fe transcontinental trains Nos. 18 and 20.

Time shown in light figures indicates a.m. Time shown in dark figures indicates p.m.

Panhandle and Borger

Table 84: Panhandle and Borger route with distances and freight service only.

Plainview and Floydada

Table 85: Plainview and Floydada route with distances and freight service only.

Lubbock and Crosbyton

Table 86: Lubbock and Crosbyton route with distances and freight service only.

Lubbock and Bledsoe

Table 87: Lubbock and Bledsoe route with distances and freight service only.

Lubbock and Seagraves

Table 88: Lubbock and Seagraves route with distances and freight service only.

Slaton and Lamesa

Table 89: Slaton and Lamesa route with distances and freight service only.

San Angelo and Sonora

Table 90: San Angelo and Sonora route with distances and freight service only.

Clovis and Pecos

Table 80: Clovis and Pecos route with distances and freight service only.

Shattuck and Spearman

Table 81: Shattuck and Spearman route with distances and freight service only.

Pampa and Clinton

Table 82: Pampa and Clinton route with distances and freight service only.

White Deer and Skellytown

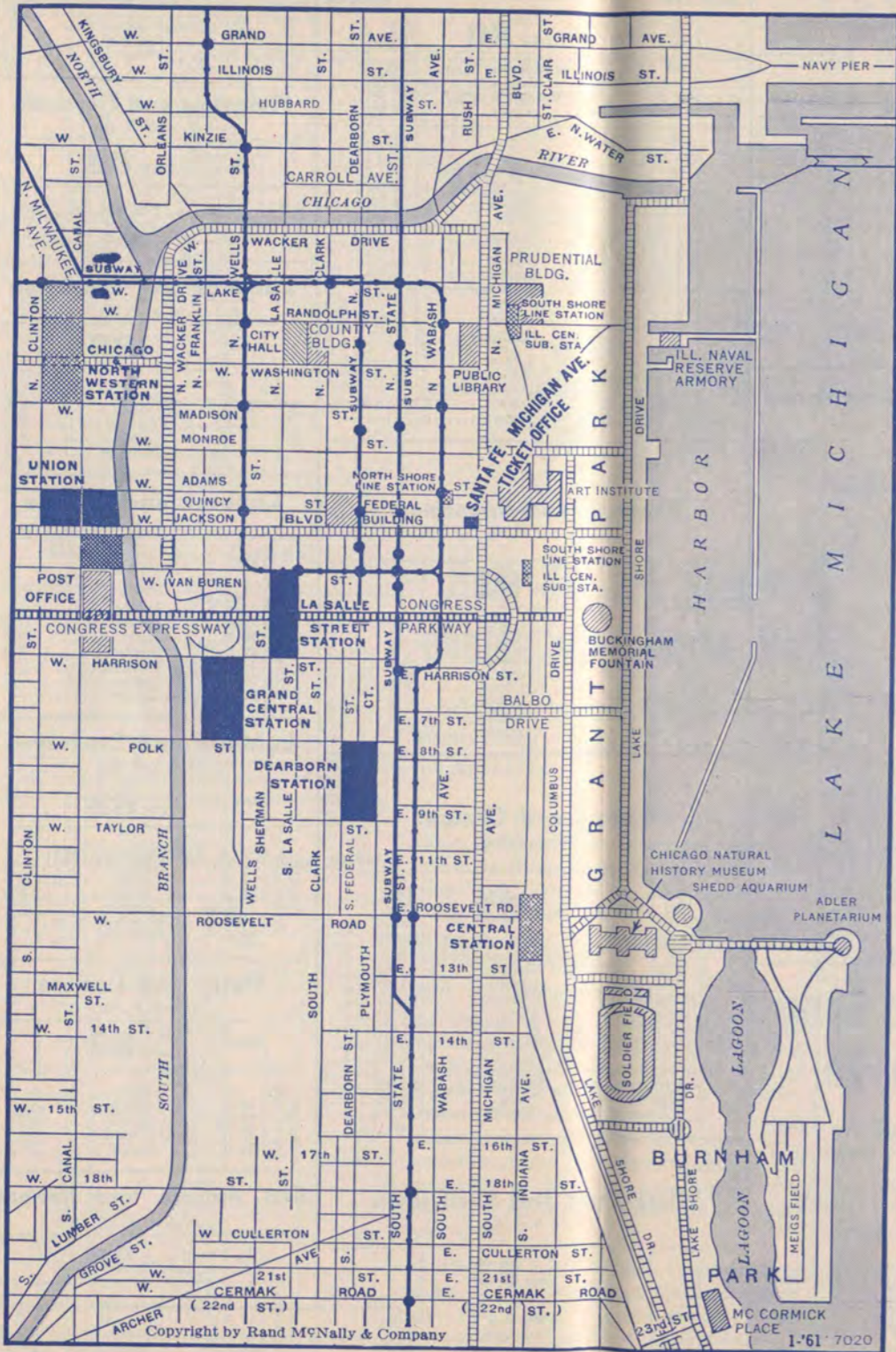
Table 83: White Deer and Skellytown route with distances and freight service only.

White Deer and Skellytown

Table 83: White Deer and Skellytown route with distances and freight service only.

Rail-Auto Service available at this point. For Explanation of Reference Marks see Pages 14 and 15.

Map showing Chicago Business District and Railroad Stations



Chicago Passenger Stations and tenant railroad lines

- Dearborn Station**
Polk and Dearborn Sts.
Santa Fe
Chicago & Eastern Illinois.
Chicago & Western Indiana.
Erie.
Grand Trunk.
Monon.
Wabash.
 - C. & N. W. Terminal**
Madison and Canal Sts.
1 and 2/10 miles from Dearborn Station.
Chicago & North Western.
 - Grand Central Station**
Harrison and Wells Sts.
3/10 mile from Dearborn Station.
Baltimore & Ohio.
Chesapeake & Ohio
Soo Line.
 - Central Station**
Roosevelt Road and Michigan Ave.
8/10 mile from Dearborn Station.
New York Central
Illinois Central.
 - La Salle St. Station**
La Salle and Van Buren Sts.
1/2 mile from Dearborn Station.
New York Central.
Nickel Plate.
Rock Island.
 - Union Passenger Station**
Canal, Adams, Jackson and Clinton Sts.
1 mile from Dearborn Station.
Burlington Route.
Chicago, Milwaukee, St. Paul & Pacific.
Gulf, Mobile & Ohio R. R.
Pennsylvania Lines.
- All Santa Fe passenger trains for Chicago arrive and depart from Dearborn Station, corner Polk and Dearborn streets. Two blocks north of Dearborn Station, within easy walking distance, is a regular station of the Elevated Ry. Loop Line.

Connections at Chicago

Santa Fe Trains arrive and depart from Dearborn Station
UNLESS INDICATED, ALL TRAINS CARRY PULLMAN CARS OR COACHES

Time shown is Central Standard or Eastern Standard Time.

Dearborn Station, Polk and Dearborn Streets									
Chicago & Eastern Illinois Railroad					Monon Railroad				
SOUTH					NORTH				
PM	PM	PM	PM	PM	AM	AM	PM	AM	PM
*10.45	*8.00	*5.00	*3.45	Ar	Ar	Ar	Ar	Ar	Ar
12.56	10.29	7.27	5.54	Ar	Ar	Ar	Ar	Ar	Ar
2.30	12.35		7.06	Ar	Ar	Ar	Ar	Ar	Ar
3.45	2.00		8.03	Ar	Ar	Ar	Ar	Ar	Ar
*5.10	*3.40		*9.25	Ar	Ar	Ar	Ar	Ar	Ar
AM	AM	PM	PM	PM	AM	AM	PM	AM	PM
9.45	*11.25	*7.50	*4.25	Ar	Ar	Ar	Ar	Ar	Ar
7.05	*8.57	5.05	1.42	Ar	Ar	Ar	Ar	Ar	Ar
5.50		3.35	11.55	Ar	Ar	Ar	Ar	Ar	Ar
4.50		2.15	10.15	Ar	Ar	Ar	Ar	Ar	Ar
*3.40		*1.00	*8.35	Ar	Ar	Ar	Ar	Ar	Ar

Grand Trunk—Canadian National Railways										Erie-Lackawanna Railroad									
EAST					WEST					EAST					WEST				
PM	PM	AM	AM	AM	AM	AM	PM	PM	PM	PM	PM	AM	AM	AM	AM	AM	PM	AM	PM
*11.00	*8.10	*10.00	Lv	Ar	Ar	Ar	Ar	Ar	Ar	*9.10	*5.10	*10.20	Lv	Ar	Ar	Ar	Ar	Ar	Ar
7.55	7.55	5.35	Ar	Ar	Ar	Ar	Ar	Ar	Ar	2.45	11.45	3.51	Ar	Ar	Ar	Ar	Ar	Ar	Ar
4.33	1.23	3.07	Ar	Ar	Ar	Ar	Ar	Ar	Ar	5.10	2.23	5.47	Ar	Ar	Ar	Ar	Ar	Ar	Ar
6.52	2.30	4.18	Ar	Ar	Ar	Ar	Ar	Ar	Ar	6.30	3.44	6.55	Ar	Ar	Ar	Ar	Ar	Ar	Ar
9.00	3.55	4.18	Ar	Ar	Ar	Ar	Ar	Ar	Ar	9.50	7.28	10.02	Ar	Ar	Ar	Ar	Ar	Ar	Ar
3.25	8.55	10.45	Ar	Ar	Ar	Ar	Ar	Ar	Ar	2.07	11.13	1.48	Ar	Ar	Ar	Ar	Ar	Ar	Ar
*10.30	*6.00	*7.30	Ar	Ar	Ar	Ar	Ar	Ar	Ar	3.28	12.35	3.04	Ar	Ar	Ar	Ar	Ar	Ar	Ar
PM	PM	AM	AM	AM	AM	AM	PM	PM	PM	b 9.42	*5.45	*8.25	Ar	Ar	Ar	Ar	Ar	Ar	Ar

Grand Central Station, Harrison and Wells Streets (3/10 miles from Dearborn Station)									
Baltimore & Ohio Railroad					(C. & O. Ry.)				
EAST					WEST				
PM	PM	AM	AM	AM	AM	AM	PM	PM	PM
*9.15	*3.50	*11.10	Lv	Ar	Ar	Ar	Ar	Ar	Ar
8.10	1.32	10.30	Ar	Ar	Ar	Ar	Ar	Ar	Ar
3.45	8.30	6.30	Ar	Ar	Ar	Ar	Ar	Ar	Ar
*4.40	*9.40	*8.40	Ar	Ar	Ar	Ar	Ar	Ar	Ar
PM	AM	AM	AM	AM	AM	AM	PM	PM	PM

La Salle Street Station, La Salle and Van Buren Streets (1/2 mile from Dearborn Station)									
New York Central System (Via Cleveland)									
(All trains shown in this table are daily unless otherwise indicated.)									
EAST					WEST				
PM	PM	AM	AM	AM	AM	AM	PM	PM	PM
9.45	3.00	3.30	10.10	12.45	Ar	Ar	Ar	Ar	Ar
3.00	7.50	7.50	3.25	7.00	Ar	Ar	Ar	Ar	Ar
5.20	9.47	9.47	5.40	10.45	Ar	Ar	Ar	Ar	Ar
10.34	3.25	1.15	9.50		Ar	Ar	Ar	Ar	Ar
7.45	12.45	8.30	7.20		Ar	Ar	Ar	Ar	Ar
9.30	2.45	10.55			Ar	Ar	Ar	Ar	Ar
PM	PM	AM	AM	AM	AM	AM	PM	PM	PM

New York Central System (Via Detroit)									
EAST					WEST				
AM	PM	PM	PM	PM	AM	AM	PM	PM	PM
*12.01	k11.59	*7.45	*3.15	*1.00	Ar	Ar	Ar	Ar	Ar
†7.30	§6.45	2.15	*9.25	7.05	Ar	Ar	Ar	Ar	Ar
		*7.10		4.10	Ar	Ar	Ar	Ar	Ar
				11.55	Ar	Ar	Ar	Ar	Ar
				8.00	Ar	Ar	Ar	Ar	Ar
				*10.55	Ar	Ar	Ar	Ar	Ar
AM	AM	AM	AM	AM	AM	AM	PM	PM	PM

Nickel Plate Road										New York Central—Canadian Pacific									
EAST					WEST					EAST					WEST				
PM	AM	AM	AM	AM	AM	AM	PM	PM	PM	AM	AM	PM	PM	PM	AM	AM	PM	AM	PM
*10.30	*10.20	Lv	Ar	Ar	Ar	Ar	Ar	Ar	Ar	†12.01	k11.59	*7.45	*9.30	Ar	Ar	Ar	Ar	Ar	Ar
7.10	6.30	Ar	Ar	Ar	Ar	Ar	Ar	Ar	Ar	7.30	§6.45	2.15	4.10	Ar	Ar	Ar	Ar	Ar	Ar
*11.40	11.35	Ar	Ar	Ar	Ar	Ar	Ar	Ar	Ar	3.30	8.15	10.25	Ar	Ar	Ar	Ar	Ar	Ar	Ar
*4.27	*8.04	Ar	Ar	Ar	Ar	Ar	Ar	Ar	Ar	†10.30		6.00	7.40	Ar	Ar	Ar	Ar	Ar	Ar
AM	AM	AM	AM	AM	AM	AM	PM	PM	PM	†5.40		*11.35	*1.30	Ar	Ar	Ar	Ar	Ar	Ar

Central Station, Michigan Ave. and Roosevelt Road (8/10 miles from Dearborn Station)									
New York Central—Chesapeake & Ohio									
EAST					WEST				
PM	AM	AM	AM	AM	AM	AM	PM	PM	PM
*3.30	*8.55	Lv	Ar	Ar	Ar	Ar	Ar	Ar	Ar
7.00	2.25	Ar	Ar	Ar	Ar	Ar	Ar	Ar	Ar
10.25	5.00	Ar	Ar	Ar	Ar	Ar	Ar	Ar	Ar
2.42	8.05	Ar	Ar	Ar	Ar	Ar	Ar	Ar	Ar
6.21	11.00	Ar	Ar	Ar	Ar	Ar	Ar	Ar	Ar
*4.11	*8.00	Ar	Ar	Ar	Ar	Ar	Ar	Ar	Ar
PM	AM	AM	AM	AM	AM	AM	PM	PM	PM

Reference Marks.

Reference Marks shown below apply to this page only and are not shown on pages 14 and 15:

- * Daily.
- † Daily except Sunday.
- ‡ Except Saturday.
- § Sunday only.
- b Ar. Barclay Street, Daily.
- ¶ Except Monday.
- ⊠ Except Sat. and Sun.
- k Saturday only.
- © Windsor Station.

Connections at Chicago

UNLESS INDICATED, ALL TRAINS CARRY PULLMAN CARS OR COACHES

Time shown is Central Standard or Eastern Standard Time

Union Station, Canal, Adams, Jackson and Clinton Streets 1 mile from Dearborn Station)

Pennsylvania R. R.

(All trains shown in this table are daily unless otherwise indicated).

Table with columns for EAST and WEST, listing train times for Pennsylvania R. R. routes including Chicago, Pittsburgh, Washington, and New York.

Pennsylvania-Norfolk and Western

Table with columns for EAST and WEST, listing train times for Pennsylvania-Norfolk and Western routes including Chicago, Indianapolis, Louisville, and Norfolk.

Connections at Kansas City (Union Station)

Missouri Pacific R. R.

Table with columns for EAST and WEST, listing train times for Missouri Pacific R. R. routes including Kansas City, Sedalia, Jefferson City, and St. Louis.

Chicago, Burlington & Quincy R. R.

Table with columns for EAST and WEST, listing train times for Chicago, Burlington & Quincy R. R. routes including Kansas City, Brookfield, Quincy, and St. Louis.

Missouri-Kansas-Texas R. R.

Table with columns for SOUTH and NORTH, listing train times for Missouri-Kansas-Texas R. R. routes including Kansas City, Parsons, Muskogee, Dallas, Waco, Austin, and San Antonio.

Frisco Lines

Table with columns for SOUTH and NORTH, listing train times for Frisco Lines routes including Kansas City, Fort Scott, Springfield, Memphis, Birmingham, Atlanta, Jacksonville, and Miami.

Wabash Ry.

Table with columns for EAST and WEST, listing train times for Wabash Ry. routes including Kansas City, Moberly, Mexico, and St. Louis.

C. R. I. & P. Ry.

Table with columns for EAST and WEST, listing train times for C. R. I. & P. Ry. routes including Kansas City, Des Moines, St. Paul, and Minneapolis.

Chicago Great Western R. R.

Table with columns for NORTH and SOUTH, listing train times for Chicago Great Western R. R. routes including Kansas City, Des Moines, Marshalltown, Waterloo, Dodge Center, Rochester, St. Paul, and Minneapolis.

Kansas City Southern Ry.

Table with columns for SOUTH and NORTH, listing train times for Kansas City Southern Ry. routes including Kansas City, Pittsburg, Joplin, Neosho, Fort Smith, Texarkana, Shreveport, Alexandria, New Orleans, Lake Charles, Beaumont, and Port Arthur.

Reference Notes: *Daily. †Daily except Sunday. ■Passengers enroute Rochester change at Dodge Center, Minn., to C. & N. W. Ry. for Rochester. Passengers from Rochester use C. & N. W. Ry. to Dodge Center, Minnesota. ‡Except Saturdays. A Runs odd days in May and August, even days in June, July, September and October. Reserved seat coaches, special service charge. C Sleeping cars and reserved seat coaches. G Runs even days in April, May, and August, odd days in June, July, September and October. Reserved seat coaches, special service charge. ☒ Bus Connection. ▲ Connecting train, passengers change trains at Harrisburg and Baltimore. ‡ Second and Franklin Street Station.

Connections at Kansas City (Union Station)

UNLESS INDICATED, ALL TRAINS CARRY PULLMAN CARS OR COACHES

Time shown is Central Standard or Eastern Standard Time.

Connections at St. Louis (Union Station)

Pennsylvania R. R.

Table with columns for EAST and WEST, listing train times for Pennsylvania R. R. routes including St. Louis, Terre Haute, Indianapolis, Dayton, Pittsburgh, Baltimore, Washington, North Philadelphia, and New York.

New York Central System (Big Four)

Table with columns for EAST and WEST, listing train times for New York Central System (Big Four) routes including St. Louis, Indianapolis, Cincinnati, Cleveland, Buffalo, New York (G. C. Terminal), and Boston.

Louisville & Nashville R. R.

Table with columns for SOUTH and NORTH, listing train times for Louisville & Nashville R. R. routes including St. Louis, Evansville, Nashville, Birmingham, Montgomery, Pensacola, Mobile, New Orleans, Chattanooga, Atlanta, Jacksonville, Miami, and St. Petersburg.

Illinois Central R. R.

Table with columns for SOUTH and NORTH, listing train times for Illinois Central R. R. routes including St. Louis, Memphis, Jackson, and New Orleans.

Baltimore & Ohio R. R.

Table with columns for EAST and WEST, listing train times for Baltimore & Ohio R. R. routes including St. Louis, Cincinnati, Washington, and Baltimore (Camden Sta.).

Wabash Ry.

Table with columns for EAST and WEST, listing train times for Wabash Ry. routes including St. Louis, Decatur, Danville, La Fayette, and Detroit.

Santa Fe Movies

For showing to organized groups and clubs—in 16mm. Color and Sound. No rental charge. Write for free catalog and other information.

FILM BUREAU, SANTA FE RAILWAY 80 East Jackson Blvd., Chicago 4, Illinois

Fred Harvey

INDIAN MUSEUM

Passengers stopping over in Albuquerque are invited to visit the Indian Building adjacent to the Railway Station containing one of the world's finest exhibits of Indian arts and crafts.

ALBUQUERQUE, NEW MEXICO

Reference Notes

Reference Marks shown below apply to this page and are not shown on pages 14 and 15.

- * Daily.
△ Connecting train change at Harrisburg and Baltimore.
○ Via Greyhound Bus. Rail tickets honored.

EAST-WEST ROUND TRIP FARES

In effect April 30, 1961
(Federal tax 10% not included)
Subject to change without notice

CALIFORNIA

(Federal tax 10% not included). Subject to change without notice.

FROM	TO	SAN FRANCISCO		SAN FRANCISCO	
		One-way via Portland or Seattle		One-way via Vancouver and Canadian Rockies	
		First Class	Coach	First Class	Coach
CHICAGO	San Francisco, Oakland, Santa Barbara, Los Angeles, Long Beach, San Diego and San Pedro	\$139.45	\$109.65	\$154.45	\$120.65
JOLIET	Santa Fe going and returning, or one-way via any other direct route.	139.45	109.65	154.45	120.65
ST. LOUIS		131.95	104.10	146.95	115.10
KANSAS CITY		113.95	92.00	128.95	103.05
MINNEAPOLIS AND ST. PAUL		136.05	109.65	151.05	120.65
OMAHA		113.95	92.00	128.95	103.05
NEW ORLEANS		131.95	108.70	146.95	115.10
GALVESTON		116.65	92.90	131.95	103.05
HOUSTON		113.45	90.15	128.95	103.05
DALLAS		101.95	83.65	115.05	93.14
FT. WORTH		99.90	82.92	105.02	83.14
AMARILLO		85.95	70.26	103.05	83.14
OKLAHOMA CITY		103.80	85.20	115.05	93.14
DENVER		88.95	73.75	103.05	83.14

ARIZONA

FROM	TO	Phoenix		Grand Canyon		Kingman		Flagstaff		Winslow		COLORADO	
		First Class		Coach		First Class		Coach		First Class		Coach	
		First Class	Coach	First Class	Coach	First Class	Coach	First Class	Coach	First Class	Coach	First Class	Coach
CHICAGO	Phoenix	\$132.55	\$99.55	\$127.30	\$96.65	\$128.40	\$96.35	\$116.60	\$87.50	\$112.50	\$84.40	\$71.95	\$53.95
ST. LOUIS	Phoenix	120.00	90.15	114.70	86.30	115.85	87.00	105.25	79.05	101.15	75.95	63.75	47.90
KANSAS CITY	Phoenix	100.60	75.60	95.35	71.75	96.45	72.45	105.25	79.05	101.15	75.95	63.75	47.90
GALVESTON	Phoenix	101.05	75.95	98.40	74.10	99.55	74.75	84.70	63.60	80.55	60.50	44.40	33.30
HOUSTON	Phoenix	97.35	73.20	94.70	71.35	95.85	71.95	87.75	65.90	83.65	62.80	79.05	59.35
DALLAS	Phoenix	86.65	65.55	84.00	63.75	85.15	64.35	84.05	63.15	79.95	60.05	75.35	56.60
FT. WORTH	Phoenix	84.30	63.80	81.65	61.95	82.80	62.60	81.00	55.55	79.95	60.05	75.35	56.60
AMARILLO	Phoenix	64.25	48.30	57.50	43.40	60.70	44.00	71.00	53.75	66.90	50.65	55.65	41.75
OKLAHOMA CITY	Phoenix	88.45	66.35	90.05	67.80	91.20	68.50	46.80	35.20	42.70	32.10	55.10	44.35
DENVER	Phoenix	74.70	56.15	67.90	51.25	69.10	51.90	79.40	59.65	75.30	56.55	49.65	37.25

NEW MEXICO

FROM	TO	Albuquerque		Santa Fe		Lamy		Las Vegas		Roswell		Carlsbad		Gallup			
		First Class		Coach		First Class		Coach		First Class		Coach		First Class		Coach	
		First Class	Coach	First Class	Coach	First Class	Coach	First Class	Coach	First Class	Coach	First Class	Coach	First Class	Coach		
CHICAGO	Albuquerque	\$ 93.70	\$70.30	\$ 90.65	\$68.40	\$ 89.00	\$66.75	\$ 84.50	\$63.40	\$ 85.25	\$63.95	\$90.45	\$67.90	\$103.65	\$77.80		
ST. LOUIS	Albuquerque	81.15	60.90	78.15	59.05	76.50	57.40	71.95	54.00	72.75	54.60	77.95	58.50	91.10	68.40		
KANSAS CITY	Albuquerque	61.75	46.35	58.75	44.50	57.10	42.85	52.55	39.45	53.30	40.05	58.60	43.95	71.75	53.85		
GALVESTON	Albuquerque	66.90	50.25	73.20	55.40	71.55	53.75	75.30	57.05	55.70	41.85	60.90	45.75	74.80	56.15		
HOUSTON	Albuquerque	63.20	47.50	69.55	52.60	67.90	50.95	71.60	54.30	52.05	39.10	57.25	43.00	71.10	53.40		
DALLAS	Albuquerque	52.50	39.85	58.80	45.00	57.15	43.35	57.50	43.20	41.30	31.45	46.50	35.40	60.40	45.80		
FT. WORTH	Albuquerque	50.15	38.10	56.45	43.25	54.80	41.60	55.15	41.40	38.95	29.70	44.15	33.60	58.05	44.00		
AMARILLO	Albuquerque	26.00	19.50	33.10	24.65	31.45	23.00	35.20	26.40	14.75	11.15	19.95	15.05	33.90	25.45		
OKLAHOMA CITY	Albuquerque	57.35	44.15	54.85	42.10	53.20	40.45	48.65	37.10	47.35	35.50	52.55	39.45	66.45	49.90		
DENVER	Albuquerque	33.20	24.95	30.15	23.10	28.50	21.45	24.00	18.05	48.10	36.40	53.30	40.40	44.30	33.25		

OKLAHOMA

FROM	TO	Tulsa		Oklahoma City		Amarillo		Dallas-Ft. Worth		Houston		Galveston	
		First Class		Coach		First Class		Coach		First Class		Coach	
		First Class	Coach	First Class	Coach	First Class	Coach	First Class	Coach	First Class	Coach	First Class	Coach
CHICAGO	Tulsa	\$ 49.10	\$36.85	\$ 55.70	\$41.85	\$ 70.50	\$52.90	\$ 66.30	\$49.75	\$ 82.70	\$62.35	\$86.35	\$65.10
JOLIET	Tulsa	46.50	34.90	53.20	39.85	67.90	51.00	63.70	47.80	74.35	56.10	77.80	58.70
ST. LOUIS	Tulsa	36.55	27.45	39.85	29.95	57.25	43.00	53.75	40.35	71.05	53.40	74.75	56.15
KANSAS CITY	Tulsa	17.15	12.95	23.85	17.90	34.40	28.95	34.40	25.80	51.70	38.85	55.40	41.60
OKLAHOMA CITY	Tulsa					* 14.30	*10.75	33.00	24.85	36.70	27.60	36.70	27.60
DENVER	Tulsa	58.00	43.55	49.65	37.25	* 59.10	*44.35	* 55.65	*41.75	75.35	56.60	79.05	59.35

TEXAS

FROM	TO	Tulsa		Oklahoma City		Amarillo		Dallas-Ft. Worth		Houston		Galveston	
		First Class		Coach		First Class		Coach		First Class		Coach	
		First Class	Coach	First Class	Coach	First Class	Coach	First Class	Coach	First Class	Coach	First Class	Coach
CHICAGO	Tulsa	\$ 49.10	\$36.85	\$ 55.70	\$41.85	\$ 70.50	\$52.90	\$ 66.30	\$49.75	\$ 82.70	\$62.35	\$86.35	\$65.10
JOLIET	Tulsa	46.50	34.90	53.20	39.85	67.90	51.00	63.70	47.80	74.35	56.10	77.80	58.70
ST. LOUIS	Tulsa	36.55	27.45	39.85	29.95	57.25	43.00	53.75	40.35	71.05	53.40	74.75	56.15
KANSAS CITY	Tulsa	17.15	12.95	23.85	17.90	34.40	28.95	34.40	25.80	51.70	38.85	55.40	41.60
OKLAHOMA CITY	Tulsa					* 14.30	*10.75	33.00	24.85	36.70	27.60	36.70	27.60
DENVER	Tulsa	58.00	43.55	49.65	37.25	* 59.10	*44.35	* 55.65	*41.75	75.35	56.60	79.05	59.35

MISSOURI

FROM	TO	Kansas City		Topeka		Newton		Wichita	
		First Class		Coach		First Class		Coach	
		First Class	Coach	First Class	Coach	First Class	Coach	First Class	Coach
CHICAGO	Kansas City	\$ 31.90	\$23.95	\$ 36.55	\$27.45	\$ 44.80	\$33.65	\$ 46.70	\$35.05
CHICAGO	Topeka	35.30	26.55						
CHICAGO	Newton	144.63	133.50						
JOLIET	Kansas City	29.35	22.05	33.90	25.50	42.20	31.70	44.10	33.05
KANSAS CITY	Topeka			4.60	3.50	12.90	9.70	14.80	11.15
OKLAHOMA CITY	Newton	23.85	17.90	22.70	17.05	13.85	10.45	11.95	9.00

SPECIAL SERVICE CHARGE—SAN FRANCISCO CHIEF TRAINS 1 & 2, AND CHIEF, TRAINS 19 & 20

(Reserved chair car seats)

BETWEEN	AND					
	Chicago	Kansas City	La Junta	Amarillo	Clovis	Albuquerque or Belen
Kansas City, Mo.	\$0.50					
La Junta, Colo.	1.00	\$0.50				
Amarillo, Tex.	1.00	0.50				
Clovis, N. M.	1.00	0.50	\$0.50			
Albuquerque, N. M.	1.50	1.00	\$0.50			
Belen, N. M.	1.50	1.00	0.50	0.50		
Williams Jet., Ariz.	1.50	1.50	1.00	1.00	1.00	\$0.50
Barstow, Calif.	2.00	2.00	1.50	1.50	1.50	1.00
Los Angeles, Calif.	2.00	2.00	1.50			1.00
Richmond, Calif.	2.00	2.00		2.00	2.00	1.50

DATES OF SALE: Tickets on sale daily.

RETURN LIMIT: Six months.

‡Fare to Los Angeles and San Diego; fare to San Francisco slightly higher.

*Via Amarillo—Fare via Albuquerque to Roswell, \$59.50 first class, \$44.65 coach;

Carlsbad, \$64.70 first class, \$48.50 coach.

‡Via Albuquerque *One way via St. Louis *To Ft. Worth †One way via Omaha—Westbound

#Via La Junta.

First class tickets will be honored in standard Pullman sleepers upon payment of the Pullman rate for the accommodations occupied. Coach tickets will be honored in coaches or chair cars only. STOPOVERS are allowed at all points enroute within limit of tickets.

SLEEPING CAR ROOM AND UPPER BERTH RATES

SUITE . DRAWING ROOM . COMPARTMENT . BEDROOM . ROOMETTE . DUPLEX ROOMETTE . UPPER BERTH RATES

Are Shown Opposite Lower Berth Rates.

PULLMAN RATES effective April 30, 1961. (Federal Tax 10% not included.)

Where Lower Berth Is	STANDARD CAR										Where Lower Berth Is	STANDARD CAR									
	RATE WILL BE											RATE WILL BE									
	Upper Berth	Du-plex Room-ette	Room-ette	Bedroom	Compartment	Drawing Room	Suite	Upper Berth	Du-plex Room-ette	Room-ette		Bedroom	Compartment	Drawing Room	Suite						
\$5.80	\$4.40	\$6.35	\$8.10	\$11.90	\$14.75	\$12.55	\$15.85	\$16.90	\$21.35	\$23.85	\$15.50	\$11.80	\$17.05	\$21.70	\$30.60	\$36.25	\$32.05	\$39.25	\$43.70	\$54.00	\$61.15
5.90	4.50	6.45	8.25	12.20	14.95	12.75	16.10	17.20	21.75	24.35	15.90	12.10	17.55	22.20	31.10	36.95	32.80	40.15	44.70	55.25	62.25
6.30	4.75	7.00	8.75	13.05	15.95	13.65	17.15	18.40	23.15	26.10	16.20	12.35	17.85	22.70	31.80	37.70	33.40	40.90	45.55	56.30	63.65
6.70	5.15	7.40	9.40	13.75	16.65	14.40	18.05	19.40	24.40	27.45	16.70	12.70	18.35	23.25	32.65	38.65	34.40	42.05	46.90	57.90	65.35
7.05	5.40	7.85	9.95	14.40	17.50	15.10	18.95	20.40	25.65	28.75	17.00	12.90	18.85	23.75	33.25	39.40	35.05	42.80	47.80	59.00	66.50
7.55	5.65	8.30	10.55	15.40	18.65	16.10	20.10	21.75	27.25	30.80	17.35	13.20	19.05	24.30	33.95	40.10	35.65	43.60	48.65	60.05	67.90
7.90	6.10	8.75	11.05	16.10	19.50	16.85	21.00	22.75	28.55	32.15											

RAILROAD AND PULLMAN FARES

RAIL FARES in effect April 30, 1961. PULLMAN RATES quoted by Pullman Co., in effect April 30, 1961. Subject to change without notice. (Federal tax 10% not included).

For Explanation of Reference Notes see page 45

BETWEEN	RAIL FARES		PULLMAN RATES	BETWEEN	RAIL FARES		PULLMAN RATES	BETWEEN	RAIL FARES		PULLMAN RATES			
	One-Way First-Class	One-Way Coach	STANDARD Lower Berth		One-Way First-Class	One-Way Coach	STANDARD Lower Berth		One-Way First-Class	One-Way Coach	STANDARD Lower Berth	One-Way First-Class	One-Way Coach	STANDARD Lower Berth
Albuquerque and				Dallas and				Kansas City and						
El Paso.....	\$ 9.77	\$ 7.34	\$ 5.80	Denver.....	\$32.21	\$24.18	\$10.20	Albuquerque.....	\$34.30	\$25.74	\$12.25			
Hutchinson.....	25.87	19.41	9.50	Houston.....	10.93	8.22	5.80	Amarillo.....	21.43	16.08	8.70			
Long Beach.....	35.10	26.38	*12.25	Galveston.....	12.98	9.76	5.80	Ash Fork.....	49.22	36.96	17.00			
Los Angeles.....	34.26	25.74	12.25	Los Angeles.....				Barstow.....	62.49	46.90	20.15			
Phoenix.....	23.08	17.35	8.70	(via Sweetwater).....	\$56.50	\$42.38	17.70	Bakersfield.....	67.86	50.90	20.80			
San Francisco.....	45.98	34.47	13.25	Los Angeles (via Sweetwater-Grand Can.).....	\$64.80	\$48.78	23.50	Bartlesville.....	7.96	6.00	5.80			
Williams Junction.....	14.56	10.96	6.70	San Francisco.....	\$70.91	\$53.18	20.15	Carlsbad.....	32.53	24.40	9.50			
Amarillo and				San Francisco (via Grand Canyon).....	\$79.21	\$59.58	25.95	Colorado Springs.....	24.00	18.03	7.55			
Long Beach.....	46.84	35.13	*15.50	Denver and				Clovis.....	25.43	19.09	9.50			
Los Angeles.....	46.84	35.13	15.50	Albuquerque.....	18.42	13.84	8.70	Dallas.....	19.11	14.32	7.55			
Los Angeles (via Grand Canyon).....	55.14	41.53	21.30	El Paso.....	28.18	21.14	11.45	Denver.....	24.65	18.50	7.55			
San Diego.....	\$49.05	\$36.79	*15.50	Lamy.....	15.83	11.89	7.55	Dodge City.....	13.06	9.80	5.80			
San Francisco.....	58.59	43.94	17.00	Las Vegas.....	13.32	10.01	6.70	El Paso.....	37.41	28.09	12.25			
Williams.....	27.31	20.53	9.50	Long Beach.....	52.68	39.51	*17.70	Flagstaff.....	47.03	35.31	16.20			
Belem and				Los Angeles, San Diego or San Francisco.....	52.68	39.51	17.70	Ft. Worth.....	19.11	14.32	7.55			
Los Angeles.....	33.58	25.22	12.25	Los Angeles or San Francisco (via Grand Canyon).....	60.98	45.91	23.50	Galveston.....	30.77	23.11	10.20			
Los Angeles (via Grand Canyon).....	41.88	31.62	18.05	Phoenix.....	27.57	20.69	9.50	Grand Canyon.....	52.52	40.69	18.10			
Carlsbad and				Williams.....	41.49	31.17	14.70	Guthrie.....	13.23	9.93	5.80			
Belem.....	16.35	12.27	5.80	Dodge City and				Houston.....	28.71	21.57	10.20			
Los Angeles.....	\$44.54	\$33.41	\$14.05	Colorado Springs.....	12.08	9.07	5.80	Hutchinson.....	8.41	6.33	5.80			
San Francisco.....	\$59.93	\$44.95	\$15.90	Denver.....	14.91	11.18	5.80	Independence.....	6.38	4.81	5.80			
Williams.....	30.39	22.85	7.90	Los Angeles.....	55.49	41.62	17.70	La Junta.....	20.88	15.67	7.55			
Chicago and				San Diego.....	55.57	41.67	*17.70	Lamy.....	31.72	23.78	11.45			
Albuquerque.....	52.04	39.03	16.70	San Francisco.....	60.50	45.38	18.45	Las Vegas.....	29.19	21.90	10.20			
Amarillo.....	39.15	29.37	13.25	Williams.....	35.92	26.99	13.25	Long Beach.....	67.86	50.90	*20.80			
Ash Fork.....	66.97	50.24	21.25	Fort Worth and				Los Angeles (via Grand Canyon).....	76.16	57.30	26.60			
Bakersfield.....	85.56	64.18	24.20	Denver.....	14.91	11.18	5.80	Newton.....	7.15	5.38	5.80			
Barstow.....	80.23	60.18	23.15	Los Angeles.....	55.49	41.62	17.70	Norman.....	13.92	10.48	5.80			
Bartlesville.....	25.68	19.29	8.70	San Diego.....	55.57	41.67	*17.70	Oklahoma City.....	13.23	9.93	5.80			
Carlsbad.....	50.24	37.71	14.05	San Francisco.....	60.50	45.38	18.45	Phoenix.....	55.88	41.98	17.70			
Clovis.....	43.18	32.37	14.05	Williams.....	35.92	26.99	13.25	Prescott.....	51.42	38.62	17.00			
Colorado Springs.....	39.95	29.96	12.25	Grand Canyon and				Pueblo.....	22.91	17.19	7.55			
Dallas.....	36.82	27.62	11.75	Los Angeles.....	23.72	18.96	8.70	San Francisco or San Diego.....	67.86	50.90	*20.80			
Denver.....	39.95	29.96	12.25	Los Angeles (via Sweetwater).....	55.29	41.46	16.70	San Francisco (via Grand Canyon).....	76.16	57.30	26.60			
El Paso.....	55.14	41.40	16.70	Los Angeles (via Sweetwater-Grand Can.).....	\$63.59	47.86	22.50	Sweetwater.....	27.69	20.78	11.00			
Ft. Worth.....	36.82	27.62	11.75	San Francisco.....	\$70.91	\$53.18	20.15	Temple.....	23.87	17.90	9.50			
Galveston.....	47.97	36.15	14.05	Fresno and				Tulsa.....	9.89	7.45	5.80			
Grand Canyon.....	70.27	53.97	22.20	Phoenix.....	23.91	17.91	9.50	Williams.....	48.34	36.30	17.00			
Guthrie.....	30.94	23.23	9.50	San Francisco.....	7.53	5.64	5.80	Wichita.....	8.21	6.17	5.80			
Houston.....	45.92	34.62	13.75	Galveston and				Winslow.....	9.69	7.27	5.80			
Hutchinson.....	26.13	19.61	9.50	Denver.....	43.89	32.95	Kiowa and	44.75	33.59	15.50			
Independence.....	24.10	18.08	7.90	Los Angeles or San Diego.....	\$65.33	49.00	Los Angeles.....	\$56.31	\$42.24	18.10			
Kansas City.....	17.72	13.29	6.30	Los Angeles or San Diego (via Grand Canyon).....	\$73.63	55.40	San Diego.....	\$58.17	\$43.63	*18.10			
La Junta.....	38.61	28.96	12.25	Grand Canyon and				San Francisco.....	\$67.00	\$50.25	19.10			
Lamy.....	49.43	37.08	15.90	Los Angeles.....	23.72	18.96	8.70	Lamy and						
Las Vegas.....	46.92	35.20	14.70	San Diego.....	28.60	22.61	* 8.70	Los Angeles.....	36.84	27.70	13.25			
Long Beach.....	85.56	64.18	*24.20	San Francisco.....	35.46	27.77	10.20	Los Angeles (via Grand Canyon).....	45.14	34.10	19.05			
Los Angeles, San Diego or San Francisco.....	85.56	64.18	24.20	Williams.....	4.18	San Francisco.....	48.55	36.42	14.70			
Los Angeles or San Francisco (via Grand Canyon).....	93.86	70.58	30.00	Williams Junction.....	4.32	Williams.....	17.31	12.99	8.70			
Newton.....	24.87	18.67	8.70	Houston and				Winslow.....	13.71	10.29	6.70			
Norman.....	31.63	23.76	10.20	Clovis (via Sweetwater).....	24.69	18.54	8.70	Las Vegas and						
Oklahoma City.....	30.94	23.23	9.50	Denver.....	41.84	31.43	13.25	Los Angeles.....	39.38	29.58	13.25			
Phoenix.....	73.62	55.29	21.90	Long Beach.....	63.43	47.57	*19.10	San Francisco.....	51.08	38.33	14.70			
Ponca City.....	28.90	21.68	9.50	Los Angeles or San Diego.....	63.43	47.57	*19.10	Williams.....	19.82	14.87	8.70			
Prescott.....	69.16	51.90	21.25	Los Angeles or San Diego (via Grand Canyon).....	71.73	53.97	*24.90	Los Angeles and						
Pueblo.....	39.95	29.96	12.25	Williams.....	47.99	38.06	15.50	Ash Fork.....	19.68	14.78	7.05			
San Antonio.....	47.67	35.75	14.70	San Francisco.....	79.28	59.46	20.15	Barstow.....	5.42	4.06	5.80			
San Bernardino.....	83.41	62.56	24.20	Hutchinson and				Carlsbad.....	\$43.23	\$32.43	\$14.05			
Tempe.....	41.58	31.21	13.25	Colorado Springs.....	16.73	12.55	6.70	Colorado Springs.....	\$49.85	\$37.40	17.70			
Topeka.....	20.28	15.23	6.70	Denver.....	19.16	14.37	8.70	Dallas (via Sweetwater).....	\$56.49	\$42.37	17.70			
Tulsa.....	27.27	20.45	9.50	Los Angeles.....	59.51	44.64	18.45	Denver.....	52.68	39.51	17.70			
Wichita.....	27.27	20.45	9.50	Los Angeles (via Sweetwater).....	\$63.58	47.86	22.50	Ft. Worth (via Sweetwater).....	\$55.28	41.46	16.70			
Williams.....	66.09	49.58	21.25	Los Angeles and				Los Angeles (via Sweetwater-Grand Canyon).....	\$63.58	47.86	22.50			
Winslow.....	62.49	46.87	19.85	Ash Fork.....	19.68	14.78	7.05	Newton and						
Clovis and				Barstow.....	5.42	4.06	5.80	Albuquerque.....	\$27.15	\$20.37	\$10.20			
Los Angeles.....	\$42.84	\$32.14	14.05	Carlsbad.....	\$43.23	\$32.43	\$14.05	Amarillo.....	14.36	10.79	6.70			
San Diego.....	\$45.05	\$33.79	*14.05	Colorado Springs.....	\$49.85	\$37.40	17.70	Colorado Springs.....	18.00	13.49	6.70			
San Francisco.....	54.59	40.94	15.90	Dallas (via Sweetwater).....	\$56.49	\$42.37	17.70	Denver.....	16.38	12.33	5.80			
Colorado Springs and				Denver.....	52.68	39.51	17.70	Dallas.....	20.44	15.34	6.70			
Albuquerque.....	15.59	11.71	7.55	Ft. Worth (via Sweetwater).....	\$55.28	41.46	16.70	Ft. Worth.....	15.29	*11.48	5.80			
El Paso.....	25.35	19.01	10.20	Los Angeles and				Los Angeles.....	\$60.75	\$45.57	19.10			
Ft. Worth.....	28.09	21.08	9.50	Ash Fork.....	19.68	14.78	7.05	Los Angeles (via Grand Canyon).....	\$69.05	\$51.97	24.90			
Galveston.....	41.07	30.84	Barstow.....	5.42	4.06	5.80	Grand Canyon.....	\$69.05	\$51.97	24.90			
Lamy.....	13.00	9.77	6.70	Carlsbad.....	\$43.23	\$32.43	\$14.05	Los Angeles (via Grand Canyon).....	\$69.05	\$51.97	24.90			
Los Angeles.....	49.84	37.38	17.70	Colorado Springs.....	\$49.85	\$37.40	17.70	Oklahoma City.....	\$66.41	49.81	19.10			
Los Angeles (via Grand Canyon).....	58.14	43.78	23.50	Dallas (via Sweetwater).....	\$56.49	\$42.37	17.70	Phoenix.....	1.05	.80			
Phoenix.....	38.66	29.04	14.05	Denver.....	52.68	39.51	17.70	Oklahoma City and						
San Diego.....	52.68	39.51	*17.70	Ft. Worth (via Sweetwater).....	\$55.28	41.46	16.70	Colorado Springs.....	25.20	18.91	9.50			
San Francisco.....	52.68	39.51	17.70	Los Angeles and				Dallas.....	8.69	6.55	5.80			
Williams.....	30.28	22.76	12.25	Ash Fork.....	19.68	14.78	7.05	Ft. Worth.....	7.92	5.95	5.80			
				Barstow.....	5.42	4.06	5.80	Galveston.....	20.37	15.33	6.70			
				Carlsbad.....	\$43.23	\$32.43	\$14.05	Houston.....	18.32	13.80	6.70			
				Colorado Springs.....	\$49.85	\$37.40	17.70	Los Angeles (via Newton).....	\$60.75	\$45.57	*19.10			
				Dallas (via Sweetwater).....	\$56.49	\$42.37	17.70	Los Angeles (via Newton).....	\$60.75	\$45.57	*19.10			
				Denver.....	52.68	39.51	17.70	San Francisco.....	\$61.36	\$46.03	*20.15			
				Ft. Worth (via Sweetwater).....	\$55.28	41.46	16.70	Wms. Jet.....	69.30	51.99	20.15			
				Los Angeles and				Phoenix and						
				Ash Fork.....	19.68	14.78	7.05	Los Angeles (via Wms. Jet).....	19.68	14.78	7.05			
				Barstow.....	5.42	4.06	5.80	Los Angeles (via Wms. Jet).....	31.42	23.59	10.70			
				Carlsbad.....	\$43.23	\$32.43	\$14.05	Pueblo and						
				Colorado Springs.....	\$49.85	\$37.40	17.70	Albuquerque.....	13.86	10.41	7.55			
				Dallas (via Sweetwater).....	\$56.49	\$42.37	17.70	El Paso.....	23.61	17.69	10.20			
				Denver.....	52.68	39.51	17.70	Los Angeles.....	\$48.10	\$36.08	16.70			

TRAFFIC OFFICES AND REPRESENTATIVES

Albuquerque, N. M.—Phone CHapel 7-0741; (After May 10, 1961) Phone 247-0741. Orville R. Pratt, City Passenger Agent. W. D. Kleinsteuber, Depot Passenger Agent. Alhambra, Calif.—106 W. Main St., Phone ATLantic 2-3854. L. R. Shirik, Passenger Agent. Amarillo, Texas—Santa Fe Station, Phone DRake 6-7231. E. Kanche, Division Freight & Passenger Agent. J. E. Langley, Traveling Freight & Passenger Agent. C. W. Carder, Jr., Traveling Freight & Passenger Agent. J. M. Patterson, Traveling Freight & Passenger Agent. E. A. Kleinstieber, Ticket Agent. Atlanta 3, Ga.—1314 Rhodes-Haverty Bldg., Phones JACKson 4-4926 and 4-4927. F. B. Brenner, General Agent. B. A. Wenker, Traveling Freight & Passenger Agent. T. M. Craven, Traveling Freight & Passenger Agent. A. E. Wooton, Traveling Freight & Passenger Agent. M. E. Cole, Traveling Freight & Passenger Agent. W. H. Busbee, Traveling Freight & Passenger Agent. R. R. Carnes, Traveling Freight & Passenger Agent. J. H. Brackeen, City Freight & Passenger Agent. L. E. Ratliff, City Ticket Agent. Bakersfield, Calif.—Santa Fe Station, Phone FAirview 5-5751. R. O. Mercer, Traveling Passenger Agent. H. B. Lake, Agent. El Tejon Bldg., 1413 17th St., Phone FAirview 5-5751. L. R. White, District Freight Agent. Barstow, Calif.—Santa Fe Station, Phone 2279. W. E. Casey, Agent. Beaumont, Texas—413-415 Perlstein Bl., Pearl and Fannin Sts., Phone TErmiNal 2-3411. O. C. Honig, Division Freight & Passenger Agent. J. H. Sanchez, City Freight & Passenger Agent. Berkeley 4, Calif.—Santa Fe Station, Phone THornwall 1-4373. R. D. Fisher, City Passenger Agent. T. E. Williams, Agent. Beverly Hills, Calif.—9455 Wilshire Blvd., Phone CRestview 1-5758. W. J. Nicholson, Passenger Agent. Boston 16, Mass.—Rooms 4 and 5 Little Bldg., 80 Boylston St., Phone Passenger, LIBerty 2-5323 (Freight, HUBbard 2-1290) P. D. Bacon, General Agent. C. H. Huggins, District Freight & Passenger Agent. F. T. Burns, Traveling Freight & Passenger Agent. N. S. Richardson, Traveling Freight & Passenger Agent. W. J. Thompson, Traveling Freight & Passenger Agent. F. G. Le Doux, City Freight & Passenger Agent. G. E. Manson, City Freight & Passenger Agent. R. F. Harden, City Ticket Agent. Brownwood, Texas—Santa Fe Station, Phone MIlton 3-3425. C. H. Hester, Ticket Agent. Buffalo 2, N. Y.—601 Genesee Bldg., Phone TL 4-5230-31-32 F. L. Hoover, General Agent. H. E. Albert, Traveling Freight & Passenger Agent. J. L. Parsons, Traveling Freight & Passenger Agent. A. H. Cruickshank, City Freight & Passenger Agent. Wm. Herald, City Freight & Passenger Agent. Chanute, Kan.—Santa Fe Station, Phone HEMlock 1-0510. H. H. Cox, Division Freight Agent. Chicago 4, Ill.—80 E. Jackson Blvd., Phone HARRison 7-4900. Travel Center. M. O. Strom, General Agent, Passenger Department. J. H. Mathias, Division Passenger Agent. R. R. Rickson, City Passenger Agent. Bain Fisher, City Passenger Agent. G. W. Grant, City Passenger Agent. T. J. Wilson, City Passenger Agent. George Talbot, Traveling Passenger Agent. Miss Mildred Hughes, Traveling Passenger Agent. Reservation-Information Bureau, Phone WEBster 9-4910 W. G. Meyers, Manager. City Ticket Office—238 S. Michigan Ave., Ph. HARRison 7-4900. G. E. Nelson, City Ticket Agent. Dearborn Station, Phone HARRison 7-7500. W. R. Dietrich, Depot Passenger Agent. G. B. Orr, Depot Passenger Agent. J. M. Fricka, Depot Passenger Agent. H. R. Arden, Depot Passenger Agent. J. F. Kelly, Depot Passenger Agent. E. L. Meehan, Jr. Depot Passenger Agent. Division Freight Office—500 Railway Exchange, 80 E. Jackson Blvd., Chicago 4, Ill. Phone HARRison 7-4900. H. A. Taylor, Division Freight Agent. Cincinnati 2, Ohio—211 Gwynne Bldg., 6th & Main St., Phones-(Passenger) MAin 1-2911. (Freight) MAin 1-1724 P. L. Neiswanger, General Agent. W. G. Gusse, District Freight & Passenger Agent. C. E. Sawyer, Jr., Traveling Freight & Passenger Agent. U. A. Menke, Traveling Freight & Passenger Agent. C. F. Bailey, Traveling Freight & Passenger Agent. F. E. Prachar, City Freight & Passenger Agent. T. N. Thompson, City Freight & Passenger Agent. Paul Garland, City Ticket Agent.

Cleveland 13, Ohio—Suite 1640, Illuminating Bldg., 55 Public Square. Passenger, CHerry 1-0226 and 1-0227 (Freight, CHerry 1-7761 and 1-7762) V. E. Schneider, General Agent. L. C. Woolsey, District Freight & Passenger Agent. L. W. Staab, Jr., Traveling Freight & Passenger Agent. A. H. Butterworth, Traveling Freight & Passenger Agent. R. L. Pinnau, City Freight & Passenger Agent. R. C. Ewing, City Freight & Passenger Agent. A. J. Lawson, City Freight & Passenger Agent. L. F. Martin, City Ticket Agent. Colorado Springs, Colo.—Santa Fe Station, Ph. MELrose 4-1529. M. A. Gibson, Agent. Dallas 2, Texas—1800 Main St., Phone RIVERSide 7-6301. P. H. Swinney, Division Passenger Agent. D. D. Bones, Traveling Passenger Agent. R. R. Hunsucker, City Passenger Agent. W. M. Hensell, City Ticket Agent. Division Freight Office, 1030 Mercantile Securities Bldg., Dallas 1, Texas. Phone RIVERSide 7-6301. E. C. Burnes, Division Freight Agent. Denton, Texas—Santa Fe Station, Phone DUpont 2-9878. B. T. Brown, Agent. Denver 2, Colo.—Room 250, Denver Club Bldg., 518 17th St., Phone AMherst 6-3888 (Passenger) AMherst 6-3573 (Freight) Rodger Spahr, General Freight & Passenger Agent. G. G. Akerstrom, Division Freight & Passenger Agent. R. A. Neal, Traveling Freight & Passenger Agent. R. E. Davis, Traveling Freight & Passenger Agent. J. Phil. Wainner, City Freight & Passenger Agent. J. W. Bunce, City Freight & Passenger Agent. J. W. Pope, City Freight & Passenger Agent. I. W. Bonnot, City Freight & Passenger Agent. Des Moines 9, Iowa—601 Equitable Bldg., Phones CHerry 4-7173 and 4-7174. C. F. Gleason, General Agent. A. E. Wallen, Traveling Freight & Passenger Agent. H. J. Anderson, Traveling Freight & Passenger Agent. J. L. Berneking, City Freight & Passenger Agent. Detroit 26, Mich.—326 Lafayette Bldg., 149 Michigan Ave., Phone Passenger, WOODward 2-8747-8-9 (Freight, WOODward 1-2974-5-6) M. A. Murphy, Assistant Traffic Manager. John G. Murphy, District Freight & Passenger Agent. F. P. Lister, District Freight & Passenger Agent. G. B. Guyton, Traveling Freight & Passenger Agent. W. R. Purdie, Traveling Freight & Passenger Agent. A. T. Vikander, Traveling Freight & Passenger Agent. R. J. Stein, City Freight & Passenger Agent. E. Cope Sholler, City Freight & Passenger Agent. W. L. Eldred, City Ticket Agent. El Paso, Texas—Union Station. Phones-(Passenger) KEystone 3-4642 (Freight) KEystone 2-3697. N. G. Edwards, Division Freight & Passenger Agent. L. C. Denney, Traveling Freight & Passenger Agent. R. R. Rhodes, City Freight & Passenger Agent. R. C. Armstrong, Ticket Agent. Flagstaff, Ariz.—Santa Fe Station, Phone PR 4-6681. H. W. Hoepfner, Traveling Freight & Passenger Agent. Ft. Madison, Iowa—Santa Fe Station, Phone DRake 2-1310 J. M. Swenson, Division Freight Agent. Fort Worth 2, Texas—415 Houston St., Phone EDison 2-5141. J. L. Miller, Division Passenger Agent. R. M. Martin, Traveling Passenger Agent. E. L. Craft, City Passenger Agent. Division Freight Office, 207 Century Life Bldg., Ft. Worth 2, Texas. Phone EDison 2-5141. R. E. Couden, Division Freight Agent. Fresno 1, Calif.—Santa Fe Station, Phone ADams 3-6221. Clifford Irby, Division Passenger Agent. J. V. Shipp, Passenger Agent. E. J. Oslund, Division Freight Agent. Gainesville, Texas—Santa Fe Station, Phone HOWard 5-2847. I. W. Davenport, Ticket Agent. Galveston, Texas—Santa Fe Station, Phone SOuthfield 5-6621. G. L. Wagner, Ticket Agent. J. W. Lomax, Foreign Freight Agent. Glendale 3, Calif.—110 W. Lexington Drive, Phone CITrus 2-3141. G. P. Duggan, Passenger Agent. E. F. Dicus, City Ticket Agent. Grand Canyon, Ariz.—L. H. Richards, Agent. Hollywood 28, Calif.—1551 No. Vine St., Phone HOLlywood 9-1191. U. F. del Valle, Division Passenger Agent. O. H. Gilbert, Traveling Passenger Agent. J. M. Garrett, City Passenger Agent. G. W. Tracy, Passenger Agent. R. C. Ocheltree, City Ticket Agent.

Houston 2, Texas—716 Travis St., Houston Club Bldg., Phone CApitol 8-6441. H. F. Rooney, Division Passenger Agent. G. C. Hanlon, Traveling Passenger Agent. R. E. Dimon, City Passenger Agent. J. R. Moseley, City Ticket Agent. Division Freight Office, Room 501 Bank of Commerce Bldg., Phone CApitol 8-6441. R. N. Jarl, Assistant General Freight Agent. M. M. Benya, Division Freight Agent. Huntington Park, Calif.—7514 Pacific Blvd., Phone LUdlow 1-7239. M. R. Reese, Passenger Agent. L. B. Fenderson, Passenger Agent. Hutchinson, Kan.—511 Wiley Bldg., Division Freight Office. Phone MOhawk 5-5501. Lawrence Fergel, Division Freight Agent. Ticket Office, Santa Fe Station, Phone MOhawk 2-1961. Indianapolis 4, Ind.—808-810 Guaranty Bldg., Phone MELrose 5-6549 and 5-6540. H. F. Mahon, General Agent. T. J. Connelly, Traveling Freight & Passenger Agent. H. D. Cedarfield, Traveling Freight & Passenger Agent. D. M. Hessong, City Freight & Passenger Agent. Inglewood, Calif.—314 E. Hillcrest Blvd., Phone ORchard 7-1272. From Los Angeles phone OREGon 8-2466. M. H. Wright, Passenger Agent. Kansas City, Kan.—Union City Ticket Office, Town House Hotel, 7th and State Sts., Phone ATwater 1-1550. A. B. Nowell, City Ticket Agent. Kansas City 5, Mo.—11th and Wyandotte, Phone MAYfair 1-4000. Travel Center. J. P. Warren, General Agent, Passenger Department. W. A. Baldwin, Traveling Passenger Agent. R. P. Bonfield, Traveling Passenger Agent. R. M. Johnson, City Ticket Agent. J. J. Riffle, City Passenger Agent. J. E. Samuelson, City Passenger Agent. Depot Passenger Office—Union Station, Phone MAYfair 1-4000. R. M. Sawyer, Depot Passenger Agent. M. E. Judy, Depot Passenger Agent. F. C. Moore, Depot Passenger Agent. H. J. Woodford, Depot Passenger Agent. G. O. Thompson, Jr., Depot Passenger Agent. J. E. Wise, Depot Passenger Agent. Reservations and Information, Phone GRand 1-5636 Division Freight Office—614 Fairfax Building, Kansas City 6, Mo. Phone MAYfair 1-4000. L. E. Yarbrough, Assistant General Freight Agent. Killean, Texas—(Fort Hood), Phone OVerland 5-4614. M. L. Williams, Passenger Representative. Long Beach 2, Calif.—324 E. Broadway, Phone HEMlock 6-9608. L. E. Vinson, Division Passenger Agent. J. J. Robbins, Passenger Agent. W. J. Schmitt, Passenger Agent. M. C. Parke, City Ticket Agent. Div. Frt. Office, 115 Pine Ave., Long Beach 2, Calif. Phone HEMlock 7-4191. D. R. Smith, Division Freight Agent. Los Angeles 14, Calif.—601 So. Hill St., Phone MADison 8-0111. Travel Center. C. C. North, General Agent. G. W. Queen, Division Passenger Agent. J. W. Warner, Passenger Agent. R. L. De Zell, Passenger Agent. W. L. Hogue, Jr., Passenger Agent. R. E. Sorrels, Passenger Agent. D. H. Fexer, Passenger Agent. City Ticket Office—601 S. Hill St., Phone MADison 8-0111. L. F. Emerson, City Ticket Agent. Depot Passenger Office—Union Station, 800 N. Alameda St., Phone MADison 8-0111. B. J. McGarry, City Passenger Agent. C. J. Hanes, Passenger Agent. E. L. Grainger, Passenger Agent. J. R. Conlan, Passenger Agent. W. C. Hammond, Passenger Agent. W. H. Todd, Station Ticket Agent. Reservation—Information Bureau, Santa Fe Bldg. F. F. Davis, Manager. Div. Frt. Office, Santa Fe Bldg., Phone MADison 8-0111. R. W. Hauptli, Division Freight Agent. Lubbock, Texas—Santa Fe Station, Phone PORTer 3-6454. D. F. Tipple, Division Freight & Passenger Agent. J. L. Nelson, Traveling Freight & Passenger Agent. C. D. Mounts, Traveling Freight & Passenger Agent. B. B. Cardwell, City Freight & Passenger Agent. Ticket Office, Phone PORTer 3-4862. Memphis 3, Tenn.—870 Shrine Bldg., Phone JA 6-1561. C. H. White, District Agent. Mexico City, Mex.—Bolívar No. 22-B. J. Banuet Jr., General Agent. Milwaukee 3, Wis.—401 Majestic Bldg., Ph. BROADway 1-7139 G. F. Mueller, General Agent. R. C. Simons, Traveling Freight & Passenger Agent. R. J. Morrissey, Traveling Freight & Passenger Agent. H. E. Lofgren, City Freight & Passenger Agent. T. R. Stewart, City Freight & Passenger Agent.

Minneapolis 2, Minn.—644-648 Northwestern Bank Bldg., Phone FEDERAL 3-1274-1275-1276. Geo. J. Turgeon, General Agent. E. L. Bender, Traveling Freight & Passenger Agent. C. E. Perkins, Traveling Freight & Passenger Agent. Wm. Campbell, Traveling Freight & Passenger Agent. Carl J. W. Jacobson, City Freight & Passenger Agent. A. L. Nelson, City Freight & Passenger Agent. R. J. Peters, City Ticket Agent. Monterey, N. L., Mex.—Apartado 627. N. R. Cordova, Traveling Freight and Passenger Agent. New Orleans 13, La.—100 Union Passenger Terminal, 1001 Loyola Ave. Phone JACKson 5-3398. W. R. Cooley, General Agent. J. D. Kahler, Traveling Freight & Passenger Agent. C. A. Mayronne Jr., City Freight & Passenger Agent. H. J. Blanchard, City Freight & Passenger Agent. New York City 36, N. Y.—500 Fifth Ave. Travel Center, Phone PENnsylvania 6-4400. Donald P. Rooney, Eastern General Passenger Agent. H. M. Hampton, District Passenger Agent. L. A. Schuster, Traveling Passenger Agent. F. M. Mackenzie, City Passenger Agent. H. M. Graham, City Passenger Agent. T. B. Mohan, City Passenger Agent. A. A. De Soiza, City Passenger Agent. F. A. Lammer, Jr., City Ticket Agent. Freight Traffic—233 Broadway, New York 7, N. Y. Phone DIgby 9-1100. W. F. Hartnett, Eastern Freight Traffic Manager. Oakland 12, Calif.—2040 Telegraph Ave. Phone TEMplebar 4-6633 C. J. Haggerty, Division Passenger Agent. C. M. Sheppard, City Passenger Agent. Clement Fisher, Jr., City Ticket Agent. Division Freight Office—40th & San Pablo Ave., Phone OLYmpic 4-2067 William V. Hopkins, Division Freight Agent. N. M. Salsman, Agent. Oceanside, Calif.—Santa Fe Station, Phone SARatoga 2-8209. F. G. Timms, Passenger Agent. V. L. McGlenn, Agent. Oklahoma City 2, Okla.—112 N. Robinson St., Ph. CENTral 2-2501. C. A. Mattson, Division Passenger Agent. A. V. Jenkins, Traveling Passenger Agent. R. V. Owen, City Passenger Agent. Division Freight Office, 2109 First National Bank Bldg., Oklahoma City 2, Okla. Phone CENTral 2-2501. E. H. Randall, Assistant General Freight Agent. Pasadena 1, Calif.—Santa Fe Station, Phone SYcamore 2-1191. Paul P. Branch, City Passenger Agent. W. C. Musick, Passenger Agent. J. W. Harman, Passenger Agent. J. R. Lunge, Passenger Agent. H. Stephens, Agent. Peoria 2, Ill.—809 Jefferson Bldg., Phones 673-3867 and 673-3868. J. J. Mooney, General Agent. B. M. Stephens, Traveling Freight & Passenger Agent. E. J. McCrary, Traveling Freight & Passenger Agent. E. J. Wark, City Freight & Passenger Agent. Philadelphia 7, Pa.—1416-1418 Philadelphia National Bank Bldg., Broad and Chestnut Sts. Phone LOcust 8-5080. J. J. Weiss, General Agent. M. F. X. Ivers, Traveling Freight & Passenger Agent. W. S. Reese, Traveling Freight & Passenger Agent. M. A. Brieschke, Traveling Freight & Passenger Agent. E. H. Mitter, City Freight & Passenger Agent. L. E. Hatfield, Jr., City Freight & Passenger Agent. V. A. Blum, City Ticket Agent. Phoenix, Ariz.—335 First Nat'l Bk. Bldg., Phone ALPine 8-8571. L. H. Hanten, Division Freight & Passenger Agent. R. L. Crawford, Traveling Freight & Passenger Agent. H. L. Philhour, Traveling Freight & Passenger Agent. Thos. F. Waugh, Jr., City Freight & Passenger Agent. R. F. Henderson, City Freight & Passenger Agent. Ticket Office, Union Sta., 4th & Harrison, Phone ALPine 8-8571. L. R. Irwin, City Ticket Agent.

TRAFFIC OFFICES AND REPRESENTATIVES—Concluded

Pittsburgh 22, Pa.—819 Oliver Bldg., Mellon Square. Passenger, ATLantic 1-2937. Freight ATLantic 1-2851. R. P. St. John, General Agent. J. Lyman Anderson, District Freight & Passenger Agent. Jack P. Kearns, Traveling Freight & Passenger Agent. G. Balmford, Traveling Freight & Passenger Agent. J. T. McCormack, Traveling Freight & Passenger Agent. J. F. Pschire, City Freight & Passenger Agent. M. Doering, City Freight & Passenger Agent. M. Costelow, City Ticket Agent. Pomona, Calif.—2701 N. Garey Ave., Phone LYcoming 3-2521. R. E. Welk, Traveling Freight & Passenger Agent. C. C. West, Agent. Portland 5, Ore.—902 American Bank Bldg., Ph. CApitol 7-3671. R. T. Patterson, General Agent. H. R. McNally, Traveling Freight & Passenger Agent. M. G. Rife, City Freight & Passenger Agent. Pueblo, Colo.—401 N. Union Ave., Phone LINcoln 2-1826. M. G. Grumman, Division Freight Agent. Richmond, Calif.—Santa Fe Station, 101 Garrard Blvd. Phone BEacon 4-6234. J. B. Pendleton, Depot Passenger Agent. R. H. Robinson, Agent. Riverside Calif.—Santa Fe Station, 3750 Santa Fe Ave., Phone OVerland 6-1331. J. E. Gill, Agent. Sacramento 14, Calif.—926 "J" St., Phone GILbert 2-3605. C. F. Warren, General Agent. Bailey J. Nash, Traveling Freight & Passenger Agent. C. R. McKinley, Traveling Freight & Passenger Agent. St. Joseph 2, Mo.—Division Freight Office, 1002 Corby Bldg., Phone ADams 4-2793. H. R. Whitney, Division Freight Agent. St. Louis 1, Mo.—300 Columbia Bldg., 318 N. 8th St. (at Locust. Phone Passenger, CHEstnut 1-7120. Freight, CHEstnut 1-7410. W. L. Ketcham, General Agent. R. E. Fagerberg, District Freight & Passenger Agent. J. R. Davis, Traveling Freight & Passenger Agent. C. F. Gottelmann, Traveling Freight & Passenger Agent. S. O. Holdman, City Freight & Passenger Agent. L. D. McMillen, City Freight & Passenger Agent. W. D. Tolle, City Freight & Passenger Agent. Edw. L. Perry, City Freight & Passenger Agent. Leo M. Isaacs, City Ticket Agent. Salt Lake City 1, Utah—400 American Oil Bldg., 10 W. Broadway, Phone DAVIS 2-1238. M. Kinyon, General Agent. R. E. Heisel, Traveling Freight & Passenger Agent. H. H. Wilson, City Freight & Passenger Agent. San Angelo, Texas—Rooms 203-4-5 S. F. Station, Ph. 2-1441. E. A. Tusha, Division Freight & Passenger Agent. C. W. Sheppard, Traveling Freight & Passenger Agent. San Antonio 5, Texas—1211 Majestic Bldg., 212 E. Houston St., Phone CApitol 7-7246. Fletcher Mitchell, General Agent. J. V. Box, Traveling Passenger Agent. San Bernardino, Calif.—Santa Fe Station, Phone TURNer 4-2111. L. J. Riniker, General Agent. R. B. Brown, Division Freight & Passenger Agent. R. T. Lawrence, Traveling Freight & Passenger Agent. R. N. Hulsebus, Traveling Freight & Passenger Agent. D. G. Thompson, Traveling Freight & Passenger Agent. O. C. Whisenant, City Ticket Agent. San Diego 1, Calif.—Santa Fe Station, 1050 Kettner Blvd. Phone BELmont 3-8211. J. J. McCarthy, General Agent Passenger Dept. J. C. Nelson, Traveling Passenger Agent. W. F. Chesterman, City Passenger Agent. F. W. Culvert, City Passenger Agent. P. R. Dunbar, Passenger Agent. Don. Q. Samaniego, City Ticket Agent. Freight Traffic 1020 Kettner Blvd., Phone BELmont 3-8211. E. G. Stubbs, Assistant General Freight Agent.

San Francisco 3, Calif.—44 Fourth St., Phone SUtter 1-7600. Travel Center. Frank R. Kelley, General Agent. W. J. Lunny, City Passenger Agent. W. C. Wade, City Passenger Agent. J. R. Sharpe, Passenger Agent. G. W. Palmer, Passenger Agent. R. A. Morton, Ticket Agent. Reservation-Information Bureau, 44 Fourth St. Phone SUtter 1-7600. G. M. Schaumlöffel, City Ticket Agent. Division Freight Office, 411 Sansome St., San Francisco 4, Calif. Phone SUtter 1-7600. Frank H. Smith, Division Freight Agent. San Jose 13, Calif.—700-701 Commercial Bldg., 28 N. First St., Phone CYpress 2-2737. D. E. Cronin, Traveling Passenger Agent. Chas. M. Janes, General Agent, Freight Department. Santa Ana, Calif.—Santa Fe Station, Phone KIMberly 3-5354. N. M. Smith, Traveling Passenger Agent. A. H. Gilmore, Passenger Agent. P. L. Winger, District Freight Agent, Phone KIMberly 2-6727. Santa Fe Station—Ph. KIMberly 2-4404. R. F. Bowe, Agent. Santa Barbara, Calif.—29 W. Carrillo St., Ph. WOODland 3660. O. D. Boehm, City Ticket Agent. Santa Fe, N. M.—Water & Shelby Sts., Phone YUCA 3-4311. D. T. Benedetti, City Passenger Agent. Santa Monica, Calif.—430 Santa Monica Blvd., Ph. EXbrook 4-1188. R. J. Fell, Passenger Agent. G. O. Maris, City Ticket Agent. Seattle 1, Wash.—The 1411 Fourth Ave. Bldg., Phone MUTual 2-3195 and 2-3196 Harry H. Tipple, General Agent. Dean Morrison, Traveling Freight & Passenger Agent. Jack D. Henderson, City Freight & Passenger Agent. Stockton 6, Calif.—Santa Fe Station, Phone HOWard 5-2578. W. L. Shumway, Traveling Passenger Agent. Hunter Square Bldg., 41 No. Hunter, Zone 3, Ph. HOWard 6-5901. D. J. Sutherland, Division Freight Agent. Temple, Texas—Phone PROspect 3-2184. J. S. Perry, Ticket Agent. R. W. Jackson, Division Freight Agent. Topeka, Kan.—A. T. & S. F. Office Bldg., Ph. CENTral 4-0481. C. A. Walton, Division Freight Agent. Tulsa 3, Okla.—Atlas Life Bldg., 417 S. Boston Ave., Phone Passenger, LUther 3-0173. M. J. McCarthy, Jr., Division Freight & Passenger Agent. C. J. Quinlan, Traveling Freight & Passenger Agent. C. G. Bailey, Traveling Freight & Passenger Agent. L. A. Shupp, City Freight & Passenger Agent. J. V. Goodnight, City Freight & Passenger Agent. Washington 6, D.C.—Suite 400, 1710 "H" St. N. W., Phone DISTRICT 7-7084. H. F. Pugh, General Agent. J. L. Matthews, Jr., Traveling Freight & Passenger Agent. H. F. Ahrens, City Freight & Passenger Agent. Whittier, Calif.—142 N. Bright Ave., Phone OXBow 8-0149. Clifford A. Broten, Passenger Agent. Wichita 2, Kan.—425 E. Waterman St., Phone AMherst 5-8511. A. W. Dunning, Division Passenger Agent. J. F. Lawrence, Traveling Passenger Agent. R. W. Flynn, City Passenger Agent. Division Freight Office, 425 E. Waterman St. Phone AMherst 5-8511. H. A. Rupe, Division Freight Agent. Winston-Salem, N. C.—602 Reynolds Bldg., Phone PARK 4-6475. T. M. Craven, Traveling Freight Agent.

TRAFFIC DEPARTMENT OFFICIALS

Table listing Traffic Department Officials: G. E. DUFFY, Vice President, Santa Fe System Lines, Chicago; T. M. CAIAZZA, Assistant Vice President; J. E. DOUD, Assistant to Vice President; R. T. ANDERSON, General Passenger Traffic Manager; H. N. DAVIS, Assistant General Passenger Traffic Manager; J. L. SLOAN, Assistant General Passenger Traffic Manager; H. C. JOHNSTON, Assistant General Passenger Traffic Manager; ROSS E. CHAPPELL, Assistant General Passenger Traffic Manager; R. L. D. McALLISTER, General Passenger Agent; G. F. SHERMAN, Passenger Traffic Manager; C. L. RICH, General Passenger Agent; W. J. RODGERS, Passenger Traffic Manager; C. W. AXTELL, General Passenger Agent; S. E. PORTER, General Passenger Agent; H. B. BAILEY, General Passenger Agent; J. J. WILHELM, General Traveling Passenger Agent; T. M. BRAXTON, General Traveling Passenger Agent; E. L. PETERSEN, General Traveling Passenger Agent; A. K. NOE, General Baggage Agent; G. L. HUG, Assistant General Baggage Agent; H. R. WRIGHT, General Freight Traffic Manager; C. O. BUNCE, Freight Traffic Manager; J. G. ROBERTS, Freight Traffic Manager; J. R. WALTER, Freight Traffic Manager; R. J. WARD, Freight Traffic Manager; L. C. HUDSON, Freight Traffic Manager; F. H. HEMPHILL, Freight Traffic Manager; H. C. VINCENT, Traffic Manager; F. E. HANLON, General Passenger Agent; G. C. LYMAN, Traffic Manager; T. C. OSBORN, Traffic Manager; H. K. SINCLAIR, General Mail and Express Traffic Manager; R. E. MILLER, Mail & Express Traffic Manager; C. M. WARFEL, Mail & Express Traffic Manager; A. A. DAILEY, General Advertising Manager.

Hotel Ticket Offices, Chicago—J. J. Fressie, Agent. All Phones RANDolph 6-6900 PALMER HOUSE PRUDENTIAL BUILDING