

**Ticket Agent Edition**

1960 Spring-Summer Issue



**SYSTEM  
TIME TABLES**

Prepared for use by Ticket and Travel Agents  
This folder is the property of:

---

**The Atchison, Topeka and Santa Fe Railway System**

**Ticket Agent Edition**

1960 Spring-Summer Issue



**SYSTEM  
TIME TABLES**

Prepared for use by Ticket and Travel Agents  
This folder is the property of:

---

**The Atchison, Topeka and Santa Fe Railway System**



## LOW-COST FAMILY FARES

*available Monday through Thursday*

Family Plan fares in effect between all points on Santa Fe System Lines (except intrastate in California) afford substantial savings for family groups. Applies for first class or coach tickets, one-way or round trip, on following basis:

### ONE-WAY

Regular one-way fare for husband or head of family. One-half regular one-way fare for wife and/or children 12 years of age and under 22. One quarter regular one-way fare for children 5 years of age and under 12. Fractional fares to be advanced to end in 0 or 5. Limit 4 months.

### ROUND TRIP

Regular round trip fare for husband or head of family. One-way fare (increased to end in 0 or 5) for wife and/or children 12 years of age and under 22. One-half one-way fare (increased to end in 0 or 5) for children 5 years of age and under 12. Return limit 8 months.

Both one-way and round trip tickets good from starting point on Monday, Tuesday, Wednesday and Thursday only. Round trip tickets good for return from destination any day of week. Head of family may return individually by exchange of return portion of round trip ticket at destination, balance of family however must return together.

**300 lbs. of baggage checked  
on each Family Plan ticket**

ROUND TRIP tickets also available from certain eastern points to all points on Santa Fe Lines on similar basis—consult your nearest Santa Fe representative or local agent.










**Two  
Great  
Names...**

*Fred Harvey*

Santa Fe Dining Cars feature famous Fred Harvey food. Under the consist of trains shown in this folder there is reference to the dining car service that is available.

Along the Santa Fe Route you will also find Fred Harvey service available in the dining stations and hotels listed below:

		Coffee Shop	Dining Room	Guest Rooms
<b>ARIZONA</b>				
	El Tovar Hotel.....		250	81
	Grand Canyon			
	Bright Angel Lodge...	225	.....	98
	Grand Canyon			
<b>CALIFORNIA</b>				
	Union Station.....		230	.....
	Los Angeles			
<b>ILLINOIS</b>				
	Dearborn Station.....	31	120	.....
	Chicago			
<b>MISSOURI</b>				
	Union Station.....	174	140	.....
	Kansas City			
<b>NEW MEXICO</b>				
	Alvarado Hotel	118	135	116
	Albuquerque			
	La Fonda Hotel.....	200	150	203
	Santa Fe			

# General Index to Folder Contents

Altitudes of principal stations . . . . . Pages 14 and 15  
Chicago Passenger Stations . . . . . Page 36  
Connections—With foreign line railroads. Pages 32, 33, 37, 38, 39, 40  
Equipment . . . . . Pages 7, 10, 11, 12, 13  
Extra fares on The Super Chief and El Capitan . . . . . Page 43  
Fares and Rates:  
Family Plan Fares . . . . . (See back cover)  
One Way . . . . . Pages 44, 45  
Pullman . . . . . Pages 44, 45  
Round trip . . . . . Page 42  
Side trips . . . . . Page 45  
Information—Miscellaneous . . . . . Page 41  
Maps: Chicago Business District . . . . . Page 36  
Profile map of Santa Fe, Chicago to California. Pages 14 and 15  
Santa Fe System . . . . . Pages 24 and 25  
Meal service—Santa Fe—Fred Harvey . . . . . (See back cover)  
Mileage of lines operated . . . . . Pages 24 and 25

Officials of Passenger Department and Traffic Agencies . . . . . Pages 46 and 47  
Reference notes (Pages 8 to 35 inclusive) . . . . . Pages 14 and 15  
Rules for trains Nos. 17 and 18, The Super Chief; trains Nos. 19 and 20, The Chief; Nos. 17 and 18, El Capitan and trains Nos. 1 and 2, San Francisco Chief . . . . . Page 6  
San Francisco—Oakland Terminal Note . . . . . Page 23  
Schedules:  
Condensed Main Line . . . . . Pages 8 to 13 inclusive  
Condensed Transcontinental . . . . . Pages 8 and 9  
Condensed Transcontinental (via Grand Canyon) . . . . . Page 26  
Special service charge on El Capitan Section of Super Chief. Page 45  
Special service charges on Chief and San Francisco Chief. . Page 42  
Station Index . . . . . Pages 2 to 6 inclusive  
Stopover information . . . . . Page 41  
Ticket offices—Chicago Hotels . . . . . Page 47

# Index to Stations on the Santa Fe

Capital initial following stations indicates condensed schedule table.  
Stations marked **A** are located on the line indicated by the table numbers, but are not shown in the table in the folder. Ask agent for schedule.  
Stations marked **\*** are a part of the Santa Fe Railway System but are not shown in this time table. Consult agent.

<b>A</b>	Abajo, N. M. . . . . 9a	Abbyville, Kans. . . . . 2	Abell, Tex. . . . . 84	Abernathy, Tex. . . . . 79	Abilene, Kans. . . . . 25, 36	Able, Colo. . . . . 3	Abo, N. M. . . . . 7	Abra, Ariz. . . . . 11	Acequia, Colo. . . . . 10b	Acme, N. M. . . . . 80	Acmita, N. M. . . . . 4	Acres, Kans. . . . . 33	Ada, Kans. . . . . 33	Ada, Okla. . . . . 73	Adamana, Ariz. . . . . 4	Adams, Kans. . . . . 33	Adobe, Colo. . . . . *	Agency, Mo. . . . . 14	Agra, Cal. . . . . 5a	Agudo, N. M. . . . . 7	Aguiña, Ariz. . . . . 55a	Aiken, Tex. . . . . 85	Aikman, Kans. . . . . 26	Akron, Kans. . . . . 26	Alameda, Cal. . . . . *	Alameda, N. M. . . . . 3	Alamota, Kans. . . . . 37	Alberhill, Cal. . . . . 59	Albert, Kans. . . . . 37	Albuquerque, N. M. . . . . A, B, F, G, J, 3, 4, 7, 9, 9a, 10, 10a	Alcoa, Cal. . . . . *	Alden, Kans. . . . . 2	Aleman, N. M. . . . . 9a	Alessandro, Cal. . . . . 58	Alexander, Kans. . . . . 37	Alfalfa, Kans. . . . . 37a	Algeria, Tex. . . . . 68	Algoa, Tex. . . . . 65	Algozo, Cal. . . . . 11	Alhambra, Ariz. . . . . *	Aline, Okla. . . . . 77a	Alivio, N. M. . . . . 9a	Allah, Ariz. . . . . 11	Allard, Cal. . . . . 6	Allendorph, Kans. . . . . 21	Allensworth, Tex. . . . . 76	Allensworth, Cal. . . . . 6	Alley, Tex. . . . . 79	Allison, Tex. . . . . 82	Alma, Kans. . . . . 21	Alpaugh, Cal. . . . . 6	Apine, Tex. . . . . 78a	Alray, Cal. . . . . 5	Altra Loma, Tex. . . . . 65	Alto, Ariz. . . . . 11	Altus, Okla. . . . . 77a, 78	Alva, Okla. . . . . 7																																																								
<b>B</b>	Alvarado, Tex. . . . . *	Alvin, Tex. . . . . 65	Amarillo, Tex. . . . . A, B, I, 4, 7, 9, 46, 79	Amboy, Cal. . . . . 4	Amherst, Tex. . . . . G, 10a, 79a	Amity, Colo. . . . . 3	Anaheim, Cal. . . . . 5a	Anaconda, Ill. . . . . 1, 13	Angeles, Tex. . . . . 80	Angel, Ariz. . . . . 4	Angiola, Cal. . . . . 6	Anita, Ariz. . . . . 53	Anness, Kans. . . . . 33	Antelope Gap, Tex. . . . . 10a, 66	Antes, Cal. . . . . *	Anthony, Kans. . . . . 27, 31	Anthony, Tex. . . . . F, 9a	Antioch, Cal. . . . . 6	Anton, Tex. . . . . 10a, 79a	Anzac, N. M. . . . . 4	Apex, Ariz. . . . . 53	Apperson, Okla. . . . . *	Appleton, Ill. . . . . 1	Arapaho, Okla. . . . . 77a	Arcadia, Cal. . . . . 5	Arcadia, Tex. . . . . 65	Archler, Cal. . . . . 55a	Arcilla, Cal. . . . . 59	Arcolia, Tex. . . . . 65	Ardell, Kans. . . . . 2	Ardmore, Okla. . . . . 64, 69	Argentine, Kans. (See Kansas City)	Arion, Kans. . . . . 2	Arion, N. M. . . . . 7	Argyle, Iowa . . . . . 1	Arkansas City, Kans., D, 64	Arlington, Cal. . . . . 5	Arno, Tex. . . . . 80	Arntz, Ariz. . . . . 4	Arriba, N. M. . . . . 3	Arrowhead Springs, Cal. (Convenient private motor service to and from San Bernardino)	Artesia, N. M. . . . . I, 80	Arvana, Tex. . . . . 89	Arvin, Cal. . . . . *	Asarco Mill, N. M. . . . . 50	Ash Fork, Ariz. . . . . A, B, G, J, 4, 7, 10a, 11	Ash Grove, Kans. . . . . 36	Ash Hill, Cal. . . . . 37	Ashland, Kans. . . . . 33	Ashton, Kans. . . . . 63a	Asp, Okla. . . . . 64	Atehisop, Kans. . . . . 15	Atherton, Mo. . . . . 1																																																												
<b>C</b>	Athos, Ariz. . . . . 4	Atoka, N. M. . . . . 80	Attica, Kans. . . . . 7, 34	Atwood, Cal. . . . . 5	Audley, Ariz. . . . . 4	Augusta, Kans. . . . . 26	Augustus, Tex. . . . . 79a	Aurora, Kans. . . . . 25	Autwine, Okla. . . . . 80	Avalon, N. M. . . . . 80	Avard, Okla. . . . . 7	Avian, Kans. . . . . 23	Avocado, Cal. . . . . 63	Avondale, Colo. . . . . 10b	Aydelotte, Okla. . . . . *	Azul, N. M. . . . . 3	Azusca, Cal. . . . . 5	Beaver, Kans. . . . . 30	Becker, N. M. . . . . 7	Beekville, Tex. . . . . 74	Beeler, Kans. . . . . 37	Beethurst, Colo. . . . . 41	Belding, Tex. . . . . 78a	Belen, N. M. . . . . A, B, F, G, 4, 7, 9, 9a, 10, 10a	Bellefont, Kans. . . . . 2	Belle Isle, Okla. . . . . 64	Belle Plaine, Kans. . . . . 64	Bellville, Tex. . . . . 10a, 65	Bellvue Yard, Tex. . . . . 65	Belpre, Kans. . . . . 2	Belton, Tex. . . . . 66	Belva, Okla. . . . . 7	Belvidere, Kans. . . . . 33, 34	Bena, Cal. . . . . 6	Benedict, Kans. . . . . 17	Ben Franklin, Tex. . . . . F, 9a	Benjamin, Tex. . . . . 78	Benoit, Tex. . . . . 66, 67	Benson, Ill. . . . . 13	Benton, Colo. . . . . 3	Berino, N. M. . . . . 9a	Berkeley, Cal. A, B, F, 6, 9	Bernalillo, N. M. . . . . 3	Bernecker, Tex. . . . . 79a	Berry, Ariz. . . . . *	Bessmay, Tex. . . . . 74	Best, Tex. . . . . 65	Beta, Colo. . . . . 3	Bethany, Okla. . . . . 64	Betts, Okla. . . . . 42	Big Bend, Colo. . . . . *	Bigbow, Kans. . . . . 40	Big Bunch, Cal. . . . . *	Bigheart, Okla. . . . . 42	Big Lake, Tex. . . . . *	Birds, Tex. . . . . 65, 67	Bisbee, Kans. . . . . 19	Bisonte, Colo. . . . . 46	Bissell, Cal. . . . . 3	Bixler, Cal. . . . . 6	Black, Tex. . . . . 7	Blackwell, Okla. . . . . 28, 31	Blackwell, Tex. . . . . 78	Blair, Okla. . . . . 77a	Blanchard, N. M. . . . . 3	Blanco, Cal. . . . . 6	Bayard, N. M. . . . . 51	Bay City, Tex. . . . . 77	Bazar, Kans. . . . . 26	Bazine, Kans. . . . . 37	Beach, Tex. . . . . 76	Beaville, Cal. . . . . *	Beaumont, Tex. . . . . 65, 74																																								
<b>D</b>	Boaz, N. M. . . . . 80	Bobville, Tex. . . . . 76	Bodega, N. M. . . . . 7	Boise City, Okla. . . . . 39, 46	Bolton, Kans. . . . . 25	Bond, N. M. . . . . 75	Bonner Springs, Kans. . . . . 16	Bonus, Tex. . . . . 77	Bon Weir, Tex. . . . . *	Booker, Tex. . . . . 81	Boone, Colo. . . . . 10b	Booth, Tex. . . . . 65	Boren, Okla. . . . . 42	Borger, Tex. . . . . 84	Boron, Cal. . . . . 6	Boss, Tex. . . . . 67	Bosse, Kans. . . . . 38	Bosworth, Mo. . . . . 1	Boudinot, Okla. . . . . 73	Bouse, Ariz. . . . . 55a	Bovina, Tex. . . . . 7	Bowles, Tex. . . . . 7	Bowring Okla. . . . . 42	Box Springs, Cal. . . . . 58	Bozart, Tex. . . . . 10a, 66	Brace, Okla. . . . . 40a	Brady, Tex. . . . . 68, 71	Bragdon, Colo. . . . . 10b	Bragg, Tex. . . . . 76	Braidwood, Ill. . . . . 1	Braithwaite, Okla. . . . . 77a	Braman, Okla. . . . . 28	Brand, Tex. . . . . 79a	Brazilton, Kans. . . . . 24	Brenham, Tex. . . . . 10a, 65	Brewer, Kans. . . . . 35	Bridgehead, Cal. . . . . 6	Brink, Okla. . . . . 7	Briscoe, Tex. . . . . 82	Bristol, Colo. . . . . 41	Britton, Okla. . . . . 64	Broadview, Tex. . . . . 79a	Broncho, N. M. . . . . 7	Bronson, Tex. . . . . 74	Bronte, Tex. . . . . 78	Brookeland, Tex. . . . . 74	Brooks, Tex. . . . . *	Brose, Cal. . . . . 78	Brownell, Tex. . . . . 74	Brownfield, Tex. . . . . 84	Browning, Cal. . . . . 5a	Brownwood, Tex. . . . . D, G, M, N, O, 10a, 64, 66, 67, 71, 79a	Bryman, Cal. . . . . 48	Buchanan, N. M. . . . . 7	Buchhols, Tex. . . . . 10a, 65	Buekin, Mo. . . . . 1	Buena, Cal. . . . . 61	Buena Park, Cal. . . . . 5	Buenos, Tex. . . . . 79a	Bufalo, Tex. . . . . 65	Blythe, Cal. . . . . 56																																																				
<b>E</b>	Buns, Tex. . . . . 74	Burbank, Okla. . . . . 47	Burden, Kans. . . . . 23	Burdett, Kans. . . . . 38	Burdick, Kans. . . . . 25	Burlingame, Kans. . . . . 2, 21	Burlington, Kans. . . . . A, B	Burlington, Okla. . . . . 77a	Burness, Cal. . . . . *	Burnham, Cal. . . . . 6	Burns, Okla. . . . . 77a	Burrton, Kans. . . . . 2	Bush Pit, Ariz. . . . . 55a	Butler, Cal. . . . . 5	Butler, Okla. . . . . 82	Buttes, Colo. . . . . 10b	Buxton, Kans. . . . . 17	Byars, Okla. . . . . 73	Byrne, Tex. . . . . 90	Canutillo, Tex. . . . . Table F, 9a	Canyon, Tex. . . . . 7, 79	Canyoncito, N. M. . . . . 3	Canyon Diablo, Ariz. . . . . 4	Capron, Okla. . . . . 7	Carbondale, Kans. . . . . 2	Cardenas, N. M. . . . . 7	Cardiff, Cal. . . . . 5a	Cardy, Mo. . . . . 1	Cargray, Tex. . . . . 83	Carlsbad, Cal. . . . . 5a	Carlsbad, N. M. . . . . I, 7, 80	Cartlyle, Kans. . . . . 8	Carmen, Okla. . . . . 77a	Carnero, N. M. . . . . 7	Carrollton, Mo. . . . . E, 1	Carthage, Tex. . . . . 74	Carvel, Kans. . . . . 31	Casa, Colo. . . . . 3	Casa Blanca, Cal. . . . . 5	Casa Piedra, Tex. . . . . 78a	Cassoday, Kans. . . . . 26	Castaneda, Okla. . . . . 46	Castiel, Colo. . . . . 41	Castle Hot Springs, Ariz. . . . . 11	Castle Rock, Colo. . . . . 10b	Castleton, Kans. . . . . 31	Castor, Tex. . . . . 10a, 66	Cato, Tex. . . . . 66, 67	Cawelo, Cal. . . . . *	Cecile, Cal. . . . . 62	Cedar Hill, Tex. . . . . *	Cedar Point, Kans. . . . . 2	Celeste, Tex. . . . . 07	Cella, Cal. . . . . 63	Center, Tex. . . . . 74	Chalender, Ariz. . . . . 4	Chambers, Ariz. . . . . 4	Chancellor, Tex. . . . . 78a	Chaney, Colo. . . . . 41	Chantua, Kan. D, 8, 17, 24	Chapelle, N. M. . . . . 3	Chapman, Cal. . . . . 5	Chappo, Cal. . . . . 60	Charleston, Kans. . . . . 3	Charter Oak, Tex. . . . . 66	Chase, Kans. . . . . 29	Cheek, Tex. . . . . *	Chelsea, Kans. . . . . 26	Cheney, Kans. . . . . 32	Cheraw, Colo. . . . . 41	Cherokee, Okla. . . . . 48, 77a	Cherry Creek, Ariz. . . . . 55	Cherryvale, Kans. D, 8, 23	Cheto, Ariz. . . . . 82	Cheyenne, Okla. . . . . 82	Chicago, Ill. (Dearborn Station), A, B, D, E, I, 1, 2, 3, 4, 5, 6, 7, 8, 9, 30a, 11, 14, 64, 79, 80	Chillieothe, Ill. A, B, E, I, 18	Chilliothe, Tex. . . . . 78	Chino, Ariz. . . . . 4	Chino, N. M. . . . . 80	Chisum, N. M. . . . . 9a, 10	Christman, Tex. . . . . 65	Christie, Cal. . . . . 6	Christoval, Tex. . . . . 90	Chubbuck, Cal. . . . . 74	Chunky, Tex. . . . . 46	Cicero, Kans. . . . . 7, 64	Cimarron, Kans. . . . . 3	Cincoota, Cal. . . . . *	Ciniza, N. M. . . . . 4	Citrus Park, Ariz. . . . . 11	Civit, Okla. . . . . 73	Clare, Kans. . . . . 2, 8	Claremont, Cal. . . . . 5	Clarendon, Kans. . . . . 2	Clarkdale, Ariz. . . . . 63a	Claus, Cal. . . . . 6	Clay, Tex. . . . . 76	Cleary, Tex. . . . . *	Cleburn, Tex. . . . . 65	Clements, Kans. . . . . 2	Cleta, Tex. . . . . 79	Cleveland, Tex. . . . . 76	Cliff, Cal. . . . . 6	Clifton, Tex. . . . . 65	Climax, Kans. . . . . 19	Clint, Cal. . . . . *	Clinton, Okla. . . . . 77a, 82	Clonmel, Kans. . . . . 33	Clover, N. M. . . . . A, B, G, I, N, 7, 9, 10a, 79a, 80	Clovis, N. M. . . . . 3	Canton, Kans. . . . . 29	Canton, Okla. . . . . 77a
<b>F</b>	Coal City, Ill. . . . . Table E, 1	Coats, Kans. . . . . 33	Coble, Tex. . . . . 87	Cobre, N. M. . . . . 51	Coburn, Tex. . . . . 7	Coconino, Ariz. . . . . 53	Codman, Tex. . . . . 7	Coffeyville, Kans. . . . . 23	Coldwater, Kans. . . . . 33	Coleman, Tex. . . . . G, 10a, 66	Collins, Tex. . . . . 74	Collinsville, Okla. . . . . 8	Colmor, N. M. . . . . 3	Colony, Kans. . . . . 8	Colorado Spgs., Colo. A, B, J, 3, 9, 10b	Coltoso, Tex. . . . . 82	Colton, Cal. . . . . 5, 58	Comanche, Tex. . . . . 67	Coma, Cal. . . . . 5a	Concordia, Kans. . . . . 25	Conejo, Cal. . . . . 6	Congo, Mo. . . . . 62	Congress, Ariz. . . . . 11	Conrad, Okla. . . . . 46	Conroe, Tex. . . . . 78	Conway, Kans. . . . . 29	Cook, Kans. . . . . 25	Cookson, Okla. . . . . 3	Cooldidge, Kans. . . . . *	Cool Water, Calif. . . . . 4	Cooper, Ill. . . . . 13	Gopan, Okla. . . . . 8	Copeland, Kans. . . . . 39	Copeville, Tex. . . . . 70	Copper, Ariz. . . . . 75	Copperas Cove, Tex. . . . . 66	Coocoran, Cal. . . . . 6, 62	Corinth, Tex. . . . . 36	Cornelia, Colo. . . . . 41	Corona (Naroo), Cal. . . . . 5, 59	Corral, N. M. . . . . 6	Cortez, Cal. . . . . 6	Cosimo, Ariz. . . . . 4	Cottonwood Falls, Kans. . . . . *	Courtland, Kans. . . . . 25	Courtney, Mo. . . . . 1	Cow Spur, Tex. . . . . 79	Cox, Cal. . . . . 62	Cosart, Tex. . . . . 10a	Crabb, Tex. . . . . 65	Craig, Kans. . . . . 2, 8	Crandall, Ill. . . . . 13	Cravens, La. . . . . 75	Crawford, Tex. . . . . 65	Cresscent, Okla. . . . . 48	Cresson, Tex. . . . . M, 67	Crews, Colo. . . . . 10b	Crisfield, Kans. . . . . 7	Crocker, N. M. . . . . 9a	Crofts, Kans. . . . . 33	Crome, Cal. . . . . 6	Crookton, Ariz. . . . . 4	Crosbyton, Tex. . . . . 86	Crowell, Tex. . . . . 78	Crowley, Tex. . . . . 65	Cruise, Ariz. . . . . 11	Cucamonga, Cal. . . . . 5	Cudahy, Cal. . . . . 5a	Culebra, N. M. . . . . 7	Culp, Colo. . . . . 41	Cummings, Kans. . . . . 15	Cunningham, Kans. . . . . 32	Curtis, Okla. . . . . 7	Cushing, Okla. . . . . 44, 47	Custer City, Okla. . . . . 77a	Cutter, N. M. . . . . 9a	Clyde, Okla. . . . . 31	Daggett, Cal. . . . . 4	Dahinda, Ill. . . . . 1	Dale, Kans. . . . . 64	Dalies, N. M. . . . . 1	Dallas City, Ill. . . . . 4	Dallas, Tex. D, G, M, N, 10a, 64, 65, 67, 70, 79a	Dalton, Kans. . . . . 23	Dalton Jct. Tex. . . . . 64	Dana, Ill. . . . . 13	Danby, Cal. . . . . 4																										
<b>G</b>	Danci, Tex. . . . . 64	Daniels, Tex. . . . . 74	Dango, Kans. . . . . 65	Danville, Kans. . . . . 7	Darlow, Kans. . . . . 31	Darrouzett, Tex. . . . . 81	Dartmouth, Kans. . . . . 2	Date, Ariz. . . . . 11	Davenport, Okla. . . . . *	Davidson, Tex. . . . . 65	Davis, Okla. . . . . 64	Dawn, Tex. . . . . 7	Dayton, N. M. . . . . 80	Daze, Ariz. . . . . 4	Dean Lake, Mo. . . . . 1	Decorra, Ill. . . . . 1	Deer Creek, Okla. . . . . 31	Deerfield, Kans. . . . . 3	Defiance, N. M. . . . . 4	Delhi, Colo. . . . . 3	Del Mar, Cal. . . . . 5a	Del Rio, Ariz. . . . . 80	Del Rosa, Cal. . . . . 57	De Luz, Cal. . . . . 60	Deming, N. M. . . . . 50	Denair, Cal. . . . . 6	Denmark, Kans. . . . . 36	Dennison, Ariz. . . . . 4	Denton, Tex. . . . . D, 64	Denver, Colo. A, B, J, 3, 9, 10b	Derby, Kans. . . . . 64	Dereco, Okla. . . . . 64	DeRidder, La. . . . . 75	Dermott, Tex. . . . . 79a	De Soto, Kans. . . . . 2	Dervine, Colo. . . . . 10b	Devore, Cal. . . . . 5	Dewey, Okla. . . . . 8	Dexter, N. M. . . . . I, 80	Diamond Spgs., Kans. . . . . 25	Dies, Tex. . . . . 76	Dighton, Kans. . . . . 37	DiGiorgio, Cal. . . . . *	Dill City, Okla. . . . . 77a	Dillon, N. M. . . . . 3	Dillwyn, Kans. . . . . 2	Dinuba, Cal. . . . . 62	Dinsmore, Colo. . . . . 10b	Divide, Ariz. . . . . 55a	Dobbin, Tex. . . . . 57	Dodge City, Kans. A, B, 2, 3, 9, 39	Dolen, Tex. . . . . 76	Dolese, Tex. . . . . 64	Domingo, N. M. . . . . 3	Dona Ana, N. M. . . . . 9a	Doster, Kans. . . . . 27	Doud, Tex. . . . . 87, 88	Dougherty, Okla. . . . . 48	Douglas, Okla. . . . . 48	Douglass, Kans. . . . . 26	Drake, Ariz. . . . . 11, 63a	Drummond, Ill. . . . . 1	Drumright, Okla. . . . . 44	Drury, Kans. . . . . 27	Duarte, Cal. . . . . 5	Dublin, Tex. . . . . M, N, 67	Ducon, Cal. . . . . *	Dudmore, Cal. . . . . *	Duffy, Cal. . . . . 6	Dumas, Tex. . . . . 46	Duncanville, Tex. . . . . *	Dundee, Kans. . . . . 2	Dunmoor, N. M. . . . . 7	Dunn, Colo. . . . . 40	Duoro, N. M. . . . . 7	Duquoin, Kans. . . . . 31	Durant, Cal. . . . . 59	Dyer, Tex. . . . . 65																																			
<b>H</b>	East San Pedro, Cal. . . . . *	East Whittier, Cal. . . . . 5, 5a	Edalga, Kans. . . . . 36	Edelstein, Ill. . . . . 1	Eden, Tex. . . . . 68	Edgerton, Kans. . . . . 2, 8	Edith, Okla. . . . . 40a	Edison, Cal. . . . . 6	Edleona, Tex. . . . . 78	Edmond, Okla. . . . . 64	Edwards, Calif. . . . . 6	Egan, Cal. . . . . 58	Egypt, Tex. . . . . 77	El Cerrito, Cal. . . . . 6	Elder, Colo. . . . . 10b	El Dorado, Kans. . . . . 26	El Dorado, Tex. . . . . 90	Elida, N. M. . . . . 80	Elizabeth, La. . . . . 75	Elk, Cal. . . . . *	Elk City, Kans. . . . . 23	Elk Falls, Kans. . . . . 23	Elkhart, Kans. . . . . 39	Elkins, N. M. . . . . 80	Ellinor, Kans. . . . . 26	Ellinwood, Kans. . . . . 2, 29	Ellis, Cal. . . . . 58	Elmdale, Kans. . . . . 2	Elmendorf, N. M. . . . . 9a	Elmer, Mo. . . . . 1	Elmer, Okla. . . . . 78	Elmo, Cal. . . . . 6	El Moro, Colo. . . . . 3	El Pleasant, Tex. . . . . 65	El Segundo, Cal. . . . . *	Elsinore, Cal. . . . . 59	El Toro, Cal. . . . . 5a	Elvira, Cal. . . . . 5a	Empire, Cal. . . . . 6	Emporia, Kans. A, B, D, I, 2, 19, 25, 26, 64	Encinitas, Cal. . . . . 5a	Encino, N. M. . . . . 7	Engel, N. M. . . . . F, 9a	Engleheart, Tex. . . . . 77	Englewood, Colo. . . . . 10b	Englewood, Kans. . . . . 33	Enid, Okla. . . . . 48	Ensign, Kans. . . . . 39	Enson, Cal. . . . . 62	Enterprise, Kans. . . . . 25	Entro, Ariz. . . . . 11, 55	Erie, Kans. . . . . 24	Escanola, Cal. . . . . 6	Esccondido, Cal. . . . . 61	Esccondido, Jct., Cal. 5a, 61	Esckridge, Kans. . . . . 3	Espanza, Cal. . . . . 5	Esperanza, N. M. . . . . 80	Esser, Cal. . . . . 4	Estancia, N. M. . . . . 45	Estes, Tex. . . . . 74	Ethacane, Cal. . . . . 58	Ethel, Mo. . . . . 1	Etiwanda, Cal. . . . . 5	Eton, Mo. . . . . 46	Etter, Tex. . . . . 46	Eucild, Cal. . . . . 54	Eudora, Kans. . . . . 2	Eula, Kans. . . . . 7	Eunice, Tex. . . . . 79	Eureka, Ill. . . . . 13	Eureka, Kans. . . . . 7	Evanole, N. M. . . . . 74	Evangel, N. M. . . . . 7	Excell, Tex. . . . . 46	Exeter, Cal. . .																																					



Table	
Wadsworth, Tex.	77
Wagon Mound, N. M.	3
Wahoke, Cal.	63
Waka, Tex.	81
Wakarusa, Kans.	2
Wakita, Okla.	31
Walapai, Ariz.	4
Waldeck, Kans.	32
Waldo, N. M.	3
Wall, Ariz.	55a
Wallis, Tex.	10a, 65
Walnut, Kans.	24
Walsh, Colo.	40
Walton, Kans.	2
Wanette, Okla.	73
Waples, Tex.	67
Warwick, Colo.	41
Wasco, Cal.	6
Washington, Ill.	13
Water Canyon, N. M.	52
Watrous, N. M.	3
Watson, Cal.	★

Table	
Waukegan, Tex.	76
Waukena, Cal.	62
Waveland, Colo.	41
Waverly, Kans.	20
Way, Kans.	2
Wayne, Okla.	64
Waynoka, Okla.	I, 7, 40a
Wayside, Kans.	8
Webber, Kans.	25
Weisel, Cal.	59
Welch, Ariz.	4
Welda, Kans.	8
Wellington, Kans. A, B, I,	7, 28, 64
Wellman, Tex.	88
Wells, Kans.	35
Wellsville, Kans.	2 8
Wenden, Ariz.	55a
West Cleo, Okla.	77a
Westfall, Kans.	36
Wettick, Kans.	3

Table	
Wharton, Tex.	77
White, Tex.	9a
White Deer, Tex.	7, 83
White Eagle, Okla.	64
Whiteface, Tex.	87
Whiteland, Tex.	68, 71
White Rock (No. Dallas)	Tex. D, 64
Whiteside, Kans.	2
White's Ranch, Tex.	★
Whitewater, N. M.	50, 51
Wichita, Kans. A, B, D, I,	4, 7, 9, 32, 33, 64
Wickenburg, Ariz.	11
Wigwam, Colo.	10b
Wilbern, Ill.	1
Wilburton, Kans.	39
Wildasin, Cal.	★
Wilder, Kans.	2, 16
Wiley, Colo.	41
Willaha, Ariz.	53
Willard, N. M.	45

Table	
Williams, Ariz. A, B, G, J,	4, 7, 9, 10a, 53
Williamsburg, Kans.	20
Williamsfield, Ill.	1
Willow Springs, Ill.	1
Wilmington, Cal.	★
Wilmore, Kans.	33
Wilsey, Tex.	7
Wilson, Okla.	69
Wilson, Tex.	89
Wilson Jet., Colo.	41
Wilton, Cal.	5
Winchester, Cal.	58
Winco, Cal.	★
Windom, Kans.	29
Winfield, Kans. 23, 26, 64	
Wingate, N. M.	4
Wingfoot, Cal.	★
Winnie, Tex.	★
Winslow, Ariz. A, B, G, J, 4,	7, 9, 10a
Wittmann, Ariz.	11

Table	
Wolf, Cal.	62
Wolfe City, Tex.	70
Wolforth, Tex.	88
Wolhurst, Colo.	10b
Wood, Tex.	76
Woodsbro, Cal.	6
Woodward, Okla.	7
Woodland, Tex.	78
Wootton, Colo.	3
Wright, Kans.	2
Wyaconda, Mo.	1
Wyeth, Cal.	★
Wylie, Tex.	70
Wynnewood, Okla.	64

Table	
Yale, Okla.	★
Yampai, Ariz.	4
Yarboro, Tex.	76
Yerba, N. M.	80
Yeso, N. M.	7
Yewed, Okla.	77a
Yost, Okla.	★
Youens, Tex.	76
Yucca, Ariz.	4

Z

Zacha Jet., Tex.	64
Zarah, Kans.	2
Zediker, Cal.	★
Zenda, Kans.	33
Zenith, Kans.	2
Zephyr, Tex.	66
Zita, Tex.	7, 79
Zuni, N. M.	4

### TRAIN RULES

#### The SUPER CHIEF, Trains 17 & 18

"Special Tickets" will not be honored; this includes Special Rate, Charity, Clergy, D.V.S., V.A.H., Blind and Attendant, Employee, Drover, Caretaker, Livestock and Poultry Attendant and Banana Messenger tickets. Show Scrip will not be honored.

#### EL CAPITAN, Trains 17 & 18

"Special Tickets" will not be honored; this includes Special Rate, Charity, Clergy, D.V.S., V.A.H., Blind and Attendant, Employee, Drover, Caretaker, Livestock and Poultry Attendant and Banana Messenger tickets. Show Scrip will not be honored.

#### THE CHIEF, Trains 19 & 20

"Special Tickets" will not be honored; this includes Special Rate, Charity, D.V.S., V.A.H., Blind and Attendant, Employee, Drover, Caretaker, Livestock and Poultry Attendant and Banana Messenger tickets. Clergy tickets will be honored in sleeping cars on payment of regular charge for accommodations occupied but will not be honored in chair cars. Show Scrip will not be honored.

#### SAN FRANCISCO CHIEF, Trains 1 & 2

All one-way and round-trip tickets will be honored except Employee tickets.

Write a friend or relative overseas to

# VISIT U.S.A IN 1960

## Transcontinental Train Equipment

### SUPER CHIEF

Trains 17 and 18

Chicago, Kansas City and Los Angeles

Extra-fare, private room and suites streamliner service. Radio and recorded musical programs in every room.

Dormitory Baggage Car	Chicago and Los Angeles.
Sleeping Car	Chicago and Los Angeles—2 D.R., 4 Comps., 4 Double Bedrooms; Car 174 (westbound); Car 184 (eastbound).
	Chicago and Los Angeles—2 D.R., 4 Comps., 4 Double Bedrooms; Car 172 (westbound); Car 182 (eastbound).
	Chicago and Los Angeles—10 Roomettes, 6 Double Bedrooms; Car 171 (westbound); Car 181 (eastbound).
Turquoise Room-Pleasure Dome Lounge Car	Chicago and Los Angeles.
Dining Car	Chicago and Los Angeles. Serves all meals. (Fred Harvey Service);
Sleeping Car	Chicago and Los Angeles—10 Roomettes, 6 Double Bedrooms; Car 176 (westbound); Car 186 (eastbound).
	Kansas City and Los Angeles—10 Roomettes, 6 Double Bedrooms; Car 170 (westbound); Car 180 (eastbound).

Ready for occupancy (Westbound) 9:30 pm. May be occupied at Kansas City (Eastbound) until 8:00 am. June 9 through September 13, 1960 reclining seat leg rest chair cars, also separate car and lounge car will be operated for chair car passengers. All chair car seats reserved. See page 45 for special service charge.

### THE CHIEF

Trains 19 and 20

Chicago, Kansas City, Denver, Albuquerque, Los Angeles and San Diego

Pullman and Chair Car streamliner service.

All chair car seats reserved. \$2.00 service charge between Chicago and Los Angeles, with similar charge between intermediate points

Reserved seat reservation required.

Dormitory Baggage Car	Chicago and Los Angeles.
Sleeping Car	Chicago and Los Angeles—10 Roomettes, 3 Double Bedrooms, 2 Compartments. Car 196 (westbound); Car 206 (eastbound).
	Chicago and Los Angeles—10 Roomettes, 6 D. B. R. Car 198 (westbound); Car 208 (eastbound).
	Phoenix to Ash Fork—6 Sec., D. R., 4 D. B. R. (On connecting train) Car 420 (eastbound only).
	Tulsa to Chicago—10 Roomette, 3 D. B. R., 2 Comps. (On No. 48 to Kansas City). Car 481.
	Topeka to Chicago—6 Sec., 6 Roomette, 4 double bedroom. (On No. 6 to Kansas City).
	Kansas City to Chicago—10 Roomettes, 6 D. B. R. Car 201.
	Kansas City to Chicago—10 Roomettes, 5 D. B. R. Car 203.
	Kansas City to Chicago—6 Section, 6 Roomette, 4 Double Bedroom. Car 66.
Big Dome Lounge Car	Chicago and Los Angeles.
Dining Car	Chicago and Los Angeles. (Fred Harvey Service).
Snack Car	Phoenix to Ash Fork. (On connecting train).
Sleeping Car	Denver and Los Angeles—6 Section, 6 Roomettes, 4 D. B. R. (On No. 27 Denver to Pueblo; No. 200 Pueblo to La Junta; on No. 191 La Junta to Pueblo; on No. 28 Pueblo to Denver.) Car 190 (westbound); Car 204 (eastbound).
Reserved Seat Chair Cars	Chicago and Los Angeles (reclining seats). Car 500-501 and 507 (westbound); Car 600-601 and 607 (eastbound). Denver and Los Angeles. Car 508 (westbound); Car 608 (eastbound).

### EL CAPITAN

Trains 17 and 18

Hi-Level Streamlined El Capitan Equipment

Chicago, Kansas City, Albuquerque and Los Angeles

Chair-car streamliner service. Extra Fare.

Courier-Nurse Service. Radio and recorded musical programs.

(All seats Reserved. Reservation required.)

Baggage Dormitory Car	Chicago and Los Angeles.
Hi-Level Chair Car	Chicago and Los Angeles (68 seats) Car 900 and 906 (westbound); Car 800 and 807 (eastbound).
	Chicago and Los Angeles (72 seats) Car 903 and 904 (westbound); Car 803 and 804 (eastbound).
Hi-Level Dining Car	Chicago and Los Angeles. Serves all meals. Fred Harvey Service.
Hi-Level Lounge Car	Chicago and Los Angeles.

### SAN FRANCISCO CHIEF

Trains 1 and 2

Chicago, Kansas City, Topeka, Amarillo, Richmond and San Francisco

Pullman and Chair Car Streamliner Service.

Courier-Nurse Service.

All chair car seats reserved. \$2.00 service charge between Chicago and Richmond-San Francisco with similar charge between intermediate points.

Reserved seat reservation required.

Baggage Car	Chicago and Richmond.
Sleeping Car	Chicago and Richmond—10 Roomettes, 3 D. B. R., 2 Comps. Car 18 (westbound); Car 28 (eastbound).
	Chicago and Richmond—4 D. R., 1 Double Bedroom Pullman Lounge. Car 19 (westbound); Car 29 (eastbound).
	Ash Fork to Phoenix—6 Sec., D. R., 4 D. B. R. (On connecting train) Car 419 (westbound only.) Ready to occupy 10.45 p.m. at Ash Fork.
	Chicago to Tulsa—10 Roomette, 3 D. B. R., 2 Compartments (on No. 47 from Kansas City) Car 471.
	Chicago and Lubbock—6 Section, 6 Roomette, 4 D. B. R. (On No. 93 Amarillo to Lubbock; on No. 94 Lubbock to Amarillo.) Car 15 (westbound); Car 20 (eastbound).
	Kansas City and Richmond—10 Roomettes, 6 D. B. R. (Ready for occupancy at Kansas City 9:30 pm. May be occupied eastbound until 7:30 am. at Kansas City.) Car 14 (westbound); Car 25 (eastbound).
	Houston and Richmond—8 Section, 2 Comps., 2 D. B. R. (On No. 66-75 to Clovis; on No. 76-85 from Clovis.) Car 10 (westbound); Car 22 (eastbound).
Big Dome Lounge Car	Chicago and Richmond
Dining Car	Chicago and Richmond. Serves all meals. (Fred Harvey Service).
Snack Car	Ash Fork to Phoenix (On connecting train).
Reserved Seat Chair Cars	Chicago and Richmond Car 300, 301 and 307 (westbound); Car 400, 401 and 407 (eastbound). Houston and Richmond. Car 308 (westbound); Car 408 (eastbound). Chicago and Clovis. Car 309 (westbound); Car 409 (eastbound).

### THE GRAND CANYON

Trains 123 and 124 Via La Junta and Albuquerque

Chicago, Kansas City, Topeka, and Los Angeles

Pullman and Chair Car Service.

Dormitory Lounge Car	Chicago and Los Angeles.
Sleeping Car	Chicago and Los Angeles—8 Section, 2 Compartment, 2 Double Bedroom Car 237 (westbound); Car 247 (eastbound).
	Chicago and Los Angeles via Grand Canyon—2 D. R., 4 Compartment, 4 D. B. R. Car 236 (westbound). Car 246 (eastbound). Daily until September 15, 1960.
	Kansas City and Los Angeles—24 Duplex Roomette. Car 235 (westbound); Car 245 (eastbound).
	Dallas to Los Angeles—6 Sec., 6 Roomette, 4 D. B. R. (On No. 112-77-75-1 Dallas to Barstow) Car 231 (westbound).
	Los Angeles to Dallas—6 Sec., 6 Roomette, 4 D. B. R. (On No. 2-76-78-111 from Winslow.) Car 241 (eastbound).
Dining Car	Chicago and Los Angeles. (Fred Harvey Service).
Chair Cars	Chicago and Los Angeles, Dallas and Los Angeles Car 770 (westbound); Car 780 (eastbound).
Club Lounge-Car	Los Angeles and San Diego. (On connecting train).

### Westbound Condensed Transcontinental Schedules

Miles	Table A		No. 19 The Chief Sleeping Cars and Chair Cars		No. 123 The Grand Canyon Via La Junta		No. 1 San Francisco Chief Sleeping Cars and Chair Cars		No. 17 The Super Chief Standard Sleeping Cars		No. 17 El Capitan Extra Fare Coach Passengers	
	Daily Example		Daily Example		Daily Example		Daily Example		Daily Example		Daily Example	
0	Lv Chicago (C.S.T.)	9.15 AM Sun	11.00 AM Sun	3.15 PM Sun	6.30 PM Sun	6.30 PM Sun						
37.5	" Joliet	9.55 AM "	11.55 AM "	4.05 PM "	7.20 PM "	7.20 PM "						
89.6	" Streator	10.40 AM "	12.50 PM "	4.50 PM "	8.05 PM "	8.05 PM "						
130.1	" Chillicothe	11.15 AM "	1.30 PM "	5.25 PM "	8.40 PM "	8.40 PM "						
177.5	" Galesburg, Ill.	11.53 AM "	2.20 PM "	6.10 PM "	9.25 PM "	9.25 PM "						
232.9	" Ft. Madison, Ia.	12.50 PM "	3.30 PM "	7.00 PM "	10.20 PM "	10.20 PM "						
451.1	Ar Kansas City, Mo.	4.35 PM "	8.50 PM "	10.30 PM "	1.55 AM Mon	1.55 AM Mon						
451.1	Lv Kansas City, Mo.	4.55 PM "	9.30 PM "	10.50 PM "	2.05 AM "	2.05 AM "						
490.8	" Lawrence, Kan.		10.10 PM "	11.30 PM "								
516.9	" Topeka		10.50 PM "	11.55 PM "								
578.2	" Emporia	6.40 PM "	12.30 AM Mon	1.10 AM Mon								
636.2	" Newton	7.50 PM "	2.10 AM "	2.25 AM "								
669.1	" Hutchinson	8.20 PM "	2.55 AM "									
789.3	Ar Dodge City (C.S.T.)	10.07 PM "	5.15 AM "									
789.3	Lv Dodge City, Kan. (M.S.T.)	9.10 PM "	4.25 AM "									
991.7	Ar La Junta, Colo.	11.59 PM "	8.00 AM "									
0	Lv Denver	7.50 PM Sun										
74.8	" Colorado Springs	9.38 PM "										
119.3	" Pueblo	10.45 PM "										
183.2	Ar La Junta	11.50 PM "										
991.7	Lv La Junta	12.15 AM Mon	8.25 AM Mon									
1096.3	" Raton, N. M.	2.33 AM "	11.00 AM "									
1206.3	" Las Vegas	4.33 AM "	1.10 PM "									
1270.5	Ar Lamy	6.05 AM "	3.14 PM "									
1288.6	Ar Santa Fe (Motor Coach)	6.45 AM Mon	3.55 PM Mon									
0	Lv Santa Fe (Motor Coach)	5.20 AM Mon	2.30 PM Mon									
1338.1	Ar Albuquerque	7.30 AM Mon	4.35 PM Mon									
636.2	Lv Newton (C.S.T.)			2.25 AM Mon								
663.4	" Wichita			3.10 AM "								
697.5	" Wellington, Kan.			4.00 AM "								
1010.4	Ar Amarillo, Tex.			10.00 AM "								
0	Lv Amarillo, Tex.			10.35 AM Mon								
121.6	Ar Lubbock, Tex.			1.00 PM "								
1010.4	Lv Amarillo, Tex.			10.10 AM Mon								
1114.1	Ar Clovis, N. M. (C.S.T.)			12.15 PM "								
1114.1	Lv Clovis (M.S.T.)			11.50 AM "								
1244.9	" Vaughn			1.50 PM "								
1353.9	Ar Belen			3.50 PM "								
1338.1	Lv Albuquerque	7.40 AM Mon	5.00 PM Mon									
1499.2	" Gallup, N. M.	10.00 AM "	7.28 PM "									
1627.1	" Winslow, Ariz.	11.47 AM "	9.50 PM "	6.12 PM Mon	6.45 PM "	6.45 PM "						
1685.5	" Flagstaff	12.51 PM "	11.05 PM "	8.00 PM "	8.32 PM "	8.32 PM "						
1719.4	Ar Williams	1.33 PM "	12.05 AM Tues.	9.05 PM "	9.37 PM "	9.37 PM "						
1719.4	Lv Williams	1.45 PM Mon	4.15 AM Tues.	9.44 PM "	10.17 PM "	10.17 PM "						
1783.7	Ar Grand Canyon	3.30 PM Mon	7.00 AM Tues.									
0	Lv Grand Canyon	11.30 AM Mon	8.00 PM Mon	7.40 PM Mon	7.46 PM Mon	7.40 PM Mon						
64.3	Ar Williams	1.15 PM Mon	10.20 PM Mon	9.25 PM Mon	9.25 PM Mon	9.25 PM Mon						
1719.4	Lv Williams	1.33 PM Mon	12.05 AM Tues.	9.44 PM Mon	10.17 PM Mon	10.17 PM Mon						
1742.4	Ar Ash Fork		1.07 AM Tues.	10.40 PM Mon	11.02 PM Mon	11.02 PM Mon						
1742.4	Lv Ash Fork		2.10 AM Tues.	2.10 AM Tues.	2.10 AM Tues.	2.10 AM Tues.						
1799.5	Ar Prescott		3.45 AM Tues.	3.45 AM Tues.	3.45 AM Tues.	3.45 AM Tues.						
1936.8	Ar Phoenix		8.30 AM Tues.	8.30 AM Tues.	8.30 AM Tues.	8.30 AM Tues.						
1742.4	Lv Ash Fork	3.02 PM Mon	1.07 AM Tues.	10.40 PM Mon	11.02 PM Mon	11.02 PM Mon						
1769.8	" Seligman, Ariz. (M.S.T.)	4.30 PM "	3.50 AM "	11.22 PM "	11.43 PM "	11.43 PM "						
1918.8	Ar Needles, Calif. (P.S.T.)	4.40 PM "	4.00 AM "	12.45 AM "	12.56 AM "	12.56 AM "						
1918.8	Lv Needles	4.40 PM "	4.00 AM "	12.55 AM "	1.06 AM "	1.06 AM "						
2086.4	Ar Barstow	7.30 PM "	7.30 AM "	3.52 AM "	3.52 AM "	3.52 AM "						
2086.4	Lv Barstow	7.35 PM "	7.45 AM "	3.57 AM "	3.57 AM "	3.57 AM "						
2167.5	Ar San Bernardino	9.28 PM "	9.55 AM "	5.52 AM "	5.52 AM "	5.52 AM "						
2177.9	Ar Riverside	RR	10.25 AM "	RR	RR	RR						
2192.9	Ar Pomona	S 10.01 PM "		S 6.31 AM "	S 6.31 AM "	S 6.31 AM "						
2217.8	Ar Pasadena	10.39 PM "		7.20 AM "	7.20 AM "	7.20 AM "						
0	Lv Pasadena (Motor Coach)	10.45 PM Mon		7.40 AM Tues	7.40 AM Tues	7.40 AM Tues						
26.5	Ar Long Beach	11.50 PM Mon		8.55 AM Tues	8.55 AM Tues	8.55 AM Tues						
2223.7	Ar Los Angeles (P.S.T.)	11.15 PM Mon	12.10 PM Tues	8.00 AM Tues	8.00 AM Tues	8.00 AM Tues						
0	Lv Los Angeles (P.S.T.)	No. 80 11.45 PM Mon	No. 74 1.30 PM Tues	No. 72 9.30 AM Tues	No. 72 9.30 AM Tues	No. 72 9.30 AM Tues						
127.9	Ar San Diego (P.S.T.)	3.00 AM Tues	4.15 PM Tues	12.15 PM Tues	12.15 PM Tues	12.15 PM Tues						
2086.4	Lv Barstow (P.S.T.)			No. 1 3.55 AM Tues	No. 1 3.55 AM Tues	No. 1 3.55 AM Tues						
2227.4	Ar Bakersfield	7.45 AM Tues	7.20 AM Tues	7.20 AM Tues	7.20 AM Tues	7.20 AM Tues						
2227.4	Lv Bakersfield	7.45 AM Tues	7.20 AM Tues	7.20 AM Tues	7.20 AM Tues	7.20 AM Tues						
2337.8	" Fresno	4.25 PM "	9.40 AM "									
2395.8	" Merced	5.25 PM "	10.40 AM "									
2461.1	" Stockton	6.31 PM "	11.50 AM "									
2495.5	" Pittsburg	7.08 PM "	12.31 PM "									
2529.3	Ar Richmond	7.55 PM "	1.30 PM Tues									
2529.3	Lv Richmond	8.00 PM Tues	1.35 PM Tues									
2537.3	Ar Berkeley	8.25 PM Tues	2.00 PM Tues									
2540.2	" Oakland	8.35 PM Tues	2.10 PM Tues									
2547.2	Ar San Francisco (P.S.T.)	8.40 PM Tues	2.15 PM Tues									

Rules for Trains No. 1, 2, 17, 18, 19 and 20 shown on page 6

For explanation of Reference Notes see pages 14 and 15.

Rules for Trains No. 1, 2, 17, 18, 19 and 20 shown on Page 6

For explanation of Reference Marks see pages 14 and 15

### Eastbound Condensed Transcontinental Schedules

Miles	Table B		No. 2 San Francisco Chief Sleeping Cars and Chair Cars		No. 20 The Chief Sleeping Cars and Chair Cars		No. 124 The Grand Canyon Via La Junta		No. 18 The Super Chief Extra Fare Standard Sleeping Cars		No. 18 El Capitan Extra Fare Coach Passengers	
	Daily Example		Daily Example		Daily Example		Daily Example		Daily Example		Daily Example	
0	Lv San Diego (P.S.T.)		No. 73 7.30 AM Sun	No. 73 7.30 AM Sun	No. 77 3.30 PM Sun	No. 77 3.30 PM Sun	No. 77 3.30 PM Sun	No. 77 3.30 PM Sun	No. 77 3.30 PM Sun	No. 77 3.30 PM Sun	No. 77 3.30 PM Sun	No. 77 3.30 PM Sun
127.9	Ar Los Angeles		10.15 AM Sun	10.15 AM Sun	6.15 PM Sun	6.15 PM Sun	6.15 PM Sun	6.15 PM Sun	6.15 PM Sun	6.15 PM Sun	6.15 PM Sun	6.15 PM Sun
0	Lv Los Angeles (P.S.T.)		No. 20 12.01 PM Sun	No. 124 1.15 PM Sun	No. 18 8.00 PM Sun	No. 18 8.00 PM Sun	No. 18 8.00 PM Sun	No. 18 8.00 PM Sun	No. 18 8.00 PM Sun	No. 18 8.00 PM Sun	No. 18 8.00 PM Sun	No. 18 8.00 PM Sun
0	Lv Long Beach (Motor Coach)		10.30 AM Sun		8.15 PM Sun	8.15 PM Sun	8.15 PM Sun	8.15 PM Sun	8.15 PM Sun	8.15 PM Sun	8.15 PM Sun	8.15 PM Sun
26.5	Ar Pasadena		11.50 AM Sun		8.30 PM Sun	8.30 PM Sun	8.30 PM Sun	8.30 PM Sun	8.30 PM Sun	8.30 PM Sun	8.30 PM Sun	8.30 PM Sun
9.1	Lv Pasadena		12.31 PM Sun		9.07 PM Sun	9.07 PM Sun	9.07 PM Sun	9.07 PM Sun	9.07 PM Sun	9.07 PM Sun	9.07 PM Sun	9.07 PM Sun
34.9	Lv Pomona		1.09 PM Sun		9.37 PM Sun	9.37 PM Sun	9.37 PM Sun	9.37 PM Sun	9.37 PM Sun	9.37 PM Sun	9.37 PM Sun	9.37 PM Sun
59.5	Lv Riverside		1.45 PM Sun		11.30 PM Sun	11.30 PM Sun	11.30 PM Sun	11.30 PM Sun	11.30 PM Sun	11.30 PM Sun	11.30 PM Sun	11.30 PM Sun
140.5	Ar Barstow		3.40 PM Sun									
0	Lv San Francisco (P.S.T.)		11.15 AM Sun		11.15 AM Sun	11.15 AM Sun	11.15 AM Sun	11.15 AM Sun	11.15 AM Sun	11.15 AM Sun	11.15 AM Sun	11.15 AM Sun
7.0	" Oakland		11.20 AM Sun		11.20 AM Sun	11.20 AM Sun	11.20 AM Sun	11.20 AM Sun	11.20 AM Sun	11.20 AM Sun	11.20 AM Sun	11.20 AM Sun
9.9	" Berkeley		11.30 AM Sun		11.30 AM Sun	11.30 AM Sun	11.30 AM Sun	11.30 AM Sun	11.30 AM Sun	11.30 AM Sun	11.30 AM Sun	11.30 AM Sun
17.9	Ar Richmond		11.55 AM Sun		11.55 AM Sun	11.55 AM Sun	11.55 AM Sun	11.55 AM Sun	11.55 AM Sun	11.55 AM Sun	11.55 AM Sun	11.55 AM Sun
17.9	Lv Richmond		11.59 AM Sun		11.59 AM Sun	11.59 AM Sun	11.59 AM Sun	11.59 AM Sun	11.59 AM Sun	11.59 AM Sun	11.59 AM Sun	11.59 AM Sun
50.7	" Pittsburg		12.47 PM Sun		12.47 PM Sun	12.47 PM Sun	12.47 PM Sun	12.47 PM Sun	12.47 PM Sun	12.47 PM Sun	12.47 PM Sun	12.47 PM Sun
86.1	" Stockton		1.24 PM Sun		1.24 PM Sun	1.24 PM Sun	1.24 PM Sun	1.24 PM Sun	1.24 PM Sun	1.24 PM Sun	1.24 PM Sun	1.24 PM Sun
151.4	" Merced		2.30 PM Sun		2.30 PM Sun	2.30 PM Sun	2.30 PM Sun	2.30 PM Sun	2.30 PM Sun	2.30 PM Sun	2.30 PM Sun	2.30 PM Sun
209.4	" Fresno		3.30 PM Sun		3.30 PM Sun	3.30 PM Sun	3.30 PM Sun	3.30 PM Sun	3.30 PM Sun	3.30 PM Sun	3.30 PM Sun	3.30 PM Sun
319.8	Ar Bakersfield		5.25 PM Sun		5.25 PM Sun	5.25 PM Sun	5.25 PM Sun	5.25 PM Sun	5.25 PM Sun	5.25 PM Sun	5.25 PM Sun	5.25 PM Sun
319.8	Lv Bakersfield		5.30 PM Sun		5.30 PM Sun	5.30 PM Sun	5.30 PM Sun	5.30 PM Sun	5.30 PM Sun	5.30 PM Sun	5.30 PM Sun	5.30 PM Sun
460.8	Ar Barstow		9.10 PM Sun									



### Chicago, Kansas City, Carlsbad Caverns SOUTH and WEST—Read down EAST and NORTH—Read up

No. 1-25 Daily Example		Mls.	Table I	No. 26-2 Daily Example	
3:15 PM	Sun.	0	Lv. Chicago	Ar	2:00 PM Mon.
10:30 PM	"	451	Lv. Kansas City	Lv	6:30 AM "
10:50 PM	"	451	Lv. Kansas City	Ar	6:00 AM "
11:55 PM	"	517	Lv. Topeka	"	4:25 AM "
1:10 AM	Mon.	578	Lv. Emporia	"	3:10 AM "
2:25 AM	"	651	Lv. Newton	"	1:50 AM "
3:10 AM	"	678	Lv. Wichita	"	1:10 AM "
4:00 AM	"	713	Lv. Wellington	"	12:15 AM "
6:05 AM	"	804	Lv. Waynoka	"	10:00 PM Sun.
10:00 AM	"	1025	Lv. Amarillo	Lv	6:10 PM "
10:35 AM	Mon.	0	Lv. Amarillo	Ar	5:25 PM Sun.
1:03 PM	"	122	Ar. Lubbock	Lv	3:05 PM "
10:10 AM	Mon.	1025	Lv. Amarillo	Ar	6:01 PM Sun.
12:15 PM	"	1129	Ar. Clovis (C.S.T.)	Lv	4:20 PM "
1:45 PM	"	1129	Lv. Clovis (M.S.T.)	Ar	1:00 PM "
2:09 PM	"	1147	Ar. Portales	Lv	12:29 PM "
4:15 PM	"	1238	Lv. Roswell	"	10:30 AM "
4:36 PM	"	1255	Lv. Dexter	"	10:01 AM "
4:45 PM	"	1260	Lv. Hagerman	"	9:52 AM "
4:55 PM	"	1269	Lv. Lake Arthur	"	9:41 AM "
5:11 PM	"	1280	Lv. Artesia	"	9:27 AM "
6:00 PM	"	1313	Ar. Carlsbad	Lv	8:45 AM "

#### Equipment

Trains 1 and 2 between Chicago and Clovis; Trains 25 and 26 between Clovis and Carlsbad.

Sleeping Car..... Chicago and Amarillo (for Lubbock)—6 Sec., 6 Roomettes, 4 D. B. R. Car 15 (westbound); Car 20 (eastbound)  
Chicago and Clovis—10 Roomette, 3 D. B. R., 2 Comps— Car 18 (westbound); Car 23 (eastbound) 4 D. R., 1 D. B. R. Lounge, Car 19 (westbound); Car 29 (eastbound)  
Kansas City and Clovis—10 Roomette, 6 D. B. R. Car 14 (westbound); Car 25 (eastbound)

Big Dome Lounge Car..... Chicago and Clovis.  
Dining Car..... Chicago and Clovis (Fred Harvey Service).  
Chair Cars..... Chicago and Clovis, Car 309 (westbound); Car 409 (eastbound) Clovis and Carlsbad.

### Colorado and California

#### SOUTH and WEST—Read down EAST and NORTH—Read up

No. 27-200-19 Daily Example		Mls.	Table J	No. 20-191-28 Daily Example	
7:50 PM	Sunday	0	Lv. Denver (U.D.) (M.S.T.)	Ar	6:05 PM Monday
9:38 PM	"	75	Lv. Colorado Springs	Ar	4:20 PM "
10:45 PM	"	119	Lv. Pueblo (Union Depot)	Ar	2:25 PM "
11:50 PM	"	183	Ar. La Junta	Lv	1:15 PM "
12:15 AM	Monday	183	Lv. La Junta	Ar	12:50 PM Monday
7:40 AM	"	530	Lv. Albuquerque	Lv	5:55 AM "
11:47 AM	"	819	Lv. Winslow	"	1:25 AM "
1:33 PM	"	911	Ar. Williams	Lv	11:40 PM Sunday
1:45 PM	Monday	911	Lv. Williams	Ar	9:25 PM Sunday
3:30 PM	"	975	Ar. Grand Canyon	Lv	7:40 PM "
11:30 AM	Monday	0	Lv. Grand Canyon	Ar	"
1:15 PM	"	64	Ar. Williams	Lv	"
1:33 PM	Monday	911	Lv. Williams	Ar	11:40 PM Sunday
7:30 PM	"	934	Ar. Ash Fork (M.S.T.)	Lv	10:45 PM "
9:28 PM	"	1278	Lv. Barstow (P.S.T.)	Ar	3:45 PM "
10:39 PM	"	1359	Lv. San Bernardino	"	1:43 PM "
11:15 PM	"	1409	Lv. Pasadena	"	12:31 PM "
11:45 PM	Monday	1419	Ar. Los Angeles (P.S.T.)	Lv	12:01 PM "
3:00 AM	Tuesday	1547	Lv. Los Angeles (P.S.T.)	Ar	10:15 AM Sunday
			Ar. San Diego (P.S.T.)	Lv	7:30 AM "

#### Equipment

Westbound—Train 27 Denver to Pueblo; Train 200 Pueblo to La Junta; Train 19 La Junta to California.

Eastbound—Train 20 California to La Junta; Train 191 La Junta to Pueblo; Train 28 Pueblo to Denver.

All chair car seats reserved between Denver and Los Angeles and all intermediate points. Reserved seat reservation required.

Sleeping Car..... Denver and Los Angeles—6 Sec., 6 Roomettes, 4 D. B. R. Car 190 (westbound); Car 204 (eastbound)

Chair Car..... Denver and Los Angeles; Car 508 (westbound); Car 608 (eastbound); Los Angeles and San Diego.

Dining Car..... La Junta and Los Angeles. (Fred Harvey Service);

Big Dome Lounge Car... La Junta and Los Angeles.

EXPLANATORY NOTES: Sec.—Section. D. R.—Drawing-room. Comps.—Compartments. Obs.—Observation. For explanation of Reference Marks see pages 14 and 15.



For Business or Pleasure,  
take the Train...

RENT A NEW HERTZ CAR  
AT YOUR DESTINATION!

Here's how to pack more pleasure into any vacation—or get a lot more done on a business trip, too. Ride relaxed in the solid comfort of today's great trains. Enjoy your trip! Then, on arrival, rent a bright, new Hertz car.

And you'll get a car you like to drive. A beautifully maintained, fully equipped Hertz car. Your ticket agent will gladly arrange to reserve one for you.

Hertz cars are easy to rent. Just show your driver's license and proper identification and you're on your way. Rates are low, too. They include all gasoline, oil and proper insurance—no matter how many ride!

So, try The Rail-Auto Travel Plan. When time means money, there's no more economical way to travel!

Ask about "Rent it here...Leave it there" service!



### Dallas, Ft. Worth, Brownwood and San Angelo Via Brownwood

#### WEST—Read down EAST—Read up

No. 112-77 The Angelo Daily Example		Mls.	Table M	No. 78-111 The Angelo Daily Example	
8:15 PM	Sun.	0	Lv. Dallas (C.S.T.)	Ar	7:45 AM Mon.
9:00 PM	"	31	Ar. Ft. Worth	Lv	7:00 AM "
9:20 PM	Sun.	31	Lv. Ft. Worth	Ar	5:45 AM Mon.
11:04 PM	"	56	Lv. Cresson	Lv	5:01 AM "
11:19 PM	"	107	Lv. Stephenville	"	3:20 AM "
11:48 PM	"	121	Lv. Dublin	"	2:48 AM "
1:25 AM	Mon.	173	Ar. Brownwood	Lv	1:00 AM "
2:30 AM	"	173	Lv. Brownwood	Ar	12:05 AM "
4:47 AM	"	227	Ar. Ballinger	Lv	10:00 PM Sun.
6:10 AM	"	263	Lv. San Angelo (C.S.T.)	Ar	8:50 PM "

#### THE ANGELO Equipment

Trains 111 and 112 between Dallas and Fort Worth; Trains 77 and 78 Fort Worth and San Angelo.

Chair Car..... Dallas—Ft. Worth and San Angelo.

### Dallas, Ft. Worth and Clovis Via Brownwood

#### WEST—Read down EAST—Read up

No. 112-77-75 The California Special Daily Example		Mls.	Table N	No. 76-78-111 The Texan Daily Example	
8:15 PM	Sun.	0	Lv. Dallas (C.S.T.)	Ar	7:45 AM Mon.
9:00 PM	"	31	Ar. Ft. Worth	Lv	7:00 AM "
9:20 PM	"	31	Lv. Ft. Worth	Ar	5:45 AM "
11:48 PM	"	121	Lv. Dublin	"	2:48 AM "
1:25 AM	Mon.	170	Ar. Brownwood	Lv	1:00 AM "
2:00 AM	"	170	Lv. Brownwood	Ar	12:25 AM "
4:25 AM	"	284	Lv. Sweetwater	Ar	9:50 PM Sun.
6:55 AM	"	390	Lv. Slaton	"	7:40 PM "
7:30 AM	"	406	Lv. Lubbock	"	7:15 PM "
10:30 AM	"	494	Ar. Clovis (C.S.T.)	Lv	4:25 PM "

#### Equipment

Trains 112-77 and 78-111 between Dallas and Brownwood; Trains 75 and 76 Brownwood and Clovis.

Sleeping Car... Dallas and Clovis—6 Roomette, 6 Sec., 4 D. B. R.

Chair Car..... Dallas and Clovis.

Dining Car..... Brownwood and Clovis.

### Houston and San Angelo

#### WEST—Read down EAST—Read up

No. 66-75-77 California Special- The Angelo Daily Example		Mls.	Table O	No. 78-76-65 The Angelo- California Special Daily Example	
6:45 PM	Sun.	0	Lv. Houston (C.S.T.)	Ar	8:15 AM Mon.
10:40 PM	"	191	Ar. Temple	Lv	4:00 AM "
1:35 AM	Mon.	324	Lv. Brownwood	Ar	12:45 AM "
2:55 AM	"	334	Lv. Bangs	"	11:38 PM Sun.
3:21 AM	"	346	Lv. Santa Anna	"	11:18 PM "
3:52 AM	"	361	Lv. Valera	"	10:49 PM "
4:15 AM	"	371	Lv. Talpa	"	10:33 PM "
4:47 AM	"	387	Lv. Ballinger	"	10:00 PM "
5:07 AM	"	395	Lv. Rowena	"	9:43 PM "
5:25 AM	"	404	Lv. Miles	"	9:28 PM "
6:10 AM	"	423	Ar. San Angelo	Lv	8:50 PM "

#### Equipment

Trains 66 and 65 between Houston and Temple; Trains 75 and 76 between Temple and Brownwood; Trains 77 and 78 between Brownwood and San Angelo.

Chair Car..... Houston and San Angelo. (with change)

### Los Angeles to Bakersfield, Oakland and San Francisco

#### NORTH—Read down

Motor Coach Daily		Mls.	Table P	Motor Coach Daily		
11:15 AM		0	Lv. Los Angeles (Union Station)	Ar	4:20 PM	
		9	Lv. Pasadena	"	4:23 PM	
		9	Lv. Glendale	"	4:02 PM	
		13	Lv. Burbank	"	3:51 PM	
11:33 AM			Lv. Hollywood	Ar	4:02 PM	
11:48 AM			Lv. N. Hollywood	"	3:46 PM	
12:07 PM	12:07 PM	24	Lv. San Fernando	Ar	3:29 PM	
2:15 PM	2:15 PM	112	Ar Bakersfield (Santa Fe Sta.)	Lv	1:20 PM	
No. 7	No. 63	No. 1		No. 60	No. 2	No. 62
Daily	Golden Gate	San Francisco Chief		Golden Gate	San Francisco Chief	Golden Gate
8:20 PM	2:30 PM	7:45 AM	Lv. Bakersfield	Ar	1:10 PM	5:25 PM
10:55 PM	4:30 PM	9:45 AM	Lv. Fresno	Lv	11:15 AM	3:30 PM
12:05 AM	5:25 PM	10:40 AM	Lv. Merced	"	10:15 AM	2:30 PM
1:30 AM	6:31 PM	11:50 AM	Lv. Stockton	"	9:10 AM	1:24 PM
3:15 AM	7:55 PM	1:30 PM	Ar. Richmond	Lv	7:45 AM	11:59 AM
Motor Coach	Motor Coach	Motor Coach		Motor Coach	Motor Coach	Motor Coach
3:20 AM	8:00 PM	1:35 PM	Lv. Richmond	Ar	7:40 AM	11:55 AM
3:45 AM	8:25 PM	2:00 PM	Lv. Berkeley	"	7:15 AM	11:30 AM
3:55 AM	8:35 PM	2:10 PM	Ar. Oakland	Lv	7:05 AM	11:20 AM
4:15 AM	8:40 PM	2:15 PM	Ar. San Francisco (P.S.T.)	Lv	7:00 AM	11:15 AM

#### SOUTH—Read up

Motor Coach Daily		Mls.	Table P	Motor Coach Daily		
			(Pacific Standard Time)			
			Lv. Los Angeles (Union Station)	Ar	4:20 PM	
			Lv. Pasadena	"	4:23 PM	
			Lv. Glendale	"	4:02 PM	
			Lv. Burbank	"	3:51 PM	
			Lv. Hollywood	Ar	4:02 PM	
			Lv. N. Hollywood	"	3:46 PM	
			Lv. San Fernando	Ar	3:29 PM	
			Ar Bakersfield (Santa Fe Sta.)	Lv	1:20 PM	
No. 60	No. 2	No. 62		No. 60	No. 2	No. 62
Golden Gate	San Francisco Chief	Golden Gate		Golden Gate	San Francisco Chief	Golden Gate
Daily	Daily	Daily		Daily	Daily	Daily
1:10 PM	5:25 PM	10:59 PM	Lv. Bakersfield	Ar	1:10 PM	5:25 PM
11:15 AM	3:30 PM	9:00 PM	Lv. Fresno	Lv	11:15 AM	3:30 PM
10:15 AM	2:30 PM	8:00 PM	Lv. Merced	"	10:15 AM	2:30 PM
9:10 AM	1:24 PM	6:52 PM	Lv. Stockton	"	9:10 AM	1:24 PM
7:45 AM	11:59 AM	5:30 PM	Ar. Richmond	Lv	7:45 AM	11:59 AM
Motor Coach	Motor Coach	Motor Coach		Motor Coach	Motor Coach	Motor Coach
7:40 AM	11:55 AM	5:25 PM	Lv. Richmond	Ar	7:40 AM	11:55 AM
7:15 AM	11:30 AM	5:00 PM	Lv. Berkeley	"	7:15 AM	11:30 AM
7:05 AM	11:20 AM	4:50 PM	Ar. Oakland	Lv	7:05 AM	11:20 AM
7:00 AM	11:15 AM	4:45 PM	Ar. San Francisco (P.S.T.)	Lv	7:00 AM	11:15 AM

#### Equipment GOLDEN GATE STREAMLINERS

Trains 60, 62 and 63

Lightweight streamlined trains operating daily between Bakersfield and Richmond. Air-conditioned, each train carries baggage and chair cars, full-lounge and Fred Harvey lunch-counter dining car. Motor Coaches are streamlined and air-conditioned.

#### SOUTH—Read down

80 San Diego		78 San Diego		76 San Diego		74 San Diego		72 San Diego		70 San Diego		Miles
Daily	Daily	Daily	Daily	Daily	Daily	Daily	Daily	Daily	Daily	Daily	Daily	
11:45 PM	7:30 PM	4:45 PM	1:30 PM	9:30 AM	6:45 AM	36	Lv. Los Angeles (P.S.T.)	Ar	7:45 AM	10:15 AM	2:45 PM	6:15 PM
12:50 AM	8:15 PM	5:35 PM	2:20 PM	10:22 AM	7:30 AM	87	Lv. Santa Ana	Ar	6:47 AM	9:18 AM	1:39 PM	7:58 PM
2:00 AM	9:05 PM	6:25 PM	3:10 PM	11:14 AM	8:23 AM	128	Lv. Oceanside	Ar	6:02 AM	8:25 AM	12:49 PM	4:25 PM
3:00 AM	10:00 PM	7:30 PM	4:15 PM	12:15 PM	9:30 AM		Ar. San Diego (P.S.T.)	Lv	5:15 AM	7:30 AM	11:59 AM	3:30 PM

### Los Angeles and San Diego

#### NORTH—Read up

71 San Diego		73 San Diego		75 San Diego		77 San Diego		79 San Diego		81 San Diego	
Except Sundays and Holidays	Except Sundays and Holidays	Except Sundays and Holidays	Except Sundays and Holidays	Except Sundays and Holidays	Except Sundays and Holidays	Except Sundays and Holidays	Except Sundays and Holidays	Except Sundays and Holidays	Except Sundays and Holidays	Except Sundays and Holidays	Except Sundays and Holidays
Daily	Daily	Daily	Daily	Daily	Daily	Daily	Daily	Daily	Daily	Daily	Daily
7:45 AM	10:15 AM	2:45 PM	6:15 PM	9:00 PM	11:00 PM	7:45 AM	10:15 AM	2:45 PM	6:15 PM	9:00 PM	11:00 PM
6:47 AM	9:18 AM	1:39 PM	7:58 PM	10:10 PM	12:10 PM	6:47 AM	9:18 AM	1:39 PM	7:58 PM	10:10 PM	12:10 PM
6:02 AM	8:25 AM	12:49 PM	4:25 PM	7:05 PM	9:20 PM	6:02 AM	8:25 AM	12:49 PM	4:25 PM	7:05 PM	9:20 PM
5:15 AM	7:30 AM	11:59 AM	3:30 PM	6:00 PM	8:30 PM	5:15 AM	7:30 AM	11:59 AM	3:30 PM	6:00 PM	8:30 PM

#### SAN DIEGAN STREAMLINERS (Air-conditioned)

Trains 70, 71, 72, 73, 74, 75, 76, 77, 78, 79, 80, 81

Club-lounge car and non-smoking car on San Diegans except train No. 80 and 81.

#### EXPLANATORY NOTES:

Sec.—Section; D. R.—Drawing Room; Comps.—Compartments; Obs.—Observation; D. B. R.—Double Bedroom. f Flag stop. For explanation of Reference Marks see pages 14 and 15.

☉ Holidays referred to are Memorial Day, Fourth of July, Labor Day, Thanksgiving Day, Christmas Day, New Years Day and Washington's Birthday.

Time shown in light figures indicates a.m. Time shown in dark figures indicates p.m.





# Chicago and Kansas City

For explanation of Reference Marks see pages 14 and 15  
Rail-Auto Service available at this point

Read down

	No. 9 Kansas City Chief	No. 17 The Super Chief	No. 17 El Capitan	No. 15 Texas Chief	No. 1 San Francisco Chief	No. 123 The Grand Canyon	No. 19 The Chief	Miles	Table 1
	Daily	Daily	Daily	Daily	Daily	Daily	Daily		
	PM 10.00	PM 6.30	PM 6.30	PM 6.00	PM 3.15	AM 11.00	AM 9.10	Central Standard Time (Dearborn Station)	
								CHICAGO	
								McCook	
								Willow Springs	
								Des Plaines River	
								Lemont	
								Romeo	
								Lockport	
	10.50	7.20	7.20	6.50	4.05	11.55	9.55	JOLLET	
								Kankakee River	
								Lorenzo	
	11.12							Coal City	
								Mason	
								Verona	
								Kinsman	
								Ransom	
								Kernan	
	11.50			7.35	C.	12.50	10.40	STREATOR	
								Ancona	
								Toluca	
								La Rose	
								Wilbern	
								Illinois River	
	12.45			8.10	w.	1.30	11.15	CHILLICOTHE	
	12.45			8.10	w.	1.30	11.15	CHILLICOTHE	
								Edelstein	
								Princeville	
								Monica	
								Laura	
								Williamsfield	
								Dahinda	
								Appleton	
								East Galesburg	
				8.55	C.	2.20	11.59	GALESBURG	
								Cameron	
								Nemo	
								Ormonde	
								Ponemah	
								Smithshire	
								Media	
								Stronghurst	
								Lomax	
								Dallas City	
								East Ft. Madison, Ill.	
								Mississippi River	
	2.45	10.20	10.20	9.50	7.00	3.30	12.50	FORT MADISON, IA.	
	2.50	10.25	10.25	9.55	7.05	3.35	12.55	SHOPTON	
	2.55	10.30	10.30	10.00	7.10	3.40	1.00	SHOPTON	
								New Boston	
								Argyle, Ia.	
								Des Moines River	
								Revere, Mo.	
								Medill	
								Wyaconda	
								Gorin	
								Rutledge	
								Baring	
								Hurdland	
								Gibbs	
								La Plata	
								Cardy	
								Elmer	
								Ethel	
								Bucklin	
								MARCELINE	
								MARCELINE	
								Rothville	
								Mendon	
								Dean Lake	
								Grand River	
								Bosworth	
	5.37				C.	6.43	7.00	CARROLLTON	
								Norborne	
								Hardin	
								Henrietta 14	
								Camden	
								Floyd	
								Missouri River	
								Sibley	
								Atherton	
								Courtney	
								Sugar Creek	
	7.00	1.55	1.55	1.30	10.30	8.50	4.35	KANSAS CITY, MO.	

# Kansas City and Chicago

For explanation of Reference Marks see pages 14 and 15  
Rail-Auto Service available at this point

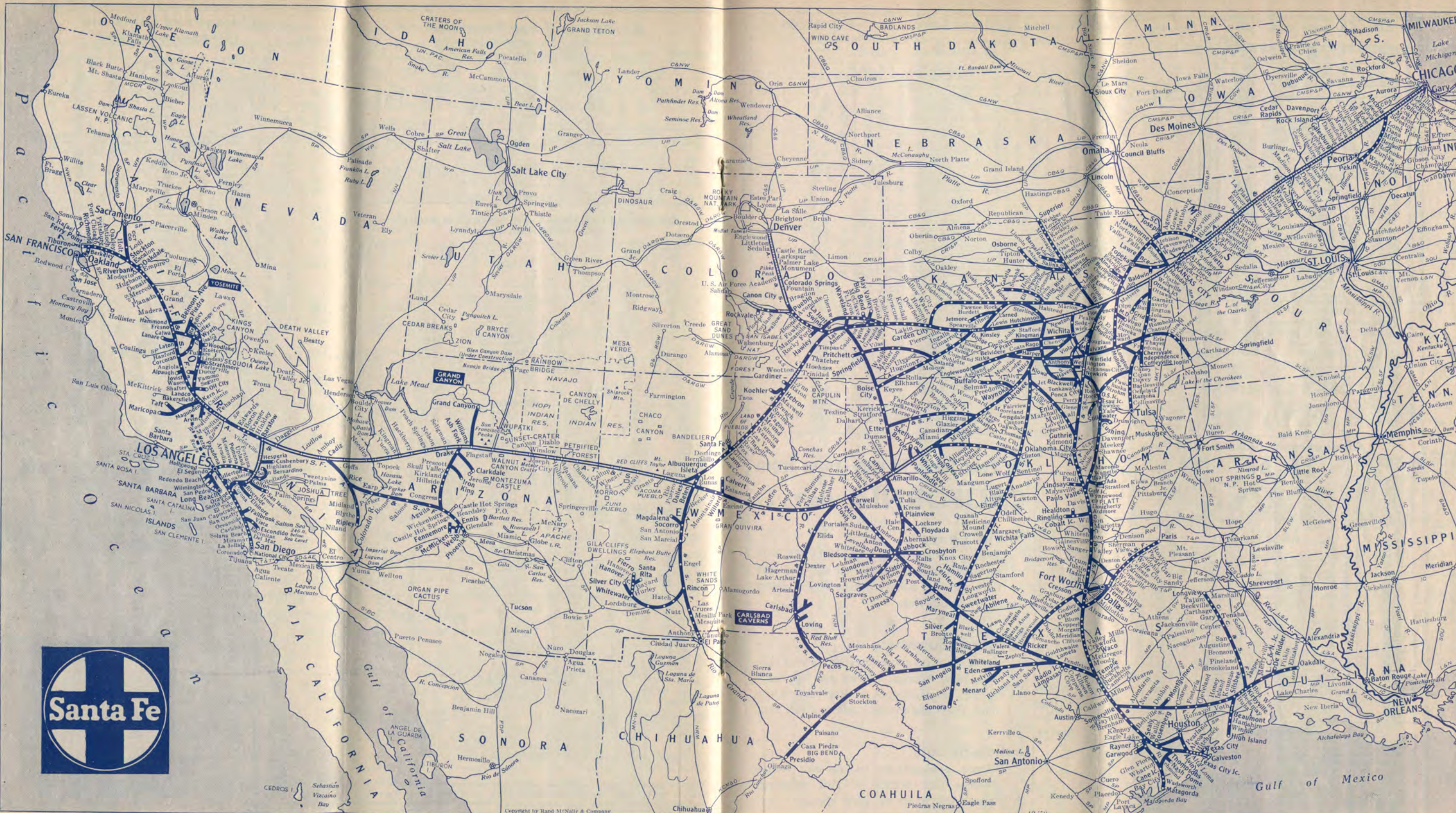
Read up

	No. 16 Texas Chief	No. 18 The Super Chief	No. 18 El Capitan	No. 2 San Francisco Chief	No. 124 The Grand Canyon	No. 12 The Chicagoan	No. 20 The Chief	Miles	Table 1
	Daily	Daily	Daily	Daily	Daily	Daily	Daily		
								Central Standard Time (Dearborn Station)	
								CHICAGO	
								McCook	
								Willow Springs	
								Des Plaines River	
								Lemont	
								Romeo	
								Lockport	
								JOLLET	
								Kankakee River	
								Lorenzo	
								Coal City	
								Mason	
								Verona	
								Kinsman	
								Ransom	
								Kernan	
								STREATOR	
								Ancona	
								Toluca	
								La Rose	
								Wilbern	
								Illinois River	
								CHILLICOTHE	
								CHILLICOTHE	
								Edelstein	
								Princeville	
								Monica	
								Laura	
								Williamsfield	
								Dahinda	
								Appleton	
								East Galesburg	
								GALESBURG	
								Cameron	
								Nemo	
								Ormonde	
								Ponemah	
								Smithshire	
								Media	
								Stronghurst	
								Lomax	
								Dallas City	
								East Ft. Madison, Ill.	
								Mississippi River	
								FORT MADISON, IA.	
								SHOPTON	
								SHOPTON	
								New Boston	
								Argyle, Ia.	
								Des Moines River	
								Revere, Mo.	
								Medill	
								Wyaconda	
								Gorin	
								Rutledge	
								Baring	
								Hurdland	
								Gibbs	
								La Plata	
								Cardy	
								Elmer	
								Ethel	
								Bucklin	
								MARCELINE	
								MARCELINE	
								Rothville	
								Mendon	
								Dean Lake	
								Grand River	
								Bosworth	
								CARROLLTON	
								Norborne	
								Hardin	
								Henrietta 14	
								Camden	
								Floyd	
								Missouri River	
								Sibley	
								Atherton	
								Courtney	
								Sugar Creek	
								KANSAS CITY, MO.	









Santa Fe Through Lines Two Tracks Motor Route Coördinated with Train Service Roads

**CENTRAL STANDARD TIME:** East of Dodge City, Clovis and Scott City.  
**MOUNTAIN STANDARD TIME:** East of Ogden, Needles and Parker—West of Dodge City and Clovis, and points Scott City to Garden City.

**PACIFIC STANDARD TIME:** Needles and west thereof, and west of Ogden and Parker.

**MILEAGE OF LINES OPERATED**

Atchison, Topeka & Santa Fe Ry.	9,064 miles
Panhandle and Santa Fe Ry.	1,888 "
Gulf, Colorado & Santa Fe Ry.	2,040 "
<b>Total Mileage</b>	<b>12,992 miles</b>

Copyright by Rand McNally & Company

Kansas City, Chanute and Tulsa

Table 8: Kansas City, Chanute and Tulsa. Includes routes to Chicago, Kansas City, and Tulsa with departure and arrival times.

Read down Chicago, Kansas City, Grand Canyon and California Read up

Table 9: Chicago, Kansas City, Grand Canyon and California. Includes routes to Chicago, Kansas City, Grand Canyon, and California.

Albuquerque, Belen and El Paso

Table 9a: Albuquerque, Belen and El Paso. Includes routes to Albuquerque, Belen, and El Paso.

Albuquerque and Belen

Table 10: Albuquerque and Belen. Includes routes between Albuquerque and Belen.

Rail-Auto Service available at this point For explanation of Reference Marks see pages 14 and 15

Houston, Temple, also Dallas, Fort Worth, Brownwood, Sweetwater, Lubbock, Clovis, Belen, and California

Table 10a: Houston, Temple, also Dallas, Fort Worth, Brownwood, Sweetwater, Lubbock, Clovis, Belen, and California. Includes routes to Houston, Temple, Dallas, Fort Worth, Brownwood, Sweetwater, Lubbock, Clovis, and California.

La Junta, Colorado Springs and Denver

Table 10b: La Junta, Colorado Springs and Denver. Includes routes to La Junta, Colorado Springs, and Denver.

NOTE:—Between Denver and Pueblo passengers will take trains at these Stations: D—Denver & Rio Grande Station; S—Santa Fe Station and Union Depots where indicated.

Ash Fork and Phoenix

Train No. 47 and No. 42 carry 6 section, 1 drawing room, 4 double bedroom Pullman chair car and snack car between Ash Fork and Phoenix. Pullman and chair car ready to occupy at Ash Fork, 10:45 p.m.

Table 11: Ash Fork and Phoenix. Includes routes to Ash Fork and Phoenix.

Rail-Auto Service available at this point For explanation of Reference Marks see pages 14 and 15

On Your Santa Fe way - to or from CALIFORNIA visit ...

Grand Canyon ... During summer season, Santa Fe the only railroad entering Grand Canyon National Park provides daily Pullman Service direct to the South Rim.

Carlsbad Caverns ...

Santa Fe takes passengers direct to Carlsbad, New Mexico, nearest rail approach to this world-famous underground fairland. Costs are low for side trip rail fare.

Indian-detours ...

Motor explorations to age-old Indian Pueblos and prehistoric cliff dwellings 'round Old Santa Fe, New Mexico.

Ancona and Pekin

Table 13. Schedule for Ancona and Pekin. Includes stations like Ancona, Long Point, Dana, Minonk, Benson, Roanoke, Eureka, Washington, Morton, Groveland, Pekin.

Henrietta and St. Joseph

Table 14. Schedule for Henrietta and St. Joseph. Includes stations like Henrietta, Chicago, St. Joseph, Monterey Street.

Atchison and Topeka

Table 15. Schedule for Atchison and Topeka. Includes stations like Atchison, Parnell, Hawthorne, Cummings, Nortonville, Valley Falls, Rock Creek, Meriden, Topeka.

Holliday and Leavenworth

Table 16. Schedule for Holliday and Leavenworth. Includes stations like Holliday, Wilder, Bonner Springs, Stone, Lansing, Wadsworth, Leavenworth.

Chanute and Longton

Table 17. Schedule for Chanute and Longton. Includes stations like Chanute, Villas, Rest, Benedict, Fredonia, Longton.

Chillicothe-Peoria Motor Coach Service

Table 18. Motor coach schedule between Chillicothe and Peoria. Includes stations like North Chillicothe, Chillicothe, Peoria, North Chillicothe.

La Plata and Kirksville Motor Coach Service

Table 18a. Motor coach schedule between La Plata and Kirksville. Includes stations like La Plata, Kirksville.

Emporia and Moline

Table 19. Schedule for Emporia and Moline. Includes stations like Emporia, Moline.

Ottawa and Gridley

Table 20. Schedule for Ottawa and Gridley. Includes stations like Ottawa, Gridley.

Burlingame and Alma

Table 21. Schedule for Burlingame and Alma. Includes stations like Burlingame, Harveyville, Eskridge, Hessdale, Allendorph, Alma.

Lawrence and Ottawa

Table 22. Schedule for Lawrence and Ottawa. Includes stations like Lawrence, Vinland, Baldwin, Ottawa Jct., Ottawa.

Coffeyville and Winfield

Table 23. Motor coach schedule between Coffeyville and Winfield. Includes stations like Coffeyville, Cherryvale, Independence, Elk City, Oak Valley, Longton, Elk Falls, Moline, Grenola, Cambridge, Burden, New Salem, Winfield.

Chanute and Joplin

Table 24. Schedule for Chanute and Joplin. Includes stations like Chanute, Rollin, Shaw, Erie, Walnut, Brazilton, Girard, Frontenac, Pittsburg, Joplin.

Emporia and Superior

Table 25. Schedule for Emporia and Superior. Includes stations like Emporia, Hymer, Diamond Springs, Burdick, Lost Springs, Hope, Navarre, Enterprise, Abilene, Concordia, Manchester, Longford, Oak Hill, Miltonvale, Aurora, Concordia, Oneonta, Kackley, Courtland, Lovewell, Webber, Superior.

Emporia and Winfield

Table 26. Schedule for Emporia and Winfield. Includes stations like Emporia, Plymouth, Saffordville, Ellinor, Gladstone, Bazar, Matfield Green, Cassoday, Alkman, Chelsea, El Dorado, Vanora, Augusta, Gordon, Douglass, Rock, Akron, Winfield.

Geuda Springs and Anthony

Table 27. Schedule for Geuda Springs and Anthony. Includes stations like Geuda Springs, Ashton, Portland, South Haven, South Haven, Drury, Caldwell, Bluff City, Anthony.

Wellington and Ponca City

Table 28. Motor coach schedule between Wellington and Ponca City. Includes stations like Wellington, Rome, South Haven, Hunnewell, Braman, Sumpter, Blackwell, Tonkawa, Ponca City.

Florence and Ellinwood

Table 29. Schedule for Florence and Ellinwood. Includes stations like Florence, Marion, Canada, Hillsboro, Lehigh, Canton, Galva, McPherson, Conway, Windom, Little River, Mitchell, Lyons, Chase, Silica, Ellinwood.

Little River and Galatia

Table 30. Schedule for Little River and Galatia. Includes stations like Little River, Geneseo, Lorraine, Holyrood, Hirschmann, Beaver, Susank, Galatia.

Hutchinson and Blackwell

Table 31. Schedule for Hutchinson and Blackwell. Includes stations like Hutchinson, Darlow, Castleton, Pretty Prairie, Varner, Kingman, Carvel, Basil, Rago, Duquoin, Harper, Anthony, Manchester, Gibbon, Wakita, Clyde, Medford, Numa, Deer Creek, Nardin, Blackwell.

Rail-Auto Service available at this point. For explanation of Reference Marks see pages 14 and 15.

Wichita and Pratt

Table 32. Schedule for Wichita and Pratt. Includes stations like Wichita, Goddard, Garden Plain, Cheney, Murdock, Kingman, Calista, Cunningham, Cairo, Pratt.

Wichita and Englewood

Table 33. Schedule for Wichita and Englewood. Includes stations like Wichita, Schulte, Clonnel, Anness, Norwich, Adams, Rago, Spivey, Zenda, Nashville, Issabel, Holyrood, Sawyer, Coats, Springvale, Crofts, Belvidere, Wilmore, Coldwater, Protection, Sitka, Ashland, Acres, Englewood.

Attica and Belvidere

Table 34. Schedule for Attica and Belvidere. Includes stations like Attica, Sharon, Medicine Lodge, Lake City, Sun City, Belvidere.

Manchester and Barnard

Table 35. Schedule for Manchester and Barnard. Includes stations like Manchester, Wells, Minneapolis, Brewer, Ada, Barnard.

Abilene and Osborne

Table 36. Schedule for Abilene and Osborne. Includes stations like Abilene, Salina, Glendale, Westfall, Lincoln Center, Denmark, Ash Grove, Hunter, Tipton, Osborne.

Rail-Auto Service available at this point. For explanation of Reference Marks See pages 14 and 15.



### Great Bend and Scott City

Read down		Read up	
69 Sun. Thur. Mixed	Mls.	Table 37	70 Mon. Wed. Mixed
AM		Central Standard Time	PM
9:00	0	Lv. Great Bend 2	Ar. Scott City
9:20	8.3	" Heizer	"
9:45	15.4	" Albert	"
10:00	19.8	" Shaffer	"
10:17	24.5	" Timken	"
10:42	32.2	" Rush Center	"
11:02	39.1	" Nekoma	"
11:25	45.1	" Alexander	"
11:45	52.8	" Bazine	"
12:35	64.4	" Ness City	"
1:25	80.5	" Beeler	"
1:45	87.2	" Alamota	"
2:10	96.0	" Dighton	"
2:35	103.5	" Amy	"
2:50	109.8	" Grigston	"
3:35	120.1	" Scott City 37a	"

### Scott City and Garden City

Read down		Read up	
70 Tues. Sat. Mixed	Mls.	Table 37a	69 Mon. Wed. Mixed
AM		Mountain Standard Time	PM
7:30	0	Lv. Scott City	Ar. Garden City 3
7:52	8.2	" Shallow Water	"
8:27	15.9	" Friend	"
8:47	22.8	" Tennis	"
9:30	37.8	" Garden City 3	"

### Larned and Jetmore

Read down		Read up	
71 Sun. Tues. Thur.	Mls.	Table 38	72 Mon. Wed. Fri.
AM		Central Standard Time	AM
12:01	0	Lv. Larned 2	Ar. Jetmore
12:25	6.6	" Frizell	"
12:50	12.2	" Sanford	"
1:15	17.0	" Rozel	"
1:45	23.9	" Burdett	"
2:05	35.4	" Olney	"
2:45	46.2	" Jetmore	"

### Dodge City and Boise City

Read down		Read up	
173 Mon. Wed. Fri.	Mls.	Table 39	174 Tues. Thur. Sat.
AM		Central Standard Time	PM
7:00	0	Lv. Dodge City 2, 3	Ar. Boise City 46
7:38	14.3	" Ensign	"
7:50	19.3	" Haggard	"
8:05	26.5	" Montezuma	"
8:25	37.4	" Copeland	"
9:05	49.8	" Sublette	"
9:40	58.2	" Satanta 40	"
10:30	74.3	" Moscow	"
11:05	87.0	" Hugoton	"
11:25	94.3	" Feterita	"
11:50	103.0	" Rolla	"
12:10	111.3	" Wilburton	"
12:45	119.9	" Elkhart	"
1:17	132.3	" Sturgis	"
1:50	143.8	" Keyes	"
3:00	159.5	" Boise City 46	"

### Satanta and Pritchett

Read down		Read up	
185 Sun. Tues. Thur. Mixed	Mls.	Table 40	186 Mon. Wed. Fri. Mixed
AM		Central Standard Time	AM
9:40	0	Lv. Satanta 39	Ar. Pritchett
11:05	23.9	" Ulysses	"
11:45	35.1	" Bigbow	"
12:25	45.7	" Johnson	"
12:52	53.5	" Mainer	"
1:50	69.0	" Bartlett	"
2:20	77.0	" Walsh	"
2:55	86.5	" Vilas	"
3:30	95.9	" Springfield 46	"
4:45	109.6	" Pritchett	"

### Waynoka and Buffalo

Read down		Read up	
41 Ex. Su. Mixed	Mls.	Table 40a	42 Ex. Su. Mixed
AM		Central Standard Time	PM
7:00	0	Lv. Waynoka 7	Ar. Buffalo
7:41	14.4	" Fair Valley	"
8:00	20.1	" Freedom	"
8:19	26.2	" Edith	"
9:06	43.8	" Selman	"
9:30	52.2	" Buffalo	"

### Holly and La Junta

Read down		Read up	
85 Tues. Thur. Sat. Mixed	Mls.	Table 41	86 Mon. Wed. Fri. Mixed
AM		Mountain Standard Time	PM
6:40	0	Lv. Holly 3	Ar. La Junta 3, 10b, 46
6:54	6.2	" Millwood	"
7:00	8.1	" Hartman	"
7:15	13.3	" Bristol	"
7:55	30.6	" Wilson Jet.	"
8:30	36.6	" Wilson Jet.	"
8:50	36.4	" Wiley	"
9:10	43.7	" McClave	"
9:28	50.2	" Hasty	"
#1000	61.4	" Fort Lyon	"
10:10	64.5	" Waveland	"
10:30	64.5	" Waveland	"
11:17	82.3	" Cheraw	"
11:55	93.5	" Swink 10b	"
12:10	98.4	" La Junta 3, 10b, 46	"

### Owen and Ralston

Read down		Read up	
Mls.		Table 42	
0		Lv. Owen	Ar. Ralston
7.4		" Hulah	"
14.0		" Bowling	"
20.2		" Blighart	"
25.3		" Naoos	"
28.6		" Opah	"
35.1		" Pawuska	"
42.1		" Betts	"
46.1		" Melonis	"
50.2		" Strohm	"
57.3		" Keefe	"
64.6		" Ralston	"

### Cushing and Drumright

Read down		Read up	
Mls.		Table 44	
0		Lv. Cushing	Ar. Drumright
13.6		" Drumright	"

### Calvert and Willard

Service on this line irregular, consult Agent.

Read down		Read up	
40 Wed. Only Mixed	Mls.	Table 45	39 Wed. Only Mixed
AM		Mountain Standard Time	AM
11:40	0	Lv. Calvert	Ar. Willard 7
12:50	16.0	" Estancia	"
1:30	27.8	" Willard 7	"

### La Junta and Amarillo

Read down		Read up	
38 Daily Mixed	Mls.	Table 46	37 Daily Mixed
AM		Mountain Standard Time	PM
9:15	0	Lv. La Junta 3, 10b, 41	Ar. Amarillo 4, 7, 79
9:35	18.9	" Las Animas 3	"
9:53	30.2	" Gilpin	"
10:15	43.9	" Ruxton	"
10:40	60.2	" Frick	"
11:02	70.8	" Harbord	"
11:50	83.7	" Springfield 40	"
12:11	94.3	" Bisonte	"
12:30	105.0	" Campo	"
1:00	121.5	" Castaneda	"
2:00	133.8	" Boise City 39	"
3:15	133.8	" Boise City	"
3:50	156.3	" Okla.-Tex. State Line-P. & S. F. Ry.	"
4:15	170.7	" Stratford	"
5:00	192.4	" Etter	"
5:30	204.3	" Dumas	"
8:30	257.8	" Amarillo 4, 7, 79	"

### Ponca City and Shawnee

Read down		Read up	
Mls.		Table 47	
0		Lv. Ponca City	Ar. Shawnee
42		" Burbank	"
54		" Fairfax	"
60		" Ralston	"
72		" Skedee	"
76		" Pawnee	"
90		" Glencoe	"
106		" Stillwater	"
131		" Cushing	"
172		" Meeker	"
185		" Shawnee	"

### Guthrie and Kiowa

Read down		Read up	
Mls.		Table 48	
0		Lv. Guthrie	Ar. Kiowa
13.9		" Crescent	"
21.6		" Lovell	"
23.3		" Marshall	"
36.3		" Douglas	"
38.3		" Fairmont	"
43.9		" Enid	"
55.4		" Nash	"
76.7		" Jet	"
84.9		" Cherokee	"
97.0		" Cherokee	"
116.9		" Kiowa	"

### Lamy and Santa Fe

Read down		Table 49										Read up				
		21 Motor Coach Daily	19 Motor Coach Daily	17 Motor Coach Daily	15 Motor Coach Daily	13 Motor Coach Daily	11 Motor Coach Daily	93 Ex. Sun. Mixed	Mls.	10 Motor Coach Daily	12 Motor Coach Daily	14 Motor Coach Daily	94 Ex. Sun. Mixed	16 Motor Coach Daily	18 Motor Coach Daily	20 Motor Coach Daily
		AM	PM	AM	PM	AM	PM	AM		AM	AM	AM	AM	AM	AM	AM
		3:20	2:55	2:35	11:15	7:05	6:10	6:10	0	5:50	6:45	10:55	11:30	2:15	2:05	3:00
		3:55	3:30	3:10	11:50	7:40	6:25	6:10	18.1	5:20	6:15	10:25	10:30	1:45	2:35	2:30

Baggage under railroad check transported in trucks between Lamy and Santa Fe; trucks leave Lamy 11:25 am. and 3:40 pm.; trucks leave Santa Fe 10:10 am. and 2:30 pm.

### Rincon and Silver City

Read down		Read up	
Mls.		Table 50	
0		Lv. Rincon	Ar. Silver City
5.2		" Hatch	"
25.3		" Nutt	"
38.6		" Florida	"
53.3		" Deming	"
53.3		" Deming	"
57.3		" Peruhill	"
77.7		" Faywood	"
84.5		" Whitewater	"
100.7		" Silver City	"

### Whitewater and Santa Rita

Read down		Read up	
Mls.		Table 51	
0		Lv. Whitewater	Ar. Santa Rita
3.3		" Hurley	"
12.9		" Bayard	"
14.4		" Hanover Jet.	"
14.7		" Cobre	"
16.7		" Santa Rita	"

### Socorro and Magdalena

Read down		Read up	
43 Mon. Wed. Fri. Mixed	Mls.	Table 52	44 Tues. Thur. Sat. Mixed
AM		Mountain Standard Time	AM
10:00	0	Lv. Socorro 9a	Ar. Magdalena
10:45	15.9	" Water Canyon	"
11:15	26.8	" Magdalena	"

### Williams and Grand Canyon

Note—Trains Nos. 14 and 15, shown below, will not operate after Sept. 25, 1960.

Read down		Read up	
Motor Coach Daily	Motor Coach Daily	Train 14	Motor Coach Daily
AM	AM	AM	AM
1:45	7:40	4:15	9:25
3:30	9:25	7:00	10:20

### Hanford and Porterville

Via Orange Belt Stages.

Read down		Read up	
Motor Coach Daily	Motor Coach Daily	Motor Coach Daily	Motor Coach Daily
AM	PM	AM	PM
9:40	3:45	12:05	6:25
10:21	4:40	1:15	7:30
10:45	5:05	1:40	7:55
11:00	5:20	1:55	8:05
11:10	5:30	2:05	8:20
11:20	5:45	2:20	8:35

### Pasadena and Long Beach

(INTERSTATE passengers only)

Read down		Read up	
Motor Coach Daily	Motor Coach Daily	Motor Coach Daily	Motor Coach Daily
AM	AM	AM	AM
10:45	7:40	8:55	11:50
11:50	8:55	AM	10:30

### Entro and Humboldt

Read down		Read up	
Mls.		Table 55	
0		Lv. Entro	Ar. Humboldt
7.7		" Yaeger	"
14.8		" Cherry Creek	"
16.6		" Humboldt	"

### Matthie and Cadiz

Read down		Read up	
Mls.		Table 55a	
0		Lv. Matthie	Ar. Cadiz
6.2		" Divide	"
14.5		" Forepaugh	"
22.2		" Aguilera	"
44.8		" Wenden	"
50.0		" Salome	"
60.3		" Vicksburg	"
79.9		" Bouse	"
105.8		" Parker	"
105.8		" Parker Ariz.	"
107.3		" Earp Calif.	"
120.0		" Vidal	"
131.6		" Grommet	"
140.4		" Rice	"
155.8		" Saltmarsh	"
169.2		" Fishel	"
190.5		" Cadiz	"

### Rice and Blythe

Read down		Read up	
Mls.		Table 56	
0		Lv. Rice	Ar. Blythe
18.3		" Midland	"
20.9		" Cox	"
42.0		" Blythe	"

### San

Newton and Ft. Worth

Table 64: Newton and Ft. Worth. Rail-Auto Service available at this point. For Explanation of Reference Marks see pages 14 and 15. Read down / Read up. Includes routes for Kansas City, Newton, Wichita, and Ft. Worth.

Ft. Worth, Temple, Houston, Galveston and New Orleans

Table 65: Ft. Worth, Temple, Houston, Galveston and New Orleans. G. C. & S. F. Ry. Read down / Read up. Includes routes for Dallas, Fort Worth, Temple, Houston, Galveston, and New Orleans.

Dallas, Ft. Worth, Brownwood and San Angelo

Table 67: Dallas, Ft. Worth, Brownwood and San Angelo. G. C. & S. F. Ry. Read down / Read up. Includes routes for Dallas, Fort Worth, Brownwood, and San Angelo.

Paris and Dallas

Table 70: Paris and Dallas. G. C. & S. F. Ry. Freight Service only. Includes routes for Paris, Ben Franklin, and Dallas.

Brownwood and Menard

Table 71: Brownwood and Menard. G. C. & S. F. Ry. Freight Service only. Includes routes for Brownwood and Menard.

Pauls Valley and Lindsay

Table 72: Pauls Valley and Lindsay. G. C. & S. F. Ry. Read down / Read up. Includes routes for Pauls Valley and Lindsay.

Lometa and Eden

Table 68: Lometa and Eden. G. C. & S. F. Ry. Freight Service only. Includes routes for Lometa and Eden.

Shawnee, Ada, Pauls Valley

Table 73: Shawnee, Ada, Pauls Valley. G. C. & S. F. Ry. Read down / Read up. Includes routes for Shawnee, Ada, and Pauls Valley.

Ardmore and Ringling

Table 69: Ardmore and Ringling. G. C. & S. F. Ry. Read down / Read up. Includes routes for Ardmore and Ringling.

Temple, Brownwood and San Angelo

Table 66: Temple, Brownwood and San Angelo. G. C. & S. F. Ry. Read down / Read up. Includes routes for Temple, Brownwood, and San Angelo.

Note: In addition to mixed train service Jordan Bus Co. will honor Santa Fe tickets or coupons of Santa Fe tickets between Shawnee, Tecumseh and Norman, Okla. destined to points Pauls Valley and south.

PILLOW SERVICE

As a convenience to chair car passengers, pillows may be rented from NEWS AGENTS on principal trains—trains 17 and 18, El Capitan, trains 19 and 20, The Chief, and trains 1 and 2, San Francisco Chief; the charge is 50¢ for the entire trip. On all other trains the charge is 35¢ per night.

Beaumont and Longview

Sealy and Matagorda

Kiowa and Altus

Amarillo and Lubbock

Panhandle and Borger

Table 74 G. C. & S. F. Ry. Beaumont, Calder Ave., Voth, Lumberton, Silsbee, Evadale, Buna, Bessmay, Call Jet, Kirbyville, Roganville, Jasper, Brownell, Brookeland, Pineland, Bronson, San Augustine, Bland Lake, Calgary, Neuville, Center, Flat Fork, Tenaha, Gary, Carthage, Beckville, Tatum, Easton, Estes, Longview

Table 77 G. C. & S. F. Ry. Sealy, Beard, Eagle Lake, Eagle Lake, Rayner Jet, Garwood, Bonus, Egypt, Glen Flora, Wharton, Lane City, Cane Jet, Bay City, Wadsworth, Matagorda

Table 77a Kiowa, Kan., Burlington, Okla., Cherokee, Yewee, Carmen, Allene, West Cleo, Orienta, FAIRVIEW, Longdale, Canton, Leonel, Oakwood, Nobscot, Thomas, Custer City, Arapaho, Clinton, Braithwaite, Dill City, Sentinel, Cambridge, Lone Wolf, Lugert, Blair, ALTUS

Table 79 Central Standard Time Chicago, Kansas City, Amarillo, Lubbock

Table 80 Central Standard Time Chicago, Kansas City, Clovis

Table 84 Central Standard Time Panhandle, Borger

Plainview and Floydada

Table 85 Plainview, Lockney, Floydada

Lubbock and Crosbyton

Table 86 Lubbock, Idalou, Lorenzo, Ralls, Crosbyton

Lubbock and Bledsoe

Table 87 Lubbock, Doud, Hurlwood, Levelland, Whiteface, Lehman, Waka, Bledsoe

Lubbock and Seagraves

Table 88 Lubbock, Doud, Ropes, Meadow, Brownfield, Seagraves

Slaton and Lamesa

Table 89 Slaton, Wilson, Tahoka, O'Donnell, Lamesa

San Angelo and Sonora

Table 90 San Angelo, Christoval, Eldorado, Sonora

Kirbyville and Oakdale

Table 75 G. C. & S. F. Ry. Kirbyville, Bleakwood, Bon Weir, Merryville, Derligger, Ikes, Cravens, Pitkin, Ellizabeth, Oakdale

Somerville and Silsbee

Table 76 G. C. & S. F. Ry. Somerville, Clay, Allenfarm, Navasota, Yarboro, Stoneham, Plantersville, Dobbin, Montgomery, Conroe, Beach, Youens, Waukegan, Fostoria, Cleveland, Hightower, Rayburn, Romayor, Milvid, Fuqua, Votaw, Bragg, Honey Island, Kountze, Silsbee

Rail Travel made easier via Santa Fe

Tell your passengers about these special travel features now available via Santa Fe

TRAVEL CREDIT CARDS—Anyone with proper credit rating may have a rail credit card. Present it at any Santa Fe ticket window to charge rail, parlor-car, or sleeping-car tickets to any part of the country. Also honored for service in Santa Fe Dining and Lounge cars. Bills rendered monthly.

RAIL AUTO SERVICE—Enjoy the comfort and economy of rail travel—and still have the convenience of a late-model automobile at your destination at moderate cost. Rental cars can be ordered at Union Stations in Los Angeles, Denver, Wichita and Kansas City, Dearborn Station Chicago and Santa Fe Station, Oklahoma City. Rental car service available at other large cities on Santa Fe lines. Consult your local agent for further information or advance reservations.

PREPAID TICKETS—Tickets can be delivered to any point in the U.S. by making a deposit with your Santa Fe ticket agent. Pullman accommodations, incidental cash included, if desired.

Altus and San Angelo

Table 78 ALTUS, Elmer, Okla., Okla.-Tex. State Line, Odell, Chillicothe, Medicine Mound, Margaret, Crowell, Truscott, Benjamin, Knox City, O'Brien, Rochester, Rule, Sagerton, Hamlin, McCaulley, Sylvester, Longworth, Sweetwater, Maryneal, Blackwell, Bronte, Tennyson, Wooland, San Angelo

Fort Stockton and Presidio

Table 78a Fort Stockton, Hovey, Alpine, Tinaja, Plata, Presidio, (Rio Grande River)

Clovis, Lubbock, Sweetwater, Brownwood and Ft. Worth-Dallas

Table 79a Central Standard Time-P. & S. F. Ry. AM Clovis, N. Mex., Farwell-Texico, N. Mex., Lariat, Tex., Muleshoe, Sudan, Amherst, Littlefield, Anton, Shallowater, Lubbock 10a, 79, Lubbock, Slaton, Slaton, Post, Justiceburg, Snyder, Sweetwater 78, G. C. & S. F. Ry., Sweetwater, Brownwood, Ft. Worth, Dallas

No. 112-77-75 and No. 76-78-111 carry Air-conditioned 6 Roomette, 6 Sec., 4 D. B. R. Pullman and chair car between Clovis and Dallas-Ft. Worth.

Special Service for Long Beach via Santa Fe

Trainside motor coach connections are now made at Pasadena, California, from westbound transcontinental Santa Fe trains Nos. 17 and 19, providing interstate passengers and their hand baggage with direct service to Long Beach, California, at no extra charge.

Special motor coaches leave the Long Beach bus station at 56 American Avenue to carry interstate passengers and baggage to Pasadena for direct trainside connections to eastbound Santa Fe transcontinental trains Nos. 18 and 20.

Shattuck and Spearman

Table 81 Shattuck, Follett, Darrouzett, Booker, Perryton, Farnsworth, Waka, Spearman

Pampa and Clinton

Table 82 Central Standard Time Pampa, Mobeetle, Briscoe, Allison, Reydon, Cheyenne, Strong City, Hammond Jet, McClure, Butler, Clinton

White Deer and Skellytown

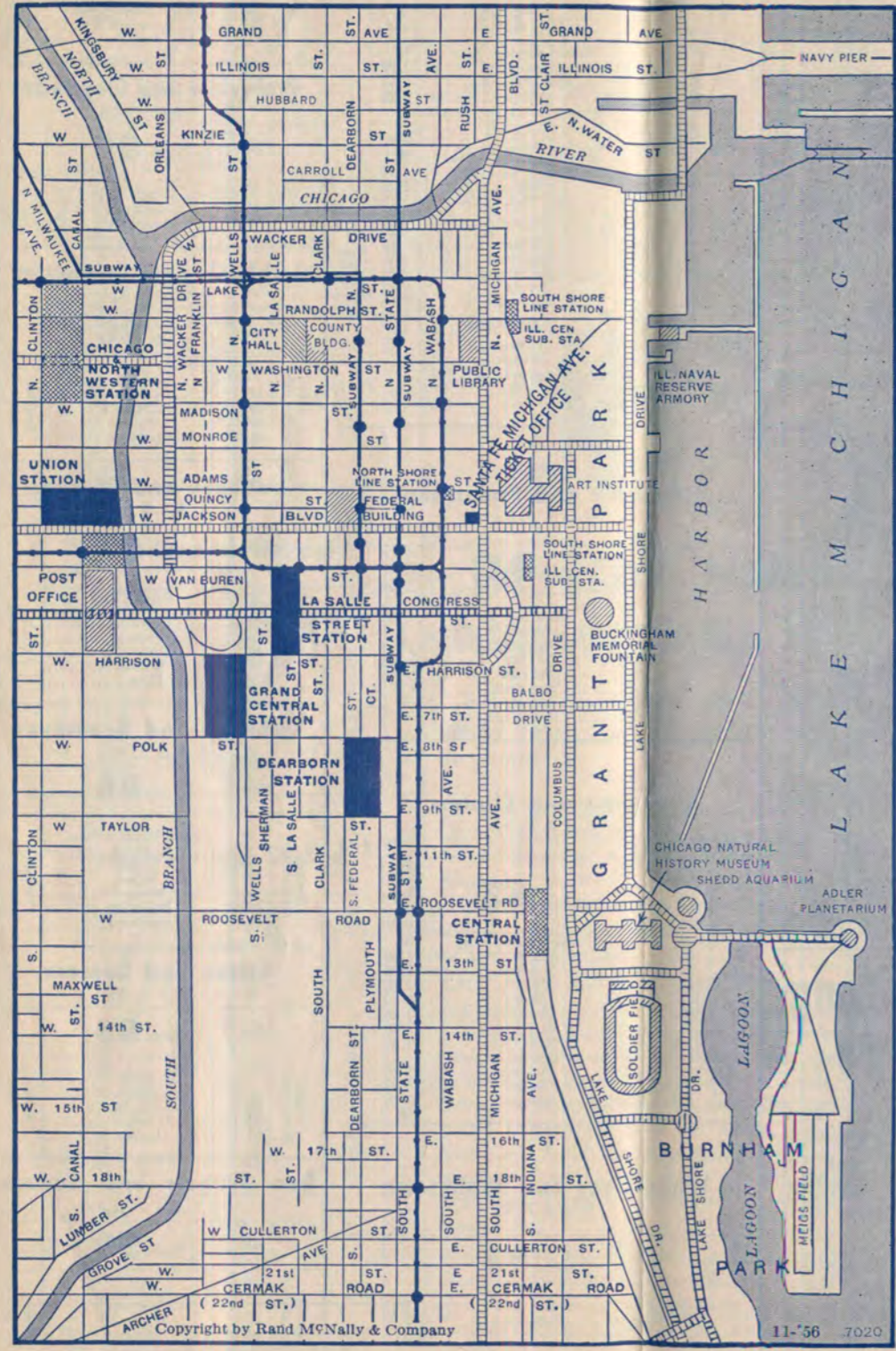
Table 83 White Deer, Skellytown

Rail-Auto Service available at this point For Explanation of Reference Marks See Pages 14 and 15

Rail-Auto Service available at this point. For Explanation of Reference Marks see Pages 14 and 15. Time shown in light figures indicates a.m. Time shown in dark figures indicates p.m.



# Map showing Chicago Business District and Railroad Stations



## Chicago Passenger Stations and tenant railroad lines

- Dearborn Station**  
Polk and Dearborn Sts.  
Santa Fe  
Chicago & Eastern Illinois.  
Chicago & Western Indiana.  
Erie.  
Grand Trunk.  
Monon.  
Wabash.
  - C. & N. W. Terminal**  
Madison and Canal Sts.  
1 and 2/10 miles from Dearborn Station.  
Chicago & North Western.
  - Grand Central Station**  
Harrison and Wells Sts.  
3/10 mile from Dearborn Station.  
Baltimore & Ohio.  
Chesapeake & Ohio.  
Chicago Great Western.  
Soo Line.
  - Central Station**  
Roosevelt Road and Michigan Ave.  
8/10 mile from Dearborn Station.  
Big Four.  
Illinois Central.
  - La Salle St. Station**  
La Salle and Van Buren Sts.  
1/2 mile from Dearborn Station.  
Michigan Central.  
New York Central.  
Nickel Plate.
  - Union Passenger Station**  
Canal, Adams, Jackson and Clinton Sts.  
1 mile from Dearborn Station.  
Burlington Route.  
Chicago, Milwaukee, St. Paul & Pacific.  
Gulf, Mobile & Ohio R. R. (The Alton Route)  
Pennsylvania Lines.
- All Santa Fe passenger trains for Chicago arrive and depart from Dearborn Station, corner Polk and Dearborn streets. Two blocks north of Dearborn Station, within easy walking distance, is a regular station of the Elevated Ry. Loop Line.

## Connections at Chicago

Santa Fe Trains arrive and depart from Dearborn Station  
UNLESS OTHERWISE NOTED, ALL TRAINS CARRY PULLMAN CARS OR COACHES

Time shown is Central Standard or Eastern Standard Time.

Chicago & Eastern Illinois Railroad										Monon Railroad				
SOUTH					NORTH					SOUTH		NORTH		
PM	PM	AM	PM	PM	PM	PM	AM	AM	PM	AM	AM	PM	PM	
*10.45	*8.00	*5.00	*3.45	Cen. Stand. Time	Ar	*9.45	*11.25	*7.50	*4.25	*10.05	Lv	Chicago	Ar	*4.30
12.56	10.29	*7.27	5.54	Ar	7.05	*8.57	5.05	1.42	*6.05	Ar	Louisville	Lv	*9.00	
2.30	12.35		7.06	Ar	5.50		3.35	11.55						
3.45	2.00		8.03	Ar	4.50		2.15	10.15						
*5.10	*3.40		*9.25	Ar	3.40		*1.00	*8.35						

Grand Trunk—Canadian National Railways										Erie Railroad					
EAST					WEST					EAST		WEST			
PM	PM	AM	PM	PM	AM	AM	PM	PM	PM	PM	AM	AM	PM		
*10.50	*8.10	*10.00	Lv	Cen. Stand. Time	Ar	*6.30	*7.25	*7.45	*9.10	*5.10	*9.30	Lv	Cen. Stand. Time		
7.35	7.35	5.45	Ar	Chicago	Ar	7.00	*3.40	12.30	PM	9.20	2.48	12.14	8.14	5.13	
4.36	1.34	3.10	Ar	Detroit	Lv	11.15		1.40	5.10	2.23	4.57	Ar	Akron	Lv	12.16
6.52	2.40	4.27	Ar	Lansing	Lv	2.10	4.21	4.24	6.30	3.44	6.06	Ar	Youngstown	Lv	10.47
9.00	4.05	5.45	Ar	Flint	Lv	12.50	3.30	3.12	10.10	7.28	9.21	Lv	Jamestown	Lv	7.34
3.25	8.55	10.05	Ar	Port Huron	Lv	11.20	2.30	1.50	2.47	11.19	1.14	Ar	Elmira	Lv	3.18
*10.30	*5.40	*7.30	Ar	Toronto	Lv	6.00	10.00	8.30	3.58	12.28	2.15	Ar	Binghamton	Lv	1.64
				Montreal	Lv	*9.15	*10.30	*11.00	b10.12	*6.30	*8.05	Ar	New York	Lv	*7.40

Grand Central Station, Harrison and Wells Streets (3/10 miles from Dearborn Station)										(C. & O. Ry.)				
EAST					WEST					EAST		WEST		
PM	PM	AM	PM	PM	AM	AM	PM	PM	PM	PM	AM	AM	PM	
*9.45	*3.50	*11.10	Lv	Cen. Stand. Time	Ar	*6.55	*7.25	*2.45	11.20	*4.15	Lv	Chicago	Ar	11.40
7.59	1.27	10.30	Ar	Chicago	Ar	9.15	11.35	6.30	6.20	*9.55	Ar	Grand Rapids	Lv	7.30
3.35	8.25	6.30	Ar	Pittsburgh	Lv	1.40	4.30	11.15	11.45		Ar	Muskegon	Lv	11.15
*4.40	*9.25	*8.40	Ar	Washington	Lv	*12.35	*3.20	*10.00	2.00		Ar	Traverse City	Lv	6.15
				Baltimore (Camden Sta.)	Lv				2.30		Ar	Charlevoix	Lv	4.19
									8.58		Ar	Petoskey	Lv	4.00
									10.45		Ar	Lansing	Lv	7.12
											Ar	Detroit	Lv	5.20

La Salle Street Station, La Salle and Van Buren Streets (1/2 mile from Dearborn Station)										New York Central System (Via Cleveland)			
EAST					WEST					EAST		WEST	
PM	PM	AM	PM	PM	AM	AM	PM	PM	PM	PM	AM	AM	PM
9.45	4.25	3.30	2.30	11.30	1.45	12.30	Lv	Chicago	Ar	8.55	8.00	3.45	6.10
2.55	9.22		7.17	4.45	7.55	6.45	Ar	Toledo	Lv	12.45	2.35		
5.20	11.20		9.12	7.03	10.55	10.30	Ar	Cleveland	Lv	10.50	12.25		
10.05	3.25		12.25	11.05			Ar	Buffalo	Lv	1.15	7.17	8.00	
7.35	12.35	8.30		6.55			Ar	New York (G.C. Term.)	Lv	3.49	5.00	10.15	
9.30		10.20					Ar	Boston	Lv	2.50		8.00	

New York Central System (Via Detroit)										New York Central—Canadian Pacific				
EAST					WEST					EAST		WEST		
PM	PM	AM	PM	PM	AM	AM	PM	PM	PM	PM	AM	AM	PM	
k11.01	*7.50	*4.00	*1.00	*9.00	12.01	Lv	Chicago	Ar	*4.40	*8.10	12.15	12.15	*4.15	*9.30
7.30	2.30	10.10	7.05	4.05	7.30	Ar	Detroit	Lv	*10.45	3.35	7.45	7.45	*12.05	*5.15
		7.43					Ar	Niagara Falls	Lv					
		*8.45		12.05	9.25		Ar	Buffalo (Cent. Ter.)	Lv	10.10	2.30	2.30		
				8.00	6.15		Ar	New York (G.C. Terminal)	Lv	11.45	5.35	5.15		
				10.20			Ar	Boston	Lv	*9.45				

Nickel Plate Road										New York Central—Chesapeake & Ohio					
EAST					WEST					EAST		WEST			
PM	AM	PM	PM	AM	AM	PM	PM	PM	PM	PM	AM	AM	PM		
*10.30	*10.20	Lv	Chicago	Ar	*6.35	*3.00			*7.50	*9.00	12.01	Lv	Chicago	Ar	*8.10
7.10	6.30	Ar	Cleveland	Lv	10.69	8.25			2.30	4.05	7.30	Ar	Detroit	Lv	3.35
*11.40	*10.35	Ar	Buffalo	Lv	6.45	4.30			8.15	10.25	3.30	Ar	Toronto	Lv	10.25
*4.10	*4.45	Ar	New York	Lv	*10.15	*6.30			5.40	7.25	10.30	Ar	Montreal	Lv	3.30
									*10.20	*1.00	5.00	Ar	Quebec	Lv	*6.45

Central Station, Michigan Ave. and Roosevelt Road (8/10 miles from Dearborn Station)										Reference Marks					
EAST					WEST					EAST		WEST			
PM	AM	PM	PM	AM	AM	PM	PM	PM	PM	PM	AM	AM	PM		
*3.30	*9.35	Lv	Chicago	Ar	*1.25	*1.25	*9.30		*7.50	*9.00	12.01	Lv	Chicago	Ar	*8.10
7.00	1.35	Ar	Indianapolis	Lv	9.40	9.40	5.55		2.30	4.05	7.30	Ar	Detroit	Lv	3.35
10.25	5.25	Ar	Cincinnati	Lv	8.30	8.30	4.39		8.15	10.25	3.30	Ar	Toronto	Lv	10.25
2.42	8.05	Ar	Richmond	Lv	5.10	8.53	10.39		5.40	7.25	10.30	Ar	Montreal	Lv	3.30
5.20	11.00	Ar	Norfolk (Motor Coach)	Lv	2.05	6.16	7.00		*4.10	*8.00		Ar	Washington	Lv	*5.35
*4.11	*8.00	Ar	Washington	Lv	*5.35	*8.41	*10.30					Ar	Quebec	Lv	*6.45

Reference Marks shown below apply to this page only and are not shown on pages 14 and 15:

- \* Daily.
- † Daily except Sunday.
- ‡ Except Saturday.
- § Sunday only.
- a Arrives New York 9:35 a.m. Sun. mornings.
- b Ar. Barclay Street, Daily.
- d Except Sat. and Sun.
- k Saturday only.
- © Windsor Station.

Connections at Chicago

UNLESS OTHERWISE NOTED, ALL TRAINS CARRY PULLMAN CARS OR COACHES

Time shown is Central Standard or Eastern Standard Time

Union Station, Canal, Adams, Jackson and Clinton Streets (1 mile from Dearborn Station)

Pennsylvania R. R.

(All trains shown in this table are daily unless otherwise indicated)

Table with columns for EAST and WEST directions, listing train times for Pennsylvania R. R. routes including Chicago, Pittsburgh, Washington, and New York.

Pennsylvania-Norfolk and Western

Table with columns for SOUTH and NORTH directions, listing train times for Pennsylvania-Norfolk and Western routes including Chicago, Indianapolis, and Norfolk.

Connections at Kansas City (Union Station)

Missouri Pacific R. R.

Table with columns for EAST and WEST directions, listing train times for Missouri Pacific R. R. routes including Kansas City, Sedalia, and St. Louis.

Chicago, Burlington & Quincy R. R.

Table with columns for EAST and WEST directions, listing train times for Chicago, Burlington & Quincy R. R. routes including Kansas City, Brookfield, and Quincy.

Missouri-Kansas-Texas R. R.

Table with columns for SOUTH and NORTH directions, listing train times for Missouri-Kansas-Texas R. R. routes including Kansas City, Parsons, and Dallas.

Frisco Lines

Table with columns for SOUTH and NORTH directions, listing train times for Frisco Lines routes including Kansas City, Fort Scott, and Memphis.

Wabash Ry.

Table with columns for EAST and WEST directions, listing train times for Wabash Ry. routes including Kansas City, Moberly, and St. Louis.

C. R. I. & P. Ry.

Table with columns for EAST and WEST directions, listing train times for C. R. I. & P. Ry. routes including Kansas City, Des Moines, and St. Paul.

Chicago Great Western R. R.

Table with columns for NORTH and SOUTH directions, listing train times for Chicago Great Western R. R. routes including Kansas City, Des Moines, and Waterloo.

Kansas City Southern Ry.

Table with columns for SOUTH and NORTH directions, listing train times for Kansas City Southern Ry. routes including Kansas City, Pittsburg, and Joplin.

Connections at Kansas City (Union Station)

UNLESS OTHERWISE NOTED, ALL TRAINS CARRY PULLMAN CARS OR COACHES

Time shown is Central Standard or Eastern Standard Time.

Connections at St. Louis (Union Station)

Pennsylvania R. R.

Table with columns for EAST and WEST directions, listing train times for Pennsylvania R. R. routes including St. Louis, Terre Haute, and New York.

New York Central System (Big Four)

Table with columns for EAST and WEST directions, listing train times for New York Central System routes including St. Louis, Indianapolis, and Boston.

Louisville & Nashville R. R.

Table with columns for SOUTH and NORTH directions, listing train times for Louisville & Nashville R. R. routes including St. Louis, Evansville, and Nashville.

Illinois Central R. R.

Table with columns for SOUTH and NORTH directions, listing train times for Illinois Central R. R. routes including St. Louis, Memphis, and New Orleans.

Baltimore & Ohio R. R.

Table with columns for EAST and WEST directions, listing train times for Baltimore & Ohio R. R. routes including St. Louis, Cincinnati, and Baltimore.

Wabash Ry.

Table with columns for EAST and WEST directions, listing train times for Wabash Ry. routes including St. Louis, Decatur, and Detroit.

Santa Fe Movies

For showing to organized groups and clubs—in 16mm. Color and Sound. No rental charge. Write for free catalog and other information.

FILM BUREAU, SANTA FE RAILWAY 80 East Jackson Blvd., Chicago 4, Illinois

Fred Harvey INDIAN MUSEUM

Passengers stopping over in Albuquerque are invited to visit the Indian Building adjacent to the Railway Station containing one of the world's finest exhibits of Indian arts and crafts.

ALBUQUERQUE, NEW MEXICO

Reference Notes

Reference Marks shown below apply to this page and are not shown on pages 14 and 15.

- \* Daily.
Δ Connecting train change at Harrisburg and Baltimore.
⊙ Via Greyhound Bus. Rail tickets honored.

Connections at Denver

Table with columns for WEST, EAST, STATIONS, and times. Includes routes to Colorado Springs, Pueblo, Royal Gorge, Grand Junction, Salt Lake City, Cheyenne, Boise, Portland, Tacoma, Seattle, Ogden, Reno, Sacramento, Oakland, San Francisco, Salt Lake (M.S.T.), Winnemucca, Sacramento, Stockton, Oakland, San Francisco, Denver (M.S.T.), Boulder, Cheyenne, Casper, Billings.

Minimum Rail and Pullman Ticket Requirements

Minimum of one and one-quarter adult rail tickets for exclusive occupancy of drawing-room (Berth Service); charges for fractional tickets are based on one-way first-class fares. Only one railroad ticket is required for occupancy of a roomette alone, duplex roomette, bedroom or compartment. (Berth Service). Fractional extra fare tickets also required on Super Chief on above basis.

Reference Notes

Reference Marks shown below apply to this page only and are not shown on pages 14 and 15. \* Daily. (M.S.T.) Mountain Standard Time. (P.S.T.) Pacific Standard Time. ⊕ Leaves Sunday, Wednesday and Friday. ⊕ Arrives Monday, Thursday and Saturday. ⊕ S. F. Trailways Motor Coach between Los Angeles and Bakersfield. ⊕ On call.

Connections at Houston

Table with columns for WEST, EAST, STATIONS, and times. Includes routes to Central Standard Time, Houston, Rosenberg, San Antonio, Houston, Beaumont, New Orleans.

Missouri Pacific Lines

Table with columns for SOUTH, NORTH, STATIONS, and times. Includes routes to Houston, Corpus Christi, Harlingen, Brownsville, Houston, Beaumont, New Orleans.

Connections at Merced

Table with columns for EAST, WEST, STATIONS, and times. Includes routes to A. T. & S. F. Ry., Pacific Standard Time, San Francisco, Oakland, Richmond, Merced (S. F. Sta.), Los Angeles, Bakersfield, Fresno, Merced (S. F. Sta.), Merced (S. P. Sta.), Yosemite.

Illustration of a man pointing to a sign that says 'WHATEVER you're shipping specify safe, swift, sure RAILWAY EXPRESS AGENCY'.

MISCELLANEOUS INFORMATION

NOT RESPONSIBLE. The Atchison, Topeka & Santa Fe Railway System will not be responsible for errors in these time tables, nor for inconvenience or damage resulting from delayed trains, or failure to make connections. Schedules herein are subject to change without notice.

BUY TICKETS before boarding trains. ONLY ONE COUPON required for passage between any two points on Santa Fe System Lines. Coupon should read for account of "AT&SF System."

PREPAID TICKETS. Tickets can be furnished anywhere on order and deposit given to your Santa Fe agent. Ask for information as to delivery of tickets at any point in the United States by placing order and making deposit at destination. Berth and cash for incidentals included if desired. This service is attractive and extensively used for transportation of elderly people, invalids, students. Wherever it is desirable to make payment to any Santa Fe agent or representative for ticket and reservations same will be delivered or mailed to passengers upon request.

CHAIR CARS. Moderate special service charge is made for reserved seats in chair cars on the San Francisco Chief, Trains 1-2, The Chief, Trains 19-20 and Super Chief section of Trains 17 and 18 when operated during summer season. A limited number of reserved chair car seats at moderate charge are also available on the San Diegos, Trains 72 and 79 between Los Angeles and San Diego. No charge for chair car seats on other trains. An extra charge is made for Parlor Car seats on all trains so equipped.

CHILDREN under 5 years of age, when accompanied by parent or guardian, will be carried free. Children 5 years and under 12 years, one-half fare. Children 12 years of age or over, full fare. Children of all ages up to and including 11 years, will be charged one half the adult extra fare on El Capitan, Trains 17 & 18. Children of any age occupying exclusively a reserved seat on the Chief, Trains 19 & 20, or the San Francisco Chief, Trains 1 & 2, will be charged regular adult seat fare.

ADJUSTMENT OF FARES. In cases of dispute with conductors or agents, pay the fare required, take receipt and communicate with the General Passenger Traffic Manager.

REDEMPTION OF TICKETS. Tickets unused, or partly used, will be redeemed under tariff regulations at proper value.

STOP-OVERS. First-class One-way and One-way Coach tickets have a transit limit of thirty days and stop-overs are allowed at all points en route within that limit. All Round-trip tickets allow liberal stop-overs within final return limit. Passengers must notify conductor before arrival at stop-over point if stop-over is desired.

AIR-CONDITIONED TRAINS. All regular cars on most Santa Fe main line trains are shown in this timetable folder as air-conditioned and every effort is made to provide such cars as specified. However, the Santa Fe reserves the right to use non-air-conditioned cars on these trains when operating necessities demand they be used.

INVALIDS OR DISABLED PERSONS will not be permitted to occupy wheel or invalid chairs, or cots or stretchers while traveling in chair car, Pullman sleeping car, parlor car, or baggage car. Such conveyances may be used to assist in taking invalid or disabled persons into and out of train, if such passengers will occupy regular accommodations and are accompanied by attendant holding transportation who will take care of them enroute, also entering and leaving the train. Wheel chair, cot or stretcher will be handled in baggage car and included in weight and value of passengers' baggage allowance.

DRINKING CUPS. For the convenience of passengers free drinking cups provided in all cars.

PILLOW SERVICE. Chair car passengers may rent pillows from news agents on all principal trains. On Trains 19 and 20, the Chief, Trains 17 and 18, El Capitan and Trains 1 and 2, the San Francisco Chief, the charge is \$.50 for entire trip. On all other trains the charge is \$.35 per night.

BAGGAGE. Passengers should check all baggage except that needed enroute. Check a day in advance if possible. Checkable baggage is defined as personal effects but does not include liquids, jewelry, cameras, money, negotiable papers, fragile articles, typewriters, radios or foodstuffs. Household goods must not be included in checked baggage.

A service charge of 25c for each suitcase or other piece of hand baggage and 50c for each trunk will be made at time of checking.

Baggage not exceeding 150 pounds nor \$100 valuation for each adult ticket, and one half of this allowance for each child's ticket, will be transported without additional charge. No single piece exceeding 300 pounds, or single shipment exceeding \$2500 will be checked. No carton exceeding 50 pounds will be checked.

Baggage not exceeding 300 pounds or \$200 valuation will be checked on each Family Plan ticket.

Intrastate in California. Service charge will not apply. Limitations on valuation are as follows: trunk \$100, valise, suitcase or traveling bag \$50, and box, bundle or package \$10.

Valuation of baggage must be declared in writing at time of checking.

Baggage with declared valuation exceeding \$100 will be charged for at the rate of 25 cents for each additional \$100. Exception; California Intrastate 20 cents.

Delivery service may be arranged with Special Delivery checks in principal cities direct to Steamship Piers, hotels and business or private addresses, on C.O.D. basis.

BAGGAGE-REMAINS. Remains may be checked to and from all points on the Santa Fe System where regularly scheduled passenger train service is maintained. Consult General Baggage Agent as to what points remains may be checked and handled in other classes of service. Super Chief-El Capitan: Will handle only a limited amount of checked handbaggage and remains. When operated separately one section will handle checked baggage and remains for all points where train stops.

The Chief, Train 20: Baggage compartment is locked between La Junta-Dodge City and Newton-Kansas City and checked baggage and/or remains will not be handled to, from or between any stations intermediate to these terminals.

BAGGAGE INSURANCE. Insurance covering full value of passengers' baggage and personal effects for entire trip away from home is sold at principal offices.

BABY CARRIAGES, BICYCLES (not motorcycles), COTS, GOLF BAGS, GUNS, STRETCHERS AND WHEEL OR INVALID CHAIRS, will be checked and included in usual allowance subject to tariff regulations.

DOGS, CATS and SMALL HOUSEHOLD PETS will be handled in baggage car subject to tariff regulations and charges with the following exceptions: The Chief, Train 20, to or between stations intermediate to La Junta and Dodge City, Newton and Kansas City.

Passengers occupying private rooms including roomettes in Pullman cars may take not exceeding two animals in any one room PROVIDED they are carried in and out of car in baskets or other containers; however, dogs may be on leash and muzzled in lieu of in container. The carrying of dogs, cats, etc. in chair cars or coaches is prohibited.

FREE SELF SERVICE BAGGAGE CARTS available at many Santa Fe Stations. Consult agent regarding location.

HAND BAGGAGE IN PULLMANS is restricted to what can be conveniently placed in berth or seat occupied by passenger.

LOST ARTICLES. Inquiry for lost articles should be directed to General Baggage Agents at Topeka, Kans. or Los Angeles, Calif., and Passenger Traffic Managers at Galveston and Amarillo, Tex. Inquiry for articles lost in Pullman cars should be referred to nearest District Superintendent of The Pullman Company.

The carriers are not responsible for unchecked articles carried in passenger cars or left in stations. PARCEL ROOMS. Parcel rooms will be found at the principal stations, where packages, hand baggage, etc., may be checked and cared for at a nominal charge.

MIXED TRAINS. Carry both freight and passengers, and though run as nearly as possible on schedule time they are liable to be delayed. Baggage is carried only on such trains of this class as are provided with baggage cars, in the absence of which it will be accepted for shipment only on other passenger trains, trucks, or as freight in the usual manner.

STANDARDS OF TIME USED. Central Standard time is used on all divisions of the Santa Fe east of Dodge City and Scott City, Kan., and Clovis, N.M. West of these points and east of Needles and Parker, Ariz., Mountain Standard time, which is one hour slower than Central Standard time is used. At Needles and Parker, Ariz., and west thereof, Pacific Standard time which is two hours slower than Central Standard time is used.

TRAVELERS AID SOCIETIES. Representatives of Travelers Aid Societies are at many of the larger stations for purpose of relieving distress and assisting the unprotected. Those in need of such service should inquire of station force for representative of the Travelers Aid Society.

EXPRESS AND TELEGRAPH. Railway Express Agency Inc., also the Western Union Telegraph Co., operate along the Santa Fe. Wherever there is a station agent, you will find a telegraph office. Telegraph blanks supplied in sleeping cars and parlor cars.

TAX ON TRANSPORTATION. Federal tax of 10% on transportation and state taxes are not included in rail fares and sleeping or parlor car charges shown herein.

COURIER NURSES on Trains 1 and 2, San Francisco Chief and Trains 17 and 18, El Capitan are carefully chosen registered nurses well qualified to assist passengers who require their free and friendly service.

Attendant and Transfer Service

Santa Fe trains at Chicago, Kansas City, Pueblo, Colorado Springs, Denver, Lamy, Phoenix, San Bernardino, Los Angeles, San Diego, San Francisco, Oakland, Wichita, Tulsa, Oklahoma City, Ft. Worth, Dallas, Houston, Galveston, Amarillo and El Paso are met by a corps of uniformed attendants, whose duty it is to assist passengers in reaching omnibuses or street cars, or direct them to the auto or taxi-cab service in the station. Also they will carry hand baggage. Wheel chairs are furnished for invalids, the aged, etc.

In general guides wear a blue uniform and red cap, distinguishing them from other employees. At Galveston, the uniform and caps are red. Details of transfer service follow:

Chicago, Ill.—Dearborn Station—A uniformed agent of the Railroad Transfer Service, Inc. will arrange for transfer of passengers and baggage to other stations or for the handling of baggage from Dearborn Station to any city address. The Yellow Cab Company provides taxicabs.

Passengers and their hand baggage will be transferred by Railroad Transfer Service to other depots upon surrender of transfer coupon from their through ticket.

Transfer and Storage of Hand Baggage between Trains: Passengers holding tickets through Chicago, including Railroad Transfer Service coupon, and having more than three hours between trains, may deliver their hand baggage to the Railroad Transfer Service Desk at incoming depots at cost of 25c per piece transfer charge plus nominal parcel room charge, and receive claim check for reclaiming baggage at parcel room (24 hours storage) of outgoing depots. The Railroad Transfer Service coupon included as part of your through ticket—also provides transfer in Railroad Transfer Service vehicles from your incoming depot to outgoing depot.

Table with columns for Station, Taxicab or Transfer For Passengers, and Transfer or Handling Of Baggage. Lists various cities and the services provided at each.

Stockton, Calif. Terminal 44 Fourth St. Yellow Cab Co. Union Transfer Co., Ltd.

Tulsa, Okla. Santa Fe Yellow Cab Co. Yellow Cab & Bag. Co. Yellow Cab & Bag. Co. Wichita, Kans. Santa Fe-R-I-SLSF Vets Cab Co. Sullivan Transfer Co.

Where no transfer concerns are mentioned the traveling public will find the usual local taxicabs available for use. Persons patronizing the regularly authorized transfer facilities are assured of efficient service, courteous treatment and reasonable fares.

# EAST-WEST ROUND TRIP FARES

In effect April 24, 1960  
(Federal tax 10% not included)  
Subject to change without notice.

## CALIFORNIA

(Federal tax 10% not included). Subject to change without notice.

FROM	TO	SAN FRANCISCO				SAN FRANCISCO			
		San Francisco, Oakland, Santa Barbara, Los Angeles, Long Beach, San Diego and San Pedro				One-way via Vancouver and Canadian Rockies			
		Santa Fe going and returning, or one-way via any other direct route.				One-way via Portland or Seattle			
		First Class		Coach		First Class		Coach	
CHICAGO		\$139.45	\$104.40	\$154.45	\$114.90	\$164.45	\$125.40	\$164.45	\$125.40
JOLIET		139.45	104.40	154.45	114.90	164.45	125.40	164.45	125.40
ST. LOUIS		131.95	99.10	146.95	109.60	156.95	120.10	156.95	120.10
KANSAS CITY		113.95	87.60	128.95	98.10	148.93	116.15	148.93	116.15
MINNEAPOLIS AND ST. PAUL		136.05	104.40	151.05	114.90	161.05	125.40	161.05	125.40
OMAHA		113.95	87.60	128.95	98.10	148.93	116.15	148.93	116.15
NEW ORLEANS		131.95	103.50	174.16	129.98	184.16	140.48	184.16	140.48
GALVESTON		116.65	88.45	149.39	112.40	159.39	122.90	159.39	122.90
HOUSTON		113.45	85.85	145.74	109.55	155.74	120.05	155.74	120.05
DALLAS		101.95	79.65	145.74	109.55	155.74	120.05	155.74	120.05
FT. WORTH		99.90	79.65	145.74	109.55	155.74	120.05	155.74	120.05
AMARILLO		85.95	67.10	134.27	100.29	150.02	115.89	150.02	115.89
OKLAHOMA CITY		103.80	81.10	136.64	103.59	148.93	115.89	148.93	115.89
DENVER		88.95	70.20	113.45	88.70	157.16	122.20	157.16	122.20

## ARIZONA

## COLORADO

FROM	TO	Phoenix		Grand Canyon		Kingman		Flagstaff		Winslow		Denver		Colorado Springs	
		First Class	Coach	First Class	Coach	First Class	Coach	First Class	Coach	First Class	Coach	First Class	Coach	First Class	Coach
CHICAGO		\$132.55	\$99.55	\$127.30	\$95.65	\$128.40	\$96.35	\$116.60	\$87.50	\$112.50	\$84.40	\$71.95	\$53.95	\$71.95	\$53.95
ST. LOUIS		120.00	85.85	114.70	82.50	115.85	82.85	104.05	74.40	99.95	71.45	63.30	45.25	62.60	44.75
KANSAS CITY		100.60	75.60	95.35	71.75	96.45	72.45	84.70	63.60	80.55	60.50	44.40	33.30	43.20	32.50
OMAHA		107.85	77.10	101.05	72.75	102.15	73.10	90.40	64.65	86.30	61.70				
GALVESTON		101.05	75.95	98.40	74.10	99.55	74.75	87.75	65.90	83.65	62.80	79.05	59.35	73.95	55.55
HOUSTON		97.35	73.20	94.70	71.35	95.85	71.95	84.05	63.15	79.95	60.05	75.35	56.60	70.25	52.80
DALLAS		86.65	65.55	84.00	63.75	85.15	64.35	73.30	55.55	69.20	52.45	58.00	43.55	52.95	39.75
FT. WORTH		84.30	63.80	81.65	61.95	82.80	62.60	71.00	53.75	66.90	50.65	55.65	41.75	50.60	38.00
AMARILLO		64.25	48.30	57.50	43.40	60.70	44.00	46.80	35.20	42.70	32.10	59.10	44.35	54.00	40.55
OKLAHOMA CITY		88.45	66.35	90.05	67.80	91.20	68.50	79.40	59.65	75.30	56.55	49.65	37.25	45.40	34.05
DENVER		74.70	56.15	67.90	51.25	69.10	51.90	57.25	43.05	53.20	40.00			5.25	3.90

## NEW MEXICO

FROM	TO	Albuquerque		Santa Fe		Lamy		Las Vegas		Roswell		Carlsbad		Gallup	
		First Class	Coach	First Class	Coach	First Class	Coach	First Class	Coach	First Class	Coach	First Class	Coach	First Class	Coach
CHICAGO		\$ 93.70	\$70.30	\$ 90.65	\$68.40	\$ 89.00	\$66.75	\$ 84.50	\$63.20	\$ 85.25	\$63.95	\$90.45	\$67.90	\$103.65	\$77.80
ST. LOUIS		81.15	58.00	78.15	56.30	76.50	54.65	71.95	51.45	72.70	51.95	78.15	55.70	91.10	65.15
KANSAS CITY		61.75	46.35	58.75	44.50	57.10	42.85	52.55	39.45	53.30	40.05	58.60	43.95	71.75	53.85
OMAHA		67.45	48.25	64.50	46.60	62.85	44.95	58.30	41.70	67.15	48.05	72.40	51.75	77.45	55.40
GALVESTON		66.90	50.25	73.20	55.40	71.55	53.75	75.30	57.05	55.70	41.85	60.90	45.75	74.80	56.15
HOUSTON		63.20	47.50	69.55	52.60	67.90	50.95	71.60	54.30	52.05	39.10	67.25	43.00	71.10	53.40
DALLAS		52.50	39.85	58.80	45.00	57.15	43.35	57.50	43.20	41.30	31.45	46.50	35.40	60.40	45.80
FORT WORTH		50.15	38.10	56.45	43.25	54.80	41.60	55.15	41.40	38.95	29.70	44.15	33.60	58.05	44.00
AMARILLO		26.00	19.50	33.10	24.65	31.45	23.00	35.20	26.40	14.75	11.15	19.95	15.05	33.90	25.45
OKLAHOMA CITY		57.35	44.15	54.85	42.10	53.20	40.45	48.65	37.10	47.35	35.50	52.55	39.45	66.45	49.90
DENVER		33.20	24.95	30.15	23.10	28.50	21.45	24.00	18.05	48.10	36.40	53.30	40.40	44.30	33.25

## OKLAHOMA

## TEXAS

FROM	TO	Tulsa		Oklahoma City		Amarillo		Dallas-Ft. Worth		Houston		Galveston	
		First Class	Coach	First Class	Coach	First Class	Coach	First Class	Coach	First Class	Coach	First Class	Coach
CHICAGO		\$ 49.10	\$36.85	\$ 55.70	\$41.85	\$ 70.50	\$52.90	\$ 66.30	\$49.75	\$ 82.70	\$62.35	\$86.35	\$65.10
JOLIET		46.50	34.90	53.20	39.85	67.90	51.00	63.70	47.80	74.35	56.10	77.80	58.70
ST. LOUIS		36.55	26.15	39.85	28.50	57.25	40.95	53.75	38.45	71.05	50.85	74.75	53.50
KANSAS CITY		17.15	12.95	23.85	17.90	38.60	28.95	34.40	25.80	51.70	38.85	55.40	41.60
OMAHA		31.00	22.20	37.70	26.95	52.45	37.50	48.25	34.50	65.55	46.90	69.20	49.55
OKLAHOMA CITY						* 14.30	*10.75			33.00	24.85	36.70	27.60
DENVER		58.00	43.55	49.65	37.25	* 55.65	*41.75			75.35	56.60	79.05	59.35

## MISSOURI

## KANSAS

## SPECIAL SERVICE CHARGE—SAN FRANCISCO CHIEF

FROM	TO	Kansas City		Topeka		Newton		Wichita	
		First Class	Coach	First Class	Coach	First Class	Coach	First Class	Coach
CHICAGO		\$ 31.90	\$22.80	\$ 36.55	\$27.45	\$ 44.80	\$33.65	\$ 46.70	\$35.05
CHICAGO		35.30	25.25						
JOLIET		29.35	22.05	33.90	25.50	42.20	31.70	44.10	33.05
KANSAS CITY				4.60	3.50	12.90	9.70	14.80	11.15
OKLAHOMA CITY		23.85	17.90	22.70	17.05	13.85	10.45	11.95	9.00

## TRAINS 1 & 2, AND CHIEF, TRAINS 19 & 20

(Reserved chair car seats)

BETWEEN	Chicago	Kansas City	La Junta	Amarillo	Clovis	Albuquerque or Belen	Ash Fork
Kansas City, Mo.	\$0.50						
La Junta, Colo.	1.00	\$0.50					
Amarillo, Tex.	1.00	0.50					
Clovis, N. M.	1.00	0.50		\$0.50			
Albuquerque, N. M.	1.50	1.00	\$0.50				
Belen, N. M.	1.50	1.00		0.50	0.50		
Ash Fork, Ariz.	1.50	1.50	1.00	1.00	1.00	\$0.50	
Barstow, Calif.	2.00	2.00	1.50	1.50	1.50	1.00	\$0.50
Los Angeles, Calif.	2.00	2.00	1.50			1.00	1.00
Richmond, Calif.	2.00	2.00		2.00	2.00	1.50	1.00

DATES OF SALE: Tickets on sale daily. RETURN LIMIT: Six months.

†Fare to Los Angeles and San Diego; fare to San Francisco slightly higher.  
\*Via Amarillo—Fare via Albuquerque to Roswell, \$59.50 first class, \$44.65 coach; Carlsbad, \$64.70 first class, \$48.50 coach.  
\*Via Albuquerque \*One way via St. Louis \*To Ft. Worth †One way via Omaha—Westbound

First class tickets will be honored in standard Pullman sleepers upon payment of the Pullman rate for the accommodations occupied. Coach tickets will be honored in coaches or chair cars only. STOPOVERS are allowed at all points enroute within limit of tickets.

# SLEEPING CAR ROOM AND UPPER BERTH RATES

SUITE . DRAWING ROOM . COMPARTMENT . BEDROOM . ROOMETTE . DUPLEX ROOMETTE . UPPER BERTH RATES  
Are Shown Opposite Lower Berth Rates.  
PULLMAN RATES effective April 24, 1960. (Federal Tax 10% not included.)

Where Lower Berth Is	STANDARD CAR RATE WILL BE										Where Lower Berth Is	STANDARD CAR RATE WILL BE											
	Upper Berth	DUPLEX-ROOMETTE	ROOMETTE	BEDROOM		COMPARTMENT		DRAWING ROOM		SUITE		Upper Berth	DUPLEX-ROOMETTE	ROOMETTE	BEDROOM		COMPARTMENT		DRAWING ROOM		SUITE		
				One Pass.	Two Pass.	One Pass.	Two Pass.	One Pass.	Two Pass.						One Pass.	Two Pass.	One Pass.	Two Pass.	One Pass.	Two Pass.		One Pass.	Two Pass.
\$5.80	\$4.40	\$6.35	\$8.10	\$10.90	\$12.75	\$11.55	\$13.85	\$15.90	\$19.35	\$21.85	\$15.50	\$11.80	\$17.05	\$21.70	\$29.60	\$34.25	\$31.05	\$37.25	\$42.70	\$52.00	\$59.15		
5.90	4.50	6.45	8.25	11.20	12.95	11.75	14.10	16.20	19.75	22.35	15.90	12.10	17.55	22.20	30.10	34.95	31.80	38.15	43.70	53.25	60.25		
6.30	4.75	7.00	8.75	12.05	13.95	12.65	15.15	17.40	21.15	24.10	16.20	12.35	17.85	22.70	30.80	35.70	32.40	38.90	44.55	54.30	61.65		
6.70	5.15	7.40	9.40	12.75	14.65	13.40	16.05	18.40	22.40	25.45	16.70	12.70	18.35	23.25	31.65	36.65	33.40	40.05	45.90	55.90	63.35		
7.05	5.40	7.85	9.95	13.40	15.50	14.10	16.95	19.40	23.65	26.75	17.00	12.90	18.85	23.75	32.25	37.40	34.05	40.80	46.80	57.00	64.50		
7.55	5.65	8.30	10.55	14.40	16.65	15.10	18.10	20.75	25.25	28.80	17.35	13.20	19.05	24.30	32.95	38.10	34.65	41.60	47.65	58.05	65.90		
7.90	6.10	8.75	11.05	15.10	17.50	15.85	19.00	21.75	26.55	30.15	17.70	13.55	19.45	24.75	33.65	39.05	35.40	42.50	48.70	59.35	67.30		
8.30	6.30	9.15	11.60	15.80	18.20	16.60	19.90	22.80	27.75	31.55	18.10	13.70	19.95	25.25	34.35	39.75	36.15	43.40	49.75	60.55	68.70		
8.70	6.65	9.65	12.20	16.65	19.20	17.45	20.90	23.95	29.20	33.30	18.45	14.00	20.30	25.85	35.10	40.60	36.90	44.30	50.75	61.85	70.20		
9.20	6.95	10.15	12.80	17.50	20.20	18.40	22.10	25.30	30.80	35.00	18.85	14.30	20.70	26.25	35.75	41.35	37.65	45.20	51.80	63.10	71.50		
9.50	7.15	10.55	13.25	18.15	20.95	19.05	22.85	26.20	31.90	36.25	19.10	14.55	21.05	26.80	36.25	42.05	38.20	45.85	52.55	64.00	72.55		
9.95	7.55	10.95	13.80	18.90	21.90																		

# RAILROAD AND PULLMAN FARES

RAIL FARES in effect April 24, 1960. PULLMAN RATES quoted by Pullman Co., in effect April 24, 1960. Subject to change without notice. (Federal tax 10% not included).

For Explanation of Reference Notes see page 45

BETWEEN	RAIL FARES		PULLMAN RATES	BETWEEN	RAIL FARES		PULLMAN RATES	BETWEEN	RAIL FARES		PULLMAN RATES
	One-Way First-Class	One-Way Coach	STANDARD Lower Berth		One-Way First-Class	One-Way Coach	STANDARD Lower Berth		One-Way First-Class	One-Way Coach	STANDARD Lower Berth
<b>Albuquerque and</b>				<b>Dallas and</b>				<b>Kansas City and</b>			
El Paso.....	\$ 9.77	\$ 7.34	\$ 5.80	Denver.....	\$32.21	\$24.18	\$10.20	Albuquerque.....	\$34.30	\$25.74	\$12.25
Hutchinson.....	25.87	19.41	9.50	Houston.....	10.93	7.83	5.80	Amarillo.....	21.43	16.08	8.70
Long Beach.....	35.10	26.38	*12.25	Galveston.....	12.98	9.29	5.80	Ash Fork.....	49.22	36.96	17.00
Los Angeles.....	34.26	25.74	12.25	Los Angeles.....	\$56.50	\$42.38	17.70	Barstow.....	62.49	46.90	20.15
Phoenix.....	23.08	17.35	8.70	(via Sweetwater).....				Bakersfield.....	67.86	48.48	20.80
San Francisco.....	45.98	34.47	13.25	Los Angeles (via Sweetwater-Grand Can.).....	\$64.80	\$48.78	23.50	Bartlesville.....	7.96	6.00	5.80
Williams.....	14.70	11.07	6.70	San Francisco.....	\$70.91	\$53.18	20.15	Carlsbad.....	32.53	24.40	9.60
<b>Amarillo and</b>				San Francisco (via Grand Canyon).....	\$79.21	\$59.58	25.95	Colorado Springs.....	24.00	18.03	7.55
Long Beach.....	46.84	35.13	*15.50	<b>Denver and</b>				Clovis.....	25.43	19.09	9.50
Los Angeles.....	46.84	35.13	15.50	Albuquerque.....	18.42	13.84	8.70	Dallas.....	19.11	14.32	7.55
Los Angeles (via Grand Canyon).....	55.14	41.53	21.30	El Paso.....	28.18	21.14	11.45	Denver.....	24.65	18.50	7.55
San Diego.....	\$49.05	\$36.79	*15.50	Flagstaff.....	47.03	35.31	16.20	Dodge City.....	13.06	9.80	5.80
San Francisco.....	58.59	43.94	17.00	Lamy.....	15.83	11.89	7.55	El Paso.....	37.41	28.09	12.25
Williams.....	27.31	20.53	9.50	Las Vegas.....	13.32	10.01	6.70	Flagstaff.....	47.03	35.31	16.20
<b>Ash Fork and Phoenix.....</b>	7.49	5.63	5.80	Long Beach.....	52.68	39.51	*17.70	Ft. Worth.....	19.11	14.32	7.55
<b>Bakersfield and</b>				Los Angeles, San Diego or San Francisco.....	52.68	39.51	17.70	Galveston.....	30.77	23.11	10.20
San Francisco.....	11.71	8.79	5.80	Los Angeles (via Grand Canyon).....	60.98	45.91	23.50	Grand Canyon.....	52.52	40.69	18.10
<b>Belen and</b>				Phoenix.....	27.57	20.69	9.50	Guthrie.....	13.23	9.93	5.80
Los Angeles.....	33.58	25.22	12.25	Oklahoma City.....	41.49	31.17	14.70	Houston.....	28.71	21.57	10.20
Los Angeles (via Grand Canyon).....	41.88	31.62	18.05	Williams.....	33.11	24.91	13.25	Hutchinson.....	8.41	6.33	5.80
<b>Carlsbad and</b>				<b>Dodge City and</b>				Independence.....	6.38	4.81	5.80
Belen.....	16.35	12.27	5.80	Colorado Springs.....	12.09	9.07	5.80	La Junta.....	20.88	15.67	7.55
Los Angeles.....	\$44.54	\$33.41	*14.05	Denver.....	14.91	11.18	5.80	Lamy.....	31.72	23.78	11.45
San Francisco.....	\$59.93	\$44.95	*15.90	Los Angeles.....	55.49	41.62	*17.70	Los Vegas.....	29.19	21.90	10.20
Williams.....	30.39	22.85	7.90	San Diego.....	55.57	41.67	*17.70	Long Beach.....	67.86	48.48	*20.80
<b>Chicago and</b>				San Francisco.....	60.50	45.38	18.45	Los Angeles (via Sweetwater).....	55.29	41.46	*16.70
Albuquerque.....	52.04	39.03	16.70	Williams.....	35.92	26.99	13.25	Los Angeles (via Sweetwater-Grand Can.).....	55.29	41.46	16.70
Amarillo.....	39.15	29.37	13.25	<b>Fort Worth and</b>				Los Angeles (via Sweetwater).....	55.29	41.46	16.70
Ash Fork.....	66.97	50.24	21.25	Denver.....	30.91	23.19	10.20	Los Angeles (via Sweetwater-Grand Can.).....	\$63.59	\$47.86	22.50
Bakersfield.....	85.56	61.12	24.20	Houston.....	10.93	7.83	5.80	San Francisco.....	\$70.91	\$53.18	20.15
Barstow.....	80.23	60.18	23.15	Galveston.....	12.98	9.29	5.80	<b>Galveston and</b>			
Bartlesville.....	25.68	19.29	8.70	Long Beach.....	55.29	41.46	*16.70	Denver.....	43.89	32.95	13.25
Carlsbad.....	50.24	37.71	14.05	Los Angeles (via Sweetwater).....	55.29	41.46	16.70	Los Angeles or San Diego.....	\$65.33	\$49.00	*19.10
Clovis.....	43.18	32.37	14.05	Los Angeles (via Sweetwater-Grand Can.).....	\$63.59	\$47.86	22.50	Los Angeles or San Diego (via Grand Canyon).....	\$73.63	\$55.40	*24.90
Colorado Springs.....	39.95	29.96	12.25	San Francisco.....	\$70.91	\$53.18	20.15	<b>Grand Canyon and</b>			
Dallas.....	36.82	27.62	11.75	<b>Fresno and</b>				Los Angeles.....	23.72	18.86	8.70
Denver.....	39.95	29.96	12.25	Phoenix.....	23.10	17.34	9.50	San Diego.....	28.60	22.51	* 8.70
El Paso.....	55.14	41.40	16.70	San Francisco.....	7.53	5.64	5.80	San Francisco.....	35.46	27.67	10.20
Ft. Worth.....	36.82	27.62	11.75	<b>Galveston and</b>				Williams.....	4.18		
Galveston.....	47.97	36.15	14.05	Denver.....	43.89	32.95	13.25	Los Angeles or San Diego.....	\$65.33	\$49.00	*19.10
Grand Canyon.....	70.27	53.76	22.20	Los Angeles or San Diego (via Grand Canyon).....	\$73.63	\$55.40	*24.90	Los Angeles or San Diego (via Grand Canyon).....	\$73.63	\$55.40	*24.90
Guthrie.....	30.94	23.23	9.50	<b>Grand Canyon and</b>				Williams.....	4.18		
Houston.....	45.92	34.62	13.75	Los Angeles.....	23.72	18.86	8.70	Los Angeles.....	23.72	18.86	8.70
Hutchinson.....	26.13	19.61	9.50	San Diego.....	28.60	22.51	* 8.70	San Diego.....	28.60	22.51	* 8.70
Independence.....	24.10	18.08	7.90	San Francisco.....	35.46	27.67	10.20	San Francisco.....	35.46	27.67	10.20
Kansas City.....	17.72	12.66	6.30	Williams.....	4.18			Williams.....	4.18		
La Junta.....	38.61	28.96	12.25	<b>Houston and</b>				Los Angeles.....	43.89	32.95	13.25
Lamy.....	49.43	37.08	15.90	Clovis (via Sweetwater).....	24.69	18.54	8.70	Los Angeles or San Diego.....	\$65.33	\$49.00	*19.10
Las Vegas.....	46.92	35.20	14.70	Denver.....	41.84	31.43	13.25	Los Angeles or San Diego (via Grand Canyon).....	\$73.63	\$55.40	*24.90
Long Beach.....	85.56	61.12	*24.20	Long Beach.....	63.43	47.57	*19.10	Los Angeles or San Diego (via Grand Canyon).....	\$73.63	\$55.40	*24.90
Los Angeles, San Diego or San Francisco.....	85.56	61.12	24.20	Los Angeles or San Diego.....	63.43	47.57	*19.10	Williams.....	79.28	59.46	20.15
Los Angeles or San Francisco (via Grand Canyon).....	93.86	67.52	30.00	<b>Hutchinson and</b>				<b>Hutchinson and</b>			
Newton.....	24.87	18.67	8.70	Colorado Springs.....	16.73	12.55	6.70	Colorado Springs.....	16.73	12.55	6.70
Norman.....	31.63	23.76	10.20	Denver.....	19.16	14.37	6.70	Denver.....	19.16	14.37	6.70
Oklahoma City.....	30.94	23.23	9.50	Los Angeles.....	59.51	44.64	18.45	Los Angeles.....	59.51	44.64	18.45
Phoenix.....	73.62	55.29	21.90	Pueblo.....	14.99	11.26	5.80	Pueblo.....	14.99	11.26	5.80
Ponca City.....	28.90	21.68	9.50	San Francisco.....	65.16	48.48	18.45	San Francisco.....	65.16	48.48	18.45
Prescott.....	69.16	51.90	21.25	<b>Joliet and</b>				Amarillo.....	37.71	28.31	13.25
Pueblo.....	39.95	29.96	12.25	Amarillo.....	37.71	28.31	13.25	Dallas-Ft. Worth.....	\$35.37	\$26.55	11.75
San Antonio.....	47.67	35.75	14.70	Dallas-Ft. Worth.....	\$35.37	\$26.55	11.75	Galveston.....	\$43.20	\$32.60	14.05
San Bernardino.....	83.41	61.12	24.20	Galveston.....	\$43.20	\$32.60	14.05	Houston.....	\$41.29	\$31.16	13.75
Temple.....	41.58	31.21	13.25	Kansas City.....	16.29	12.24	5.80	Kansas City.....	16.29	12.24	5.80
Topeka.....	20.28	15.23	6.70	Los Angeles or San Francisco.....	84.14	61.12	24.20	Los Angeles or San Francisco.....	84.14	61.12	24.20
Tulsa.....	27.27	20.45	9.50	Newton.....	23.43	17.59	8.70	Newton.....	23.43	17.59	8.70
Wichita.....	25.94	19.47	9.50	Oklahoma City.....	29.53	22.13	9.50	Oklahoma City.....	29.53	22.13	9.50
Williams.....	66.09	49.58	21.25	San Antonio.....	45.49	34.30	14.70	San Antonio.....	45.49	34.30	14.70
Winslow.....	62.49	46.87	19.85	Topeka.....	18.83	14.14	6.70	Topeka.....	18.83	14.14	6.70
<b>Clovis and</b>				Tulsa.....	25.83	19.38	9.50	Tulsa.....	25.83	19.38	9.50
Los Angeles.....	\$42.84	\$32.14	14.05	Wichita.....	24.49	18.36	9.50	Wichita.....	24.49	18.36	9.50
San Diego.....	45.05	\$33.79	*14.05	<b>Hutchinson and</b>				Los Angeles.....	59.51	44.64	18.45
San Francisco.....	54.59	40.94	15.90	Colorado Springs.....	16.73	12.55	6.70	San Francisco.....	65.16	48.48	18.45
<b>Colorado Springs and</b>				Denver.....	19.16	14.37	6.70	<b>Joliet and</b>			
Albuquerque.....	15.59	11.71	7.55	Los Angeles.....	59.51	44.64	18.45	Amarillo.....	37.71	28.31	13.25
El Paso.....	25.35	19.01	10.20	Pueblo.....	14.99	11.26	5.80	Dallas-Ft. Worth.....	\$35.37	\$26.55	11.75
Ft. Worth.....	28.09	21.08	9.50	San Francisco.....	65.16	48.48	18.45	Galveston.....	\$43.20	\$32.60	14.05
Galveston.....	41.07	30.84	12.25	<b>Kansas City and</b>				Houston.....	\$41.29	\$31.16	13.75
Lamy.....	13.00	10.77	6.70	Albuquerque.....	15.59	11.71	7.55	Kansas City.....	16.29	12.24	5.80
Los Angeles.....	49.84	37.38	17.70	El Paso.....	25.35	19.01	10.20	Los Angeles or San Francisco.....	84.14	61.12	24.20
Los Angeles (via Grand Canyon).....	58.14	43.78	23.50	Ft. Worth.....	28.09	21.08	9.50	Newton.....	23.43	17.59	8.70
Phoenix.....	38.66	29.04	14.05	Galveston.....	41.07	30.84	12.25	Oklahoma City.....	29.53	22.13	9.50
San Diego.....	52.68	39.51	*17.70	Lamy.....	13.00	10.77	6.70	San Antonio.....	45.49	34.30	14.70
San Francisco.....	52.68	39.51	17.70	Los Angeles.....	49.84	37.38	17.70	Topeka.....	18.83	14.14	6.70
Williams.....	30.28	22.76	12.25	Los Angeles (via Grand Canyon).....	58.14	43.78	23.50	Tulsa.....	25.83	19.38	9.50

# RAILROAD AND PULLMAN FARES

RAIL FARES in effect April 24, 1960. PULLMAN RATES quoted by Pullman Co., in effect April 24, 1960. Subject to change without notice. (Federal tax 10% not included.)

BETWEEN	RAIL FARES		PULLMAN RATES	BETWEEN	RAIL FARES		PULLMAN RATES	BETWEEN	RAIL FARES		PULLMAN RATES
	One-Way First-Class	One-Way Coach	STANDARD Lower Berth		One-Way First-Class	One-Way Coach	STANDARD Lower Berth		One-Way First-Class	One-Way Coach	STANDARD Lower Berth
<b>Newton and</b>				<b>St. Louis and</b>				<b>Temple and</b>			
Albuquerque.....	\$27.15	\$20.37	\$10.20	Colorado Springs.....	\$34.77	\$24.84	\$11.45	Los Angeles or San Diego (via Newton).....	\$69.38	\$52.04	\$*19.10
Amarillo.....	14.36	10.79	6.70	Denver.....	35.14	25.12	11.45	Los Angeles or San Diego (via Sweetwater).....	57.00	42.76	*16.70
Colorado Springs.....	18.00	13.49	6.70	Hutchinson.....	19.16	13.69	7.05	Wichita.....	5.96	4.47	5.80
Dallas.....	16.38	12.33	5.80	La Junta.....	31.65	22.62	1				



TRAFFIC OFFICES AND REPRESENTATIVES

Albuquerque, N. M.—Phone CHapel 7-0741. Orville R. Pratt, City Passenger Agent. W. D. Kleinstueber, Depot Passenger Agent. Alhambra, Calif.—106 W. Main St., Phone Atlantic 2-3854. L. R. Shirk, Passenger Agent. Amarillo, Texas—Santa Fe Station, Phone DRake 6-7231. E. Kancher, Division Freight & Passenger Agent. J. E. Langley, Traveling Freight & Passenger Agent. C. W. Carder, Jr., Traveling Freight & Passenger Agent. J. M. Patterson, Traveling Freight & Passenger Agent. R. F. Gill, Passenger Agent. E. A. Kleinstueber, Ticket Agent. Atlanta 3, Ga.—1314 Rhodes-Haverty Bldg., Phone Jackson 4-4926 and 4-4927. F. B. Brenner, General Agent. B. A. Wenker, Traveling Freight & Passenger Agent. W. A. Judge, Traveling Freight & Passenger Agent. T. M. Craven, Traveling Freight & Passenger Agent. A. E. Wootton, Traveling Freight & Passenger Agent. M. E. Judy, Traveling Freight & Passenger Agent. W. H. Busbee, Traveling Freight & Passenger Agent. R. R. Carnes, Traveling Freight & Passenger Agent. J. H. Brackeen, City Ticket Agent. Bakersfield, Calif.—Santa Fe Station, Phone FAirview 5-5751. R. O. Mercor, Traveling Passenger Agent. H. B. Lake, Agent. El Tejon Bldg., 1413 17th St., Phone FAirview 5-5751. L. R. White, District Freight Agent. Barstow, Calif.—Santa Fe Station, Phone 2279. W. E. Casey, Agent. Beaumont, Texas—413-415 Perlstein Bl., Pearl and Fannin Sts., Phone TErminall 2-3411. O. C. Honig, Division Freight & Passenger Agent. J. H. Sanchez, City Freight & Passenger Agent. Berkeley 4, Calif.—Santa Fe Station, Phone OlymPic 5-9780. R. D. Fisher, City Passenger Agent. T. E. Williams, Agent. Beverly Hills, Calif.—9455 Wilshire Blvd., Phone CRestview 1-5758. U. F. Del Valle, District Passenger Agent. W. J. Nicholson, Passenger Agent. Boston 16, Mass.—Rooms 4 and 5 Little Bldg., 80 Boylston St., Phone Passenger, Liberty 2-5323. Freight, HUBbard 2-1290. L. J. Welter, General Agent. C. H. Huggins, District Freight & Passenger Agent. A. E. Bethard, Traveling Freight & Passenger Agent. F. T. Burns, Traveling Freight & Passenger Agent. W. J. Richardson, Traveling Freight & Passenger Agent. N. S. Le Doux, City Freight & Passenger Agent. R. F. Hardin, City Ticket Agent. Brownwood, Texas—Santa Fe Station, Phone MIlton 3-3425. C. H. Hester, Ticket Agent. Buffalo 2, N. Y.—601 Genesee Bldg., Phone Washington 5230. F. L. Hoover, General Agent. H. E. Albert, Traveling Freight & Passenger Agent. J. L. Parsons, Traveling Freight & Passenger Agent. A. H. Cruickshank, City Freight & Passenger Agent. Wm. Herald, City Freight & Passenger Agent. Chanute, Kan.—Santa Fe Station, Phone 1220. H. H. Cox, Division Freight Agent. Chicago 4, Ill.—80 E. Jackson Blvd., Phone HArrison 7-4900. Travel Center. M. O. Strom, General Agent, Passenger Department. J. H. Mathias, Division Passenger Agent. R. R. Rickson, Acting Division Passenger Agent. Bain Fisher, City Passenger Agent. G. W. Graat, City Passenger Agent. F. H. Clemens, City Passenger Agent. T. J. Wilson, City Passenger Agent. George Talbot, Traveling Passenger Agent. Miss Mildred Hughes, Traveling Passenger Agent. W. G. Meyers, Manager, Reservation Bureau. City Ticket Office—238 S. Michigan Ave., Ph. HArrison 7-4900. G. E. Nelson, City Ticket Agent. Dearborn Station, Phone HArrison 7-7500. W. R. Dietrich, Depot Passenger Agent. G. B. Orr, Depot Passenger Agent. J. M. Fricka, Depot Passenger Agent. H. R. Arden, Depot Passenger Agent. J. F. Kelly, Depot Passenger Agent. M. Kalves, Depot Passenger Agent. Division Freight Office—500 Railway Exchange, 80 E. Jackson Blvd., Chicago 4, Ill. Phone HArrison 7-4900. H. A. Taylor, Division Freight Agent. Cincinnati 2, Ohio—211 Gwynne Bldg., 6th & Main St., Phone Main 1-1724 and 1-1725. F. F. Foery, General Agent. W. G. Gussie, District Freight & Passenger Agent. C. E. Sawyer, Jr., Traveling Freight & Passenger Agent. U. A. Menke, Traveling Freight & Passenger Agent. C. F. Bailey, Traveling Freight & Passenger Agent. F. E. Pracht, City Freight & Passenger Agent. T. N. Thompson, City Freight & Passenger Agent. Paul Garland, City Ticket Agent.

Cleveland 13, Ohio—Suite 1640, Illuminating Bldg., 55 Public Square. Passenger, CHerry 1-0226 and 1-0227. Freight, CHerry 1-7761 and 1-7762. V. E. Schneider, General Agent. L. C. Woolsey, District Freight & Passenger Agent. R. M. Shipman, Traveling Freight & Passenger Agent. A. H. Butterworth, Traveling Freight & Passenger Agent. R. L. Pinnau, City Freight & Passenger Agent. R. C. Ewing, City Freight & Passenger Agent. A. J. Lawson, City Freight & Passenger Agent. L. F. Martin, City Ticket Agent. Colorado Springs, Colo.—Santa Fe Station, Ph. MELrose 3-7751. M. A. Gibson, Agent. Dallas 2, Texas—1800 Main St., Phone RIVERSide 7-6301. P. H. Swinney, Division Passenger Agent. W. M. Hensell, City Ticket Agent. D. D. Bones, Traveling Passenger Agent. R. R. Hunsucker, City Passenger Agent. Division Freight Office, 1030 Mercantile Securities Bldg., Dallas 2, Texas. Phone RIVERSide 7-6301. E. C. Barnes, Division Freight Agent. Denton, Texas—Santa Fe Station, Phone DUpon 2-9878. B. T. Brown, Agent. Denver 2, Colo.—Room 250, Denver Club Bldg., 518 17th St., Phone LAMherst 6-3888 (Passenger) LAMherst 6-3573 (Freight) Rodger Spahr, General Freight & Passenger Agent. G. G. Akerstrom, Division Freight & Passenger Agent. R. A. Neal, Traveling Freight & Passenger Agent. H. R. Whitney, Traveling Freight & Passenger Agent. J. Phil. Wainner, City Freight & Passenger Agent. J. W. Bunce, City Freight & Passenger Agent. J. W. Pope, City Freight & Passenger Agent. I. W. Bonnot, City Freight & Passenger Agent. Des Moines 5, Iowa—601 Equitable Bldg., Phone CHerry 4-7173 and 4-7174. C. F. Gleason, General Agent. A. E. Wallen, Traveling Freight & Passenger Agent. H. J. Anderson, Traveling Freight & Passenger Agent. J. L. Berneking, City Freight & Passenger Agent. Detroit 26, Mich.—326 Lafayette Bldg. 149 Michigan Ave., Phone Passenger, Woodward 2-8747-8-9. Freight, WOODward 1-2974-5-6. M. A. Murphy, Assistant Traffic Manager. John G. Murphy, District Freight & Passenger Agent. F. P. Lister, District Freight & Passenger Agent. G. B. Guyton, Traveling Freight & Passenger Agent. W. R. Purdie, Traveling Freight & Passenger Agent. A. T. Vikander, Traveling Freight & Passenger Agent. R. J. Stein, City Freight & Passenger Agent. E. Cope Sholler, City Freight & Passenger Agent. W. L. Eldred, City Ticket Agent. El Paso, Texas—Union Station. Phones-(Passenger) KEystone 3-4642 (Freight) KEystone 2-3697. P. L. Neiswanger, Division Freight & Passenger Agent. L. C. Denny, Traveling Freight & Passenger Agent. E. J. O'Brien, City Freight & Passenger Agent. R. C. Armstrong, Ticket Agent. Flagstaff, Ariz.—Santa Fe Station, Phone PR 4-6681. H. W. Hoepfner, Traveling Freight & Passenger Agent. Ft. Madison, Iowa—Santa Fe Station, Phone DRake 2-1310. J. M. Swenson, Division Freight Agent. Fort Worth 2, Texas—815 Houston St., Phone EDison 2-5141. E. B. Melton, Division Passenger Agent. R. M. Martin, Traveling Passenger Agent. E. L. Craft, City Passenger Agent. Division Freight Office, 207 Century Life Bldg., Ft. Worth 2, Texas. Phone EDison 2-5141. C. H. Hull, Division Freight Agent. Fresno 1, Calif.—Santa Fe Station, Phone ADams 3-6221. Clifford Irby, Division Passenger Agent. J. V. Shipp, City Ticket Agent. E. J. Oslund, Division Freight Agent. Gainesville, Texas—Santa Fe Station, Phone HOWard 5-2847. I. W. Davenport, Ticket Agent. Galveston, Texas—Santa Fe Station, Phone SOUTHfield 5-6621. G. L. Wagner, Ticket Agent. J. W. Lomax, Foreign Freight Agent. Glendale 4, Calif.—107 So. Brand Blvd., Phone CITrus 2-3141. G. P. Duggan, Passenger Agent. E. F. Dieus, City Ticket Agent. Grand Canyon, Ariz.—L. H. Richards, Agent. Hollywood 28, Calif.—1551 No. Vine St., Phone HOLlywood 9-1191. W. P. Riggs, General Agent. O. H. Gilbert, Traveling Passenger Agent. U. A. Menke, Traveling Freight & Passenger Agent. J. M. Garrett, City Passenger Agent. G. W. Tracy, Passenger Agent. R. C. Ocheltree, City Ticket Agent.

Houston 2, Texas—716 Travis St., Houston Club Bldg., Phone CApiitol 8-6441. C. W. Axtell, Division Passenger Agent. G. C. Hanlon, Traveling Passenger Agent. J. L. Miller, City Passenger Agent. R. E. Dimon, City Ticket Agent. Division Freight Office, Room 501 Bank of Commerce Bldg., Phone CApiitol 8-6441. R. N. Jarl, Assistant General Freight Agent. M. J. McCarthy, Jr., Division Freight Agent. Huntington Park, Calif.—7514 Pacific Blvd., Phone LUDlow 1-7239. M. R. Reese, Passenger Agent. L. B. Fenderson, Passenger Agent. Hutchinson, Kan.—511 Wiley Bldg., Division Freight Office. Phone MOhawk 5-5501. L. Fergel, Division Freight Agent. Ticket Office, Santa Fe Station, Phone MOhawk 2-1961. Indianapolis 4, Ind.—808-810 Guaranty Bldg., Phone MELrose 5-6549 and 5-6540. H. F. Mahon, General Agent. T. J. Connelly, Traveling Freight & Passenger Agent. H. D. Cedarfield, Traveling Freight & Passenger Agent. D. M. Hessong, City Freight & Passenger Agent. Inglewood, Calif.—314 E. Hillcrest Blvd., Phone ORchard 7-1272. From Los Angeles phone ORegon 8-2466. M. H. Wright, Passenger Agent. Kansas City, Kan.—Union City Ticket Office, Town House Hotel, 7th and State Sts., Phone ATwater 1-1550. A. B. Nowell, City Ticket Agent. Kansas City 5, Mo.—11th and Wyandotte, Phone VICTor 2-4000. Travel Center. J. P. Warren, General Agent, Passenger Department. W. A. Baldwin, Traveling Passenger Agent. G. S. Welsh, Traveling Passenger Agent. H. W. Zimmerman, City Passenger Agent. J. E. Samuelson, City Passenger Agent. W. C. Mower, City Ticket Agent. Depot Passenger Office—Union Station, Phone VICTor 2-4000. R. M. Sawyer, Depot Passenger Agent. L. E. Ratliff, Depot Passenger Agent. R. M. Johnson, Depot Passenger Agent. F. C. Moore, Depot Passenger Agent. G. R. Campbell, Depot Passenger Agent. G. O. Thompson, Jr., Depot Passenger Agent. H. J. Woodford, Depot Passenger Agent. Division Freight Office—614 Fairfax Building, Kansas City 6, Mo. Phone VICTor 2-4000. L. E. Yarbrough, Assistant General Freight Agent. Killeen, Texas—(Fort Hood), Phone 3-8214. M. L. Williams, Passenger Representative. Long Beach 2, Calif.—324 E. Broadway, Phone HEMlock 6-9008. L. E. Vinson, Division Passenger Agent. J. J. Robbins, Passenger Agent. W. J. Schmitt, Passenger Agent. M. C. Parke, City Ticket Agent. Div. Frt. Office, 115 Pine Ave., Long Beach 2, Calif. Phone HEMlock 7-4191. D. R. Smith, Division Freight Agent. Los Angeles 14, Calif.—601 So. Hill St., Phone MADison 8-0111. Travel Center. R. L. D. McAllister, General Agent. C. C. North, Division Passenger Agent. J. W. Warner, Passenger Agent. G. W. Queen, Passenger Agent. R. L. De Zell, Passenger Agent. W. L. Hogue, Jr., Passenger Agent. R. E. Sorrels, Passenger Agent. City Ticket Office—601 S. Hill St., Phone MADison 8-0111. Karl A. Oswald, City Ticket Agent. Depot Passenger Office—Union Station, 800 N. Alameda St., Phone MADison 8-0111. J. P. McNally, City Passenger Agent. B. J. McGarry, Passenger Agent. C. J. Hanes, Passenger Agent. E. L. Grainger, Passenger Agent. J. R. Conlan, Passenger Agent. W. C. Hammond, Passenger Agent. W. H. Todd, Station Ticket Agent. Reservation—Information Bureau, Santa Fe Bldg. F. F. Davis, Manager. Div. Frt. Office, Santa Fe Bldg., Phone MADison 8-0111. R. W. Hauptli, Division Freight Agent. Lubbock, Texas—Santa Fe Station, Phone PORTer 3-6454. D. F. Tipple, Division Freight & Passenger Agent. I. M. Robinson, Traveling Freight & Passenger Agent. J. L. Nelson, Traveling Freight & Passenger Agent. C. D. Mountz, City Freight & Passenger Agent. Ticket Office, Phone PORTer 3-4862. Memphis 3, Tenn.—870 Shrine Bldg., Phone JA 6-1561. M. M. Benya, District Agent. Mexico City, Mex.—Bolvivar No. 22-B. J. Banuet, Jr., General Agent. Milwaukee 3, Wis.—401 Majestic Bldg., Ph. BRoadway 1-7139. G. F. Mueller, General Agent. R. C. Simons, Traveling Freight & Passenger Agent. R. J. Morrissy, Traveling Freight & Passenger Agent. H. E. Lofgren, City Freight & Passenger Agent. T. R. Stewart, City Freight & Passenger Agent.

Minneapolis 2, Minn.—644-648 Northwestern Bank Bldg., Phone FEderal 3-1274-1275-1276. Geo. J. Turgeon, General Agent. S. B. Wilcox, District Freight & Passenger Agent. E. L. Bender, Traveling Freight & Passenger Agent. C. E. Perkins, Traveling Freight & Passenger Agent. Carl J. W. Jacobson, City Freight & Passenger Agent. William Campbell, City Freight & Passenger Agent. R. J. Peters, City Ticket Agent. Monterrey, N. L., Mex.—Apartado 627. N. R. Cordova, Traveling Freight and Passenger Agent. New Orleans 13, La.—100 Union Passenger Terminal, 1001 Loyola Ave. Phone JACKson 5-3393. W. R. Cooley, General Agent. J. D. Kahler, Traveling Freight & Passenger Agent. C. A. Mayronne Jr., City Freight & Passenger Agent. H. J. Blanchard, City Freight & Passenger Agent. New York City 36, N. Y.—500 Fifth Ave. Travel Center, Phone ENnsylvania 6-4400. Donald P. Rooney, Eastern General Passenger Agent. H. M. Hampton, District Passenger Agent. L. A. Schuster, Traveling Passenger Agent. F. M. Mackenzie, City Passenger Agent. H. M. Graham, City Passenger Agent. T. B. Mohan, City Passenger Agent. A. A. De Soiza, City Passenger Agent. F. A. Lammer, Jr., City Ticket Agent. Freight Traffic—233 Broadway, New York 7, N. Y. Phone DIgby 9-1100. W. F. Hartnett, Eastern Freight Traffic Manager. Oakland 8, Calif.—40th St. and San Pablo Ave., Phone OLYmPic 5-9780. C. J. Haggerty, Division Passenger Agent. C. M. Sheppard, City Passenger Agent. Clement Fisher, Jr., City Ticket Agent. F. J. O'Drain, Division Freight Agent. N. M. Salsman, Agent. Oceanside, Calif.—Santa Fe Station, Phone SRatoga 2-8209. F. G. Timms, Passenger Agent. V. L. McGlenn, Agent. Oklahoma City 2, Okla.—112 N. Robinson St., Phone CENtral 2-2501. C. A. Mattson, Division Passenger Agent. A. V. Jenkins, Traveling Passenger Agent. R. V. Owen, City Passenger Agent. Division Freight Office, 2109 First National Bank Bldg., Oklahoma City 2, Okla. Phone CENtral 2-2501. E. H. Rantall, Assistant General Freight Agent. Pasadena 1, Calif.—Santa Fe Station, Phone SYeamore 2-1191. Paul P. Branch, City Passenger Agent. W. C. Musick, Passenger Agent. J. W. Harman, Passenger Agent. J. R. Lunge, Passenger Agent. H. Stephens, Agent. Peoria 2, Ill.—809 Jefferson Bldg., Phones 3-3867 and 3-3868. John J. Weiss, General Agent. E. M. Stephens, Traveling Freight & Passenger Agent. E. J. McCrary, Traveling Freight & Passenger Agent. C. E. Sawyer, Jr., City Freight & Passenger Agent. Philadelphia 7, Pa.—1416-1418 Philadelphia National Bank Bldg., Broad and Chestnut Sts. Phone Passenger and Freight, LOcust 8-5060. J. L. Klippel, General Agent. M. F. X. Ivers, Traveling Freight & Passenger Agent. W. S. Reese, Traveling Freight & Passenger Agent. M. A. Brieschke, Traveling Freight & Passenger Agent. L. E. Mitter, City Freight & Passenger Agent. E. H. Hatfield, Jr., City Freight & Passenger Agent. A. A. Stockert, Jr., City Ticket Agent. Phoenix, Ariz.—335 First Nat'l Bk. Bldg., Phone ALPine 8-8571. L. H. Hanten, Division Freight & Passenger Agent. R. L. Crawford, Traveling Freight & Passenger Agent. H. L. Philhour, Traveling Freight & Passenger Agent. Thos. F. Waugh, Jr., City Freight & Passenger Agent. R. F. Henderson, City Freight & Passenger Agent. Ticket Office, Union Sta., 4th & Harrison, Phone ALPine 8-8571. L. R. Irwin, City Ticket Agent.

Pittsburgh 22, Pa.—819 Oliver Bldg., Mellon Square, Phone Passenger, ATLAntic 1-2937. Freight ATLAntic 1-2851. R. P. St. John, General Agent. J. Lyman Anderson, District Freight & Passenger Agent. Jack P. Kearns, Traveling Freight & Passenger Agent. G. Balmford, Traveling Freight & Passenger Agent. L. A. Boegeiman, Traveling Freight & Passenger Agent. M. Govie, City Freight & Passenger Agent. John T. McCormack, City Freight & Passenger Agent. M. Costelov, City Ticket Agent. Pomona, Calif.—2701 N. Garey Ave., Phone LYcoming 3-2521. R. E. Welk, Traveling Passenger Agent. C. W. West, Agent. Portland 5, Ore.—902 American Bank Bldg., Ph. CApiitol 7-3671. L. L. Bonds, General Agent. H. R. McNally, Traveling Freight & Passenger Agent. M. G. Rife, City Freight & Passenger Agent. Pueblo, Colo.—401 N. Union Ave., Phone LINcoln 2-1826. L. V. Gardiner, Division Freight Agent. Richmond, Calif.—Santa Fe Station, 101 Garrard Blvd. Phone BEAcon 4-6234. J. B. Pendleton, Depot Passenger Agent. R. H. Robinson, Agent. Riverside Ca,if.—Santa Fe Station, 3750 Santa Fe Ave., Phone OVerland 6-1331. J. S. Russell, Agent. Sacramento 14, Calif.—926 "Y" St., Phone GILbert 2-3605. C. F. Warren, General Agent. F. J. Rossi, Traveling Freight & Passenger Agent. C. R. McKinley, Traveling Freight & Passenger Agent. St. Joseph 2, Mo.—Division Freight Office, 1002 Corby Bldg., ADams 4-2793. M. G. Grumman, Division Freight Agent. St. Louis 1, Mo.—300 Columbia Bldg., 318 N. 8th St. (at Locust). Phone Passenger, CHEstnut 1-7120. Freight, CHEstnut 1-7410. W. L. Ketcham, General Agent. R. E. Fagerberg, District Freight & Passenger Agent. J. R. Davis, Traveling Freight & Passenger Agent. C. F. Goettelmann, Traveling Freight & Passenger Agent. S. O. Holdman, City Freight & Passenger Agent. L. D. McMillen, City Freight & Passenger Agent. W. D. Tolle, City Freight & Passenger Agent. Edw. L. Perry, City Freight & Passenger Agent. Leo, M. Isaacs, City Ticket Agent. Salt Lake City 1, Utah—400 Utah Oil Bldg., 10 W. Broadway, Phone DAVIS 2-1238. M. Kinyon, General Agent. R. E. Heisel, Traveling Freight & Passenger Agent. H. H. Wilson, City Freight & Passenger Agent. San Angelo, Texas—Rooms 203-4-5 S. F. Station, Ph. 2-1441. E. A. Tusha, Division Freight & Passenger Agent. C. W. Sheppard, Traveling Freight & Passenger Agent. San Antonio 5, Texas—1211 Majestic Bldg., 212 E. Houston St., Phone CAPITol 7-7246. Fletcher Mitchell, General Agent. F. L. Box, Traveling Passenger Agent. San Bernardino, Calif.—Santa Fe Station, Phone TURner 4-2111. J. J. McCarthy, Division Passenger Agent. R. T. Lawrence, Traveling Passenger Agent. J. L. Riniker, Division Freight Agent. J. M. Gilbert, Agent. San Diego 1, Calif.—Santa Fe Station, 1050 Kettner Blvd. Phone BELmont 3-8211. S. M. Sullivan, General Agent Passenger Dept. J. C. Nelson, Traveling Passenger Agent. W. F. Chesterman, City Passenger Agent. F. W. Calvert, City Passenger Agent. D. R. Dunbar, Passenger Agent. Jos. Daze, City Ticket Agent. Freight Traffic 1020 Kettner Blvd., Phone BELmont 3-8211. E. G. Stubbs, Assistant General Freight Agent.

TRAFFIC DEPARTMENT OFFICIALS

Table listing Traffic Department Officials with names and locations. Includes G. E. DUFFY, Vice President, Santa Fe System Lines, Chicago; T. M. CAIAZZA, Assistant Vice President; J. E. DOUD, Assistant to Vice President; and various Traffic Managers for different cities like Chicago, IL, Kansas, and Texas.

TRAFFIC OFFICES AND REPRESENTATIVES—Concluded

San Francisco 3, Calif.—44 Fourth St., Phone SUtter 1-7600. Travel Center. Frank R. Kelley, General Agent. R. E. Lieben, City Passenger Agent. W. C. Wade, City Passenger Agent. J. R. Sharpe, City Passenger Agent. R. A. Young, Passenger Agent. R. O. Morton, Ticket Agent. Reservation-Information Bureau, 44 Fourth St. Phone SUtter 1-7600. G. M. Schaumleffel, City Ticket Agent. Division Freight Office, 114 Sansome St., San Francisco 4, Calif. Phone SUtter 1-7600. Frank H. Smith, Division Freight Agent. San Jose 13, Calif.—700-701 Commercial Bldg., 28 N. First St., Phone CYpress 2-2737. D. E. Cronin, Traveling Passenger Agent. Chas. M. Janes, General Agent, Freight Department. Santa Ana, Calif.—Santa Fe Station, Phone KIMberly 3-5354. N. M. Smith, Traveling Passenger Agent. A. H. Gilmour, Passenger Agent. P. L. Winget, District Freight Agent, Phone KIMberly 2-6727. Santa Fe Station—Ph. KIMberly 2-4404. R. F. Bowe, Agent. Santa Barbara, Calif.—29 W. Carrillo St., Ph. WOODland 3660. O. D. Boehm, City Ticket Agent. Santa Fe, N. M.—Water & Shelby Sts., Phone YUCA 3-4311. D. T. Benedetti, City Passenger Agent. Santa Monica, Calif.—430 Santa Monica Blvd., Ph. EXbrook 4-1188. R. J. Fell, Passenger Agent. D. H. Fexer, City Ticket Agent. Seattle 1, Wash.—The 1411 Fourth Ave. Bldg., Phone MUtual 2-3195 and 2-3196. Harry H. Tipple, General Agent. Dean Morrison, Traveling Freight & Passenger Agent. Jack D. Henderson, City Freight & Passenger Agent. Stockton 6, Calif.—Santa Fe Station, Phone HOWard 6-7071. W. L. Shumway, Traveling Passenger Agent. Hunter Square Bldg., 41 No. Hunter, Zone 3, Ph. HOWard 6-5901. D. J. Sutherland, Division Freight Agent. Temple, Texas—Phone PRespect 3-2184. J. S. Perry, Ticket Agent. R. W. Jackson, Division Freight Agent. Topeka, Kan.—A. T. & S. F. Office Bldg., Ph. CENtral 4-0481. Division Passenger Agent. J. F. Lawrence, Traveling Passenger Agent. C. A. Walton, Division Freight Agent. Santa Fe Station—Forest Wright, City Passenger Agent. Tulsa 3, Okla.—Atlas Life Bldg., 417 S. Boston Ave., Phone Passenger, DIAMond 3-0173. Freight, GIBson 7-8101. J. A. Smyth, Division Freight & Passenger Agent. C. J. Quinan, Traveling Freight & Passenger Agent. C. G. Bailey, Traveling Freight & Passenger Agent. L. A. Shoop, City Freight & Passenger Agent. J. V. Goodnight, City Freight & Passenger Agent. Washington 6, D.C.—Suite 400, 1710 "H" St. N. W., Phone District 7-7984. H. F. Pugh, General Agent. H. N. Eccleston, District Freight & Passenger Agent. J. L. Matthews, Jr., Traveling Freight & Passenger Agent. Whittier, Calif.—142 N. Bright Ave., Phone OXFord 4-4629. L. L. Dunklin, Passenger Agent. Wichita 2, Kan.—425 E. Waterman St., Phone AMherst 5-8511. A. W. Dunning, Division Passenger Agent. R. W. Flynn, City Passenger Agent. Division Freight Office, 425 E. Waterman St. Phone AMherst 5-8511. H. A. Rupe, Division Freight Agent. Winston-Salem, N. C.—602 Reynolds Bldg., Phone PARK 4-6475. H. B. Treadwell, Traveling Freight Agent.

Hotel Ticket Offices, Chicago—J. J. Fressie, Agent. All Phones HArrison 7-2203. KNICKERBOCKER HOTEL PALMER HOUSE MORRISON HOTEL CONRAD HILTON HOTEL PRUDENTIAL BLDG. MERCHANDISE MART