



APRIL 27 TO
SEPTEMBER 28, 1952

TRAVELER'S
EDITION

APRIL 27 TO
SEPTEMBER 28, 1952

TRAVELER'S
EDITION



**TIME SCHEDULES
OF PRINCIPAL TRAINS**

**TIME SCHEDULES
OF PRINCIPAL TRAINS**

The Atchison, Topeka and Santa Fe Railway System

The Atchison, Topeka and Santa Fe Railway System

INDEX

	Page
California Limited.....	10 and 11
Chicagoan-Kansas Cityan.....	18
Chicago-Texas Trains 3-5 and 6-4.....	19
Chief.....	2 and 3
Clovis-Carlsbad Service.....	23
Colorado-California Service.....	21
Dallas-Clovis Service.....	24
Dallas-San Angelo Service.....	24
Description of equipment.....	25 and 26
El Capitan.....	4 and 5
El Paso-Albuquerque Service.....	23
Houston-San Angelo Service.....	24
Kansas City Chief.....	13
Kansas City-Colorado Service.....	21
Kansas City-Oklahoma City Service.....	24
Kansas City-Tulsa Service.....	20
Los Angeles-San Diego Service.....	22 and 23
Los Angeles-San Francisco Service.....	22 and 23
Map of Santa Fe System.....	16 and 17
New Orleans-Houston-California Service.....	14 and 15
Oklahoma City-Colorado Service.....	21
Phoenix-Los Angeles Service.....	22
Rail Fares and Pullman Rates, 27, 28, 29, 30, 31 and 32	
Santa Fe Traffic Offices.....	33
Scout.....	12
Super Chief.....	1
Texas Chief.....	13
The Grand Canyon (Southern Section-Via Amarillo).....	6 and 7
The Grand Canyon (Northern Section-Via La Junta).....	8 and 9

SPECIAL SERVICES for Santa Fe Patrons

LONG BEACH. Trainside motor coach connections are made with Santa Fe transcontinental trains at Pasadena, and Fullerton, California, providing interstate passengers and their baggage with direct service to and from Long Beach, California, at no extra charge.

RAIL-AUTO SERVICE. At certain cities, this convenient travel plan offers Santa Fe patrons the exclusive use of a new automobile at reasonable charge during their stay in those cities.

TRANSFER SERVICE AT CHICAGO. Passengers holding tickets through Chicago and having more than three hours between trains, may deliver their hand luggage to the Parmelee desk at incoming depots for delivery to the parcel checking rooms of the outgoing depots at the cost of only the usual parcel checking fees. The Parmelee transfer coupon—included as part of your through ticket—also entitles you to transfer service in Parmelee Coaches from your incoming depot to your outgoing depot, or to any hotel or other destination in downtown Chicago.

TRAVEL CARD. Holders of these Travel Cards can charge their Santa Fe tickets at the time of purchase for payment on the first of each month. To secure an application blank for a Travel Card, write to Rail Travel Credit Agency, 436 Union Station, Chicago 6, Illinois.

NOT RESPONSIBLE. The Atchison, Topeka & Santa Fe Railway System will not be responsible for errors in these time tables nor for inconvenience or damage resulting from delayed trains, or failure to make connections. Schedules herein are subject to change without notice.

SANTA FE TRAINS leave and arrive Chicago (Central Standard Time) at Dearborn Station, Polk and Dearborn Streets.

Super CHIEF

39 1/4 Hours — Chicago and Los Angeles
Daily All-Private-Room Streamliner, Extrafare

WESTBOUND—No. 17

EASTBOUND—No. 18

Altitude	Mls.	Read Down	Altitude	Mls.	Read Down		
593	0	Lv CHICAGO (CST) Ill. 7:00PM	13	Leave San Diego Tr. 77 2.15 pm. Ar. Los Angeles Union Station 5.00 pm		
	11	..Cross Des Plaines River. 7:19PM					
	24	..Cross Des Plaines River. 7:39PM					
549	38	Lv JOLIET Ill. 7:53PM	318	0	Lv LOS ANGELES, Cal. 8:00PM		
	52	..Cross Kankakee River. 7:59PM	35	Long Beach passengers leave at 5.00 pm, via Motor Coach for Pasadena.		
	92	..Cross Vermilion River. 8:48PM					
	128	..Cross Illinois River. 9:19PM	830	9	Lv PASADENA, Cal. 8:30PM		
	163	..Cross Spoon River. 9:49PM			..Cross San Gabriel River. 8:50PM		
755	177	Lv GALESBURG Ill. 10:00PM	1077	61	Lv SAN BERNARDINO, Cal. 9:40PM		
	231	..Cross Mississippi River. 10:59PM	108Cross Mojave River. 11:10PM		
523	232	Lv FT. MADISON Ia. 10:55PM	2105	142	Ar BARSTOW, Cal. 11:38PM		
521	234	Lv SHOPTON Ia. 11:05PM	8	San Francisco passengers use Train 4, Lv. 9.00 am, Oakland 9.25 am, Fresno 3.10 pm, Bakersfield 6.05 pm. Ar. Barstow 10.10 pm.		
	251	..Cross Des Moines River. 11:29PM	2105	142	Lv BARSTOW, Cal. 11:43PM		
	424	..Cross Missouri River. 1:28AM	476	308	Ar NEEDLES (PST), Cal. 12:12AM		
781	450	Ar KANSAS CITY, Mo. 2:35AM			Leaving Needles turn watch AHEAD one hour.		
781	450	Lv KANSAS CITY, Mo. 2:45AM			..Cross Colorado River. 3:34AM		
1445	635	Lv NEWTON Kan. 5:50AM			Lv SELIGMAN (MST), Ariz. 16:16AM		
	670	..Cross Arkansas River. 6:25AM			..Cross Arizona Divide. 8:00AM		
	750	..Cross Arkansas River. 7:27AM			..Cross Canyon Diablo. 8:41AM		
	750	..Cross Arkansas River. 7:27AM	4843	601	Lv WINSLOW, Ariz. 19:10AM		
	750	..Cross Arkansas River. 7:27AM	604Cross Little Colorado River. 9:15AM		
2486	789	Lv DODGE CITY (MST), Kan. 17:06AM	5242	457	Lv GALLUP, N. Mex. 11:07AM		
	916	..Cross Arkansas River. 8:48AM	7247	758	..Cross Continental Divide. 11:29AM		
	957	..Caddoa Dam. 8:58AM	878Cross Rio Grande. 1:18PM		
	970	..Cross Purgatoire River. 9:28AM	4934	889	Ar ALBUQUERQUE, N. Mex. 1:25PM		
4045	991	Lv LA JUNTA, Colo. 9:57AM	4934	889	Ar ALBUQUERQUE, N. Mex. 1:35PM		
		Views of Rocky Mts.	6457	956	Ar LAMY, N. Mex. 2:38PM		
7622	1088	Cross Colorado-New Mexico boundary through Raton Tunnel, one-half mile long and highest point on the Santa Fe. 11:47AM			Leave Lamy 2.40 pm via bus Ar. Santa Fe 3.15 pm. Leave Santa Fe 1.15 pm via bus Ar. Lamy 2.00 pm.		
6666	1095	Lv RATON, N. Mex. 12:12PM	991Cross Pecos River. 3:28PM		
6392	1205	Lv LAS VEGAS, N. Mex. 12:03PM	1020Cross Gallinas River. 4:14PM		
	1206	..Cross Gallinas River. 2:06PM	6392	1021	Lv LAS VEGAS, N. Mex. 14:18PM		
	1235	..Cross Pecos River. 2:51PM			Views of Rocky Mountains.		
6457	1270	Ar LAMY, N. Mex. 3:47PM	6666	1131	Lv RATON, N. Mex. 16:02PM		
		Leave Lamy 3.50 pm via bus. Ar. Santa Fe 4.25 pm. Leave Santa Fe via bus 2.50 pm. Ar. Lamy 3.35 pm.	7622	1138	Cross New Mexico-Colorado boundary through Raton Tunnel one-half mile long and highest point on the Santa Fe. 6:29PM		
4934	1337	Ar ALBUQUERQUE, N. Mex. 5:05PM			Lv LA JUNTA, Colo. 8:30PM		
4934	1337	Lv ALBUQUERQUE, N. Mex. 5:15PM			..Cross Purgatoire River. 8:49PM		
	1348	..Cross Rio Grande. 5:28PM			..Caddoa Dam. 12:69PM		
7247	1469	..Cross Continental Divide. 7:18PM			..Cross Arkansas River. 9:20PM		
6506	1497	Lv GALLUP, N. Mex. 17:42PM			At Dodge City turn watches AHEAD one hour.		
	1622	..Cross Little Colorado River. 9:28PM	2486	1437	Lv DODGE CITY (CST), Kan. 12:18AM		
4843	1625	Lv WINSLOW, Ariz. 19:32PM			..Cross Arkansas River. 12:51AM		
	1651	..Cross Canyon Diablo. 10:02PM			..Cross Arkansas River. 1:50AM		
7313	1690	..Cross Arizona Divide. 10:50PM	1445	1591	Lv NEWTON, Kan. 2:35AM		
5242	1767	Lv SELIGMAN, Ariz. 11:24AM	781	1776	Ar KANSAS CITY, Mo. 5:35AM		
	1904	..Cross Colorado River. 8:50AM	781	1776	Lv KANSAS CITY, Mo. 5:50AM		
		Arriving Needles turn watches BACK one hour.	1802Cross Missouri River. 6:21AM		
476	1916	Lv NEEDLES (PST), Cal. 12:11AM	1976Cross Des Moines River. 8:55AM		
2105	2083	Ar BARSTOW, Cal. 4:55AM	521	1992	Lv SHOPTON, Ia. 9:35AM		
	8	2544	523	1994	Lv FT. MADISON, Ia. 9:40AM		
		San Francisco passengers transfer to Train 23-61, Lv. Barstow 6.20 am, Ar. Bakersfield 10.50 am, Fresno 1.05 pm, Oakland 5.00 pm, San Francisco 5.25 pm.	1995Cross Mississippi River. 9:41AM		
2105	2083	Lv BARSTOW, Cal. 5:05AM	755	2049	Lv GALESBURG, Ill. 10:03AM		
	2117	..Cross Mojave River. 5:39AM			..Cross Spoon River. 10:45AM		
1077	2164	Lv SAN BERNARDINO, Cal. 7:03AM	2098Cross Illinois River. 11:18AM		
	2202	..Cross San Gabriel River. 7:46AM	2135Cross Vermilion River. 11:50AM		
830	2215	Ar PASADENA, Cal. 8:12AM	2174Cross Kankakee River. 12:31PM		
	35	2242	549	2188	Ar JOLIET, Ill. 11:24PM		
		Long Beach passengers take Motor Coach at Pasadena. Ar. 9.35 am.			..Cross Des Plaines River. 1:06PM		
318	2224	Ar LOS ANGELES, Cal. 8:45AM			2215	..Cross Des Plaines River. 1:20PM	
	13	2352			593	2226	Ar CHICAGO (CST) Ill. 1:45PM
		San Diego passengers Lv. Los Ang. Tr. 8:0, 9:00 am. Ar. San Diego 11.45 am.					

* Stops to receive or discharge passengers for or from scheduled stops in California.
† Stops to receive or discharge passengers for or from Arizona points and west.
‡ Operating stop only. ☞ Indicates Rail-Auto Service available.
★ Service effective about May 18. Until then passengers use Train 74.

The GRAND CANYON

SOUTHERN SECTION—VIA AMARILLO

Train 23, Westbound
Daily, Pullman, Chair Car Train
Chicago, Gr. Canyon, California

The GRAND CANYON

SOUTHERN SECTION—VIA AMARILLO

Train 24, Eastbound
California, Gr. Canyon, Chicago
Daily, Pullman, Chair Car Train

Altitude	Mls.	Read Down	Altitude	Mls.	Read Down
593	0	Lv CHICAGO (CST) 12:01 PM Stops all points between Chicago and Wellington, Kans. to receive passengers for Belen and beyond and between La Junta and Denver.	7247	1469	Cross Continental Divide. 5:28 PM
			6506	1497	Ar GALLUP N.Mex. 5:55 PM
			6506	1497	Lv GALLUP N.Mex. 5:58 PM
			1510		Cross Rio Puerco 6:10 PM
			5080	1592	Lv HOLBROOK Ariz. 7:18 PM †Stops at Holbrook to discharge passengers from Clovis and beyond.
			1622		Cross Little Colorado River 7:45 PM
549	38	Lv JOLIET 12:55 PM	4843	1625	Lv WINSLOW Ariz. 8:10 PM
	52	Cross Kankakee River 1:08 PM	1651		Cross Santa Ana River 8:45 PM
625	90	Lv STREATOR 1:50 PM	6902	1683	Lv FLAGSTAFF Ariz. 9:34 PM ⊙Stops at Flagstaff to discharge passengers from Belen and beyond or receive passengers for Bakersfield and beyond.
	92	Cross Vermilion River 1:51 PM			
	128	Cross Illinois River 2:30 PM			
515	130	Lv CHILLICOTHE 2:35 PM			
	163	Cross Spoon River 3:08 PM			
755	177	Lv GALESBURG 3:30 PM			
	231	Cross Mississippi River 4:06 PM			
523	232	Lv FT. MADISON 4:35 PM	7313	1690	Cross Arizona Divide 9:47 PM
	234	Lv SHOPTON 4:45 PM	6748	1717	Ar WILLIAMS Ariz. 10:25 PM
	251	Cross Des Moines River 5:08 PM	6868	1781	Grand Canyon Pullman switched to train 14. Lv. Williams 4:15 am; Ar. Grand Canyon 7:00 am.
	268	Cross Wyaconda River 5:20 PM			
	279	Cross N. Fabius River 5:35 PM			
913	312	Lv LA PLATA 6:05 PM			Leave Grand Canyon 8:00 pm, Ar. Williams 10:20 pm where Pullman joins Train No. 124.
	323	Cross Chariton River 6:20 PM			
857	346	Lv MARCELINE 6:45 PM			
	369	Cross Grand River 7:09 PM			
664	386	Lv CARROLLTON 7:25 PM	6748	1717	Lv WILLIAMS Ariz. 10:25 PM
693	410	Lv HENRIETTA 7:50 PM	5128	1740	Ar ASH FORK Ariz. 11:25 PM
	424	Cross Missouri River 8:10 PM			Phoenix passengers take Train 47. Lv. Ash Fork 2:00 am; Ar. Prescott 3:32 am; Ar. Wickenburg 6:30 am; Ar. Phoenix 8:30 am.
781	450	Ar KANSAS CITY 9:00 PM			
781	450	Lv KANSAS CITY 9:50 PM			
	508	Lv OTTAWA JCT. 10:55 PM			
1138	563	Lv EMPORIA 11:55 PM	5128	1740	Ar ASH FORK Ariz. 11:25 PM
1445	636	Ar NEWTON 1:15 AM	5242	1767	Ar SELIGMAN Ariz. 12:15 AM
1445	636	Lv NEWTON 1:35 AM	5242	1767	Lv SELIGMAN Ariz. 12:18 AM
1312	664	Ar WICHITA 2:10 AM	3335	1855	Lv KINGMAN (MST) Ariz. 1:53 AM †Stops at Kingman to discharge passengers from Clovis and beyond.
1312	664	Lv WICHITA 2:20 AM			
1205	698	Lv WELLINGTON 3:40 AM	1904		Cross Colorado River 3:08 AM Arriving Needles turn watches BACK one hour.
1326	765	Lv KIOWA 4:45 AM			
1327	783	Lv ALVA 5:06 AM	476	1916	Ar NEEDLES (PST) Cal. 2:20 AM
1464	804	Ar WAYNOKA 5:35 AM	476	1916	Lv NEEDLES Cal. 2:30 AM
1464	804	Lv WAYNOKA 5:40 AM	2105	2084	Ar BARSTOW Cal. 5:55 AM San Francisco cars transferred to Train 23-61. Lv Barstow 6:20 am Ar Bakersfield 10:50 am Ar Fresno 1:08 pm Ar Stockton 3:07 pm Ar Oakland 5:00 pm Ar San Francisco 5:25 pm
	807	Cross Cimarron River 5:44 AM			
	834	Cross N. Canadian River 6:16 AM			
1904	840	Lv WOODWARD 6:20 AM			
2237	872	Lv SHATTUCK 6:55 AM			
	910	Cross South Canadian River 7:48 AM			
2344	912	Lv CANADIAN 7:46 AM			
3226	956	Lv PAMPA 8:35 AM			
3662	1010	Ar AMARILLO 9:45 AM			
3662	1010	Lv AMARILLO 9:55 AM			
3798	1057	Lv HEREFORD 10:48 AM			
4225	1114	Ar CLOVIS (CST) N. Mex. 11:50 AM At Clovis turn watches BACK one hour. New Orleans and Dallas cars joined to The Grand Canyon, see p. 14 for details this California service.	2105	2084	Lv BARSTOW Cal. 6:30 AM
			2117		Cross Mojave River 7:10 AM
			1827	2120	Ar VICTORVILLE Cal. 7:16 AM △Stops at Victorville to receive passengers for Los Angeles or discharge from Williams, also Belen and beyond.
4225	1114	Lv CLOVIS (MST) N. Mex. 11:00 AM			
4040	1174	Lv FT. SUMNER N.Mex. 11:59 AM	3822	2139	Cross Cajon Pass 8:40 AM
	1176	Cross Pecos River 12:01 PM	1077	2160	Ar SAN BERNARDINO 8:45 AM
5952	1245	Lv VAUGHN N.Mex. 12:22 PM	1077	2160	Lv SAN BERNARDINO 8:55 AM
6470	1313	Lv MOUNTAINAIR N.Mex. 12:30 PM *Stops at Ft. Sumner, Vaughn and Mountainair to discharge passengers from beyond Clovis or receive passengers for Belen and beyond.	2169		Cross Santa Ana River 9:05 AM
			851	2175	Ar RIVERSIDE Cal. 9:05 AM
			601	2189	Ar CORONA (NORCO) Cal. 9:23 AM
			2194		Cross Santa Ana River 9:30 AM
			161	2210	Ar FULLERTON Cal. 9:51 AM
			35	2234	Long Beach passengers transfer to motor coach at Fullerton. Ar. Long Beach 11:05 am.
1351		Cross Rio Grande 3:16 PM			
4785	1354	Ar BELEN N.Mex. 3:20 PM For Albuquerque take motor coach Lv. Belen 3:45 pm. Ar. Albuquerque 4:35 pm. Lv. Albuquerque 2:20 pm via motor coach to connect with Train 23 at Belen.	2223		Cross San Gabriel River 10:08 AM
			318	2236	Ar LOS ANGELES Cal. 10:40 AM San Diego passengers transfer at Fullerton to Train 74. Lv. Fullerton 10:57 a.m. Ar. San Diego 1:15 p.m.

Altitude	Mls.	Read Down	Altitude	Mls.	Read Down
13		Leave San Diego in Tr. 83 10:45 am; and transfer at Fullerton to The Grand Canyon. See Note ②			
318	0	Lv LOS ANGELES (PST) 1:40 PM	4785	885	Lv BELEN N.Mex. 10:25 AM
	13	Cross San Gabriel River 2:02 PM	888		Cross Rio Grande 10:29 AM
	35	Long Beach passengers for The Grand Canyon leave at 12:30 pm via motor coach for Fullerton.	6470	926	Lv MOUNTAINAIR N.Mex. 11:15 AM
			5952	994	Lv VAUGHN N.Mex. 12:20 PM
			1063		Cross Pecos River 1:25 PM
161	26	Lv FULLERTON Cal. 2:20 PM	4040	1065	Lv FT. SUMNER N.Mex. 12:26 PM
	41	Cross Santa Ana River 2:37 PM			*Stops at Mountainair, Vaughn and Ft. Sumner to discharge passengers from Belen and beyond or receive for beyond Clovis.
601	48	Lv CORONA (NORCO) Cal. 2:47 PM			
851	62	Lv RIVERSIDE Cal. 3:05 PM	4225	1125	Ar CLOVIS (MST) N.Mex. 2:30 PM At Clovis turn watches AHEAD one hour. New Orleans and Dallas cars switched to Tr. 98, see page 15 for details this service.
	68	Cross Santa Ana River 3:29 PM			
1077	72	Ar SAN BERNARDINO 3:35 PM	4225	1125	Lv CLOVIS (CST) N.Mex. 3:40 PM
1077	72	Lv SAN BERNARDINO 3:40 PM	3798	1182	Lv HEREFORD Tex. 4:48 PM
3822	99	Cross Cajon Pass	3662	1228	Ar AMARILLO Tex. 5:35 PM
2718	118	Lv VICTORVILLE Cal. 5:13 PM △Stops at Victorville to discharge passengers from Los Angeles.	3662	1228	Lv AMARILLO Tex. 5:45 PM
			3226	1283	Lv PAMPA Tex. 6:50 PM
			2344	1327	Lv CANADIAN Tex. 7:42 PM
					Cross South Canadian River 7:44 PM
			2237	1367	Lv SHATTUCK Okla. 8:35 PM
			1904	1399	Lv WOODWARD Okla. 9:10 PM
2105	154	Ar BARSTOW Cal. 6:05 PM			
			1405		Cross N. Canadian River 9:18 PM
			1431		Cross Cimarron River 9:55 PM
476	320	Ar NEEDLES Cal. 9:15 PM	1464	1434	Ar WAYNOKA Okla. 10:00 PM
476	320	Lv NEEDLES (PST) Cal. 9:25 PM	1464	1434	Lv WAYNOKA Okla. 10:05 PM
			1327	1455	Lv ALVA Okla. 10:34 PM
			1326	1473	Lv KIOWA Kan. 10:59 PM
			1205	1541	Ar WELLINGTON Kan. 12:15 AM
					Stops at stations Wellington to Chicago to discharge passengers from Arizona and California or from between La Junta and Denver.
5242	470	Ar SELIGMAN Ariz. 1:40 AM	1205	1541	Lv WELLINGTON Kan. 12:25 AM
5242	470	Lv SELIGMAN Ariz. 1:43 AM	1551		Cross Ninnesech River 12:40 AM
			1558		Cross Arkansas River 12:45 AM
			1312	1575	Ar WICHITA Kan. 1:15 AM
			1342	1575	Lv WICHITA Kan. 1:20 AM
			1445	1602	Ar NEWTON Kan. 2:00 AM
			1445	1602	Lv NEWTON Kan. 2:10 AM
			1138	1675	Lv EMPORIA Kan. 3:30 AM
			889	1729	Lv OTTAWA JCT. Kan. 4:40 AM
			781	1786	Ar KANSAS CITY Mo. 6:15 AM
			781	1786	Lv KANSAS CITY Mo. 7:00 AM
			1812		Cross Missouri River 7:55 AM
7313	548	Cross Arizona Divide 7:10 AM	1867		Cross Grand River 8:31 AM
6902	555	Lv FLAGSTAFF Ariz. 8:40 AM ⊙Stops at Flagstaff to receive passengers for Belen and beyond or discharge from Barstow and beyond.	857	1890	Lv MARCELINE Mo. 8:55 AM
			1913		Cross Chariton River 9:19 AM
			913	1926	Lv LA PLATA Mo. 9:35 AM
			1957		Cross N. Fabius River 10:00 AM
			1968		Cross Wyaconda River 10:15 AM
			1986		Cross Des Moines River 10:35 AM
			521	2002	Ar SHOPTON Ia. 11:00 AM
			521	2002	Lv SHOPTON Ia. 11:05 AM
			523	2004	Ar FT. MADISON Ia. 11:10 AM
			2005		Cross Mississippi River 11:18 AM
			755	2059	Ar GALESBURG Ill. 12:05 PM
			2074		Cross Spoon River 12:00 PM
			515	2106	Ar CHILLICOTHE Ill. 1:00 PM
			2108		Cross Illinois River 1:03 PM
			2145		Cross Vermilion River 1:48 PM
			625	2147	Ar STREATOR Ill. 1:45 PM
			2184		Cross Kankakee River 2:30 PM
			2212		Cross Des Plaines River 3:10 PM
			2225		Cross Des Plaines River 3:30 PM
			593	2236	Ar CHICAGO Ill. 3:45 PM

② Indicates Rail-Auto Service available. † Flag stop to receive and discharge passengers.
③ Train 83 will not operate until about May 18. Until then passengers may use Train 73 Lv. San Diego 10:45 am. Ar. Los Angeles 1:30 pm.

The GRAND CANYON

NORTHERN SECTION-VIA LA JUNTA

Train 23-123, Westbound
Daily, Pullman, Chair Car Train
Chicago, Gr. Canyon, California

The GRAND CANYON

NORTHERN SECTION-VIA LA JUNTA

Train 124-24, Eastbound
California, Gr. Canyon, Chicago
Daily, Pullman, Chair Car Train

Altitude	Mls.	Tr. 23-123 Westbound	Read Down	Altitude	Mls.	Read Down
593	0	Lv CHICAGO (CST) III. 12.01 PM	6457 1287 Ar LAMY..... N.Mex. 1.50 PM	6457	1287	Ar LAMY..... N.Mex. 1.50 PM
		Stops all points between Chicago and Kansas City; to receive passengers for Belen and beyond or for points between La Junta and Denver.	6986 1305 For Santa Fe, N. M. and Land of Pueblos take motor coach at Lamy. Ar. Santa Fe 2.30 pm.			Leave Santa Fe 12.50 pm to connect with The Grand Canyon at Lamy.
549	38	Lv JOLIET..... III. 12.55 PM	6457 1287 Lv LAMY..... N.Mex. 1.50 PM	6457	1287	Lv LAMY..... N.Mex. 1.50 PM
625	90	Lv STREATOR..... III. 1.50 PM	4934 1355 Ar ALBUQUERQUE N.Mex. 3.15 PM	4934	1355	Ar ALBUQUERQUE N.Mex. 3.15 PM
515	130	Lv CHILLICOTHE..... III. 2.35 PM	4934 1355 Lv ALBUQUERQUE N.Mex. 3.30 PM	4934	1355	Lv ALBUQUERQUE N.Mex. 3.30 PM
755	177	Lv GALESBURG..... III. 3.30 PM	3366 1390 Cross Rio Grande..... 4.45 PM	3366	1390	Cross Rio Grande..... 4.45 PM
523	232	Lv FT. MADISON..... Ia. 4.35 PM	7247 1487 Cross Continental Divide..... 6.51 PM	7247	1487	Cross Continental Divide..... 6.51 PM
521	234	Lv SHOPTON..... Ia. 4.45 PM	6506 1515 Lv GALLUP..... N.Mex. 6.13 PM	6506	1515	Lv GALLUP..... N.Mex. 6.13 PM
913	312	Lv LA PLATA..... Mo. 6.05 PM	1528 1528 Cross Rio Puerco..... 6.25 PM	1528	1528	Cross Rio Puerco..... 6.25 PM
857	346	Lv MARCELINE..... Mo. 6.45 PM	5080 1611 Lv HOLBROOK..... Ariz. 7.43 PM	5080	1611	Lv HOLBROOK..... Ariz. 7.43 PM
664	386	Lv CARROLLTON..... Mo. 7.25 PM	1640 1640 Cross Little Colorado River..... 8.07 PM	1640	1640	Cross Little Colorado River..... 8.07 PM
693	410	Lv HENRIETTA..... Mo. 7.50 PM	4843 1643 Lv WINSLOW..... Ariz. 8.25 PM	4843	1643	Lv WINSLOW..... Ariz. 8.25 PM
781	450	Ar KANSAS CITY..... Mo. 9.00 PM	1670 1670 Cross Canyon Diablo..... 9.08 PM	1670	1670	Cross Canyon Diablo..... 9.08 PM
781	450	Lv KANSAS CITY..... Mo. 9.30 PM	6902 1701 Lv FLAGSTAFF..... Ariz. 9.49 PM	6902	1701	Lv FLAGSTAFF..... Ariz. 9.49 PM
		Stops at all points between Kansas City and Newton to receive passengers for Albuquerque and west or points between La Junta and Denver.	7313 1708 Cross Arizona Divide..... 10.01 PM	7313	1708	Cross Arizona Divide..... 10.01 PM
			6748 1735 Ar WILLIAMS..... Ariz. 10.40 PM	6748	1735	Ar WILLIAMS..... Ariz. 10.40 PM
			Grand Canyon Pullman switched to Train 14. Lv. Williams 4.15 am; Ar. Grand Canyon 7.00 am. Effective June 3, 1952.			
813	490	Lv LAWRENCE..... Kan. 10.20 PM	6868 1799 Leave Grand Canyon 8.00 pm; Ar. Williams 10.20 pm where Pullman joins No. 123.	6868	1799	Leave Grand Canyon 8.00 pm; Ar. Williams 10.20 pm where Pullman joins No. 123.
889	516	Lv TOPEKA..... Kan. 10.55 PM	6748 1735 Lv WILLIAMS..... Ariz. 10.40 PM	6748	1735	Lv WILLIAMS..... Ariz. 10.40 PM
1138	577	Lv EMPORIA..... Kan. 12.10 AM	5128 1758 Ar ASH FORK..... Ariz. 11.40 PM	5128	1758	Ar ASH FORK..... Ariz. 11.40 PM
1445	650	Ar NEWTON..... Kan. 1.30 AM	1081 1952 Phoenix passengers use Train 47; Lv. Ash Fork 2.00 am; Ar. Wickenburg 6.30 am; Ar. Phoenix 8.30 am.	1081	1952	Phoenix passengers use Train 47; Lv. Ash Fork 2.00 am; Ar. Wickenburg 6.30 am; Ar. Phoenix 8.30 am.
1445	650	Lv NEWTON..... Kan. 1.50 AM	5128 1758 Lv ASH FORK..... Ariz. 11.40 PM	5128	1758	Lv ASH FORK..... Ariz. 11.40 PM
1530	683	Lv HUTCHINSON..... Kan. 2.26 AM	5242 1786 Lv SELIGMAN..... Ariz. 12.28 AM	5242	1786	Lv SELIGMAN..... Ariz. 12.28 AM
1857	722	Lv STAFFORD..... Kan. 3.07 AM	3335 1873 Lv KINGMAN (MST) Ariz. 12.16 AM	3335	1873	Lv KINGMAN (MST) Ariz. 12.16 AM
1907	731	Lv ST. JOHN..... Kan. 3.17 AM	1923 1923 Cross Colorado River..... 3.18 AM	1923	1923	Cross Colorado River..... 3.18 AM
2024	743	Lv MACKSVILLE..... Kan. 3.28 AM	476 1934 Ar NEEDLES (PST)..... Cal. 2.30 AM	476	1934	Ar NEEDLES (PST)..... Cal. 2.30 AM
2163	768	Lv KINSLEY..... Kan. 3.53 AM	476 1934 Lv NEEDLES..... Cal. 2.40 AM	476	1934	Lv NEEDLES..... Cal. 2.40 AM
2486	804	Ar DODGE CITY (CST) Kan. 4.35 AM	2105 2102 Ar BARSTOW..... Cal. 6.05 AM	2105	2102	Ar BARSTOW..... Cal. 6.05 AM
		At Dodge City turn watches BACK one hour.				San Francisco passengers transfer to Train 23-61. Lv Barstow..... 6.20 am Ar Bakersfield..... 10.50 am Ar Fresno..... 1.08 pm Ar Stockton..... 3.07 pm Ar Oakland..... 5.00 pm Ar San Francisco 5.25 pm
2486	804	Lv DODGE CITY (MST) Kan. 3.40 AM	2105 2102 Lv BARSTOW..... Cal. 6.20 AM	2105	2102	Lv BARSTOW..... Cal. 6.20 AM
2830	854	Lv GARDEN CITY..... Kan. 4.25 AM	2136 2136 Cross Mojave River..... 6.68 AM	2136	2136	Cross Mojave River..... 6.68 AM
2990	876	Lv LAKIN..... Kan. 4.43 AM	2718 2138 Ar VICTORVILLE..... Cal. 6.70 AM	2718	2138	Ar VICTORVILLE..... Cal. 6.70 AM
3229	906	Lv SYRACUSE..... Kan. 5.11 AM	3822 2158 Cross Cajon Pass..... 7.38 AM	3822	2158	Cross Cajon Pass..... 7.38 AM
927	927	Cross Arkansas River..... 5.30 AM	1077 2182 Ar SAN BERNARDINO..... 8.25 AM	1077	2182	Ar SAN BERNARDINO..... 8.25 AM
3603	954	Lv LAMAR..... Colo. 6.00 AM	2187 2187 Cross Santa Ana River..... 8.38 AM	2187	2187	Cross Santa Ana River..... 8.38 AM
973	973	Caddo Dam..... 6.34 AM	851 2193 Ar RIVERSIDE..... Cal. 8.50 AM	851	2193	Ar RIVERSIDE..... Cal. 8.50 AM
986	986	Cross Purgatoire River..... 6.38 AM	601 2207 Ar CORONA (NORCO) Cal. 9.10 AM	601	2207	Ar CORONA (NORCO) Cal. 9.10 AM
3877	988	Lv LAS ANIMAS..... Colo. 6.40 AM	161 2212 Cross Santa Ana River..... 9.15 AM	161	2212	Cross Santa Ana River..... 9.15 AM
4045	1007	Ar LA JUNTA..... Colo. 7.05 AM	35 2252 Ar FULLERTON..... Cal. 9.41 AM	35	2252	Ar FULLERTON..... Cal. 9.41 AM
		Denver cars switched at La Junta to Train No. 1-102 Lv. La Junta 8.00 am; Ar. Pueblo 9.45 am; Ar. Colorado Springs 11.00 am; Ar. Denver 1.00 pm.				Long Beach passengers transfer to motor coach at Fullerton. Ar. Long Beach 11.05 am.
5200	1190	Denver — Los Angeles cars Lv. Denver Train 141, 11.40 pm; Colorado Springs 1.25 am; Pueblo, 2.20 am; arrive La Junta 5.00 am and join The Grand Canyon.	2105 2102 Lv BARSTOW..... Cal. 6.20 AM	2105	2102	Lv BARSTOW..... Cal. 6.20 AM
4045	1007	Lv LA JUNTA..... Colo. 7.30 AM	2136 2136 Cross Mojave River..... 6.68 AM	2136	2136	Cross Mojave River..... 6.68 AM
5971	1089	Lv TRINIDAD..... Colo. 8.57 AM	2718 2138 Ar VICTORVILLE..... Cal. 6.70 AM	2718	2138	Ar VICTORVILLE..... Cal. 6.70 AM
7622	1104	Cross Colorado-New Mexico boundary through Raton Tunnel one-half mile long and highest point on the Santa Fe. 9.27 AM	3822 2158 Cross Cajon Pass..... 7.38 AM	3822	2158	Cross Cajon Pass..... 7.38 AM
6666	1112	Lv RATON..... N.Mex. 9.55 AM	1077 2182 Ar SAN BERNARDINO..... 8.25 AM	1077	2182	Ar SAN BERNARDINO..... 8.25 AM
6392	1222	Lv LAS VEGAS..... N.Mex. 11.52 AM	2187 2187 Cross Santa Ana River..... 8.38 AM	2187	2187	Cross Santa Ana River..... 8.38 AM
1223	1223	Cross Gallinas River..... 11.53 AM	851 2193 Ar RIVERSIDE..... Cal. 8.50 AM	851	2193	Ar RIVERSIDE..... Cal. 8.50 AM
1252	1252	Cross Pecos River..... 11.58 PM	601 2207 Ar CORONA (NORCO) Cal. 9.10 AM	601	2207	Ar CORONA (NORCO) Cal. 9.10 AM
7421	1277	Lv GLORIETA..... *1.29 PM	161 2212 Cross Santa Ana River..... 9.15 AM	161	2212	Cross Santa Ana River..... 9.15 AM

△ Stops to receive passengers for Albuquerque-Pueblo and beyond or discharge from Kansas City and beyond and from south of Newton.
○ Stops to receive passengers for Albuquerque-Pueblo and beyond or discharge from and beyond or Barstow and beyond.
↓ Stops to discharge passengers from La Junta and beyond.
↑ Stops to discharge passengers from Winslow and beyond or receive for Prescott and beyond or Barstow and beyond.
* Stops to receive passengers for Gallup and beyond or discharge from Trinidad and beyond.
† Stops to receive passengers for Prescott and beyond or Barstow and beyond and to discharge from La Junta and beyond.
f Flag stop to receive and discharge passengers. ☞ Indicates Rail-Auto Service available.

Altitude	Mls.	Tr. 124-24 Eastbound	Read Down	Altitude	Mls.	Read Down
13		Leave San Diego Tr. 73, 10.45 a. m., and transfer at Fullerton to The Grand Canyon.	6457 957 Lv LAMY..... N.Mex. 11.45 AM	6457	957	Lv LAMY..... N.Mex. 11.45 AM
			1002 1002 Cross Pecos River..... 11.40 PM	1002	1002	Cross Pecos River..... 11.40 PM
			1031 1031 Cross Gallinas River..... 1.25 PM	1031	1031	Cross Gallinas River..... 1.25 PM
318	0	Lv LOS ANGELES (PST) 1.30 PM	6392 1032 Lv LAS VEGAS..... N.Mex. 1.33 PM	6392	1032	Lv LAS VEGAS..... N.Mex. 1.33 PM
		Cross San Gabriel River..... 1.62 PM				Views of Rocky Mts.
35	13	Long Beach passengers for The Grand Canyon leave at 12.30 pm via motor coach for Fullerton.	6666 1142 Lv RATON..... N.Mex. 3.30 PM	6666	1142	Lv RATON..... N.Mex. 3.30 PM
			7622 1150 Cross New Mexico-Colorado boundary through Raton Tunnel one-half mile long and highest point on the Santa Fe. 5.59 PM	7622	1150	Cross New Mexico-Colorado boundary through Raton Tunnel one-half mile long and highest point on the Santa Fe. 5.59 PM
161	26	Lv FULLERTON..... Cal. 2.10 PM	5971 1165 Ar TRINIDAD..... Colo. 4.30 PM	5971	1165	Ar TRINIDAD..... Colo. 4.30 PM
		Cross Santa Ana River..... 2.88 PM	5404 1247 Ar LA JUNTA..... Colo. 6.05 PM	5404	1247	Ar LA JUNTA..... Colo. 6.05 PM
601	48	Lv CORONA (NORCO) Cal. 2.37 PM	4280 1430 Denver cars switched to train No. 13, Lv. La Junta 6.40 pm; Ar. Pueblo 7.45 pm; Colorado Springs 9.00 pm; Denver 10.40 pm.	4280	1430	Denver cars switched to train No. 13, Lv. La Junta 6.40 pm; Ar. Pueblo 7.45 pm; Colorado Springs 9.00 pm; Denver 10.40 pm.
851	62	Lv RIVERSIDE..... Cal. 2.55 PM				
		Cross Santa Ana River..... 3.01 PM				
1077	72	Lv SAN BERNARDINO 3.30 PM				
3822	99	Cross Cajon Pass				
2718	118	Lv VICTORVILLE..... Cal. 5.03 PM				
		Cross Mojave River..... 5.06 PM				
2105	154	Ar BARSTOW..... Cal. 5.55 PM				
		San Francisco passengers leave in Train No. 60. Lv San Francisco 7.45 am Lv Oakland..... 8.07 am Lv Stockton..... 10.12 am Lv Fresno..... 12.10 pm Lv Bakersfield..... 2.15 pm Ar Barstow..... 6.00 pm				
			4045 1247 Lv LA JUNTA..... Colo. 6.40 PM	4045	1247	Lv LA JUNTA..... Colo. 6.40 PM
			3877 1266 Lv LAS ANIMAS..... Colo. 7.08 PM	3877	1266	Lv LAS ANIMAS..... Colo. 7.08 PM
			1268 Cross Purgatoire River..... 7.31 PM	1268	1268	Cross Purgatoire River..... 7.31 PM
			3603 1300 Lv LAMAR..... Colo. 7.31 PM	3603	1300	Lv LAMAR..... Colo. 7.31 PM
			1327 Cross Arkansas River..... 7.58 PM	1327	1327	Cross Arkansas River..... 7.58 PM
			3229 1348 Lv SYRACUSE..... Kan. 8.15 PM	3229	1348	Lv SYRACUSE..... Kan. 8.15 PM
			2990 1378 Lv LAKIN..... Kan. 8.41 PM	2990	1378	Lv LAKIN..... Kan. 8.41 PM
			2830 1400 Lv GARDEN CITY..... Kan. 9.03 PM	2830	1400	Lv GARDEN CITY..... Kan. 9.03 PM
			2486 1450 Ar DODGE CITY (MST) Kan. 9.55 PM	2486	1450	Ar DODGE CITY (MST) Kan. 9.55 PM
			At Dodge City turn watches AHEAD one hour.			
			2486 1450 Lv DODGE CITY (CST) Kan. 11.00 AM	2486	1450	Lv DODGE CITY (CST) Kan. 11.00 AM
			2163 1486 Lv KINSLEY..... Kan. 11.39 PM	2163	1486	Lv KINSLEY..... Kan. 11.39 PM
			2024 1511 Lv MACKSVILLE..... Kan. 12.02 AM	2024	1511	Lv MACKSVILLE..... Kan. 12.02 AM
			1907 1523 Lv ST JOHN..... Kan. 12.21 AM	1907	1523	Lv ST JOHN..... Kan. 12.21 AM
			1857 1532 Lv STAFFORD..... Kan. 12.20 AM	1857	1532	Lv STAFFORD..... Kan. 12.20 AM
			1530 1571 Lv HUTCHINSON..... Kan. 1.01 AM	1530	1571	Lv HUTCHINSON..... Kan. 1.01 AM
			1445 1604 Ar NEWTON..... Kan. 1.50 AM	1445	1604	Ar NEWTON..... Kan. 1.50 AM
			Oklahoma City-Kansas City Pullman joins Train No. 124 at Newton.			
			Stops all stations between Newton and Kansas City to discharge passengers from Albuquerque and west and from between La Junta and Denver.			
			Lv NEWTON..... Kan. 2.00 AM	1445	1604	Lv NEWTON..... Kan. 2.00 AM
			1138 1677 Lv EMPORIA..... Kan. 3.20 AM	1138	1677	Lv EMPORIA..... Kan. 3.20 AM
			889 1738 Lv TOPEKA..... Kan. 4.35 AM	889	1738	Lv TOPEKA..... Kan. 4.35 AM
			889 1738 Lv TOPEKA..... Kan. 4.40 AM	889	1738	Lv TOPEKA..... Kan. 4.40 AM
			813 1764 Ar LAWRENCE..... Kan. 5.19 AM	813	1764	Ar LAWRENCE..... Kan. 5.19 AM
			781 1804 Ar KANSAS CITY..... Mo. 6.30 AM	781	1804	Ar KANSAS CITY..... Mo. 6.30 AM
			Stops all stations Kansas City to Chicago to discharge passengers from Arizona and California or from between La Junta and Denver.			
			Lv KANSAS CITY..... Mo. 7.00 AM	781	1804	Lv KANSAS CITY..... Mo. 7.00 AM
			Ar MARCELINE..... Mo. 8.55 AM	857	1908	Ar MARCELINE..... Mo. 8.55 AM
			Ar LA PLATA..... Mo. 9.35 AM	913	1942	Ar LA PLATA..... Mo. 9.35 AM
			521 2018 Lv SHOPTON..... Ia. 11.00 AM	521	2018	Lv SHOPTON..... Ia. 11.00 AM
			521 2018 Lv SHOPTON..... Ia. 11.05 AM	521	2018	Lv SHOPTON..... Ia. 11.05 AM
			523 2020 Ar FT. MADISON..... Ia. 11.10 AM	523	2020	Ar FT. MADISON..... Ia. 11.10 AM
			755 2077 Lv GALESBURG..... Ill. 12.05 PM	755	2077	Lv GALESBURG..... Ill. 12.05 PM
			515 2124 Ar CHILLICOTHE..... Ill. 1.00 PM	515	2124	Ar CHILLICOTHE..... Ill. 1.00 PM
			625 2164 Ar STREATOR..... Ill. 1.45 PM	625	2164	Ar STREATOR..... Ill. 1.45 PM
			593 2254 Ar CHICAGO (CST)..... Ill. 3.45 PM	593	2254	Ar CHICAGO (CST)..... Ill. 3.45 PM

△ Stops to receive passengers for Williams and beyond.
■ Stops to receive passengers for La Junta and beyond.
★ Stops to receive passengers for Kansas City and beyond and south of Newton or discharge from Albuquerque-Pueblo and beyond.
‡ Stops to receive passengers for Kansas City and beyond or discharge from Albuquerque-Pueblo and beyond.
† Stops to discharge passengers from Prescott and beyond or receive for La Junta and beyond.
↓ Stops to receive passengers for La Junta and beyond or discharge from south of Ash Fork.
f Flag stop to receive or discharge passengers. ☞ Indicates Rail-Auto Service available.

CALIFORNIA LIMITED

Train 3, Westbound
Chicago to California
Pullman, Chair Car Train

Altitude	Mls.	Read Down	Altitude	Mls.	Read Down
593	0	Lv CHICAGO (CST) III. 8.45PM	1236	...	Cross Gallinas River... 8.48AM
11	...	Cross Des Plaines River... 9.05PM	1264	...	Cross Pecos River... 4.28AM
24	...	Cross Des Plaines River... 9.17PM	6457 1299	Ar LAMY... N.Mex.	5.40AM
549 38	Lv JULIET... III.	9.40PM	6986 1317	For Santa Fe, N. M. and Land of Pueblos take motor coach at Lamy. Ar. Santa Fe 6.20 am. Leave Santa Fe 4.40 am to connect with California Limited at Lamy.	
52	...	Cross Kankakee River... 9.57PM			
572 58	Lv COAL CITY... III.	10.08PM			
625 90	Lv STREATOR... III.	10.50PM			
92	...	Cross Vermilion River... 10.53PM			
702 110	Lv TOLUCA... III.	11.15PM	6457 1299	Ar LAMY... N.Mex.	5.40AM
128	...	Cross Illinois River... 11.48PM	4934 1366	Ar ALBUQUERQUE, N.Mex.	7.30AM
150	Lv CHILLICOTHE... III.	11.50PM		Stops for breakfast in station dining room.	
163	...	Cross Spoon River... 12.30AM			
755 177	Lv GALESBURG... III.	12.55AM		Pullman from Chicago via Amarillo for Los Angeles joins California Limited at Albuquerque.	
231	...	Cross Mississippi River... 2.18AM	4934 1366	Ar ALBUQUERQUE, N.Mex.	8.30AM
523 232	Lv FT. MADISON... Ia.	2.20AM	1377	...	Cross Rio Grande... 8.43AM
521 234	Lv SHOPTON... Ia.	2.30AM	1401	...	Cross Rio Puerco... 9.10AM
251	...	Cross Des Moines River... 2.48AM	6465 1437	Lv GRANTS... N.Mex.	10.30AM
268	...	Cross Wyaconda River... 3.10AM	7247 1498	Cross Continental Divide... 11.05AM	
279	...	Cross N. Fabius River... 3.26AM	6506 1526	Ar GALLUP... N.Mex.	11.45AM
913 312	Lv LA PLATA... Mo.	4.05AM		Stops for luncheon in station dining room.	
323	...	Cross Chariton River... 4.16AM	6506 1526	Lv GALLUP... N.Mex.	12.30PM
857 346	Lv MARCELINE... Mo.	4.50AM	1539	...	Cross Rio Puerco... 12.58PM
369	...	Cross Grand River... 5.18AM	5080 1622	Lv HOLBROOK... Ariz.	2.15PM
664 386	Lv CARROLLTON... Mo.	5.35AM	1651	Cross Little Colorado River... 3.40PM	
693 410	Lv HENRIETTA... Mo.	6.05AM	4843 1654	Lv WINSLOW... Ariz.	3.00PM
424	...	Cross Missouri River... 6.28AM	1681	...	Cross Canyon Diablo... 3.38PM
781 450	Ar KANSAS CITY... Mo.	7.15AM	6902 1712	Lv FLAGSTAFF... Ariz.	4.35PM
	Chicago - Los Angeles Pullman via Amarillo and Albuquerque switched to Train No. 105. Lv. Newton 12.55 pm., Ar. Amarillo 11.00 pm., Ar. Albuquerque 7.45 am.		7313 1719	...	Cross Arizona Divide... 4.60PM
	Chicago-Galveston Pullman switched to Train No. 5 at Kansas City.		6748 1746	Ar WILLIAMS... Ariz.	5.30PM
				Stops for dinner in station dining room.	
781 450	Lv KANSAS CITY... Mo.	8.00AM	6868 1810	For Grand Canyon take motor coach Lv. Williams 6.30 pm; Ar. Grand Canyon 8.30 pm.	
813 490	Lv LAWRENCE... Kan.	8.51AM		Leave Grand Canyon 3.20 pm via motor coach to connect with train No. 3 at Williams.	
889 516	Lv TOPEKA... Kan.	9.30AM	6748 1746	Lv WILLIAMS... Ariz.	6.15PM
1138 577	Lv EMPORIA... Kan.	11.00AM	5128 1769	Lv ASH FORK... Ariz.	7.15PM
1260 608	Lv FLORENCE... Kan.	11.40AM	5242 1797	Lv SELIGMAN... Ariz.	8.00PM
1445 650	Lv NEWTON... Kan.	1.10PM	3335 1884	Lv KINGMAN (MST) Ariz.	9.40PM
1530 683	Lv HUTCHINSON... Kan.	1.57PM	1934	...	Cross Colorado River... 10.29PM
1781 724	Lv ELLINWOOD... Kan.	2.56PM		Arriving Needles turn watches BACK one hour.	
1848 734	Lv GREAT BEND... Kan.	3.18PM		Leave Phoenix (for Los Ang.) Tr. No. 42 at 5.00 pm; Lv. Wickenburg 7.00 pm; Ar. Cadiz 11.00 pm; where cars join Calif. Ltd.	
2003 757	Lv LARNED... Kan.	3.54PM	815 2015	Lv CADIZ... Cal.	11.30PM
2486 818	Ar DODGE CITY (CST) Kan.	5.30PM	2105 2113	Ar BARSTOW... Cal.	1.45AM
	At Dodge City turn watches BACK one hour.		8 2573	San Francisco passengers use Train No. 25. Lv. Barstow 6.20 am; Ar. Bakersfield 10.50 am; Fresno 2.15 pm; Stockton 5.10 pm; Oakland 8.00 pm; San Francisco 8.30 pm.	
2486 818	Lv DODGE CITY (MST) Kan.	4.40PM			
2615 837	Lv CIMARRON... Kan.	5.03PM			
2830 868	Lv GARDEN CITY... Kan.	5.40PM			
3229 919	Lv SYRACUSE... Kan.	6.50PM			
3380 940	Lv HOLLY... Colo.	7.16PM			
946	...	Cross Arkansas River... 7.21PM			
3603 967	Lv LAMAR... Colo.	8.01PM			
986	...	Caddoa Dam... 8.45PM			
999	...	Cross Purgatoire River... 8.48PM			
3877 1001	Lv LAS ANIMAS... Colo.	8.49PM	2105 2113	Lv BARSTOW... Cal.	2.15AM
4045 1020	Ar LA JUNTA... Colo.	9.35PM	3822 2168	...	Cross Mojave River... 2.50AM
	Denver - Albuquerque Pullman joins train No. 3.		1077 2194	Ar SAN BERNARDINO	4.15AM
4045 1020	Lv LA JUNTA... Colo.	9.50PM	2232	...	Cross San Gabriel River... 5.19AM
5971 1102	Lv TRINIDAD... Colo.	11.55PM	830 2244	Ar PASADENA... Cal.	5.58AM
7622 1117	Cross Colorado-New Mexico boundary through Raton Tunnel one-half mile long and highest point on the Santa Fe.	12.39AM	35 2271	Long Beach passengers transfer to motor coach at Pasadena, Ar. Long Beach 8.15 am.	
6666 1125	Lv RATON... N.Mex.	1.05AM	2251	...	Cross Los Angeles River... 6.25AM
5769 1164	Lv SPRINGER... N.Mex.	2.03AM	318 2253	Ar LOS ANGELES... Cal.	6.30AM
6177 1190	Lv WAGON MOUND... N.Mex.	2.35AM	13 2381	San Diego passengers use train No. 72. Lv. Los Angeles 7.10 am. Ar. San Diego 9.55 am.	
6392 1235	Ar LAS VEGAS... N.Mex.	3.35AM			

☞ Indicates Rail-Auto Service available.

CALIFORNIA LIMITED

Train 4, Eastbound
California to Chicago
Pullman, Chair Car Train

Altitude	Mls.	Read Down	Altitude	Mls.	Read Down
13	...	Lv. San Diego, train 77, 2.15 pm; Ar. Los Angeles 5.00 pm for transfer to California Limited.	1020	...	Cross Gallinas River... 11.53PM
318 0	Lv LOS ANGELES... Cal.	6.15PM	6392 1021	Lv LAS VEGAS... N.Mex.	12.05AM
2	...	Cross Los Angeles River... 6.22PM		Views of Rocky Mts.	
35	...	Long Beach passengers leave at 5.00 pm, via motor coach for Pasadena.	6666 1131	Lv RATON... N.Mex.	2.45AM
830 9	Lv PASADENA... Cal.	6.45PM	7622 1137	Cross New Mexico-Colo-rado boundary through Raton Tunnel one-half mile long and highest point on the Santa Fe.	3.10AM
21	...	Cross San Gabriel River... 7.05PM	5971 1153	Ar TRINIDAD... Colo.	4.00AM
1077 60	Lv SAN BERNARDINO	8.05PM	4045 1235	Ar LA JUNTA... Colo.	6.00AM
3822 87	...	Cross Cajon Pass... 9.40PM		Denver Pullman switched to Tr. 1-102. Lv. La Junta 8.00 am., Ar. Denver 1.00 pm.	
108	...	Cross Mojave River... 10.20PM	4045 1235	Lv LA JUNTA... Colo.	6.30AM
2105 142	Ar BARSTOW... Cal.	10.20PM	3877 1254	Lv LAS ANIMAS... Colo.	6.53AM
	San Francisco passengers leave 9.00 am, Oakland 9.25am, Stockton 12.07 pm, Fresno 3.10 pm, Bakersfield 6.05 pm. Ar. Barstow 10.10 pm.		1256	...	Cross Purgatoire River... 6.55AM
2105 142	Lv BARSTOW... Cal.	10.45PM	1269	...	Caddoa Dam... 6.55AM
815 234	Lv CADIZ... Cal.	1.00AM	3603 1288	Lv LAMAR... Colo.	7.31AM
	Phoenix cars switched to Train 118. Lv. Cadiz 1.00 am; Ar. Wickenburg 6.40 am; Ar. Phoenix 8.30 am.		1310	...	Cross Arkansas River... 7.31AM
5242 457	Ar SELIGMAN... Ariz.	7.45AM	3380 1315	Lv HOLLY... Colo.	8.16AM
	Stops for breakfast in station dining room.		3229 1336	Lv SYRACUSE... Kan.	8.45AM
5242 457	Lv SELIGMAN... Ariz.	8.30AM	2990 1365	Lv LAKIN... Kan.	9.27AM
5128 482	Lv ASH FORK... Ariz.	9.20AM	2830 1387	Lv GARDEN CITY... Kan.	10.05AM
6748 509	Ar WILLIAMS... Ariz.	10.25AM	2615 1418	Lv CIMARRON... Kan.	10.55AM
573 6868	For Grand Canyon take motor coach, Lv. Williams 10.40 am; Ar. Grand Canyon 12.40 pm.		2486 1437	Ar DODGE CITY (MST) Kan.	11.30AM
	Leave Grand Canyon 8.20 am via motor coach to connect with Tr. No. 4.			At Dodge City turn watches AHEAD one hour.	
6748 509	Lv WILLIAMS... Ariz.	10.25AM	2486 1437	Lv DODGE CITY (CST) Kan.	12.40PM
7313 536	...	Cross Arizona Divide... 11.04AM	1497	...	Cross Pawnee River... 2.04PM
6902 543	Lv FLAGSTAFF... Ariz.	11.18AM	2003 1498	Lv LARNED... Kan.	2.05PM
574	...	Cross Canyon Diablo... 11.54AM	1848 1520	Lv GREAT BEND... Kan.	2.40PM
4843 601	Ar WINSLOW... Ariz.	12.30PM	1530 1572	Lv HUTCHINSON... Kan.	4.21PM
	Stops for luncheon in station dining room.		1445 1605	Lv NEWTON... Kan.	5.25PM
4843 601	Lv WINSLOW... Ariz.	1.15PM	1262 1633	Lv FLORENCE... Kan.	5.51PM
604	...	Cross Little Colorado River... 1.20PM	1138 1678	Lv EMPORIA... Kan.	6.45PM
5080 633	Lv HOLBROOK... Ariz.	1.51PM	1077 1713	Ar OSAGE CITY... Kan.	7.16PM
716	...	Cross Rio Puerco... 3.15PM	1044 1722	Ar BURLINGAME... Kan.	7.26PM
6506 729	Lv GALLUP... N.Mex.	3.35PM	889 1739	Lv TOPEKA... Kan.	8.10PM
7247 758	...	Cross Continental Divide... 4.15PM	813 1765	Ar LAWRENCE... Kan.	8.50PM
6465 791	Lv GRANTS... N.Mex.	4.55PM	765 1798	Ar TURNER... Kan.	9.42PM
854	...	Cross Rio Puerco... 6.06PM	752 1801	Ar KANSAS CITY... Kan.	9.48PM
878	...	Cross Rio Grande... 6.52PM	781 1805	Ar KANSAS CITY... Mo.	10.10PM
4934 889	Ar ALBUQUERQUE, N.Mex.	6.45PM		Pullman from Los Angeles via Amarillo joins Train No. 4 at Kansas City.	
	Stops for dinner in station dining room.		781 1805	Lv KANSAS CITY... Mo.	11.00PM
	Chicago Pullman via Amarillo and Newton switched to The Scout, Lv. Albuquerque 9.00 pm, Albuquerque-Denver Pullman joins Train No. 4.		1831	...	Cross Missouri River... 11.33PM
4934 889	Lv ALBUQUERQUE, N.Mex.	8.00PM	693 1845	Ar HENRIETTA... Mo.	11.50PM
6457 956	Ar LAMY... N.Mex.	9.50PM	664 1870	Ar CARROLLTON... Mo.	12.20AM
6986 974	For Santa Fe, N. M., and Land of Pueblos take motor coach, Lv. Lamy 9.55 pm; Ar. Santa Fe 10.30 pm.		1886	...	Cross Grand River... 12.40AM
	Leave Santa Fe 8.50 pm to connect with Tr. No. 4.		857 1909	Ar MARCELINE... Mo.	1.10AM
6457 956	Lv LAMY... N.Mex.	9.50PM	1011 1915	Lv BUCKLIN... Mo.	1.20AM
991	...	Cross Pecos River... 10.45PM	1932	...	Cross Chariton River... 1.40AM
			913 1943	Ar LA PLATA... Mo.	1.55AM
			1976	...	Cross N. Fabius River... 2.32AM
			1987	...	Cross Wyaconda River... 2.40AM
			2005	...	Cross Des Moines River... 3.05AM
			521 2021	Lv SHOPTON... Ia.	3.35AM
			523 2023	Ar FT. MADISON... Ia.	3.40AM
			2028	...	Cross Mississippi River... 3.42AM
			755 2078	Ar GALESBURG... III.	4.40AM
			2092	...	Cross Spoon River... 4.58AM
			515 2125	Ar CHILLICOTHE... III.	5.35AM
			2127	...	Cross Illinois River... 5.42AM
			2164	...	Cross Vermilion River... 6.15AM
			625 2166	Ar STREATOR... III.	6.25AM
			572 1972	Ar COAL CITY... III.	6.57AM
			2203	...	Cross Kankakee River... 7.10AM
			549 2218	Ar JOLIET... III.	7.30AM
			2231	...	Cross Des Plaines River... 7.55AM
			2244	...	Cross Des Plaines River... 8.11AM
			593 2255	Ar CHICAGO (CST) III.	8.30AM

f Flag Stop. ☞ Indicates Rail-Auto Service available.

The SCOUT

Train 3-5-105, Westbound, Chicago to Albuquerque
 Train 106-6-4, Eastbound, Albuquerque to Chicago
 Daily Pullman and Chair Car Train—Pullman
 direct to Carlsbad, N. M. (Carlsbad Caverns)

Altitude	Mls.	Train 3-5-105 Westbound	Read Down	Altitude	Mls.	Train 106-6-4 Eastbound	Read Down
593	0	Lv CHICAGO (CST)	8:45PM	4934	0	Lv ALBUQUERQUE, N.Mex.	9:00PM
549	38	Lv JOLIET	9:40PM	4785	30	Ar BELEN	9:40PM
572	58	Lv COAL CITY	10:08PM	4785	30	Lv BELEN	9:55PM
625	90	Lv STREATOR	10:50PM	33		<i>Cross Rio Grande</i>	10:00PM
702	110	Lv TOLUCA	11:15PM	6470	71	Lv MOUNTAINAIR, N.Mex.	10:05PM
515	130	Lv CHILLICOTHE	11:50PM	6106	84	Lv WILLARD	11:10PM
755	177	Lv GALESBURG	12:55AM	5952	139	Lv VAUGHN	12:15AM
523	232	Lv FT. MADISON	2:20AM	208		<i>Cross Pecos River</i>	1:20AM
912	334	Lv SHOPTON	2:30AM	4040	210	Lv FT. SUMNER	1:25AM
513	312	Lv LA PLATA	4:05AM	4392	246	Lv MELROSE	2:02AM
857	346	Lv MARCELINE	4:50AM	4225	270	Ar CLOVIS (MST)	2:35AM
664	386	Lv CARROLLTON	5:35AM			At Clovis turn watches	
693	410	Lv HENRIETTA	6:05AM			AHEAD one hour.	
781	450	Ar KANSAS CITY	7:15AM			Through Albuquerque-	
781	450	Ar KANSAS CITY	8:50AM			Carlsbad-Waynoka Pull-	
1138	577	Lv EMPORIA	10:55AM			man with Carlsbad Caver-	
1445	635	Ar NEWTON	12:10PM			nys visitors, Lv. Clovis,	
1445	635	Lv NEWTON	12:55PM			Tr. 25, 3:00 am; Ar. Carls-	
1312	635	Lv WICHITA	1:50PM			bad 8:15 am. Car remains	
1222	678	Lv MULVANE	2:15PM			at Carlsbad during day.	
679		<i>Cross Arkansas River</i>	8:20PM			Carlsbad-Waynoka Pull-	
1205	697	Lv WELLINGTON	3:05PM			man Lv. Carlsbad 7:30pm;	
1417	731	Lv HARPER	3:50PM			Ar. Clovis 12:45 am.	
1443	743	Lv ATTICA	4:06PM				
1326	764	Lv KIOWA	4:32PM	4225	270	Lv CLOVIS (CST)	4:15AM
1282	775	Lv CAPRON	4:43PM	4129	279	Lv FARWELL-TEXICO	4:35AM
1327	782	Lv ALVA	5:03PM	4067	292	Lv BOVINA	4:54AM
1464	803	Ar WAYNOKA	5:35PM	4006	301	Lv FRIONA	5:11AM
		Waynoka-Carlsbad-Albu-		3798	327	Lv HERFORD	5:46AM
		querque Pullman joined		3801	340	Lv DAWN	6:04AM
		to Train No. 105.		3626	356	Lv CANYON	6:32AM
1464	803	Lv WAYNOKA	5:40PM	3662	373	Lv AMARILLO	7:15AM
806		<i>Cross Cimarron River</i>	5:44PM	3340	414	Lv PANHANDLE	7:57AM
1883	829	Lv MOORELAND	6:15PM	3305	421	Lv KINGS MILL	8:20AM
833		<i>Cross N. Canadian River</i>	6:30PM	3236	428	Lv PAMPA	8:46AM
1904	839	Lv WOODWARD	6:35PM	2736	450	Lv MIAMI	9:08AM
2097	854	Lv FARGO	6:56PM	2344	471	Lv CANADIAN	9:40AM
2128	862	Lv GAGE	7:08PM	2601	482	Lv GLAZIER	9:59AM
2237	870	Lv SHATTUCK	7:25PM	2560	498	Lv HIGGINS	10:19AM
2560	884	Lv HIGGINS	7:43PM	2237	512	Lv SHATTUCK	10:43AM
2344	911	Lv CANADIAN	8:20PM	2128	520	Lv GAGE	10:56AM
2736	932	Lv MIAMI	8:58PM	2097	528	Lv FARGO	11:08AM
3226	954	Lv PAMPA	9:43PM	1904	543	Lv WOODWARD	11:30AM
3443	981	Lv WHITE DEER	10:03PM	549		<i>Cross N. Canadian River</i>	11:38AM
3662	1009	Lv AMARILLO	10:25PM	1860	553	Lv MOORELAND	11:44AM
3626	1026	Lv CANYON	11:49PM	576		<i>Cross Cimarron River</i>	12:20PM
3798	1055	Lv HERFORD	12:29AM	1464	579	Lv WAYNOKA	12:30PM
4006	1081	Lv FRIONA	12:59AM	1327	600	Lv ALVA	1:05PM
4129	1103	Lv FARWELL-TEXICO	1:40AM	1326	618	Lv KIOWA	1:34PM
4225	1112	Ar CLOVIS (CST)	2:00AM	1443	639	Lv ATTICA	2:02PM
		At Clovis turn watch		1417	651	Lv HARPER	2:19PM
		BACK one hour.		1205	685	Lv WELLINGTON	3:15PM
				1205	698	Lv BELLE PLAINE	3:38PM
				703		<i>Cross Arkansas River</i>	3:40PM
				1222	704	Lv MULVANE	3:55PM
				1312	719	Lv WICHITA	4:35PM
				1445	747	Ar NEWTON	5:25PM
				1445	747	Lv NEWTON	6:10PM
				1138	820	Lv EMPORIA	7:30PM
				889	881	Lv TOPEKA	8:45PM
				813	907	Lv LAWRENCE	9:19PM
				781	947	Ar KANSAS CITY	10:15PM
				781	947	Lv KANSAS CITY	11:00PM
				693	987	Lv HENRIETTA	11:50PM
				664	1011	Lv CARROLLTON	12:20AM
				857	1051	Lv MARCELINE	1:10AM
				1011	1057	Lv BUCKLIN	1:20AM
4225	1112	Lv CLOVIS (MST)	1:35AM	913	1085	Lv LA PLATA	1:55AM
4392	1136	Lv MELROSE	2:10AM	521	1163	Lv SHOPTON	3:35AM
4040	1172	Lv FT. SUMNER	2:47AM	523	1165	Lv FT. MADISON	3:40AM
5952	1243	Lv VAUGHN	4:10AM	515	1267	Lv CHILLICOTHE	4:40AM
6106	1296	Lv WILLARD	5:15AM	625	1307	Lv STREATOR	6:25AM
6470	1311	Lv MOUNTAINAIR, N.Mex.	5:30AM	570	1339	Lv COAL CITY	6:57AM
1349		<i>Cross Rio Grande</i>	6:25AM	549	1359	Lv JOLIET	7:30AM
4785	1352	Ar BELEN	6:35AM	593	1397	Ar CHICAGO	8:00AM
4785	1352	Lv BELEN	6:55AM				
4934	1382	Ar ALBUQUERQUE, N.Mex.	7:45AM				

Indicates Rail-Auto Service available.
 California connections with Trains 3 and 4, (California Limited) at Albuquerque, N. Mex.

TEXAS CHIEF

Train 15, Southbound, Chicago to Texas
 Train 16, Northbound, Texas to Chicago
 Daily Pullman and Chair Car Streamliner

Altitude	Mls.	Read Down	Altitude	Mls.	Read Down		
593	0	Lv CHICAGO (CST)	6:00PM	17	0	Lv GALVESTON (CST)	6:45AM
	11	<i>Cross Des Plaines River</i>	6:13PM	6	6	<i>Cross Galveston Causeway</i>	7:00AM
	24	<i>Cross Des Plaines River</i>	6:28PM	54	50	Lv HOUSTON	8:00AM
549	38	Lv JOLIET	6:50PM	264	130	Lv BELLVILLE YARD	9:38AM
	52	<i>Cross Kanabec River</i>	7:00PM	736	241	Lv TEMPLE	11:32AM
625	90	Lv STREATOR	7:35PM	713	266	Lv MCGREGOR	\$1159AM
	92	<i>Cross Vermilion River</i>	7:37PM	294	294	<i>Cross Bosque River</i>	12:30PM
	128	<i>Cross Illinois River</i>	8:08PM	320	320	<i>Cross Brazos River</i>	12:55PM
515	130	Lv CHILLICOTHE	8:10PM	758	341	Lv CLEBURNE	1:16PM
	163	<i>Cross Spoon River</i>	8:40PM	670	369	Ar FT. WORTH	1:50PM
	177	Lv GALESBURG	8:55PM			Dallas passengers leave	
	231	<i>Cross Mississippi River</i>	9:40PM			from Trailways Bus Ter-	
523	234	Lv FT. MADISON	10:00PM			minus 12.45 pm; from	
521	251	Lv SHOPTON	10:16PM			Santa Fe Station 12.48	
	251	<i>Cross Des Moines River</i>	10:34PM			pm, on motor coach;	
	268	<i>Cross Wyaconda River</i>	10:45PM			arrive Fort Worth Ry.	
	279	<i>Cross N. Fabius River</i>	10:45PM			station 1.45 pm.	
913	312	Lv LA PLATA	*11:12PM	670	369	Lv FT. WORTH	2:00PM
	323	<i>Cross Chariton River</i>	11:24PM	738	434	Lv GAINESVILLE	3:06PM
857	346	Lv MARCELINE	*11:45PM	441	441	Lv GAINESVILLE	3:15PM
	369	<i>Cross Grand River</i>	12:03AM	456	456	Lv MARIETTA	3:30PM
	424	<i>Cross Missouri River</i>	12:48AM	876	474	Lv ARDMORE	4:05PM
781	450	Ar KANSAS CITY	1:30AM	488	488	<i>Cross Washita River</i>	4:30PM
781	450	Lv KANSAS CITY	1:50AM	514	514	<i>Cross Washita River</i>	4:38PM
	553	<i>Cross Neosho River</i>	3:30AM	926	519	Lv PAULS VALLEY	4:43PM
1138	562	Lv EMPORIA	3:45AM	520	520	<i>Cross Washita River</i>	4:50PM
1445	635	Lv NEWTON	5:00AM	1029	541	Lv PURCELL	5:13PM
1312	663	Lv WICHITA	5:35AM	546	546	<i>Cross S. Canadian River</i>	5:18PM
1120	701	Lv WINFIELD	6:20AM	1170	556	Lv NORMAN	5:28PM
1118	714	Lv ARKANSAS CITY	6:40AM	573	573	<i>Cross N. Canadian River</i>	6:49PM
	715	<i>Cross Arkansas River</i>	6:42AM	1262	574	Lv OKLAHOMA CITY	6:55PM
1005	739	Lv PONCA CITY	7:08AM	940	605	Lv GUTHRIE	6:35PM
990	772	Lv PERRY	7:38AM	608	608	<i>Cross Cimarron River</i>	6:39PM
	800	<i>Cross Cimarron River</i>	8:06AM	990	636	Lv PERRY	7:05PM
940	803	Lv GUTHRIE	8:10AM	1005	669	Lv PONCA CITY	7:40PM
1262	834	Ar OKLAHOMA CITY	9:00AM	693	693	<i>Cross Arkansas River</i>	8:13PM
835	<i>Cross N. Canadian River</i>	9:02AM	1118	695	Lv ARKANSAS CITY	8:15PM	
1170	852	Lv NORMAN	9:20AM	1120	707	Lv WINFIELD	8:30PM
	862	<i>Cross S. Canadian River</i>	9:30AM	1312	746	Lv WICHITA	9:15PM
1029	868	Lv PURCELL	9:45AM	1445	773	Lv NEWTON	9:55PM
	887	<i>Cross Washita River</i>	10:08AM	1138	846	Lv EMPORIA	11:00PM
926	890	Lv PAULS VALLEY	10:10AM	856	856	<i>Cross Neosho River</i>	11:08PM
	895	<i>Cross Washita River</i>	10:15AM	781	958	Ar KANSAS CITY	12:50AM
	921	<i>Cross Washita River</i>	10:42AM	781	958	Lv KANSAS CITY	1:10AM
876	934	Lv ARDMORE	11:05AM	984	984	<i>Cross Missouri River</i>	1:44AM
848	952	Lv MARIETTA	*11:24AM	1039	1039	<i>Cross Grand River</i>	2:30AM
	967	<i>Cross Red River</i>	11:40AM	857	1062	Lv MARCELINE	2:50AM
738	974	Lv GAINESVILLE	11:50AM	1085	1085	<i>Cross Chariton River</i>	3:11AM
670	1039	Ar FT. WORTH	12:55PM	913	1096	Lv LA PLATA	3:25AM
		Transide motor coach for		1129	1129	<i>Cross N. Fabius River</i>	3:50AM
		Dallas passengers leaves		1140	1140	<i>Cross Wyaconda River</i>	4:00AM
		Santa Fe Station 1.05		1158	1158	<i>Cross Des Moines River</i>	4:25AM
		pm; Ar. Dallas Railway		521	1174	Lv SHOPTON	4:45AM
		Station 2.00 pm. Ar.		523	1176	Lv FT. MADISON	4:50AM
		Dallas Trailways Bus		1177	1177	<i>Cross Mississippi River</i>	4:52AM
		Terminal 2.05 pm.		755	1231	Lv GALESBURG	5:40AM
670	1039	Lv FT. WORTH	1:05PM	1245	1245	<i>Cross Spoon River</i>	5:55AM
758	1068	Lv CLEBURNE	1:45PM	515	1278	Lv CHILLICOTHE	6:25AM
	1088	<i>Cross Brazos River</i>	2:04PM	1280	1280	<i>Cross Illinois River</i>	6:27AM
	1113	<i>Cross Bosque River</i>	2:30PM	1317	1317	<i>Cross Vermilion River</i>	6:58AM
713	1142	Lv MCGREGOR	*3:00PM	625	1319	Lv STREATOR	7:05AM
736	1167	Lv TEMPLE	3:29PM	1356	1356	<i>Cross Kanabec River</i>	7:44AM
264	1279	Lv BELLVILLE YARD	5:23PM	549	1371	Lv JOLIET	7:00AM
54	1355	Ar HOUSTON	7:00PM	1384	1384	<i>Cross Des Plaines River</i>	8:20AM
	1402	<i>Cross Galveston Causeway</i>	8:02PM	1397	1397	<i>Cross Des Plaines River</i>	8:40AM
	17	Ar GALVESTON	8:15PM	593	1408	Ar CHICAGO (CST)	

NEW ORLEANS-TEXAS-CALIFORNIA

CALIFORNIA-TEXAS-NEW ORLEANS

Westbound—Train Nos. 66-75-97-23 • Through Pullman Cars

Eastbound—Train Nos. 24-98-76-65 • Through Pullman Cars

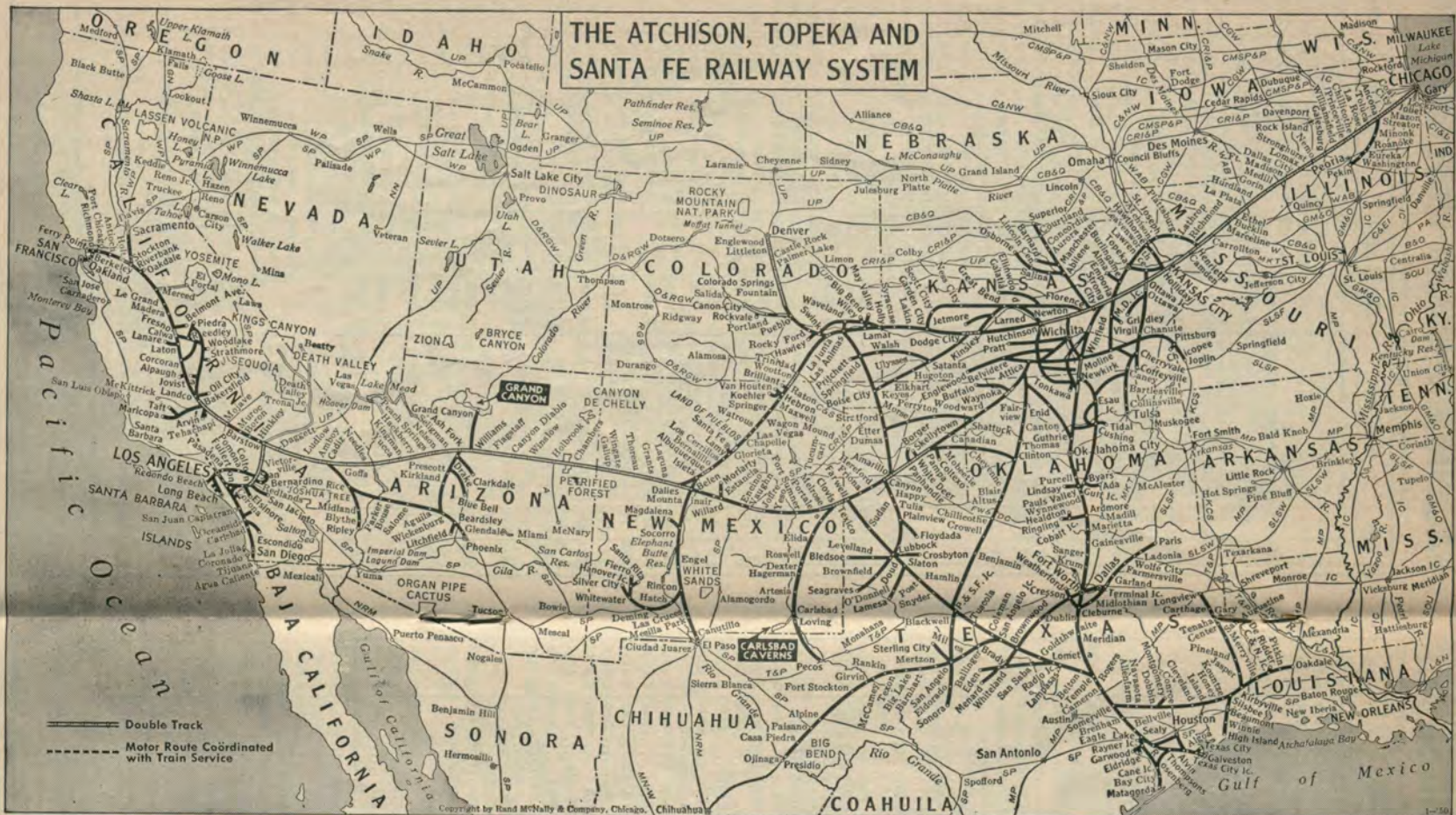
Altitude	Mls.	Read Down	Altitude	Mls.	Read Down
		Via Mo. Pac. Train 3 Lv New Orleans... 8.35am Ar Houston... 6.10pm	6470 847	Lv MOUNTAINAIR, N. Mex.	*2.30PM
		New Orleans-Oakland Pullman joins Train 66.	885	... Cross Rio Grande...	5.16PM
			4785 888	Ar BELEN... N. Mex.	3.20PM
				For Albuquerque take motor coach at Belen 3.45 pm; ar. Albuquerque 4.35 pm.	
54	0	Lv HOUSTON (CST)...	6.45PM	4785 888	Lv BELEN... N. Mex.
90	39	Lv ROSENBERG... Tex.	7.37PM	907	... Cross Rio Puerco...
128	56	Lv WALLIS... Tex.	7.55PM	7247 1004	Cross Continental Divide through Campbell's Pass
203	68	Lv SEALY... Tex.	8.09PM	6506 1032	Lv GALLUP... N. Mex.
264	81	Lv BELLVILLE... Tex.	8.30PM	1045	... Cross Rio Puerco...
350	100	Lv BRENHAM... Tex.	8.50PM	5080 1128	Lv HOLBROOK... Ariz.
250	115	Lv SOMERVILLE... Tex.	9.10PM	1157	Cross Little Colorado River.
406	131	Lv CALDWELL... Tex.	9.29PM	7313 1226	Lv WINSLOW... Ariz.
494	148	Lv MILANO... Tex.	9.49PM	4843 1160	... Cross Canyon Diablo...
402	161	Lv CAMERON... Tex.	10.03PM	1187	... Cross Canyon Diablo...
60	178	Lv ROGERS... Tex.	10.19PM	6902 1219	Lv FLAGSTAFF... Ariz.
736	191	Lv TEMPLE... Tex.	10.50PM	3121	... Cross Arizona Divide...
531	200	Lv BELTON... Tex.	11.02PM	6748 1253	Ar WILLIAMS... Ariz.
830	217	Lv KILLEEN... Tex.	11.23PM	6868 1317	Cars for Grand Canyon switched to No. 14; Arrive Grand Canyon 7.00 am.
1017	249	Lv RADIO JCT. } LAMPASAS } ... Tex.	b1158PM	6748 1253	Lv WILLIAMS... Ariz.
1482	267	Lv LOMETA... Tex.	b1221AM	5128 1276	Ar ASH FORK... Ariz.
1574	289	Lv GOLDTHWAITE... Tex.	b1246AM		Phoenix passengers take Train No. 47 at Ash Fork. Ar. Wickenburg 6.30 am. Ar. Phoenix 8.30 am.
1342	324	Ar BROWNWOOD... Tex.	1.40AM	5242 1303	Lv SELIGMAN... Ariz.
		Lv. Dallas... 8.15pm Lv. Ft. Worth... 9.20pm Ar. Brownwood... 1.40am Cars from Dallas switched to California train.		3335 1391	Lv KINGMAN (MST)... Ariz.
		Houston-San Angelo Pullman switched to Train No. 77, Lv. Brownwood 2.30am; ar. San Angelo 6.10 am.		1441	... Cross Colorado River...
1342	324	Lv BROWNWOOD... Tex.	2.05AM	476 1450	Ar NEEDLES (PST)... Cal.
1602	333	Lv BANGS... Tex.	c2 19AM	476 1450	Lv NEEDLES... Cal.
1744	345	Lv SANTA ANNA... Tex.	c2 32AM	2105 1620	Ar BARSTOW... Cal.
1710	354	Lv COLEMAN... Tex.	2.48AM		(San Francisco cars transferred to Train Nos. 23-61 Lv Barstow... 6.20 am Ar Bakersfield... 10.50 am Ar Fresno... 1.08 pm Ar Stockton... 3.07 pm Ar Oakland... 5.00 pm Ar San Francisco 5.25 pm)
1979	372	Lv NOVICE... Tex.	f3 12AM	2105 1620	Lv BARSTOW... Cal.
1907	385	Lv LAWN... Tex.	3.28AM	1654	... Cross Mojave River...
1972	391	Lv TUSCOLA... Tex.	3.36AM	2718 1657	Ar VICTORVILLE... Cal.
1926	396	Lv BUFFALO GAP... Tex.	f3 42AM		Cajon Pass and San Gabriel Mountains.
1911	402	Lv VIEW... Tex.	3.52AM	1077 1700	Ar SAN BERNARDINO...
2145	438	Lv SWEETWATER... Tex.	5.05AM	1077 1700	Lv SAN BERNARDINO...
2316	477	Lv SNYDER... Tex.	6.03AM	851 1705	... Cross Santa Ana River...
2602	520	Lv POST... Tex.	6.57AM	601 1719	Ar RIVERSIDE... Cal.
3163	544	Lv SLATON... Tex.	7.35AM	1724	Ar CORONA (NORCO)... Cal.
3195	559	Lv LUBBOCK... Tex.	8.10AM	161 1740	... Cross Santa Ana River...
3297	571	Lv SHALLOWATER... Tex.	8.40AM	35 1764	Ar FULLERTON... Cal.
3382	583	Lv ANTON... Tex.	9.04AM		Long Beach passengers transfer to motor coach, Lv. Fullerton 10.00 am. Ar. Long Beach 11.05 am.
3553	596	Lv LITTLEFIELD... Tex.	9.33AM	1760	... Cross San Gabriel River...
3647	604	Lv AMHERST... Tex.	9.47AM	318 1772	Ar LOS ANGELES... Cal.
3749	611	Lv SUDAN... Tex.	10.01AM		San Diego passengers transfer at Fullerton 9.51 am., to Train No. 74 leaving Fullerton 10.57 am., arrive San Diego 1.15 pm.
3791	617	Lv MULESHOE... Tex.	10.30AM		
4005	629	Lv LARIAT... Tex.	f1048AM		
4138	639	Lv FARWELL-TEXICO... Tex.	11.05AM		
4225	648	Ar CLOVIS (CST)... N. Mex.	11.30AM		
		At Clovis turn watches BACK one hour.			
		Cars from New Orleans and Dallas are switched to Tr. 23, The Grand Canyon.			
4225	648	Lv CLOVIS (MST)... N. Mex.	11.00AM		
4040	708	Lv FT. SUMNER... N. Mex.	*1159AM		
710		... Cross Pecos River...	12.01PM		
5952	779	Lv VAUGHN... N. Mex.	*1 22PM		

Altitude	Mls.	Read Down	Altitude	Mls.	Read Down
13		San Diego passengers leave at 12.15 pm in train No. 83 and transfer at Fullerton to train No. 24. See ☐	5952 994	Lv VAUGHN... N. Mex.	*1220PM
318	0	Lv LOS ANGELES (PST)...	1063	... Cross Pecos River...	1.25PM
13		... Cross San Gabriel River... Long Beach passengers for The Grand Canyon leave at 12.30 pm via motor coach for Fullerton.	4040 1065	Lv FT. SUMNER... N. Mex.	*1 26PM
35			4225 1125	Ar CLOVIS (MST)... N. Mex.	2.30PM
161	26	Lv FULLERTON... Cal.	4225 1125	At Clovis turn watches AHEAD one hour. Clovis-Ft. Worth-Dallas cars join train here.	
41		... Cross Santa Ana River...	4225 1125	Lv CLOVIS (CST)... N. Mex.	4.00PM
601	48	Lv CORONA (NORCO)... Cal.	4138 1134	Lv FARWELL-TEXICO... Tex.	4.15PM
851	62	Lv RIVERSIDE... Cal.	4005 1144	Lv LARIAT... Tex.	4.27PM
58		... Cross Santa Ana River...	3791 1157	Lv MULESHOE... Tex.	4.47PM
1077	72	Lv SAN BERNARDINO... Cal.	3749 1162	Lv SUDAN... Tex.	5.10PM
3822	99	Cajon Pass and San Gabriel Mountains.	3647 1169	Lv AMHERST... Tex.	5.20PM
2718	118	Lv VICTORVILLE... Cal.	3513 1177	Lv LITTLEFIELD... Tex.	5.40PM
120		... Cross Mojave River...	3382 1190	Lv ANTON... Tex.	5.57PM
2105 154		Ar BARSTOW... Cal.	3297 1202	Lv SHALLOWATER... Tex.	6.17PM
		San Francisco passengers leave in train No. 60. Lv San Francisco 7.45 am Lv Oakland... 8.07 am Lv Stockton... 10.12 am Lv Fresno... 12.10 pm Lv Bakersfield... 2.15 pm Ar Barstow... 6.00 pm	3195 1214	Lv LUBBOCK... Tex.	7.00PM
476 320		Ar NEEDLES... Cal.	3163 1229	Lv SLATON... Tex.	7.25PM
476 320		Lv NEEDLES (PST)... Cal.	3020 1235	Lv SOUTHLAND... Tex.	7.35PM
		Leaving Needles turn watches AHEAD one hour.	2602 1253	Lv POST... Tex.	7.53PM
332		... Cross Colorado River...	2488 1286	Lv DERMOTT... Tex.	f8 35PM
3335 382		Lv KINGMAN (MST)... Ariz.	2316 1296	Lv SNYDER... Tex.	8.50PM
5242 470		Lv SELIGMAN... Ariz.	2439 1307	Lv HERMLEIGH... Tex.	9.05PM
		Phoenix passengers leave on Train No. 42, 5.00 pm., Lv. Wickenburg 6.40 pm., Ar. Ash Fork 11.15 pm.	2145 1335	Lv SWEETWATER... Tex.	10.00PM
5128 495		Ar ASH FORK... Ariz.	1911 1371	Lv VIEW... Tex.	10.50PM
6748 521		Ar WILLIAMS... Ariz.	1926 1377	Lv BUFFALO GAP... Tex.	f1057PM
6868		Lv. Grand Canyon 8.00 pm arrive Williams 10.20 pm where cars join No. 24	1972 1382	Lv TUSCOLA... Tex.	11.04PM
6748 521		Lv WILLIAMS... Ariz.	1907 1388	Lv LAWN... Tex.	11.13PM
7313 548		... Cross Arizona Divide...	1979 1401	Lv NOVICE... Tex.	f1128PM
6902 556		Lv FLAGSTAFF... Ariz.	1710 1420	Lv COLEMAN... Tex.	11.55PM
588		... Cross Canyon Diablo...	1744 1428	Lv SANTA ANNA... Tex.	e1206AM
4843 613		Lv WINSLOW... Ariz.	1602 1440	Lv BANGS... Tex.	e1220AM
616		... Cross Little Colorado River...	1342 1450	Ar BROWNWOOD... Tex.	12.45AM
5080 645		Lv HOLBROOK... Ariz.			Cars for Ft. Worth-Dallas switched to Train 78-111. Lv Brownwood... 1.10 am Ar Ft. Worth... 6.25 am Ar Dallas... 8.00 am Leave San Angelo 8.50 pm in Train 78, ar. Brownwood 12.25 am, where cars join train No. 76.
728		... Cross Rio Puerco...	1342 1450	Lv BROWNWOOD... Tex.	1.00AM
6506 741		Lv GALLUP... N. Mex.	1574 1485	Lv GOLDTHWAITE... Tex.	g2 01AM
7247 771		Cross Continental Divide through Campbell's Pass	1482 1515	Lv LOMETA... Tex.	g2 26AM
866		... Cross Rio Puerco...	1017 1526	Lv RADIO JCT. } LAMPASAS }	g2 44AM
4785 885		Ar BELEN... N. Mex.	831 1557	Lv KILLEEN... Tex.	f3 22AM
		For Albuquerque take motor coach at Belen. Ar. Albuquerque 11.25 am.	530 1575	Lv BELTON... Tex.	g3 40AM
		Leave Albuquerque 9.15 am via motor coach to connect with train No. 24 at Belen	736 1583	Lv TEMPLE... Tex.	4.07AM
4785 885		Lv BELEN... N. Mex.	60 1596	Lv ROGERS... Tex.	h4 23AM
		... Cross Rio Grande...	402 1613	Lv CAMERON... Tex.	h4 42AM
6470 926		Lv MOUNTAINAIR... N. Mex.	494 1627	Lv MILANO... Tex.	h4 56AM
		... Cross Rio Grande...	406 1643	Lv CALDWELL... Tex.	h5 14AM
		... Cross Rio Grande...	250 1659	Lv SOMERVILLE... Tex.	5.33AM
		... Cross Rio Grande...	350 1674	Lv BRENHAM... Tex.	5.53AM
		... Cross Rio Grande...	264 1692	Lv BELLVILLE... Tex.	h6 18AM
		... Cross Rio Grande...	203 1705	Lv SEALY... Tex.	h6 41AM
		... Cross Rio Grande...	128 1717	Lv WALLIS... Tex.	h6 55AM
		... Cross Rio Grande...	90 1733	Lv ROSENBERG... Tex.	7.15AM
		... Cross Rio Grande...	54 1772	Ar HOUSTON (CST)...	8.15AM
		... Cross Rio Grande...			(Oakland-New Orleans Pullman joins Mo. Pac. Train 4. Lv Houston... 9.05 am Ar New Orleans... 7.15 pm)

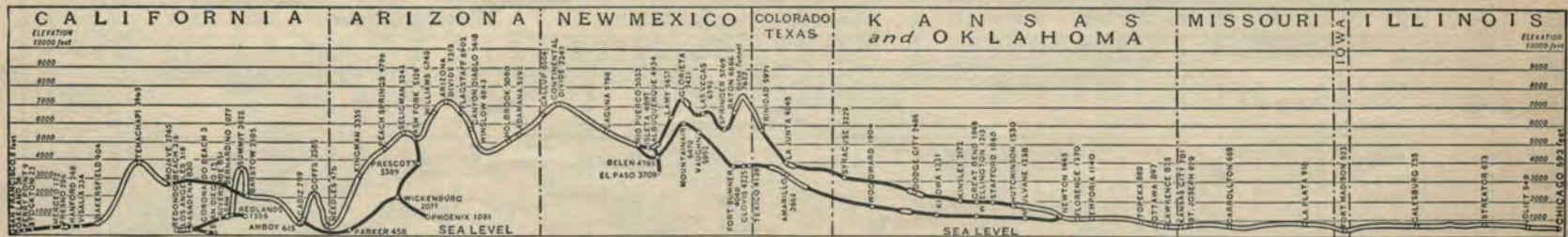
- a Stops to receive passengers for Brownwood and beyond.
- b Stops to receive for west of Brownwood and to discharge from Houston and beyond.
- c Stops to receive passengers for west of Coleman.
- △ Stops to receive for Los Angeles or discharge from Williams, also Belen and beyond.
- * Stops to discharge from beyond Clovis or to receive for Belen and beyond.
- f Stops to discharge passengers from Clovis and beyond.
- † Stops to discharge from Belen and beyond or receive for Bakersfield and beyond.
- f Flag stop to receive or discharge passengers. ☐ Indicates Rail-Auto Service available.

- e Stops to discharge passengers from west of Coleman.
- g Stops to discharge from west of Brownwood and to receive for Houston and beyond.
- h Stops to discharge passengers from Brownwood and beyond.
- j Stops to receive passengers for Clovis and beyond.
- ☐ Service effective about May 18. Consult agent. Until then use Train 73 Lv. San Diego 11.45 am. Ar. Los Angeles 1.30 pm.
- △ Stops to discharge passengers from Los Angeles.
- Stops to receive passengers for Belen and beyond or discharge from Barstow and beyond.
- * Stops to discharge passengers from Belen and beyond or to receive for beyond Clovis.
- f Flag stop to receive or discharge paying passengers.
- † Stops to discharge passengers from Barstow and beyond or to receive for Clovis and beyond. ☐ Indicates Rail-Auto Service available.

THE ATCHISON, TOPEKA AND SANTA FE RAILWAY SYSTEM



PROFILE OF SANTA FE BETWEEN CHICAGO AND CALIFORNIA



Central Standard Time (CST in time tables) applies east of Dodge City, Clovis and Scott City. Mountain Standard Time (MST in time tables) applies east of Needles and Parker—west of Dodge City and Clovis, and points Scott City to Garden City. Pacific Standard Time (PST in time tables) applies at Needles and west thereof and west of Parker.

MILEAGE OF SANTA FE LINES OPERATED

Atchison, Topeka and Santa Fe Railway.....	9,111 miles
Panhandle and Santa Fe Railway.....	1,888 miles
Gulf, Colorado and Santa Fe Railway.....	2,097 miles
Total Mileage	13,096 miles

KANSAS CITYAN - CHICAGOAN

CHICAGO-TEXAS Service

Tr. 3-5, Southbound;
Tr. 6-4, Northbound
Pullman, Chair Car

Daily Pullman-Chair Car Streamliners Chicago-Kansas City-Oklahoma-Texas.

Altitude	Mls.	Train Nos. 11-111 Read Down	Altitude	Mls.	Train Nos. 112-12 Read Down
593	0	Lv CHICAGO (CST) Ill. 9.30AM	512	0	Lv DALLAS Tex. 8.15PM
	11	Cross Des Plaines River 9.43AM	670	31	Ar FT. WORTH Tex. 9.00PM
	24	Cross Des Plaines River 9.58AM	670	31	Lv FT. WORTH Tex. 10.20PM
549	38	Lv JOLIET Ill. 10.15AM			*Saginaw, 10.40 pm.
	52	Cross Kankakee River 10.26AM			*Haslet, 10.52 pm.
625	90	Lv STREATOR Ill. 11.00AM			*Justin, 11.05 pm.
	92	Cross Vermilion River 11.02AM			*Ponder, 11.15 pm.
	128	Cross Illinois River 11.33AM			*Krum, 11.25 pm.
515	130	Lv CHILLICOTHE Ill. 11.35AM			*Sanger, 11.38 pm.
	163	Cross Spoon River 12.05PM			*Valley View, 11.50 pm.
755	177	Lv GALESBURG Ill. 12.20PM	738	96	Lv GAINESVILLE Tex. 12.15AM
	231	Cross Mississippi River 1.09PM	103		Cross Red River 12.25AM
523	232	Lv FT. MADISON Ia. 1.10PM	848	118	Lv MARIETTA Okla. 12.50AM
521	234	Lv SHOPTON Ia. 1.20PM			*Overbrook, 1.03 am.
	251	Cross Des Moines River 1.40PM	876	135	Lv ARDMORE Okla. 1.20AM
	268	Cross Wyaconda River 1.58PM			*Gene Autry, 1.35 am.
	279	Cross N. Fabius River 2.08PM	773	154	Lv DOUGHERTY Okla. 1.52AM
913	312	Lv LA PLATA Mo. 2.30PM	844	163	Lv DAVIS Okla. 2.04AM
	323	Cross Chariton River 2.41PM	975	173	Lv WYNNEWOOD Okla. 2.20AM
857	346	Lv MARCELINE Mo. 3.05PM	926	180	Lv PAULS VALLEY Okla. 2.43AM
	369	Cross Grand River 3.25PM			*Paoli, 2.54 am.
	424	Cross Missouri River 4.15PM			*Wayne, 3.05 am.
781	450	Ar KANSAS CITY Mo. 4.55PM	1029	202	Lv PURCELL Okla. 3.30AM
		Tulsa cars switched to Train 211, Lv. Kansas City 5.10 pm; Ar. Tulsa 10.10 pm; see page 20.			Cross S. Canadian River 3.35AM
			218		Lv NOBLE Okla. 3.40AM
			1170		Lv NORMAN Okla. 4.00AM
			1220		Lv MOORE Okla. 4.10AM
			235		Cross N. Canadian River 4.38AM
781	450	Lv KANSAS CITY Mo. 5.15PM	1262	236	Ar OKLAHOMA CITY Okla. 4.40AM
	813	Lv LAWRENCE Kan. 5.56PM			Dallas-Chicago cars switched to Train 12.
889	516	Lv TOPEKA Kan. 6.25PM	1262	236	Lv OKLAHOMA CITY Okla. 5.00AM
1138	577	Lv EMPORIA Kan. 7.30PM	940	267	Lv GUTHRIE Okla. 5.35AM
1445	650	Lv NEWTON Kan. 8.42PM	270		Cross Cimarron River 5.38AM
1312	678	Lv WICHITA Kan. 9.15PM	990	298	Lv PERRY Okla. 6.05AM
1120	716	Lv WINFIELD Kan. 10.00PM	1005	331	Lv PONCA CITY Okla. 6.40AM
1118	729	Lv ARKANSAS CITY Kan. 10.17PM	1154	344	Lv NEWKIRK Okla. 6.53AM
	730	Cross Arkansas River 10.19PM			Cross Arkansas River 7.13AM
1154	742	Lv NEWKIRK Okla. 10.29PM	1118	356	Lv ARKANSAS CITY Kan. 7.17AM
1005	754	Lv PONCA CITY Okla. 10.45PM	1120	369	Lv WINFIELD Kan. 7.31AM
990	787	Lv PERRY Okla. 11.22PM	1312	407	Lv WICHITA Kan. 8.10AM
	815	Cross Cimarron River 11.50PM	1445	435	Lv NEWTON Kan. 8.50AM
940	818	Lv GUTHRIE Okla. 11.55PM	1138	508	Lv EMPORIA Kan. 9.55AM
1262	849	Ar OKLAHOMA CITY Okla. 12.35AM	889	569	Lv TOPEKA Kan. 11.00AM
		Chicago-Dallas cars switched to Train 111.	813	595	Lv LAWRENCE Kan. 11.27AM
1262	849	Lv OKLAHOMA CITY Okla. 12.50AM	781	635	Ar KANSAS CITY Mo. 12.15PM
	850	Cross N. Canadian River 12.51AM			Tulsa-Chgo. cars lv. Tulsa, Tr. 212, 7.05 am; Ar. Kan. City 11.55 am; see page 20.
		*Moore, Okla., 1.05 am.	781	635	Lv KANSAS CITY Mo. 12.30PM
1170	867	Lv NORMAN Okla. 1.20AM	661		Cross Missouri River 1.04PM
		*Noble, 1.30 am.	716		Cross Grand River 1.50PM
			857	739	Lv MARCELINE Mo. 2.10PM
					Cross Chariton River 2.34PM
1029	883	Lv PURCELL Okla. 1.50AM	762		Lv LA PLATA Mo. 2.45PM
		*Wayne, 2.04 am.	806		Cross N. Fabius River 3.11PM
		*Paoli, 2.14 am.	817		Cross Wyaconda River 3.20PM
926	905	Lv PAULS VALLEY Okla. 2.26AM	834		Cross Des Moines River 3.40PM
975	912	Lv WYNNEWOOD Okla. 2.42AM	521	851	Lv SHOPTON Ia. 4.05PM
844	922	Lv DAVIS Okla. 3.01AM	523	853	Lv FT. MADISON Ia. 4.10PM
773	930	Lv DOUGHERTY Okla. 3.20AM			Cross Mississippi River 4.12PM
		*Gene Autry, 3.38 am.	755	908	Lv GALESBURG Ill. 4.55PM
					Cross Spoon River 5.10PM
876	949	Lv ARDMORE Okla. 3.59AM	922		Lv CHILLICOTHE Ill. 5.35PM
		*Overbrook, 4.10 am.	957		Cross Illinois River 5.37PM
			993		Cross Vermilion River 6.13PM
848	967	Lv MARIETTA Okla. 4.23AM	625	995	Lv STREATOR Ill. 6.15PM
		*Thackerville, 4.42 am.	1033		Cross Kankakee River 6.50PM
			549	1047	Lv JOLIET Ill. 7.05PM
					Cross Des Plaines River 7.21PM
					Cross Des Plaines River 7.42PM
670	1054	Ar FT. WORTH Tex. 6.50AM	593	1085	Ar CHICAGO Ill. 8.00PM
670	1054	Lv FT. WORTH Tex. 7.15AM			
512	1085	Ar DALLAS Tex. 8.00AM			

*Stops on signal only. Rail-Auto Service available. †Stops to receive or discharge passengers for or from Wichita and beyond or Oklahoma City and beyond.

Altitude	Mls.	Train No. 3-5 Southbound Read Down	Altitude	Mls.	Train No. 6-4 Northbound Read Down
		Through Chicago-Galveston Pullman. (See California Limited page 10 for details of service Chicago to Kansas City.)	17	0	Lv GALVESTON Tex. 7.30PM
		Lv Chicago 8.45 am	18	15	Lv HITCHCOCK Tex. 8.04PM
		Ar Kansas City 7.15 am			*Alta Loma, 8.10 pm. *Arcadia, 8.13 pm. *Algoa, 8.17 pm.
			48	29	Lv ALVIN Tex. 8.24PM
			53	39	Lv PEARLAND Tex. 8.38PM
					*Mykawa, 8.44 pm.
			54	53	Ar HOUSTON Tex. 9.10PM
			54	53	Lv HOUSTON Tex. 9.25PM
					*Richmond, 10.20 pm.
			103	89	Lv ROSENBERG Tex. 10.27PM
					*Orchard, 10.46 pm.
			135	106	Lv WALLIS Tex. 10.58PM
			196	117	Lv SEALY Tex. 11.18PM
			264	130	Lv BELLVILLE YARD Tex. 11.40PM
			263	131	Lv BELLVILLE Tex. 11.46PM
					*Kenney, 11.58 pm.
			330	149	Lv BRENHAM Tex. 12.09AM
					*Gay Hill, 12.25 am.
			247	165	Lv SOMERVILLE Tex. 12.40AM
					*Lyons, 12.48 am.
			404	182	Lv CALDWELL Tex. 1.05AM
					*Christman, 1.13 am.
			494	197	Lv MILANO Tex. 1.40AM
			388	211	Lv CAMERON Tex. 2.01AM
			525	220	Lv BUCKHOLTS Tex. 2.11AM
			545	228	Lv ROGERS Tex. 2.25AM
					*Heidenheimer, 2.38 am.
			736	241	Lv TEMPLE Tex. 3.05AM
					*Pendleton, 3.18 am.
			781	256	Lv MOODY Tex. 3.29AM
			710	266	Lv MCGREGOR Tex. 3.45AM
			684	273	*Crawford, 3.56 am.
			630	282	Lv VALLEY MILLS Tex. 4.11AM
			667	293	Lv CLIFTON Tex. 4.30AM
			795	304	Lv MERIDIAN Tex. 4.46AM
			720	311	Lv MORGAN Tex. 4.58AM
					*Kopper, 5.08 am. *Blum, 5.18 am.
					*Rio Vista, 5.26 am.
			758	340	Lv CLEBURNE Tex. 5.55AM
					*Joshua, 6.08 am. *Crowley, 6.20 am.
					*Seminary Hill, 6.31 am.
			670	1039	Ar FT. WORTH Tex. 10.45PM
					*Seminary Hill, 10.58pm.
					*Crowley, 11.07 pm.
					*Joshua, 11.18 pm.
			758	1068	Lv CLEBURNE Tex. 11.35PM
					*Rio Vista, 11.45 pm.
					*Blum, 11.53 pm.
					*Kopper, 12.03 am.
			720	1097	Lv MORGAN Tex. 12.15AM
			795	1105	Lv MERIDIAN Tex. 12.26AM
			667	1115	Lv CLIFTON Tex. 12.42AM
					*Valley Mills, 12.59 am.
					*Crawford, 1.13 am.
			710	1142	Lv MCGREGOR Tex. 1.32AM
			781	1152	Lv MOODY Tex. 1.45AM
					*Pendleton, 1.54 am.
			736	1167	Lv TEMPLE Tex. 2.25AM
					*Heidenheimer, 2.38 am.
			545	1181	Lv ROGERS Tex. 2.48AM
					*Buckholts, 2.58 am.
			388	1197	Lv CAMERON Tex. 3.12AM
			494	1211	Lv MILANO Tex. 3.28AM
					*Christman, 3.53 am.
			404	1228	Lv CALDWELL Tex. 4.05AM
					*Lyons, 4.22 am.
			247	1244	Lv SOMERVILLE Tex. 4.35AM
					*Gay Hill, 4.44 am.
			330	1259	Lv BRENHAM Tex. 5.05AM
					*Kenney, 5.18 am.
			263	1277	Lv BELLVILLE Tex. 5.38AM
			264	1279	Lv BELLVILLE YARD Tex. 5.45AM
			196	1290	Lv SEALY Tex. 6.05AM
			135	1303	Lv WALLIS Tex. 6.24AM
					*Orchard, 6.34 am.
			103	1319	Lv ROSENBERG Tex. 6.55AM
					*Richmond, 6.59 am.
			54	1355	Ar HOUSTON Tex. 7.55AM
			54	1355	Lv HOUSTON Tex. 8.20AM
					*Mykawa, 8.39 am.
			53	1369	Lv PEARLAND Tex. 8.45AM
			48	1379	Lv ALVIN Tex. 9.01AM
					*Algoa, 9.06 am.
					*Arcadia, 9.12 am.
					*Alta Loma, 9.16 am.
			18	1394	Lv HITCHCOCK Tex. 9.23AM
					1402, Cross Galveston Causeway. 9.35AM
			17	1408	Ar GALVESTON Tex. 9.50AM
					Through Galveston-Chicago Pullman. (See California Ltd. schedule page 11 for details of service Kansas City to Chicago.)
					Lv Kansas City 11.00 pm.
					Ar Chicago 8.30 am.

*Indicates Rail-Auto Service available. †Stops on signal only.

The TULSAN

Daily Chair Car, Parlor Observation Streamliner
Chicago - Kansas City - Tulsa

Altitude	Mls.	Train No. 211 Westbound Read Down	Altitude	Mls.	Train No. 212 Eastbound Read Down
		Through Tulsacars leave Chicago Tr. 11, 9:30am, Ar. Kansas City 4:35 pm and switched to The Tulsan.	750	0	Lv TULSA (CST) Okla. 7. 05AM
			627	19	Lv COLLINSVILLE Okla. 7. 24AM
					Stops at Collinsville only to receive passengers for Kansas City and beyond.
781	0	Lv KANSAS CITY (CST) Kan. 5. 10PM	700	50	Lv BARTLESVILLE Okla. 7. 55AM
908	58	Lv OTTAWA Kan. 6. 14PM	51	51	Cross Caney River 7. 66AM
		Cross Marais Des Cygnes R. 6. 16PM	815	69	Lv CANEY Kan. 8. 16AM
1062	83	Ar GARNETT Kan. 6. 44PM	810	91	Lv INDEPENDENCE Kan. 8. 45AM
968	109	Lv IOLA Kan. 7. 12PM			Lv. Independence via Train No. 13 at 8:45 am, Ar. Winfield (Main Street Station) 11:05 am, Ar. Wichita 12:05 pm, Ar. Newton 12:55 pm.
		Cross Neosho River 7. 27PM	92		Cross Verdigris River 8. 46AM
940	126	Ar CHANUTE Kan. 7. 30PM	839	101	Ar CHERRYVALE Kan. 8. 58AM
940	126	Lv CHANUTE Kan. 7. 32PM			Lv. Coffeyville Train 114 7:45 am. Ar. Cherryvale 8:20 am.
839	164	Ar CHERRYVALE Kan. 8. 05PM			Lv CHERRYVALE Kan. 8. 58AM
		Lv. Cherryvale Train 113 8:05 pm. Ar. Coffeyville 8:40 pm.	839	101	Lv CHERRYVALE Kan. 8. 58AM
839	156	Lv CHERRYVALE Kan. 8. 05PM	940	130	Ar CHANUTE Kan. 9. 33AM
		Cross Verdigris River 8. 16PM	940	130	Lv CHANUTE Kan. 9. 35AM
		Lv. Newton 3:15 pm, Wichita 4:00 pm, via Train No. 13, Lv. Winfield (Main Street Station) 5:06 pm, Ar. Independence 7:30 pm, for connection to Tulsa.	133		Cross Neosho River 9. 88AM
800	165	Lv INDEPENDENCE Kan. 8. 20PM	968	146	Lv IOLA Kan. 9. 54AM
815	188	Lv CANEY Kan. 8. 44PM	1062	174	Lv GARNETT Kan. 10. 19AM
		Cross Caney River 9. 06PM	197		Cross Marais Des Cygnes R. 10. 49AM
700	206	Ar BARTLESVILLE Okla. 9. 07PM	908	198	Lv OTTAWA Kan. 10. 50AM
627	237	Ar COLLINSVILLE Okla. 9. 42PM	781	256	Ar KANSAS CITY (CST) Okla. 11. 55AM
		Stops at Collinsville only to discharge passengers from Kansas City and beyond.			Through Tulsa-Chicago cars switched to Train 12, Lv. Kansas City 12:30 pm, Ar. Chicago 8:00 pm.
750	256	Ar TULSA (CST) Okla. 10. 10PM			

See page 18 for details of connecting service via Chicagoan-Kansas Cityan streamliner.

OIL FLYER

Daily overnight Pullman—Chair Car Service
Chicago - Kansas City - Tulsa

Altitude	Mls.	Train No. 47 Westbound Read Down	Altitude	Mls.	Train No. 48 Eastbound Read Down
		Through Chicago-Tulsa Pullman Lv. Chicago 6:00 pm via Tr. 15 Ar. Kansas City 1:30 am, and switched to Oil Flyer (see page 13 for schedule Train 15, Texas Chief (Chicago-Kansas City).	750	0	Lv TULSA (CST) Okla. 2. 00PM
			627	19	Lv COLLINSVILLE Okla. 2. 24PM
			660	32	Lv RAMONA Okla. 2. 39PM
			700	50	Lv BARTLESVILLE Okla. 3. 01PM
			750	54	Lv DEWEY Okla. 3. 12PM
			815	69	Lv CANEY Kan. 3. 32PM
			800	91	Lv INDEPENDENCE Kan. 4. 04PM
781	0	Lv KANSAS CITY (CST) Kan. 2. 00AM	839	101	Lv CHERRYVALE Kan. 4. 14PM
1026	26	Lv OLATHE Kan. 2. 40AM	1049	116	Lv THAYER Kan. 4. 31PM
1045	45	Lv WELLSVILLE Kan. 3. 04AM	940	130	Lv CHANUTE Kan. 4. 55PM
908	58	Lv OTTAWA Kan. 3. 35AM	983	139	Lv HUMBOLDT Kan. 5. 08PM
1020	73	Lv RICHMOND Kan. 3. 58AM	968	146	Lv IOLA Kan. 5. 23PM
1062	82	Lv GARNETT Kan. 4. 18AM	969	152	Lv CARLYLE Kan. 5. 31PM
1080	91	Lv WELDA Kan. 4. 28AM	1125	157	Lv COLONY Kan. 5. 40PM
1125	99	Lv COLONY Kan. 4. 40AM	1080	165	Lv WELDA Kan. 5. 50PM
968	117	Lv IOLA Kan. 5. 09AM	1062	174	Lv GARNETT Kan. 6. 03PM
983	117	Lv HUMBOLDT Kan. 5. 20AM	1020	183	Lv RICHMOND Kan. 6. 17PM
940	126	Ar CHANUTE Kan. 5. 45AM	270	189	Lv PRINCETON Kan. 6. 26PM
940	126	Lv CHANUTE Kan. 5. 55AM	908	198	Lv OTTAWA Kan. 7. 00PM
964	134	Lv EARLTON Kan. 6. 06AM	1045	211	Lv WELLSVILLE Kan. 7. 18PM
1049	141	Lv THAYER Kan. 6. 16AM	965	217	Lv EDGERTON Kan. 7. 27PM
839	156	Lv CHERRYVALE Kan. 6. 42AM	1065	222	Lv GARDNER Kan. 7. 37PM
800	165	Lv INDEPENDENCE Kan. 6. 55AM	1026	231	Lv OLATHE Kan. 7. 52PM
800	165	Lv INDEPENDENCE Kan. 7. 05AM	796	240	Lv ZARAH Kan. 8. 06PM
769	182	Lv HAVANA Kan. 7. 26AM	752	252	Ar KANSAS CITY Kan. 8. 25PM
815	188	Lv CANEY Kan. 7. 40AM	781	256	Ar KANSAS CITY (CST) Okla. 8. 40PM
759	190	Lv COPAN Okla. 7. 48AM			Through Tulsa-Chicago Pullman switched to Train 10, Lv. Kansas City 10:00pm, Ar. Chicago 7:30 am (see page 13 for schedule Train 10, Kansas City Chief, Kansas City-Chicago).
750	197	Lv DEWEY Okla. 8. 01AM			
700	206	Lv BARTLESVILLE Okla. 8. 13AM			
743	218	Lv OCHELATA Okla. 8. 32AM			
660	224	Lv RAMONA Okla. 8. 41AM			
627	237	Lv COLLINSVILLE Okla. 8. 59AM			
603	245	Lv OWASSO Okla. 9. 09AM			
750	256	Ar TULSA (CST) Okla. 9. 35AM			

KANSAS CITY-DENVER Service

Through Pullman and Chair Car between Kansas City and Denver, Lounge and Dining Car Service.

Altitude	Mls.	Tr. 123-1-102 Westbound Read Down	Altitude	Mls.	Train 101-2-124 Eastbound Read Down
		Train 23, The Grand Canyon, Lv. Chicago 12:01 pm, Ar. Kansas City 9:00 pm makes connection for this service.	5280	0	Lv DENVER (MST) Colo. 2. 10PM
			6032	75	Lv COLORADO SPGS. Colo. 3. 55PM
			4690	119	Lv PUEBLO Colo. 4. 50PM
781	0	Lv KANSAS CITY (CST) Kan. 9. 30PM	4045	183	Lv LA JUNTA Colo. 6. 40PM
813	40	Lv LAWRENCE Kan. 10. 20PM			Stops at Las Animas, Syracuse and Lakin to discharge from Pueblo and beyond or receive for south of Newton or Kansas City and beyond.
889	66	Lv TOPEKA Kan. 10. 55PM	3887	212	Lv LAS ANIMAS Colo. 46. 59PM
1138	127	Lv EMPORIA Kan. 12. 10AM	3603	236	Lv LAMAR Colo. 7. 31PM
1445	200	Lv NEWTON Kan. 1. 50AM	3220	286	Lv SYRACUSE Kan. 48. 15PM
1530	233	Lv HUTCHINSON (CST) Kan. 2. 26AM	2990	314	Lv LAKIN Kan. 48. 41PM
		At Dodge City turn watches BACK one hour.	2830	336	Lv GARDEN CITY (MST) Kan. 9. 03PM
2486	368	Lv DODGE CITY (MST) Kan. 3. 40AM			At Dodge City turn watches AHEAD one hour.
2830	418	Lv GARDEN CITY Kan. 4. 25AM	2486	386	Lv DODGE CITY (CST) Kan. 11. 00PM
		Stops at Lakin, Syracuse and Las Animas to receive passengers for Pueblo and beyond or discharge from Kansas City and beyond or from south of Newton.	1530	524	Lv HUTCHINSON Kan. 1. 01AM
2990	460	Lv LAKIN Kan. 4. 43AM	1445	557	Ar NEWTON Kan. 1. 50AM
3220	449	Lv SYRACUSE Kan. 5. 11AM	1445	557	Lv NEWTON Kan. 2. 00AM
3603	517	Lv LAMAR Colo. 6. 00AM	1138	620	Ar EMPORIA Kan. 3. 20AM
3887	570	Lv LAS ANIMAS Colo. 6. 40AM	889	684	Ar TOPEKA Kan. 4. 35AM
4045	550	Lv LA JUNTA Colo. 8. 00AM	813	712	Ar LAWRENCE Kan. 5. 19AM
4690	634	Ar PUEBLO Colo. 9. 45AM	781	752	Ar KANSAS CITY (CST) Kan. 6. 30AM
6032	679	Ar COLORADO SPGS. Colo. 11. 00AM			Passengers change cars for Chicago, Lv. Kansas City 7:00 am, on No. 24, Ar. Chicago 3:45 pm.
5280	753	Ar DENVER (MST) Colo. 1. 00PM			

OKLAHOMA CITY-DENVER Service

Through Pullman (effective June 1, 1952) and Chair Car Service between Oklahoma City and Denver, Lounge and Dining Car Service.

Altitude	Mls.	28-12-31-102 Westbound Read Down	Altitude	Mls.	101-2-124-27 Eastbound Read Down
1262	0	Lv OKLA. CITY (CST) Okla. 8. 10PM	5280	0	Lv DENVER (MST) Colo. 2. 10PM
940	31	Lv GUTHRIE Okla. 8. 57PM	6032	75	Lv COLORADO SPGS. Colo. 3. 55PM
1005	95	Lv PONCA CITY Okla. 10. 27PM			Tracks parallel Rocky Mountains affording wonderful view of mountains.
1118	121	Lv ARKANSAS CITY Kan. 11. 20PM	4690	119	Lv PUEBLO Colo. 4. 50PM
1312	172	Lv WICHITA Kan. 12. 40AM	4045	183	Lv LA JUNTA (MST) Colo. 6. 40PM
1445	199	Ar NEWTON Kan. 1. 25AM	1445	555	Ar NEWTON (CST) Kan. 1. 50AM
		Oklahoma City-Denver Pullman switched to Tr. 123 at Newton.			Denver-Oklahoma City Pullman switched to Train 27 at Newton.
1445	199	Lv NEWTON (CST) Kan. 1. 50AM	1445	557	Lv NEWTON Kan. 2. 45AM
4045	569	Ar LA JUNTA (MST) Colo. 7. 05AM	1312	584	Ar WICHITA Kan. 3. 20AM
4690	634	Ar PUEBLO Colo. 9. 45AM	1118	632	Ar ARKANSAS CITY Kan. 5. 00AM
		Tracks parallel Rocky Mountains affording wonderful view of mountains.	1005	660	Ar PONCA CITY Okla. 5. 55AM
6032	679	Ar COLORADO SPGS. Colo. 11. 00AM	940	724	Ar GUTHRIE (CST) Okla. 7. 45AM
5280	754	Ar DENVER (MST) Colo. 1. 00PM	1262	755	Ar OKLA. CITY (CST) Okla. 8. 50AM

DENVER-PHOENIX-CALIFORNIA Service

Through Pullman and Chair Car between Denver and Los Angeles, Lounge and Dining Car Service.

Altitude	Mls.	Tr. 141-14-123 Westbound Read Down	Altitude	Mls.	Tr. 124-13-130 Eastbound Read Down
5280	0	Lv DENVER (MST) Colo. 11. 40PM			San Diego passengers leave on Train 73, 10:45 am; Ar. Fullerton 12:45 pm to connect with train No. 124.
6032	75	Lv COLORADO SPGS. Colo. 1. 25AM			
4690	119	Lv PUEBLO Colo. 2. 20AM	318	0	Lv LOS ANGELES (PST) Cal. 1. 30PM
4045	183	Lv LA JUNTA Colo. 7. 30AM			San Francisco passengers leave on Tr. 60-24, 7:45 am, Oakland 8:07 am, Stockton 10:12 am; Fresno 12:10 pm, Bakersfield 2:15 pm, Ar. Barstow 6:00 pm.
4934	530	Ar ALBUQUERQUE N.M. 3. 15PM			
4934	530	Lv ALBUQUERQUE N.M. 3. 30PM			
5128	934	Ar ASH FORK (MST) Ariz. 11. 40PM			
2105	1265	Ar BARSTOW (PST) Cal. 6. 05AM			
		San Francisco passengers Lv. Barstow, Train 23-61, 6:20 am; Ar. Bakersfield 10:50 am; Fresno 1:08 pm; Stockton 3:07 pm; Oakland 5:00 pm; San Francisco 5:25 pm.	2105	154	Lv BARSTOW (PST) Cal. 6. 05PM
318	1419	Ar LOS ANGELES (PST) Cal. 10. 25AM	5128	485	Lv ASH FORK (MST) Ariz. 2. 10AM
		Lv. Los Angeles, Train 74, 10:30 am; Ar. San Diego 1:15 pm.	4934	889	Ar ALBUQUERQUE N.M. 10. 25AM
			4934	889	Lv ALBUQUERQUE N.M. 10. 35AM
			4045	1236	Ar LA JUNTA Colo. 6. 05PM
			4690	1300	Ar PUEBLO Colo. 7. 45PM
			6032	1344	Ar COLORADO SPGS. Colo. 9. 00PM
			5280	1419	Ar DENVER (MST) Colo. 10. 40PM

Indicates Rail-Auto Service available.

Indicates Rail-Auto Service available.

f Flag stop to receive and discharge passengers.

LOS ANGELES-SAN DIEGO Service

Streamliners Nos. 74, and 78 carry Chair Cars and Club-Dining Car. Nos. 72 and 76 carry Chair Cars, Club-Chair and Dining Car. Nos. 70, 80 and 82 carry Chair Cars only. All seats reserved on No. 82. See note ④.

Alt.	Miles	Read Down	Tr. 72	Tr. 80	Tr. 74	Tr. 76	Tr. 82	Tr. 78	Tr. 70
			AM	AM	AM	PM	PM	PM	PM
318	0	Lv LOS ANGELES (PST) Cal.	7.10	9.00	10.30	2.30	3.30	6.30	10.30
135	36	Lv SANTA ANA Cal.	7.54	9.50	11.15	3.12	See	7.12	12.05
60	87	Lv OCEANSIDE Cal.	8.50	10.45	12.02	4.08	note	8.10	1.44
123	104	Lv DEL MAR Cal.	19.07	11.05	12.25	14.25	18.27	12.26	
13	128	Ar SAN DIEGO (PST) Cal.	9.55	11.45	1.15	5.15	6.45	9.15	3.45

SAN DIEGO-LOS ANGELES Service

Streamliners Nos. 71 and 77 carry Chair Cars and Club-Dining Car. Nos. 73 and 79 carry Chair Cars, Club-Chair and Dining Car. Nos. 75, 81 and 83 carry only Chair Cars. All seats reserved on No. 81.

Alt.	Miles	Read Down	Tr. 81	Tr. 71	Tr. 73	Tr. 75	Tr. 83	Tr. 77	Tr. 79
			AM	AM	AM	AM	PM	PM	PM
13	0	Lv SAN DIEGO (PST) Cal.	6.15	6.45	10.45	11.45	12.15	2.15	6.15
123	24	Lv DEL MAR Cal.	See	7.14	11.17	12.25	12.43	2.46	6.47
60	41	Lv OCEANSIDE Cal.	note	7.33	11.40	1.00	1.00	3.08	7.10
135	92	Lv SANTA ANA Cal.	8.26	12.35	2.40	1.58	4.06	8.05	
318	128	Ar LOS ANGELES (PST) Cal.	8.30	9.30	1.30	4.00	3.00	5.00	9.00

LOS ANGELES-SAN FRANCISCO

Golden Gate streamliners carry Chair Cars, Chair-Lounge and Lunch-Counter Diner, Fred Harvey Service. Reserved seats available. Tr. 23 carries Pullmans, Chair Cars and Dining Car—Fred Harvey Service. Tr. 7 carries only Chair Cars.

Altitude	Miles	Read Down	Motor Coach		Motor Coach	
			Golden Gate	The Grand Canyon	Golden Gate	Train 7
318	0	Lv LOS ANGELES (Corner 6th and Main St.) Passengers use motor coaches to transide at Bakersfield.	7.55AM	7.55AM	12.30PM	4.00PM
430	9	Lv GLENDALE Cal.	8.14AM		12.49PM	
620	13	Lv BURBANK Cal.	8.28AM		1.03PM	
		Motor coach also leaves HOLLYWOOD 7.55 am, 12.30 pm and 4.35 pm; NORTH HOLLYWOOD 8.07 am, 12.44 pm and 4.48 pm				
1065	24	Lv SAN FERNANDO Cal.	8.50AM		1.25PM	5.08PM
404	112	Ar BAKERSFIELD Cal.	11.15AM	11.15AM	3.60PM	7.30PM
		Train 61 Golden Gate	Train 23 The Grand Canyon	Train 60 Golden Gate	Train 7	
404	112	Lv BAKERSFIELD Cal.	11.20AM	11.25AM	4.00PM	7.45PM
248	192	Lv HANFORD Cal. Cross Kings River	12.30PM	1.15PM	5.05PM	9.30PM
		Cross Kings River	12.40PM	1.28PM	5.12PM	9.41PM
296	222	Lv FRESNO Cal. Cross San Joaquin River Cross Fresno River Cross Chowchilla River	1.08PM	2.15PM	5.39PM	10.35PM
		Cross San Joaquin River	1.21PM	2.32PM	5.53PM	10.50PM
		Cross Fresno River	1.33PM	2.48PM	6.04PM	11.05PM
		Cross Chowchilla River	1.43PM	3.04PM	6.14PM	11.19PM
172	280	Lv MERCED Cal. Cross Merced River Cross Tuolumne River Cross Stanislaus River	2.05PM	3.30PM	6.34PM	11.50PM
		Cross Merced River	2.18PM	3.40PM	6.46PM	12.08AM
		Cross Tuolumne River	2.32PM	4.12PM	7.01PM	12.34AM
		Cross Stanislaus River	2.48PM	4.38PM	7.12PM	1.08AM
23	346	Lv STOCKTON Cal. Cross San Joaquin River Cross Old River	3.07PM	5.10PM	7.35PM	1.45AM
		Cross San Joaquin River	3.08PM	5.11PM	7.36PM	1.46AM
		Cross Old River	3.29PM	5.32PM	7.60PM	2.03AM
21	380	Lv PITTSBURG Cal.	3.43PM	6.14PM	8.20PM	2.40AM
10	406	Lv PINOLE Cal.	4.18PM	7.11PM	8.56PM	3.27AM
43	414	Lv RICHMOND Cal.	4.30PM	7.27PM	9.11PM	3.50AM
40	422	Lv BERKELEY Cal.	4.50PM	7.50PM	9.30PM	4.20AM
36	425	Ar OAKLAND Cal. Passengers for San Francisco take buses at transide in Oakland. Cross San Francisco Bay	5.00PM	8.00PM	9.40PM	4.30AM
		Cross San Francisco Bay	5.10PM	8.10PM	9.50PM	4.41AM
8	432	Ar SAN FRANCISCO Cal.	5.25PM	8.30PM	10.05PM	5.00AM

SAN FRANCISCO-LOS ANGELES

Golden Gate Streamliners carry Baggage Car, Chair Cars, Chair-Lounge Car, and Lunch-Counter Diner—Fred Harvey Service. Reserved seats available. Tr. 4 carries Pullmans, Chair Cars and Dining Car. Tr. 6 carries only Chair Cars.

Altitude	Miles	Read Down	Train 60	Train 4	Train 62	Train 6
			Golden Gate	California Limited	Golden Gate	Train 6
8	0	Lv SAN FRANCISCO (PST) Cal. Passengers take motor coach direct to transide in Oakland. Cross San Francisco Bay	7.45AM	9.00AM	6.00PM	9.00PM
		Cross San Francisco Bay	7.55AM	9.10AM	6.10PM	9.10PM
36	7	Lv OAKLAND Cal.	8.07AM	9.25AM	6.22PM	9.40PM
40	10	Lv BERKELEY Cal.	8.17AM	9.35AM	6.32PM	9.50PM
43	18	Lv RICHMOND Cal.	8.35AM	9.55AM	6.50PM	10.10PM
10	26	Lv PINOLE Cal.	8.48AM	10.09AM	7.02PM	10.25PM
21	52	Lv PITTSBURG Cal. Cross Old River Cross San Joaquin River	9.28AM	10.55AM	7.37PM	11.12PM
		Cross Old River	9.51AM	11.33AM	7.59PM	11.43PM
		Cross San Joaquin River	10.06AM	11.52AM	8.14PM	12.05AM
23	86	Lv STOCKTON Cal. Cross Stanislaus River Cross Tuolumne River Cross Merced River	10.18AM	12.07PM	8.20PM	12.25AM
		Cross Stanislaus River	10.34AM	12.34PM	8.40PM	12.59AM
		Cross Tuolumne River	10.44AM	12.54PM	8.50PM	1.22AM
		Cross Merced River	11.00AM	1.18PM	9.04PM	1.54AM
172	151	Lv MERCED Cal. Cross Chowchilla River Cross Fresno River Cross San Joaquin River	11.11AM	1.40PM	9.16PM	2.20AM
		Cross Chowchilla River	11.28AM	2.10PM	9.34PM	2.46AM
		Cross Fresno River	11.41AM	2.27PM	9.47PM	3.04AM
		Cross San Joaquin River	11.46AM	2.37PM	9.56PM	3.13AM
296	209	Lv FRESNO Cal. Cross Kings River	12.10PM	3.10PM	10.18PM	3.50AM
		Cross Kings River	12.33PM	3.41PM	10.41PM	4.23AM
248	240	Lv HANFORD Cal.	12.48PM	4.00PM	10.48PM	4.40AM
404	320	Ar BAKERSFIELD Cal. Passengers for Los Angeles take buses at transide in Bakersfield.	2.05PM	5.45PM	12.05AM	6.30AM
		Motor Coach	Motor Coach	Motor Coach	Motor Coach	
404	320	Lv BAKERSFIELD Cal.	2.10PM	6.25PM	12.15AM	7.10AM
1065	408	Ar SAN FERNANDO Cal. Motor coach also arrives NORTH HOLLYWOOD 4.56 pm, 8.47 pm, 3.01 am & 10.01 am; HOLLYWOOD 5.08 pm, 9.09 pm, 3.13 am & 10.13 am	4.39PM	8.40PM	2.44AM	9.44AM
		Cross San Francisco Bay	5.01PM		3.06AM	
620	419	Ar BURBANK Cal.	5.13PM		3.18AM	
430	423	Ar GLENDALE Cal.	5.13PM		3.18AM	
318	432	Ar LOS ANGELES (PST) Cal. (Corner 6th and Main St.)	5.35PM	9.35PM	3.40AM	10.45AM

LOS ANGELES-PHOENIX Service

Through Pullman and Chair Car between Los Angeles and Phoenix. Lounge Car and Dining Car between Wickenburg and Phoenix.

Altitude	Miles	Train No. 13 Southbound Read Down	Altitude	Miles	Train No. 14 Northbound Read Down
318	0	Lv LOS ANGELES Cal. San Diego passengers leave on Train 77, 2.15 pm; Ar. Los Angeles 5.00 pm.	1081	0	Lv PHOENIX (MST) Ariz.
		San Francisco passengers lv. on Tr. 4, 9.00 am, Oakland 9.25 am, Stockton 12.07 pm, Fresno 3.10 pm; Ar. Barstow 10.10 pm.	2077	54	Lv WICKENBURG Ariz.
			1865	109	Lv SALOME Ariz.
			458	165	Lv PARKER (PST) Ariz.
			976	199	Lv RICE Cal.
			815	249	Ar CADIZ Cal. Phoenix-Los Angeles Pullman and chair car switched to Tr. 3 at Cadiz.
2105	142	Lv BARSTOW Cal. Los Ang.-Phoenix Pullman and chair car switched to Train 118 at Cadiz.	2105	326	Ar BARSTOW Cal. Leave Barstow Train 23, 6.20 am; Ar. Fresno 2.15 pm; Stockton 5.10 pm; Oakland 8.00 pm; San Francisco 8.30 pm.
815	219	Lv CADIZ Cal.	318	468	Ar LOS ANGELES (PST) Cal. Lv. Los Angeles Train 72, 7.10 am; Ar. San Diego 9.55 am.
976	269	Lv RICE Cal.			
458	303	Ar PARKER (PST) Ariz.			
1865	359	Ar SALOME (MST) Ariz.			
2077	414	Ar WICKENBURG Ariz.			
1081	468	Ar PHOENIX (MST) Ariz.			

ALBUQUERQUE-EL PASO Service

Through Pullman and Chair Car between Albuquerque and El Paso

Altitude	Miles	Train No. 13 Southbound Read Down	Altitude	Miles	Train No. 14 Northbound Read Down
4934	0	Lv ALBUQUERQUE N.M.	3709	0	Lv EL PASO (MST) Tex.
4785	30	Lv BELEN N.Mex.	3860	43	Lv LAS CRUCES N.Mex.
4570	75	Lv SOCORRO N.Mex.	4050	76	Lv RINCON N.Mex.
4747	141	Lv ENGEL N.Mex.	4747	112	Lv ENGEL N.Mex.
4042	177	Lv RINCON N.Mex.	4570	178	Lv SOCORRO N.Mex.
3860	210	Lv LAS CRUCES N.Mex.	4785	223	Ar BELEN N.Mex.
3709	253	Ar EL PASO (MST) Tex.	4934	253	Ar ALBUQUERQUE N.M.

CLOVIS-CARLSBAD Service

Altitude	Miles	Train 25 Westbound Read Down	Altitude	Miles	Train 26 Eastbound Read Down
4225	0	Lv CLOVIS (MST) N.Mex.	3107	0	Lv CARLSBAD (MST) N.M.
4004	18	Lv PORTALES N.Mex.	3400	33	Lv ARTESIA N.Mex.
4350	43	Lv ELIDA N.Mex.	3376	44	Lv LAKE ARTHUR N.Mex.
3565	109	Lv ROSWELL N.Mex.	3424	53	Lv HAGERMAN N.Mex.
3461	125	Lv DEXTER N.Mex.	3461	59	Lv DEXTER N.Mex.
3424	131	Lv HAGERMAN N.Mex.	3565	75	Lv ROSWELL N.Mex.
3376	140	Lv LAKE ARTHUR N.Mex.	4350	141	Lv ELIDA N.Mex.
3400	151	Lv ARTESIA N.Mex.	4004	165	Lv PORTALES N.Mex.
3107	184	Ar CARLSBAD N.Mex.	4225	184	Ar CLOVIS N.Mex.

④ Indicates Rail-Auto Service available. f Flag stop to receive or discharge passengers. * Stops to discharge passengers from Fresno and east. ① First trip about May 18.

④ Indicates Rail-Auto Service available. f Flag stop. ① First trip about May 18.

KANSAS CITY - OKLAHOMA CITY Service

Through Pullman and Chair Car

Train No. 27 Southbound Train No. 28-124 Northbound

Altitude	Mls.	Read Down	Altitude	Mls.	Read Down
		Chicago passengers leave on Train 23, The Grand Canyon, 12.01 pm; Ar. Kansas City 9.00 pm.	1262	0	Lv OKLAHOMA CITY
781	0	Lv KANSAS CITY, Mo.	1199	14	Lv EDMOND, Okla.
825	40	Lv LAWRENCE, Kan.	940	31	Lv GUTHRIE, Okla.
889	66	Lv TOPEKA, Kan.	996	62	Lv PERRY, Okla.
1140	125	Lv EMPORIA, Kan.	1005	95	Lv PONCA CITY, Okla.
1445	198	Ar NEWTON, Kan.	1154	108	Lv NEWKIRK, Okla.
1445	198	Lv NEWTON, Kan.	119	119	Ar KANSAS CITY, Kan.
1312	225	Lv WICHITA, Kan.	1120	133	Lv WINFIELD, Kan.
1120	264	Lv WINFIELD, Kan.	1312	172	Lv WICHITA, Kan.
1118	276	Lv ARKANSAS CITY, Kan.	1445	199	Ar NEWTON, Kan.
1154	289	Lv NEWKIRK, Okla.	1445	199	Lv NEWTON, Kan.
1005	302	Lv PONCA CITY, Okla.	1140	272	Lv EMPORIA, Kan.
992	314	Lv MARLAND, Okla.	273	273	Ar KANSAS CITY, Mo.
891	320	Lv RED ROCK, Okla.	288	288	Ar KANSAS CITY, Mo.
996	335	Lv PERRY, Okla.	889	326	Ar TOPEKA, Kan.
1085	341	Lv ORLANDO, Okla.	825	352	Ar LAWRENCE, Kan.
944	352	Lv MULHALL, Okla.	781	397	Ar KANSAS CITY, Mo.
940	366	Lv GUTHRIE, Okla.			Passengers for Chicago Lv. Kansas City Train 24, The Grand Canyon, 7.00 am; Ar. Chicago 3.45 pm.
973	373	Lv SEWARD, Okla.			
1199	383	Lv EDMOND, Okla.			
1262	397	Ar OKLAHOMA CITY			

HOUSTON - SAN ANGELO Service

Through Pullman, Chair Car service with change enroute

Train Nos. 66-75-77 Westbound Train Nos. 78-76-65 Eastbound

Altitude	Mls.	Read Down	Altitude	Mls.	Read Down
54	0	Lv HOUSTON, Tex.	1851	0	Lv SAN ANGELO, Tex.
736	191	Lv TEMPLE, Tex.	1660	37	Lv BALLINGER, Tex.
1342	324	Ar BROWNWOOD, Tex.	1342	114	Ar BROWNWOOD, Tex.
1342	324	Lv BROWNWOOD, Tex.	1342	114	Lv BROWNWOOD, Tex.
1660	401	Ar BALLINGER, Tex.	736	247	Ar TEMPLE, Tex.
1851	438	Ar SAN ANGELO, Tex.	54	438	Ar HOUSTON, Tex.

DALLAS - FT. WORTH - SAN ANGELO Service

Through Pullman and Chair Car

Train Nos. 112-77 Southbound Train Nos. 78-111 Northbound

Altitude	Mls.	Read Down	Altitude	Mls.	Read Down
512	0	Lv DALLAS, Tex.	1851	0	Lv SAN ANGELO, Tex.
670	31	Lv FORT WORTH, Tex.	36	36	Ar SAN ANGELO, Tex.
	70	Ar BROWNWOOD, Tex.	1660	37	Lv BALLINGER, Tex.
725	71	Lv GRANBURY, Tex.	1342	97	Lv BROWNWOOD, Tex.
1285	107	Lv STEPHENVILLE, Tex.	11	121	Lv COMANCHE, Tex.
1460	121	Lv DUBLIN, Tex.	1460	149	Lv DUBLIN, Tex.
1360	143	Lv COMANCHE, Tex.	1285	163	Lv STEPHENVILLE, Tex.
1342	173	Ar BROWNWOOD, Tex.	725	199	Lv GRANBURY, Tex.
1660	235	Ar BALLINGER, Tex.	200	200	Ar SAN ANGELO, Tex.
	236	Ar SAN ANGELO, Tex.	670	239	Ar FORT WORTH, Tex.
1851	270	Ar SAN ANGELO, Tex.	512	270	Ar DALLAS, Tex.

DALLAS - FT. WORTH - CLOVIS Service

Through Pullman and Chair Car

Train Nos. 112-77-75-97 Westbound Train Nos. 98-76-78-111 Eastbound

Altitude	Mls.	Read Down	Altitude	Mls.	Read Down
512	0	Lv DALLAS, Tex.	4225	0	Lv CLOVIS, N.Mex.
670	31	Lv FT. WORTH, Tex.	4138	9	Lv TEXICO, N.Mex.
1342	173	Ar BROWNWOOD, Tex.	3555	52	Lv LITTLEFIELD, Tex.
2145	287	Ar SWEETWATER, Tex.	3195	89	Lv LUBBOCK, Tex.
2316	326	Ar SNYDER, Tex.	3163	104	Lv SLATON, Tex.
2602	369	Ar POST, Tex.	2602	128	Lv POST, Tex.
3163	394	Ar SLATON, Tex.	2316	171	Lv SNYDER, Tex.
3195	409	Ar LUBBOCK, Tex.	2145	210	Lv SWEETWATER, Tex.
3555	446	Ar LITTLEFIELD, Tex.	1342	324	Lv BROWNWOOD, Tex.
4138	489	Ar TEXICO, N.Mex.	670	467	Ar FT. WORTH, Tex.
4225	498	Ar CLOVIS, N.Mex.	512	498	Ar DALLAS, Tex.

Indicates Rail-Auto Service Available.

Equipment

Super CHIEF—Trains 17 and 18—Extra fare

Between Chicago and Los Angeles—Lounge car; Two 10 Roomette, 6 double bedroom Pullman; Three 2 drawing room, 4 compartment, 4 double bedroom Pullmans; Turquoise room—Pleasure dome lounge car; Dining car, 4 drawing room, 1 double bedroom observation-lounge car Pullman.

Between Kansas City and Los Angeles—10 Roomette, 6 double bedroom Pullman. Ready for occupancy (westbound) 9.30 pm. and may be occupied (eastbound) until 8.00 am.

Valet, Barber, Shower bath. Radio and recorded musical programs.

The CHIEF—Trains 19 and 20—Extra fare

Between Chicago and Los Angeles—Baggage lounge car; 17 roomette Pullman; Club lounge car; Dining car; 4 drawing room, 1 double bedroom observation Pullman, 2 drawing room, 4 compartment, 4 double bedroom Pullman. Valet, Barber, Shower bath.

Between Chicago and Phoenix—10 roomettes, 3 double bedrooms, 2 compartment Pullman.

Between New York and Los Angeles—Two 2 drawing room, 4 compartment, 4 double bedroom Pullmans (one car via 20th Century the other via Broadway Limited). 10 roomette, 6 double bedroom Pullman (via 20th Century).

Between Washington and San Diego—10 roomette, 6 double bedroom Pullman (via Capitol Limited).

EL CAPITAN—Trains 21 and 22—Extra fare

(All Seats Reserved)

Between Chicago and Los Angeles—Seven Chair cars (44 seats to car); Two Lunch-counter diners. Club lounge car, Chair observation car (42 seats). Courier-Nurse Service. Radio and recorded musical programs.

The GRAND CANYON

(SOUTHERN SECTION) Trains 23 and 24

Between Chicago and Los Angeles—Lounge car; 10 roomette, 3 double bedroom, 2 compartment Pullman; 14 section Pullman; dining car. Chair car.

Between Chicago and Los Angeles via Grand Canyon—8 section, 2 compartment, 2 double bedroom Pullman.

Between Chicago and Oakland, San Francisco—6 section, 6 roomette, 4 double bedroom Pullman. Chair car.

Grand Canyon chair car passengers change cars at Williams. Coach ready for early occupancy at Williams.

The GRAND CANYON

(NORTHERN SECTION) Trains 23-123 and 124-24

Between Chicago and Los Angeles—Lounge car; 24 duplex roomette Pullman; 8 section, 2 compartment, 2 double bedroom Pullman, 8 section, 1 drawing room, 2 compartment Pullman; Dining car; chair cars.

Between Chicago and Los Angeles via Grand Canyon (Effective June 1, 1952).—2 drawing room, 4 compartment, 4 double bedroom Pullman.

Between Kansas City and Denver—6 roomette, 6 section, 4 double bedroom Pullman. Chair car.

Between Denver and Los Angeles—6 roomette, 6 section, 4 double bedroom Pullman. Chair car.

Between Grand Canyon and Los Angeles—8 section, 2 compartment, 2 double bedroom Pullman.

Grand Canyon chair car passengers change cars at Williams. Coach ready for early occupancy at Williams.

CALIFORNIA LIMITED—Trains 3 and 4

Between Chicago and Los Angeles—Chair cars; 12 section, 1 drawing room Pullman; 8 section, 1 drawing room, 2 compartment Pullman, Club lounge car.

Between Chicago and Oakland—10 section, 1 drawing room, 2 compartment Pullman.

Between Chicago and La Junta—Dining car. (Between La Junta and California meals served at Fred Harvey dining stations.)

Denver and Albuquerque—6 section, 1 drawing room, 4 double bedroom Pullman.

Between Phoenix and Los Angeles—10 section, 2 drawing room Pullman, chair car.

Between Barstow and Oakland—(connecting train) Chair car; dining car.

The SCOUT—Trains 3-5-105 and 106-6-4

Between Chicago and Los Angeles via Amarillo—10 section, 1 drawing room, 2 compartment Pullman.

Waynoka and Albuquerque via Carlsbad (Carlsbad Caverns)—10 section, 1 drawing room, 2 compartment Pullman.

Lounge car and dining car between Chicago and Kansas City.

Dining car between Kansas City and Newton.

Snack bar car between Newton and Amarillo.

Chair car between Chicago and Newton. Newton and Albuquerque.

Equipment

TEXAS CHIEF—Train 15 and 16

Between Chicago and Galveston—Club Lounge car, 24 duplex roomette Pullman; 2 drawing room, 4 compartment, 4 double bedroom Pullman; 10 roomette, 6 double bedroom Pullman. Dining car. Chair cars, reclining seats.

Between Chicago and Oklahoma City—10 roomette, 6 double bedroom Pullman.

Between Chicago and Wichita—10 roomette, 3 double-bedroom, 2 compartment Pullman. (May be occupied at Wichita until 8:00 am.)

Chicago to Tulsa (Southbound only)—6 section, 6 roomette, 4 double bedroom Pullman. (On No. 47 from Kansas City.)

Courier-Nurse service. Radio and recorded musical programs.

KANSAS CITY CHIEF—Train 9 and 10

Between Chicago and Kansas City—Diner-Lounge car; 10 roomette, 6 double bedroom Pullman; 24 duplex roomette Pullman; Two 6 roomette, 6 section, 4 double bedroom Pullman; 17 roomette Pullman. Chair Car, reclining seats.

The KANSAS CITYAN—CHICAGOAN

Train 11-111 and 112-12

Between Chicago and Dallas—8 section, 2 compartment, 2 double bedroom Pullman; chair car.

Between Chicago and Oklahoma City—Chair-lounge car; parlor observation car; dining car; chair cars.

Between Oklahoma City and Dallas—10 section lounge Pullman.

The TULSAN—Train 211 and 212

Between Chicago and Tulsa—Chair cars.

Between Chicago and Kansas City—Dining car; parlor observation car.

Between Kansas City and Tulsa—Cafe lounge car.

The OIL FLYER—Train 47 and 48

Between Chicago and Tulsa—6 section, 6 roomette, 4 double bedroom Pullman. (On No. 15 Chicago-Kansas City; on No. 10 Kansas City-Chicago).

Between Chicago and Kansas City—Dining Car, Chair Car.

Between Kansas City and Tulsa—Cafe-observation car; chair car.

Chicago-Texas Service—Train 3-5 and 6-4

Between Chicago and Galveston—10 section, 2 double bedroom, 1 compartment Pullman.

Between Chicago and Kansas City—Club lounge car, dining car, chair car.

Between Kansas City and Ft. Worth—Dining car.

Between Kansas City and Galveston—Chair car.

Between Dallas and Galveston—6 section, 1 drawing room, 4 double bedroom Pullman.

The ANTELOPE—Train 27 and 28

Between Kansas City and Oklahoma City—12 section, 1 drawing room Pullman (on 124 from Newton to Kansas City eastbound), Chair car.

Light refreshments, such as coffee, milk, orange juice, sweet rolls and doughnuts may be purchased from news agent on Train 27 and 28.

New Orleans-Texas-California Service

(Connecting with The Grand Canyon, Train 23 and 24). Between Dallas and Los Angeles—10 roomette, 5 double bedroom Pullman; chair car.

Between Houston and Clovis—8 section, 1 drawing room, 2 compartment Pullman.

Between Dallas and Clovis—10 section, 1 drawing room, 2 compartment Pullman.

Between New Orleans and Oakland, San Francisco—6 section, 6 roomette, 4 double bedroom Pullman. Dining Car service between Houston and Clovis—Clovis and California. Lounge Car service between Houston and California. Courier-Nurse service between Clovis and Los Angeles.

Chair car service between Houston and Oakland; Barstow and Oakland.

Famous Fred Harvey Dining Car service

RAILROAD AND PULLMAN FARES

PULLMAN RATES quoted by Pullman Co., April 27, 1952.
RAIL FARES in effect April 27, 1952.
Subject to change without notice.
For explanation of Reference Notes see pages 31 and 32. (Fed. tax 15% not included).

BETWEEN	RAIL FARES				PULLMAN RATES
	One-Way First-Class	One-Way Coach	Round Trip First-Class	Round Trip Coach	STANDARD Lower Berth
Albuquerque and					
El Paso.....	\$ 8.86	\$ 6.34	\$14.80	\$11.45	\$ 4.05
Hutchinson.....	23.47	16.77	39.15	30.20	8.30
Long Beach.....	31.84	22.78	*57.90	*44.80	*10.65
Los Angeles.....	31.08	22.23	*57.90	44.80	10.65
Phoenix.....	20.16	14.41	33.60	25.95	7.60
San Francisco.....	41.70	29.78	*80.65	*60.30	11.55
Williams.....	13.33	9.56	22.25	17.25	5.80
Amarillo and					
Grand Canyon.....	28.95	21.91	48.80	37.45	9.30
Long Beach.....	42.29	26.71	*77.95	57.95	*13.50
Los Angeles.....	42.49	30.35	*77.95	57.95	13.50
↓Los Angeles (via Grand Canyon).....	49.99	35.85	*85.45	* 63.45	17.55
San Diego.....	*44.18	*31.56	*77.95	57.95	14.10
San Francisco.....	53.14	37.96	89.35	62.60	14.80
Williams.....	24.77	17.73	41.30	31.95	8.30
Ash Fork and					
Phoenix.....	6.79	4.86	11.35	8.75	4.05
Bakersfield and					
San Francisco.....	10.62	7.59	17.70	13.70	4.05
Belen and					
Grand Canyon.....	16.92	13.30	28.75	21.95	6.90
Los Angeles.....	30.46	21.79	*57.90	*44.80	10.65
↓Los Angeles (via Grand Canyon).....	37.96	27.29	*65.40	*50.30	14.70
Carlsbad and					
Belen.....	14.83	10.60	24.75	19.10	5.50
Los Angeles.....	*40.40	*28.86	*71.90	*53.25	12.80
San Francisco.....	*54.36	*38.83	*89.35	*62.60	14.50
Williams.....	27.56	19.73	45.95	35.55	8.90
Chicago and					
Albuquerque.....	47.20	33.71	78.70	60.70	14.50
Amarillo.....	35.51	25.37	59.20	45.70	11.55
Ash Fork.....	60.75	43.41	101.25	78.15	18.45
Bakersfield.....	77.61	55.44	126.45	90.15	21.00
Barstow.....	72.77	51.98	126.45	90.15	20.15
Bartlesville.....	22.99	16.42	38.35	29.60	7.60
Carlsbad.....	45.57	32.57	75.95	58.65	14.10
Clovis.....	39.16	27.96	65.30	50.35	12.25
Colorado Springs.....	36.24	25.88	60.40	46.60	10.65
Dallas.....	35.40	23.86	55.70	42.95	10.25
Denver.....	36.24	25.88	60.40	46.60	10.65
El Paso.....	49.08	35.07	81.80	63.15	14.50
Ft. Worth.....	33.40	23.86	55.70	42.95	10.25
Galveston.....	40.51	29.10	67.65	52.40	12.75
Grand Canyon.....	64.11	47.02	107.40	82.65	19.30
Guthrie.....	28.07	20.07	46.80	36.15	8.30
Houston.....	38.80	27.86	64.70	50.15	11.55
Hutchinson.....	23.70	16.94	39.50	30.50	8.30
Independence.....	21.86	15.62	36.45	28.15	6.90
Kansas City.....	16.08	11.49	26.80	20.70	5.50
La Junta.....	35.02	25.02	58.40	45.05	10.65
Lamy.....	44.84	32.03	74.75	57.70	13.80
Las Vegas.....	42.66	30.40	70.95	54.75	12.80
Long Beach.....	77.61	55.44	126.45	90.15	*21.00
Los Angeles, San Diego or San Francisco.....	77.61	55.44	126.45	90.15	21.00
↓Los Angeles or San Francisco (via Grand Canyon).....	85.11	60.94	*133.95	* 95.65	25.05
↕Los Angeles or San Francisco (via Carlsbad).....	80.61	58.44	@129.45	@ 93.15	25.05
Newton.....	22.56	16.12	37.60	29.05	7.60
Norman.....	28.70	20.54	47.85	37.00	8.90
Oklahoma City.....	28.07	20.07	46.80	36.15	8.30
Ponca.....	64.31	45.97	*107.20	*82.75	19.00
Ponca City.....	26.21	18.73	43.70	33.75	8.30
Prescott.....	62.75	44.84	*104.60	*80.75	18.45
Pueblo.....	36.24	25.88	60.40	46.60	10.65
San Antonio.....	42.59	30.58	71.00	55.05	12.80
San Bernardino.....	75.66	54.04	126.45	90.15	21.00
Topeka.....	18.39	13.15	30.65	23.70	5.80
Tulsa.....	24.73	17.67	41.25	31.85	8.30
Wichita.....	23.52	16.82	39.20	30.30	8.30
Williams.....	59.93	42.84	99.90	77.15	18.45
↕Williams (via Carlsbad).....	62.93	45.84	@102.90	@ 80.15	22.50
Winslow.....	56.68	40.50	94.50	72.90	17.25
Clovis and					
Los Angeles.....	38.86	*27.76	*71.90	*53.25	12.25
San Diego.....	*40.86	*29.19	*71.90	*53.25	12.80
San Francisco.....	49.51	*35.38	*89.35	*62.60	13.80
Colorado Springs and					
Albuquerque.....	14.14	10.11	23.60	18.20	6.55
El Paso.....	22.99	16.42	38.35	29.60	8.90
Ft. Worth.....	25.48	18.21	42.50	32.80	8.30
Galveston.....	35.72	25.53	59.55	46.00	10.65
Lamy.....	11.79	8.44	19.65	15.20	5.80
Los Angeles.....	45.21	32.29	*80.65	60.60	15.40
Los Angeles (via Grand Canyon).....	52.71	37.79	*88.15	66.10	19.45
Tulsa.....	34.30	24.52	57.20	44.15	12.25

RAILROAD AND PULLMAN FARES

PULLMAN RATES quoted by Pullman Co., April 27, 1952.
 RAIL FARES in effect April 27, 1952. Subject to change without notice.
 For explanation of Reference Notes see pages 31 and 32. (Fed. tax 15% not included)

BETWEEN	RAIL FARES				PULLMAN RATES
	One-Way First-Class	One-Way Coach	Round Trip First-Class	Round Trip Coach	STANDARD Lower Berth
Colo. Spgs. and—Cont.					
San Diego	\$47.68	\$34.06	\$80.65	\$60.60	\$15.40
San Francisco	47.78	34.13	80.65	60.60	15.40
Williams	27.47	19.64	45.80	35.40	10.65
Dallas and					
Denver	29.15	20.84	48.60	37.55	8.90
Houston	8.53	6.10	14.25	11.00	4.05
Galveston	10.26	7.34	18.50	13.25	4.05
Grand Canyon	41.23	30.72	69.25	53.30	12.60
Los Angeles or San Diego (via Sweetwater)	\$51.25	\$36.61	89.75	68.75	15.40
Los Ang. or San Diego (via Sweetwater-Grand Cany.)	\$58.75	\$42.11	# 97.25	# 74.25	19.45
San Francisco	\$64.31	\$45.94	106.05	75.60	17.55
San Francisco (via Grand Canyon)	\$71.81	\$51.44	# 113.55	# 81.10	21.60
Denver and					
Albuquerque	16.70	11.95	27.85	21.55	7.60
El Paso	25.56	18.26	42.60	32.90	9.95
Lamy	14.36	10.27	23.95	18.50	6.55
Las Vegas	12.09	8.65	20.15	15.60	5.80
Long Beach	47.78	34.13	\$80.65	60.60	*15.40
Los Angeles, San Diego or San Francisco	47.78	34.13	\$80.65	60.60	15.40
Los Angeles or San Francisco (via Grand Canyon)	55.28	39.63	# 88.15	# 66.10	19.45
Oklahoma City	25.01	17.87	41.70	32.20	8.30
Phoenix	36.87	26.36	61.45	47.45	12.80
Williams	30.03	21.48	50.05	38.70	11.55
Dodge City and					
Colorado Springs	10.96	7.84	18.30	14.15	4.05
Denver	13.52	9.66	22.55	17.40	4.05
Los Angeles	50.33	35.95	\$90.10	\$68.85	15.40
San Diego	50.40	36.00	\$90.10	\$68.85	16.05
San Francisco	54.88	39.20	\$92.25	\$69.80	16.05
Williams	32.58	23.31	54.30	42.00	11.55
Fort Worth and					
Denver	28.04	20.04	46.75	36.10	8.90
Houston	8.53	6.10	14.25	11.00	4.05
Galveston	10.26	7.34	17.10	13.25	4.05
Long Beach	\$50.15	\$35.82	87.90	68.75	*14.50
Los Angeles or San Diego (via Sweetwater)	\$50.15	\$35.82	87.90	68.75	14.50
Los Ang. or San Diego (via Sweetwater-Grand Cany.)	\$57.65	\$41.32	# 95.40	# 74.25	18.55
San Francisco	\$64.31	\$45.94	106.05	75.60	17.55
Fresno and					
Phoenix	20.95	14.97	34.95	26.95	8.30
San Francisco	6.83	4.87	11.40	8.80	4.05
Galveston and					
Denver	38.30	27.38	63.85	49.30	11.55
Grand Canyon	49.44	36.56	82.95	63.80	14.50
Los Angeles or San Diego	\$59.26	\$42.33	\$103.10	76.35	16.60
Los Angeles or San Diego (via Grand Canyon)	\$66.76	\$47.83	# 110.60	# 81.85	20.65
Grand Canyon and					
Los Angeles	21.90	16.86	37.05	28.35	7.60
San Diego	26.33	20.02	47.40	34.05	8.30
San Francisco	32.55	24.47	54.80	42.05	8.90
Williams	4.18		7.50	5.50	
Hutchinson and					
Colorado Springs	15.17	10.84	25.30	19.55	5.80
Denver	17.38	12.42	29.00	22.40	5.80
Los Angeles	53.98	38.56	\$94.15	70.05	16.05
Pueblo	13.60	9.72	22.70	17.50	4.70
San Francisco	59.10	\$42.22	\$99.55	74.15	16.05
Houston and					
Denver	36.57	26.15	60.95	47.10	11.55
Grand Canyon	47.71	35.32	80.05	61.60	14.50
Long Beach	\$57.53	\$41.09	100.20	74.10	*16.60
Los Angeles or San Diego	\$57.53	\$41.09	100.20	74.10	16.60
Los Angeles or San Diego (via Grand Canyon)	\$65.03	\$46.59	# 107.70	# 79.60	20.65
Williams	43.53	31.14	72.55	56.10	13.50
San Francisco	\$71.90	\$51.36	106.05	75.60	17.55
Kansas City and					
Albuquerque	31.11	22.23	51.85	40.05	10.65
Amarillo	19.44	13.89	32.40	25.05	7.60
Ash Fork	44.66	31.92	74.45	57.50	14.80
Barstow	56.68	40.49	103.35	75.65	17.55
Bakersfield	61.55	43.97	103.35	75.65	18.10
Bartlesville	6.90	4.94	11.50	8.90	4.05
Carlsbad	29.50	21.08	49.20	37.95	10.65
Colorado Springs	21.77	15.57	36.30	28.05	6.55
Clovis	23.07	16.49	38.45	29.70	8.30
Dallas	17.33	12.37	28.90	22.30	6.55
Denver	22.12	15.82	36.90	28.50	6.55
Dodge City	11.85	8.47	19.75	15.25	5.00
El Paso	33.01	23.58	55.05	42.45	10.65
Flagstaff	42.67	30.50	71.15	54.90	14.10
Ft. Worth	17.33	12.37	28.90	22.30	6.55

RAILROAD AND PULLMAN FARES

PULLMAN RATES quoted by Pullman Co., April 27, 1952.
 RAIL FARES in effect April 27, 1952. Subject to change without notice.
 For explanation of Reference Notes see pages 31 and 32. (Fed. tax 15% not included)

BETWEEN	RAIL FARES				PULLMAN RATES
	One-Way First-Class	One-Way Coach	Round Trip First-Class	Round Trip Coach	STANDARD Lower Berth
Kans. City and—Cont.					
Galveston	\$27.59	\$19.71	\$46.00	\$35.50	\$8.90
Grand Canyon	48.03	35.53	80.60	61.95	15.70
Guthrie	12.00	8.58	20.00	15.45	4.35
Houston	25.86	18.47	43.10	33.25	8.90
Hutchinson	7.63	5.47	12.75	9.85	4.05
Independence	5.79	4.15	9.65	7.50	4.05
La Junta	18.94	13.53	31.60	24.40	6.55
Lamy	26.48	20.54	47.95	37.00	9.95
Las Vegas	18.94	13.53	31.60	24.40	8.90
Long Beach	61.55	43.97	103.35	75.65	*18.10
Los Angeles	61.55	43.97	103.35	75.65	18.10
Los Ang. (via Grand Cany.)	69.05	49.47	# 110.85	# 81.15	22.15
Los Angeles (via Carlsbad)	64.55	46.97	@ 106.35	@ 78.65	22.15
Newton	6.49	4.65	10.85	8.40	4.05
Norman	12.63	9.05	21.05	16.30	4.70
Oklahoma City	12.00	8.58	20.00	15.45	4.35
Phoenix	48.25	34.49	\$80.45	62.10	15.40
Prescott	46.68	33.35	\$77.80	\$60.05	14.80
Pueblo	20.78	14.85	34.65	26.75	6.55
San Francisco or San Diego	61.55	43.97	103.35	75.65	18.10
San Francisco (via Grand Canyon)	69.05	49.47	# 110.85	# 81.15	22.15
San Francisco (via Carlsbad)	64.55	46.97	@ 106.35	@ 78.65	22.15
Sweetwater	22.53	16.10	37.55	29.00	9.60
Tulsa	8.64	6.19	14.40	11.15	4.05
Williams	43.85	31.35	73.10	56.45	14.80
Williams (via Carlsbad)	46.85	34.35	@ 76.10	@ 59.45	18.85
Wichita	7.45	5.33	12.45	9.60	4.05
Winfield	8.79	6.28	14.65	11.35	4.05
Winslow	40.58	29.02	67.65	52.25	13.50
Kiowa and					
Los Angeles	51.08	36.49	\$92.25	\$69.05	15.70
Los Angeles (via Carlsbad)	\$54.08	\$39.49	@ \$95.25	@ \$72.05	19.75
San Diego	\$52.76	\$37.69	\$92.25	\$69.05	16.35
San Francisco	\$60.77	\$43.41	\$101.50	\$73.70	16.60
Lamy and					
Los Angeles	33.42	23.92	61.80	47.85	11.55
Los Ang. (via Grand Cany.)	40.92	29.42	# 69.30	# 53.35	15.60
San Francisco	44.04	31.46	80.65	60.60	12.80
Williams	15.67	11.25	26.15	20.25	7.60
Winslow	12.42	8.91	20.70	16.05	5.80
Las Vegas and					
Los Angeles	35.71	\$25.37	65.65	50.80	11.55
San Francisco	46.33	33.09	80.65	60.60	12.80
Williams	17.96	12.88	29.95	23.20	7.60
Los Angeles and					
Ash Fork	16.93	12.10	28.25	21.80	6.15
Barstow	4.91	3.51	8.20	6.35	4.05
Carlsbad	\$39.21	\$28.86	\$65.35	\$51.95	12.80
Colorado Springs	\$45.22	\$32.30	\$80.65	\$60.60	15.40
Dallas via Sweetwater	\$51.24	\$36.60	\$89.75	\$68.75	15.40
Denver	47.78	34.13	\$80.65	\$60.60	15.40
Ft. Worth via Sweetwater	\$50.14	\$35.82	\$87.90	\$68.75	14.50
Ft. Worth (via Sweetwater-Grand Canyon)	\$57.64	\$41.32	# 95.40	# 74.25	18.55
Ft. Worth via Wichita	\$54.70	\$39.07	\$94.15	\$70.05	16.60
Galveston	\$59.25	\$42.32	\$103.10	\$76.35	16.60
Houston	\$57.52	\$41.09	100.20	74.10	16.60
Houston via Grand Canyon	\$65.02	\$46.59	# 107.70	# 79.60	20.65
La Junta	\$43.23	\$30.88	\$78.30	\$59.75	14.50
New Orleans	\$69.46	\$49.62	\$120.10	\$89.35	19.00
Newton	\$55.07	\$39.34	\$103.35	\$75.65	16.60
Newton via Grand Canyon	\$62.57	\$44.84	# 110.85	# 81.15	20.65
Newton via Carlsbad	\$58.07	\$42.34	@ 106.35	@ 78.65	20.65
San Diego	4.42	3.16	7.40	5.70	4.05
St. Louis	\$71.17	\$50.84	\$119.65	\$85.55	21.15
Wichita via Newton	\$55.07	\$39.34	\$103.35	\$75.65	16.60
Wichita via Texico	\$54.70	\$39.07	\$94.15	\$70.05	16.60
Wichita via Carlsbad	\$57.70	\$42.07	@ 97.15	@ 73.05	20.65
Wichita via Texico-Grand Canyon	\$62.20	\$44.57	# 101.65	# 75.55	20.65
Williams	17.72	12.69	29.55	22.85	6.55
Winslow	20.98	15.01	35.00	27.05	7.60
Minneapolis and					
Grand Canyon	62.89	46.16	105.35	81.10	19.85
Los Angeles, San Diego or San Francisco	73.58	52.56	123.40	90.15	21.00
Los Ang. or San Francisco (via Grand Canyon)	81.08	58.06	# 130.90	# 95.65	25.05
New Orleans and					
Grand Canyon	69.43	43.97	99.60	77.15	16.95
Los Angeles or San Diego	\$69.47	\$49.62	\$120.10	\$89.35	19.00
Los Ang. or San Diego (via Grand Canyon)	\$76.97	\$55.12	# 127.60	# 95.80	23.05
San Francisco	\$77.61	\$55.44	124.75	89.35	19.00
Newton and					
Albuquerque	24.63	17.60	41.05	31.70	8.90
Amarillo	13.03	9.32	21.75	16.80	5.80
Colorado Springs	16.32	11.66	27.20	21.00	5.80

RAILROAD AND PULLMAN FARES

PULLMAN RATES quoted by Pullman Co., April 27, 1952.
 RAIL FARES in effect April 27, 1952. Subject to change without notice.
 For explanation of Reference Notes see pages 31 and 32. (Fed. tax 15% not included).

BETWEEN	RAIL FARES				PULLMAN RATES	
	One-Way First-Class	One-Way Coach	Round Trip First-Class	Round Trip Coach	STANDARD	Lower Berth
					Lower Berth	
Newton and—Cont.						
Dallas	\$14.98	\$10.77	\$25.00	\$19.40	4.70	
Denver	18.54	13.25	30.90	23.85	5.80	
Ft. Worth	13.87	9.91	23.15	17.85	4.70	
Grand Canyon	41.54	30.90	69.80	53.60	13.80	
Los Angeles	\$55.10	\$39.36	\$94.15	\$70.05	16.60	
Los Angeles (via Grand Canyon)	\$62.60	\$44.86	#101.65	#75.05	20.65	
Los Angeles (via Carlsbad)	\$58.10	\$42.36	@97.15	@73.05	20.65	
Oklahoma City	6.97	4.99	11.65	9.00	4.05	
San Francisco	\$60.24	\$43.03	\$101.50	\$75.15	16.60	
Wichita	.95	.69	1.60	1.25		
Oklahoma City and						
Colorado Springs	22.86	16.33	38.10	29.40	8.30	
Dallas	8.28	5.94	13.80	10.70	4.05	
Ft. Worth	7.18	5.14	12.00	9.30	4.05	
Galveston	17.43	12.48	29.02	22.50	5.80	
Grand Canyon	39.23	29.47	70.50	54.10	14.80	
Long Beach	\$54.70	\$39.07	\$94.15	\$70.05	16.60	
Los Angeles	\$54.70	\$39.07	\$94.15	\$70.05	16.60	
Los Angeles (via Grand Canyon)	\$62.20	\$44.57	#101.65	#75.55	20.65	
San Diego	\$55.66	\$39.76	\$94.15	\$70.05	17.55	
San Francisco	\$62.86	\$44.90	103.35	75.15	17.55	
Phoenix and						
Los Angeles (via Parker)	14.89	10.65	24.85	19.20	5.50	
San Francisco (via Ash Fork or Parker)	27.77	19.84	46.30	35.75	8.90	
Pueblo and						
Albuquerque	12.57	8.99	20.95	16.20	6.55	
El Paso	21.42	15.29	35.70	27.55	8.90	
Los Angeles	\$43.63	\$31.16	\$78.85	\$60.60	14.50	
San Francisco	47.78	34.13	\$80.65	\$60.60	14.50	
St. Louis and						
Colorado Springs	31.53	22.53	52.55	40.60	9.95	
Denver	31.88	22.78	53.15	41.05	9.95	
Grand Canyon	57.62	42.41	96.60	74.35	16.95	
Hutchinson	17.38	12.42	29.00	22.40	6.15	
La Junta	28.70	20.51	47.85	36.95	8.90	
Long Beach	\$71.18	\$50.84	119.65	85.55	20.15	
Los Angeles, San Diego or San Francisco	\$71.18	\$50.84	119.65	85.55	20.15	
Los Ang. or San Francisco (via Grand Canyon)	\$78.68	\$56.34	#127.15	#91.05	24.20	
Phoenix	\$57.99	\$41.46	\$96.65	\$74.65	17.25	
San Antonio and						
Colorado Springs	35.20	25.18	58.70	45.35	11.55	
Denver	37.77	27.01	62.95	48.65	12.25	
Kansas City	27.06	19.34	45.10	34.85	8.90	
Oklahoma City	16.91	12.10	28.20	21.80	6.55	
Wichita	22.64	16.19	37.75	29.15	8.75	
San Diego and						
Amarillo	\$42.49	\$30.35	\$77.95	\$57.95	14.10	
Chicago	77.61	55.44	126.45	90.15	21.00	
Clovis	\$40.40	\$28.86	\$67.35	\$51.95	12.80	
Colorado Springs	\$45.22	\$32.30	\$80.65	\$60.60	15.40	
Kansas City	61.55	43.97	103.35	75.65	18.10	
Kiowa	\$51.20	\$36.57	\$91.70	\$69.05	16.35	
Oklahoma City	\$54.70	\$39.07	\$94.15	\$70.05	17.55	
San Francisco and						
Barstow	15.56	11.11	25.95	20.00	4.70	
Carlsbad	\$55.78	\$39.84	\$93.00	\$71.75	14.50	
Chicago	77.61	55.44	126.45	90.15	21.00	
Colorado Springs	47.78	34.13	\$80.65	\$60.60	15.40	
Dallas-Ft. Worth	\$64.32	\$45.94	106.05	75.60	17.55	
Denver	47.78	34.13	\$80.65	\$60.60	15.40	
El Paso	45.17	32.28	75.30	58.15	12.25	
Houston	\$71.90	\$51.36	106.05	75.60	17.55	
Kansas City	61.55	43.97	103.35	75.65	18.10	
Kiowa	\$59.10	\$42.22	\$103.10	\$73.70	16.60	
La Junta	47.78	34.13	\$80.65	\$60.60	15.40	
New Orleans	\$74.51	\$53.22	124.75	89.35	19.00	
Newton	\$60.25	\$43.04	103.35	75.15	16.60	
Oklahoma City	\$61.55	\$43.97	103.35	75.15	17.55	
St. Louis	\$71.17	\$50.84	119.65	85.55	20.15	
Wichita	60.71	43.37	103.35	75.15	16.60	
Williams	28.37	20.29	47.30	36.55	8.30	
Winslow	31.63	22.61	52.75	40.70	8.90	
Temple and						
Los Angeles or San Diego (via Newton)	62.93	44.95	96.05	74.10	16.60	
Los Angeles or San Diego (via Sweetwater)	51.70	36.93	91.50	68.75	14.50	
Topeka and						
Wichita	5.41	3.87	9.05	7.00	4.05	
Trinidad and						
Los Angeles	\$40.37	\$28.84	\$73.40	\$55.95	12.80	
San Francisco	47.78	34.13	\$80.65	\$60.60	14.50	
Tulsa and						
Colorado Springs	24.25	17.33	40.45	31.20	8.30	
Denver	26.40	18.86	44.00	33.95	8.30	

RAILROAD AND PULLMAN FARES

PULLMAN RATES quoted by Pullman Co., April 27, 1952.
 RAIL FARES in effect April 27, 1952. Subject to change without notice.
 For explanation of Reference Notes see pages 31 and 32. (Fed. tax 15% not included).

BETWEEN	RAIL FARES				PULLMAN RATES	
	One-Way First-Class	One-Way Coach	Round Trip First-Class	Round Trip Coach	STANDARD	Lower Berth
					Lower Berth	
Waynoka and						
Los Angeles	\$49.72	\$35.51	\$90.00	\$67.30	\$15.40	\$15.40
San Francisco	60.38	43.13	\$101.40	\$71.95		16.60
Wellington and						
Amarillo	10.95	7.83	18.25	14.10	4.05	
Clovis	14.58	10.42	24.30	18.80	5.80	
Wichita and						
Amarillo	12.15	8.69	20.25	15.65	4.70	
Carlsbad	22.23	15.87	37.05	28.60	8.90	
Clovis	15.79	11.28	26.35	20.35	6.55	
Colorado Springs	16.84	12.03	28.10	21.70	5.80	
Dallas	14.02	10.02	23.40	18.05	4.70	
Denver	19.01	13.59	31.70	24.50	5.80	
Ft. Worth	12.92	9.23	21.55	16.65	4.70	
Grand Canyon	41.10	30.59	69.05	53.05	13.80	
Los Angeles (via Newton)	\$55.10	\$39.36	\$94.15	\$70.05	16.60	
Los Angeles (via Texico)	\$54.66	\$39.04	\$94.15	\$70.05	16.60	
Los Angeles (via Carlsbad)	\$57.66	\$42.04	@97.15	@73.05	20.65	
Los Angeles (via Texico-Grand Canyon)	\$62.16	\$44.54	#101.65	#75.55	20.65	
San Francisco	\$60.77	\$43.41	\$101.50	\$75.15	16.60	
Williams	36.92	26.41	61.55	47.55	12.80	
Winslow and						
Grand Canyon	7.44	6.52	12.95	9.75	4.05	
Woodward and						
Los Angeles	48.46	34.61	87.90	65.65	14.80	
San Diego	50.15	35.82	87.90	65.65	15.70	
San Francisco	59.12	42.23	99.30	70.30	16.35	

Seat Rates in Santa Fe Parlor Cars

BETWEEN AND	CHI-CAGO	KANSAS CITY	BETWEEN AND	CHI-CAGO	KANSAS CITY
Bartlesville, Okla.	\$4.80	\$1.60	Newton, Kans.	\$4.70	\$1.40
Chillicothe, Ill.	.95	2.60	Oklahoma City, Okla.	5.70	2.55
Emporia, Kans.	4.30	1.05	Ponca City, Okla.	5.45	2.25
Fort Madison, Ia.	1.70	1.85	Streator, Ill.	.95	2.90
Galesburg, Ill.	1.30	2.20	Topeka, Kans.	3.80	.95
Independence, Kans.	4.45	1.30	Tulsa, Okla.	5.10	2.00
Kansas City, Mo.	3.30		Wichita, Kans.	4.85	1.70
Marceline, Mo.	2.65	.95			

RAIL NOTES

- (2) Westbound fare. # One-way via Grand Canyon.
 (3) Eastbound fare. @ One-way via Carlsbad.

Minimum Rail and Pullman Ticket Requirements

Minimum of one and one-tenth adult rail tickets required for exclusive occupancy of compartment, and one and one-quarter adult rail tickets for exclusive occupancy of drawing-room (Berth Service); charges for fractional tickets are based on one-way first-class fares. Only one railroad ticket is required for occupancy of a roomette alone, duplex roomette, or bedroom (Berth Service). Fractional extra fare tickets also required on Super Chief and Chief on above basis.

DATES OF SALE—Tickets on sale daily.

LIMITS—One-Way tickets—30 Days.
 Round-Trip tickets—Six months.

FIRST-CLASS TICKETS—Will be honored in Standard Pullman Sleepers upon payment of the Pullman rate for accommodations occupied.

COACH TICKETS—Will be honored in Coaches or Chair Cars only.

STOPOVERS—Are allowed at all points en route within limit of tickets.

SLEEPING CAR ROOM AND UPPER BERTH RATES

DRAWING ROOM . . . COMPARTMENT . . . BEDROOM . . . ROOMETTE
 DUPLEX ROOMETTE . . . UPPER BERTH RATES

Are Shown Opposite Lower Berth Rates.

PULLMAN RATES effective April 27, 1952. RAIL FARES in effect April 27, 1952.
 (Federal Tax 15% not included.)

STANDARD CAR									
RATE WILL BE									
Where Lower Berth Is	Upper Berth	DUPLEX ROOMETTE	ROOMETTE	BEDROOM		COMPARTMENT		DRAWING ROOM	
		One Pass.	One Pass.	One Pass.	Two or More	One Pass.	Two or More	One Pass.	Two or More
\$ 4.05	\$ 3.00	\$ 4.45	\$ 5.60	\$ 7.65	\$ 8.85	\$ 9.10	\$11.05	\$12.10	\$15.30
4.35	3.35	4.85	6.10	8.30	9.60	9.85	12.55	13.10	16.60
4.70	3.55	5.20	6.60	8.95	10.35	10.65	13.30	14.45	17.90
5.00	3.80	5.55	7.00	9.50	11.05	11.30	14.45	15.05	19.00
5.10	3.90	5.65	7.15	9.70	11.25	11.50	14.80	15.35	19.40
5.50	4.15	6.10	7.65	10.45	12.15	12.40	15.45	16.55	20.90
5.80	4.45	6.40	8.20	11.05	12.75	13.05	16.25	17.40	22.10
6.15	4.70	6.85	8.65	11.65	13.50	13.85	17.70	18.45	23.30
6.55	4.95	7.20	9.15	12.50	14.45	14.80	18.40	19.65	25.00
6.90	5.30	7.65	9.65	13.10	15.20	15.55	19.85	20.70	26.20
7.20	5.50	7.95	10.10	13.70	15.80	16.15	20.55	21.55	27.40
7.60	5.75	8.35	10.60	14.45	16.70	17.10	21.15	22.75	28.90
8.00	6.05	8.85	11.10	15.20	17.60	18.00	22.55	24.00	30.40
8.30	6.25	9.15	11.55	15.75	18.25	18.65	23.25	24.85	31.50
8.65	6.55	9.55	12.00	16.40	19.00	19.45	24.60	25.90	32.80
8.90	6.80	9.85	12.50	16.95	19.60	20.05	25.20	26.75	33.90
9.30	7.00	10.30	12.95	17.70	20.45	21.00	25.90	27.95	35.40
9.60	7.30	10.65	13.50	18.25	21.10	21.60	27.25	28.80	36.50
9.95	7.55	11.00	13.90	18.90	21.90	22.35	27.85	29.85	37.80
10.25	7.80	11.35	14.40	19.45	22.55	23.05	29.20	30.70	38.90
10.65	8.05	11.75	14.90	20.25	23.40	23.90	29.95	31.90	40.50
10.95	8.30	12.10	15.35	20.75	24.05	24.60	30.55	32.80	41.50
11.25	8.55	12.40	15.75	21.40	24.80	25.35	31.90	33.80	42.80
11.65	8.80	12.75	16.25	21.95	25.40	26.00	32.55	34.65	43.90
11.95	9.10	13.25	16.70	22.70	26.35	26.90	33.85	35.90	45.40
12.25	9.30	13.45	17.10	23.30	26.95	27.55	34.45	36.75	46.60
12.60	9.55	13.85	17.60	23.90	27.70	28.35	35.10	37.80	47.80
12.80	9.85	14.15	18.00	24.40	28.25	28.85	36.40	38.45	48.80
13.25	10.00	14.60	18.45	25.15	29.10	29.80	36.95	39.70	50.30
13.50	10.30	14.85	18.90	25.70	29.75	30.40	38.30	40.55	51.40
13.80	10.50	15.25	19.30	26.20	30.35	31.05	38.85	41.40	52.40
14.10	10.75	15.55	19.70	26.80	31.00	31.70	39.45	42.25	53.60
14.50	11.00	15.95	20.25	27.55	31.85	32.60	40.75	43.45	55.10
14.80	11.20	16.35	20.65	28.05	32.50	33.25	41.40	44.35	56.10
15.05	11.50	16.55	21.10	28.65	33.10	33.95	42.70	45.20	57.30
15.40	11.75	16.95	21.55	29.25	33.95	34.65	43.30	46.25	58.60
15.70	11.90	17.35	21.95	29.85	34.55	35.30	43.95	47.10	59.70
16.05	12.20	17.65	22.45	30.50	35.30	36.10	45.20	48.15	61.00
16.35	12.40	18.00	22.85	31.05	35.95	36.75	45.70	49.00	62.10
16.60	12.65	18.30	23.30	31.55	36.65	37.40	47.00	49.85	63.10
16.95	12.90	18.70	23.75	32.25	37.30	38.20	47.60	50.90	64.50
17.25	13.10	19.00	24.10	32.80	37.95	38.80	48.15	51.75	65.60
17.55	13.35	19.30	24.50	33.35	38.60	39.45	49.40	52.60	66.70
17.85	13.55	19.65	25.00	33.85	39.20	40.15	49.95	53.50	67.70
18.10	13.80	19.95	25.35	34.45	39.85	40.75	51.25	54.35	68.90
18.45	14.05	20.35	25.75	35.10	40.60	41.50	51.75	55.35	70.20
18.70	14.20	20.60	26.20	35.55	41.10	42.05	52.35	56.05	71.10
19.00	14.50	20.95	26.60	36.05	41.75	42.70	53.55	56.95	72.10
19.30	14.65	21.20	26.95	36.70	42.50	43.45	54.05	57.95	73.40
19.60	14.95	21.60	27.45	37.25	43.15	44.10	55.30	58.80	74.50
19.85	15.10	21.90	27.85	37.70	43.65	44.60	55.90	59.50	75.40
20.15	15.35	22.20	28.25	38.25	44.30	45.30	56.40	60.40	76.50
20.35	15.45	22.45	28.40	38.70	44.80	45.85	57.15	61.05	77.40
20.65	15.70	22.75	28.85	39.20	45.45	46.45	57.85	61.95	78.40
21.00	16.00	23.10	29.40	39.90	46.15	47.20	59.15	62.95	79.80

PULLMAN NOTES

1. In through car stopping at Grand Canyon from morning to evening; upper berth and room rates will be main line upper berth or room rate plus Williams-Grand Canyon Pullman sidetrack rate for accommodations occupied shown opposite \$4.05 lower berth rate. For longer stopover use rates to and from Grand Canyon.

2. In through car stopping at Carlsbad from morning to evening; upper berth and room rates will be main line upper berth or room rate plus Clovis-Carlsbad Pullman sidetrack rate for accommodations occupied shown opposite \$4.05 lower berth rate. For longer stopover use rates to and from Carlsbad. *Applies to or from Los Angeles or Pasadena.

Drawing-room has full section single lower berth and toilet annex.

Compartment has full section and toilet conveniences.

Double Bedroom has lower bed, an upper berth and toilet conveniences.

Roomette is small private room for one passenger's use, approximately same space as a section with folding wall bed and toilet facilities.

Duplex-Roomette is a small private room for one passenger's use with folding or sliding bed and toilet facilities.

Rate for two connecting bedrooms or connecting bedroom and compartment occupied by two or more passengers on one Pullman ticket is same as drawing-room rate for two or more.

SANTA FE TRAFFIC OFFICES

Albuquerque, N. M.	Santa Fe Station, Phone 2-5291
Alhambra, Calif.	106 W. Main St., Phone ATlantic 2-3854
Amarillo, Tex.	Santa Fe Bldg., Phone 6-7231
Atchison, Kan.	201 Masonic Bldg., Phone 25
Atlanta 3, Ga.	1314 Rhodes-Haverty Bldg., Phone LAmar 4926-7
Bakersfield, Calif.	Santa Fe Station, Phone 5-5751
Beaumont, Tex.	413 Perlstein Bldg., Phone 2-3411
Berkeley 4, Calif.	2140 Center St., Phone Berkeley 7-2135
Beverly Hills, Calif.	9455 Wilshire Blvd., Phone CRestview 1-5758
Boston 16, Mass.	Rooms 4-5 Little Bldg., Phone Liberty 2-5323
Buffalo 2, N. Y.	1408 Liberty Bank Bldg., Phone Washington 5230
Chicago 4, Ill.	179 W. Michigan Blvd., Phone HArrison 7-4900
Chicago 4, Ill.	238 So. Michigan Ave., Phone HArrison 7-4900
Chicago 5, Ill.	Dearborn Station, Phone HArrison 7-7500
Cincinnati 2, Ohio	701 Dixie Terminal Bldg., Phone Main 1724-5
Cleveland 14, Ohio	750 Union Commerce Bldg., Phone Cherry 1-0226
Colorado Springs, Colo.	Santa Fe Station, Phone Main 1838-1839
Dallas 2, Tex.	1315 Commerce St., Phone PProspect 6301
Denver 2, Colo.	524-17th Street, Phone Tabor 3211
Des Moines 9, Iowa	601 Equitable Bldg., Phone 4-7173 and 4-7174
Detroit 26, Mich.	1225 Lafayette Bldg., Phone Woodward 2-8747-8-9
El Paso, Tex.	Sheldon and El Paso Sts., Phone 3-4642
Fort Worth 2, Tex.	815 Houston St., Phone FAnnin 5141
Fresno 1, Calif.	Santa Fe Station, Phone 3-6221
Galveston, Tex.	411-22nd St., Phone Santa Fe 5-6621
Glendale 4, Calif.	107 So. Brand Blvd., Phone Citrus 2-3141
Hollywood 28, Calif.	1551 N. Vine St., Phone HOLlywood 9-1191
Houston 2, Tex.	800 Travis St., Phone ATWOOD 6441
Huntington Park, Calif.	7136 Pacific Blvd., Phone LUcas 7239
Indianapolis 4, Ind.	210 Guaranty Bldg., Phone PLaza 6549
Inglewood, Calif.	314 E. Hillcrest Blvd., Phone ORchard 7-1272
Kansas City 5, Mo.	11th and Wyandotte, Phone Victor 4000
Leavenworth, Kan.	781 Shawnee St., Phone 28
Long Beach 2, Calif.	117 Pine Ave., Phone 696-08
Los Angeles 14, Calif.	601 So. Hill St., Phone MUTual 0111
Los Angeles, Calif.	Union Station, Phone MUTual 0111
Lubbock, Tex.	Santa Fe Station, Phone 3-6454
Mexico City, Mex.	Boliver 22-B
Milwaukee 3, Wis.	401 Maestic Bldg., Phone MARquette 8-7139
Minneapolis 2, Minn.	1286 Northwestern Bank Bldg., Phone AT 1274
Monterrey, Mex.	Apartmento No. 627
New Orleans 12, La.	307 Pere Marquette Bldg., Phone RAYmond 3393
New York 18, N. Y.	500 Fifth Ave., Phone Pennsylvania 6-4400
Oakland 12, Calif.	401 Fourteenth St., Phone HUMBoldt 3-9780
Oakland, Calif.	Fortieth St. and San Pablo Ave., Phone HUMBoldt 3-9780
Oklahoma City 2, Okla.	112 N. Robinson St., Phone 2-2501
Passadena 1, Calif.	Santa Fe Station, Phone SYcamore 2-1191
Peoria 2, Ill.	211 Jefferson Bldg., Phone 3-3867 and 3-3868
Phila. 7, Pa.	1416 Lincoln-Liberty Bldg., Phone Rittenhouse 6-1464
Phoenix, Ariz.	102 No. First Ave., Phone 47251
Pittsburgh 19, Pa.	1222 Gulf Bldg., Phone ATlantic 1-2937
Pomona, Calif.	Santa Fe Station, Phone LYcoming 2-3059
Portland 5, Ore.	1201 American Bank Bldg., Phone BRoadway 3671
Pueblo, Colo.	401 N. Union Ave., Phone 73
Riverside, Calif.	Santa Fe Station, Phone 1672
Sacramento 14, Calif.	1000-10th St., Phone GILbert 2-3605
St. Joseph 2, Mo.	505 Francis St., Phone 4-2793
St. Louis 1, Mo.	296 Arcade Bldg., Phone Chestnut 7120
Salt Lake City 1, Utah	811 Continental Bank Bldg., Phone 3-8147
San Angelo, Tex.	203-4-5 Santa Fe Station, Phone 2-1441
San Antonio 5, Tex.	1211 Majestic Bldg., Phone GARfield 7246
San Bernardino, Calif.	Santa Fe Station, Phone 2111
San Diego 1, Calif.	Cor. 5th Ave. and B St., Phone FRANKlin 8211
San Diego, Calif.	Santa Fe Station, Phone FRANKlin 8211
San Francisco 8, Calif.	136 Geary St., Phone SUTter 7-6000
San Francisco, Calif.	44 Fourth St., Phone SUTter 1-7600
San Jose 13, Calif.	28 N. First St., Phone CYpress 2-2737
Santa Ana, Calif.	Santa Fe Station, Phone KImberly 3-5354
Santa Barbara, Calif.	29 W. Carrillo St., Phone 3660
Santa Fe, N. M.	101 E. San Francisco St., Phone 3-4311
Santa Monica, Calif.	430 Santa Monica Blvd., Phone 411-88
Santa Rosa, Calif.	456 Tenth St., Phone 5294
Seattle 1, Wash.	The 1411 Fourth Ave. Bldg., Phone SEneca 0422
Stockton 3, Calif.	101 E. Weber Ave., Phone 7-7071
Topeka, Kan.	Santa Fe Bldg., Phone 6481
Tulsa 3, Okla.	417 S. Boston Ave., Phone 3-0173
Washington 5, D. C.	525 Shoreham Bldg., Phone District 7984-5
Whittier, Calif.	148 N. Greenleaf Ave., Phone OXFord 4-4629
Wichita 2, Kan.	200 S. Broadway, Phone 5-8511
Wichita Falls, Tex.	608 Staley Bldg., Phone 4037

R. T. ANDERSON, General Passenger Traffic Manager, Chicago 4
 C. C. THOMPSON, Passenger Traffic Manager, Los Angeles 14
 G. F. SHERMAN, Passenger Traffic Manager, Topeka
 W. J. RODGERS, Passenger Traffic Manager, Galveston
 H. C. VINCENT, Traffic Manager, Amarillo
 T. H. MURRAY, General Freight & Passenger Agent, Phoenix
 G. C. LYMAN, General Freight & Passenger Agent, Albuquerque
 D. P. ROONEY, Eastern General Passenger Agent, New York 18
 H. W. BECK, Western Gen'l. Passenger Agent, San Francisco 8