

January 11, 1959

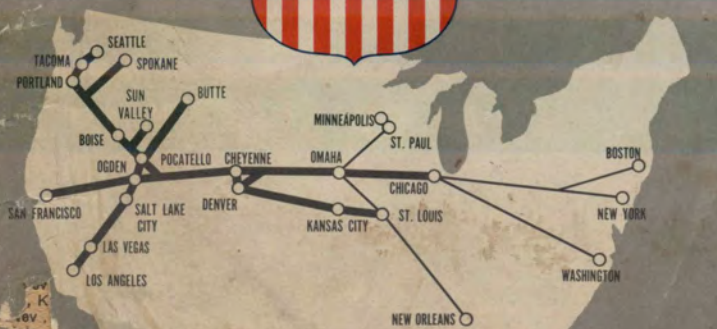
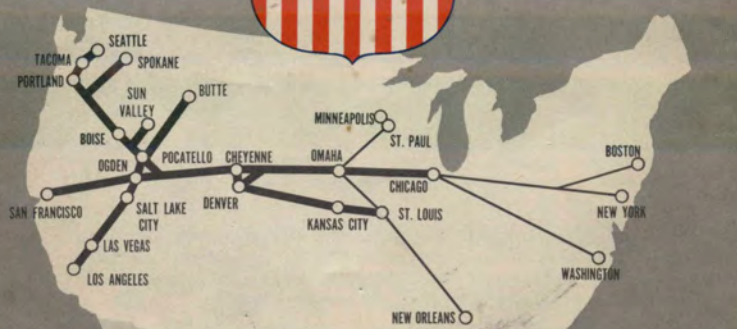
January 11, 1959

UNION PACIFIC RAILROAD

UNION PACIFIC RAILROAD

TIME TABLES

TIME TABLES



SERVES ALL THE WEST

SERVES ALL THE WEST

Finest Fleet of

Domeliners and Streamliners on the rails



The Los Angeles, Portland and Denver Domeliners feature a Dome Dining car, Dome Lounge car and a Dome Coach. The "City of St. Louis" carries a Dome Lounge car and a Dome Coach. Modern Pullman equipment and latest type, reserved Coach seats with leg-rests on all Domeliners.

Domeliners

"CITY OF LOS ANGELES"

Between Chicago and Los Angeles

"CITY OF PORTLAND"

Between Chicago and Portland (Tacoma-Seattle)

"CITY OF DENVER"

Overnight between Chicago and Denver

"CITY OF ST. LOUIS"

Between St. Louis-Kansas City-Denver
Salt Lake City-Los Angeles-San Francisco

Streamliners

"CITY OF SAN FRANCISCO"

Between Chicago and San Francisco
Modern Pullman and leg-rest Coach equipment. Club-Lounge cars . . . freshly prepared dining-car meals.

"CITY OF LAS VEGAS"

Between Las Vegas and Los Angeles
Roomy, deep-cushioned Coach seats. The "PUB," a Club-Lounge car for relaxation. Free "Chuck Wagon" buffet meals served en route.

"The CHALLENGER"

Between Chicago and Los Angeles
Comfortable leg-rest Coach seats (all reserved) . . . Lounge car and Dining car offering moderately priced meals.

"PORTLAND ROSE"

Between Kansas City-Denver and
Spokane-Portland
Modern Pullman and Coach accommodations. Club-Lounge car and Dining car featuring Union Pacific's famous "meals that appeal."

Going to or from the West, ride a smart Domeliner or Streamliner. Travel in comfort and safety. Extra features at no extra cost. Money-saving Family Plan Fares apply on all U.P. trains.

*Dependable service
Passenger and Freight*

UNION PACIFIC

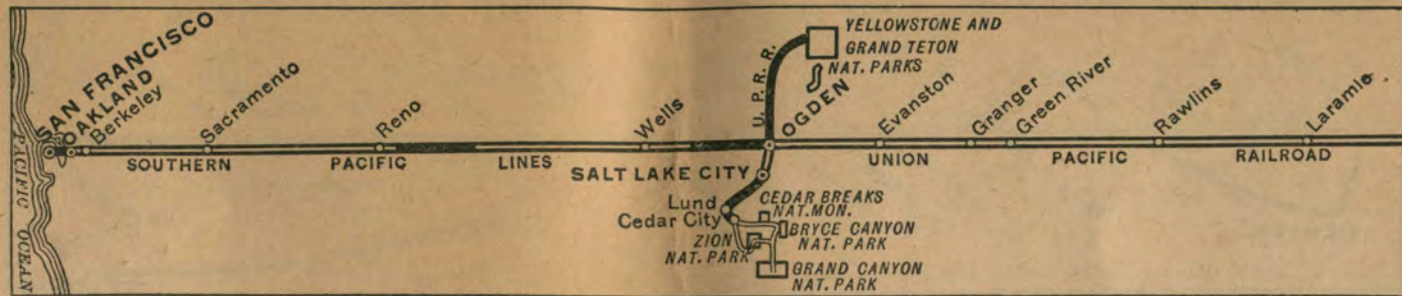
Railroad
OMAHA 2, NEBRASKA

Table of station names and numbers for Page 4, organized in columns by geographic region (e.g., Idaho, Oregon, Nevada, California).

Stations marked * are located on Divisions indicated by table numbers, but are not shown in folder tables.

Table of station names and numbers for Page 5, continuing the geographic organization from Page 4.

Stations marked * are located on Divisions indicated by table numbers, but are not shown in folder tables.




CHICAGO to SAN FRANCISCO via Omaha

| Table B Condensed Schedules All Trains Daily | | Streamliner City of San Francisco 101 ● Daily Example | Train 27 ▲ Daily Example | Coach Seat Reservations Required on No. 101; also on No. 27 between Ogden and San Francisco. See Page 44. | | Equipment for Page 8 | |
|--|--|--|-----------------------------------|---|--|----------------------|--|
| <p>NO. 101—Streamliner CITY OF SAN FRANCISCO—Daily</p> <p>Cars from Chicago run via C. M. St. P. & P. to Omaha; U. P. to Ogden; S. P. to San Francisco. Coach Seat Reservation Charge—See Page 44.</p> <p>Club Lounge Car ⊗.....Chicago to San Francisco (Radio, bath, valet service). Streamlined Sleeping Cars.Chicago to San Francisco—Drawing-rooms, Compts., Double Bedrooms, Roomettes, Sections.</p> <p>Reclining Seat— Leg Rest Coaches.....Chicago to San Francisco—all seats reserved. Club Lounge Car.....Chicago to San Francisco—lounge for coach passengers. Dining Car.....Club and a la carte service.</p> | | | | | | | |
| <p>NO. 27—DAILY</p> <p>No. 27 to Ogden; S. P. 27 to San Francisco. Between Omaha and Ogden No. 27 carries only a rider coach for passengers; no sleeping car; no dining car. Coach Seat Reservation Charge between Ogden and San Francisco See Page 44.</p> <p>Dome Lounge Car.....Ogden to San Francisco. Streamlined Sleeping Cars.Ogden to San Francisco—6 Sections, 6 Roomettes, 4 Bedrooms (No. 9 from St. Louis). Salt Lake City to San Francisco—6 Sections, 6 Room- ettes, 4 Double Bedrooms (No. 35 to Ogden). Reclining Seat Coaches.....Omaha to Ogden. Ogden to San Francisco (No. 9 from St. Louis—leg rest seats, all reserved). Coffee Shop Car.....Reno to San Francisco—club and a la carte service.</p> | | | | | | | |
| <p>Passengers use Motor Bus from trainside at Oakland (16th Street) to San Francisco (Ferry Depot) via the Bay Bridge, affording a panoramic view of the San Francisco Bay area.</p> | | | | | | | |

Footnotes for Page 8

- ⊗ These lounge cars are for exclusive use of sleeping car passengers. The City of San Francisco has a lounge car for coach passengers.
- No. 27 carries only a rider coach between Omaha and Ogden.
- Limited handling of checked baggage on this train; consult agent.
- ▲ On the S. P. this train does not handle checked baggage for local points between Ogden and Sacramento.
- ⊠ Conditional stop; see Table 1.
- (M.S.T.) Mountain standard time.
- (P.S.T.) Pacific standard time.
- (f) Stops only on signal.
- (C.S.T.) Central standard time.
- (P.S.T.) Pacific standard time.
- Time from 12:01 midnight to 12:00 noon shown in light face type.
- Time from 12:01 noon to 12:00 midnight shown in heavy face type.

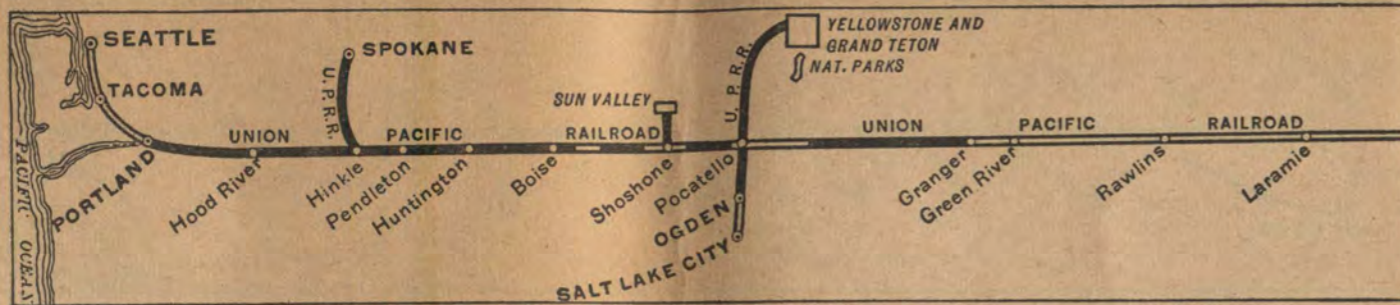


SAN FRANCISCO to CHICAGO via Omaha

| Table B Condensed Schedules All Trains Daily | | Streamliner City of San Francisco 102 ● Daily Example | Train 28 ▲ Daily Example | Coach Seat Reservations Required on No. 102; also on No. 28 between San Francisco and Ogden. See Page 44. | | Equipment for Page 9 | |
|--|--|--|-----------------------------------|---|--|----------------------|--|
| <p>NO. 102—Streamliner CITY OF SAN FRANCISCO—Daily</p> <p>Runs via S. P. to Ogden, and via C. M. St. P. & P. east of Omaha. Coach Seat Reservation Charge—See Page 44.</p> <p>Club Lounge Car ⊗.....San Francisco to Chicago (Radio, bath, valet service). Streamlined Sleeping Cars.San Francisco to Chicago—Drawing rooms, Compts., Double Bedrooms, Roomettes, Sections.</p> <p>Reclining Seat— Leg Rest Coaches.....San Francisco to Chicago—all seats reserved. Club Lounge Car.....San Francisco to Chicago—lounge for coach passengers. Dining Car.....Club and a la carte service.</p> | | | | | | | |
| <p>NO. 28—DAILY</p> <p>S. P. No. 28 to Ogden; U. P. No. 28 to Omaha. Between Ogden and Omaha No. 28 carries only a rider coach for passengers; no sleeping car; no dining car. Coach Seat Reservation Charge between San Francisco and Ogden See Page 44.</p> <p>Dome Lounge Car.....San Francisco to Ogden. Streamlined Sleeping Cars.San Francisco to Ogden—6 Sections, 6 Roomettes, 4 Double Bedrooms (U.P.-Wab. 10 to St. Louis). San Francisco to Salt Lake City—6 Sections, 6 Room- ettes, 4 Double Bedrooms, (No. 36 south of Ogden). Reclining Seat Coaches.....San Francisco to Ogden (No. 10 to St. Louis—leg rest seats, all reserved). Ogden to Omaha. Coffee Shop.....San Francisco to Reno—club and a la carte service.</p> | | | | | | | |
| <p>Passengers use Motor Bus from San Francisco (Ferry Depot) via the Bay Bridge to trainside at Oakland (16th Street).</p> | | | | | | | |

Footnotes for Page 9

- ⊗ These lounge cars are for exclusive use of sleeping car passengers. The city of San Francisco has a lounge for coach passengers.
- No. 28 carries only a rider coach between Ogden and Omaha.
- Limited handling of checked baggage on this train; consult agent.
- ▲ On the S. P. this train does not handle checked baggage for local points between Ogden and Sacramento.
- ⊠ Conditional stop; see Table 2.
- (M.S.T.) Mountain standard time.
- (P.S.T.) Pacific standard time.
- (f) Stops only on signal.
- (C.S.T.) Central standard time.
- (P.S.T.) Pacific standard time.
- Time from 12:01 midnight to 12:00 noon shown in light face type.
- Time from 12:01 noon to 12:00 midnight shown in heavy face type.



CHICAGO to PORTLAND and SEATTLE via Omaha and Denver

| Table C Condensed Schedules All Trains Daily | | Domellner City of Portland 105 Daily Example | City of Portland— Yel. Special 105-31 Summer Season Example | Yel. Special Portland Rose 32-17 Summer Season Example | Advance Coach Seat Reservations Required on No. 105 |
|--|-------|---|---|---|---|
| C. M. St. P. & P. | | | | | |
| Lv Chicago (C.S.T.) | 3.45 | SUN | 3.45 | SUN | |
| Ar Omaha | 11.35 | " | 11.35 | MON | |
| Union Pacific | | | | | |
| Lv Omaha | 11.45 | SUN | 11.45 | SUN | |
| Ar Fremont | 12.59 | MON | 12.59 | MON | |
| Ar Columbus | 1.55 | " | 1.55 | " | |
| Ar Grand Island | 2.33 | " | 2.33 | " | |
| Ar Kearney | 3.50 | " | 3.50 | " | |
| Ar North Platte (C.S.T.) | 2.55 | " | 2.55 | " | |
| Lv North Platte (M.S.T.) | 5.00 | " | 5.00 | " | |
| Lv Sterling | 6.23 | " | 6.23 | " | |
| Lv La Salle | 7.30 | " | 7.30 | " | |
| Ar Denver | 7.45 | " | 7.45 | " | |
| Lv Denver | 10.50 | " | 10.50 | " | |
| Lv Laramie | 12.35 | " | 12.35 | " | |
| Ar Rawlins | 2.21 | " | 2.21 | " | |
| Ar Rock Springs | 2.45 | " | 2.45 | " | |
| Ar Green River | 3.57 | " | 3.57 | " | |
| Ar Kemmerer | 5.15 | " | 5.15 | " | |
| Ar Montpellier | 6.55 | MON | 6.55 | MON | |
| Ar Pocatello | | | | | |
| Ar West Yellowstone | | | 7.30 | TUE | |
| Lv West Yellowstone | | | 7.30 | MON | |
| Lv Pocatello | 7.00 | MON | 10.15 | TUE | |
| Ar Mindoka | 7.50 | " | 11.25 | " | |
| Ar Shoshone | 8.36 | MON | 12.25 | TUE | |
| Lv Shoshone | 8.40 | MON | 12.35 | TUE | |
| Ar Sun Valley (Ketchum) | 10.40 | MON | 2.35 | TUE | |
| Lv Sun Valley (Ketchum) | 6.25 | MON | 10.20 | TUE | |
| Ar Shoshone | 8.25 | MON | 12.20 | TUE | |
| Lv Shoshone | 8.36 | MON | 12.25 | TUE | |
| Ar Glens Ferry | 9.30 | " | 1.50 | " | |
| Ar Boise | 10.45 | " | 3.35 | " | |
| Ar Nampa | 11.13 | " | 4.15 | " | |
| Ar Ontario | | " | 5.24 | " | |
| Ar Huntington (M.S.T.) | 12.45 | TUE | 6.30 | " | |
| Lv Huntington (P.S.T.) | 11.45 | MON | 5.40 | " | |
| Ar Baker | 1.00 | TUE | 7.02 | " | |
| Ar La Grande | 2.06 | TUE | 8.35 | " | |
| Lv Pendleton | 4.10 | " | 11.00 | " | |
| Ar Hinkle | 4.55 | TUE | 11.59 | TUE | |
| Ar Arlington | | " | 1.42 | WED | |
| Ar The Dalles | 6.30 | TUE | 3.00 | " | |
| Ar Hood River | 6.58 | " | 3.47 | " | |
| Ar Portland | 8.15 | TUE | 5.30 | WED | |
| Lv Portland | 9.00 | TUE | 9.00 | WED | |
| Ar Tacoma | 12.01 | " | 12.01 | " | |
| Ar Seattle (P.S.T.) | 1.00 | TUE | 1.00 | WED | |

Footnotes for Page 10

■ West Yellowstone, Montana, is gateway to Yellowstone National Park. Summer Season is from June 22 through September 1 for arrival at West Yellowstone.

☐ Conditional stop; see Table 1 or 20. (f) Stops only on signal.

♠ Motor Bus. This service is provided passengers arriving or departing Shoshone and holding through rail tickets to and from Sun Valley or Ketchum, Idaho.

● Limited handling of checked baggage on Train 105; consult agent.

§ Daily train No. 457.

(C.S.T.) Central Standard time. (M.S.T.) Mountain Standard time.

(P.S.T.) Pacific Standard time.

Time from 12.01 midnight to 12.00 noon shown in light face type.

Time from 12.01 noon to 12.00 midnight shown in heavy face type.

Equipment for Page 10

NO. 105—Domellner CITY OF PORTLAND—DAILY

C. M. St. P. & P. to Omaha; No. 457 Portland-Seattle.

Radio and Recorded Musical Programs

Dome Lounge Car.....Chicago to Portland.
Streamlined Sleeping Cars.....Chicago to Portland—5 Double Bedrooms—club.
Chicago to Portland—10 Roomettes, 6 Double Bedrooms (two cars).
Chicago to Seattle—6 Roomettes, 4 Double Bedrooms, 6 Sections.
Reclining Seat—
Leg Rest Coaches.....Chicago to Portland—all seats reserved.
Dome Coach.....Chicago to Portland—36 leg rest seats reserved; dome seats not reserved.
Dome Dining Car.....Chicago to Portland—Club and a la carte service.

NO. 105-31—CITY OF PORTLAND—YELLOWSTONE SPECIAL—DAILY

LEAVE CHICAGO JUNE 20 THROUGH AUGUST 30

C. M. St. P. & P. No. 105 to Omaha; U. P. No. 105 to Pocatello; No. 31 to West Yellowstone.

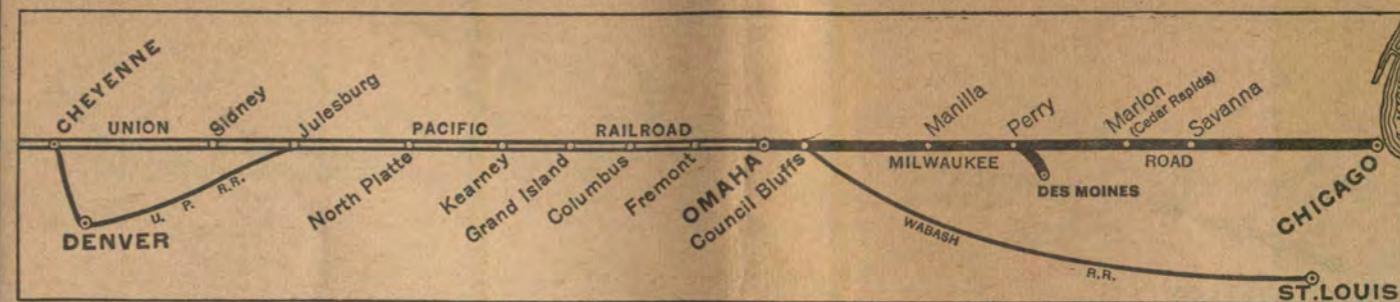
Club Lounge Service.....Chicago to West Yellowstone.
Streamlined Sleeping Cars.....Chicago to Pocatello—Bedrooms, Roomettes, Sections.
Pocatello to West Yellowstone—6 Sections, 6 Roomettes, 4 Double Bedrooms (open 6:55 p.m.).
Reclining Seat Coaches.....Chicago to Pocatello—reserved seats.
Pocatello to West Yellowstone—seats not reserved.
Dome Dining Car.....Chicago to Pocatello.
Cafe Lounge Car.....Omaha to Pocatello—moderately priced meals and lounge for coach passengers.

NO. 32-17—YELLOWSTONE SPECIAL—PORTLAND ROSE—DAILY

LEAVE WEST YELLOWSTONE JUNE 22 THROUGH SEPTEMBER 3

No. 32 to Pocatello; No. 17 to Portland.

Club Lounge Service.....West Yellowstone to Portland.
Streamlined Sleeping Car...West Yellowstone to Portland—6 Sections, 6 Roomettes
4 Double Bedrooms (occupancy at Portland until 7:30 a.m.).
Reclining Seat Coaches.....West Yellowstone to Pocatello; Pocatello to Portland—seats not reserved.
Dining Car.....Pocatello to Portland.



PORTLAND and SEATTLE to CHICAGO via Denver and Omaha

| Table C Condensed Schedules All Trains Daily | | Domellner City of Portland 105 Daily Example | Yel. Special —City of Los Angeles 32-104 Summer Season Example | Portland Rose Yel. Special 18-31 Summer Season Example | Advance Coach Seat Reservations Required on No. 106 |
|--|-------|---|--|---|---|
| Union Pacific | | | | | |
| Lv Seattle (P.S.T.) | 8.30 | SUN | | \$ 5.00 | SUN |
| Ar Tacoma | 9.26 | " | | \$ 6.02 | " |
| Ar Portland | 12.30 | SUN | | \$ 9.15 | SUN |
| Lv Portland | 1.00 | SUN | | 9.30 | SUN |
| Ar Hood River | 2.14 | " | | 10.54 | " |
| Ar The Dalles | 2.45 | " | | 11.40 | SUN |
| Ar Arlington | | " | | 12.47 | MON |
| Ar Hinkle | 4.21 | " | | 2.10 | " |
| Ar Pendleton | 4.56 | " | | 3.05 | " |
| Ar La Grande | 7.06 | " | | 5.45 | " |
| Ar Baker | 8.05 | " | | 7.00 | " |
| Ar Huntington (P.S.T.) | 9.25 | " | | 8.30 | " |
| Lv Huntington (M.S.T.) | 10.25 | " | | 9.40 | " |
| Ar Ontario | | " | | 10.35 | " |
| Ar Nampa | 11.55 | SUN | | 11.45 | " |
| Ar Boise | 12.20 | MON | | 12.15 | " |
| Ar Glens Ferry | 1.35 | " | | 2.00 | " |
| Ar Shoshone | 2.25 | MON | | 3.10 | MON |
| Lv Shoshone | 2.30 | MON | | 3.15 | MON |
| Ar Sun Valley (Ketchum) | 4.30 | MON | | 5.15 | MON |
| Lv Sun Valley (Ketchum) | 12.15 | MON | | 1.05 | MON |
| Ar Shoshone | 2.15 | MON | | 3.05 | MON |
| Lv Shoshone | 2.25 | MON | | 3.10 | MON |
| Ar Mindoka | 3.08 | " | | 4.05 | " |
| Ar Pocatello | 4.00 | MON | | 5.20 | MON |
| Ar West Yellowstone | | | Via Ogden | 7.30 | TUE |
| Lv West Yellowstone | | | 7.30 | SUN | |
| Lv Pocatello | 4.05 | MON | | | |
| Ar Montpellier | 5.50 | " | | | |
| Ar Kemmerer | 7.10 | " | | | |
| Ar Green River | 8.30 | " | 12.40 | MON | |
| Ar Rock Springs | 8.50 | " | | | |
| Ar Rawlins | 10.46 | " | 2.58 | " | |
| Ar Laramie | 12.31 | " | 4.45 | " | |
| Ar Denver | 3.30 | " | | | |
| Lv Denver | 3.45 | " | | | |
| Lv LaSalle | 4.35 | " | | | |
| Lv Sterling | 5.53 | " | | | |
| Ar North Platte (M.S.T.) | 7.50 | " | 9.23 | " | |
| Lv North Platte (C.S.T.) | 8.55 | " | 10.28 | " | |
| Ar Kearney | 10.10 | " | | | |
| Ar Grand Island | 10.50 | " | | | |
| Ar Columbus | 11.43 | MON | | | |
| Ar Fremont | | TUE | | | |
| Ar Omaha | 1.00 | TUE | 2.30 | TUE | |
| C. M. St. P. & P. | | | | | |
| Lv Omaha | 1.10 | TUE | 2.45 | TUE | |
| Ar Chicago (C.S.T.) | 9.00 | TUE | 11.00 | TUE | |

Equipment for Page 11

NO. 106—Domellner CITY OF PORTLAND—Daily

C. M. St. P. & P. east of Omaha; No. 460 Seattle-Portland.

Radio and Recorded Musical Programs

Dome Lounge Car.....Portland to Chicago.
Streamlined Sleeping Cars.....Portland to Chicago—5 Double Bedrooms—club.
Portland to Chicago—10 Roomettes, 6 Double Bedrooms (two cars).
Seattle to Chicago—6 Roomettes, 4 Double Bedrooms, 6 Sections.
Reclining Seat—
Leg Rest Coaches.....Portland to Chicago—all seats reserved.
Dome Coach.....Portland to Chicago—36 leg rest seats reserved; dome seats not reserved.
Dome Dining Car.....Portland to Chicago—Club and a la carte service.

NO. 32-104—YELLOWSTONE SPECIAL—CITY OF LOS ANGELES—Daily

LEAVE WEST YELLOWSTONE JUNE 22 THROUGH SEPTEMBER 3

No. 32 to Ogden; No. 104 to Chicago; C. M. St. P. & P. east of Omaha.

Club Lounge Service.....West Yellowstone to Chicago.
Streamlined Sleeping Car...West Yellowstone to Ogden—10 Roomettes, 6 Double Bedrooms.
Ogden to Chicago—Bedrooms, Roomettes, Compartments, Drawing rooms.
Reclining Seat Coaches.....West Yellowstone to Ogden—seats not reserved.
Ogden to Chicago—reserved seats.
Dome Dining Car.....Ogden to Chicago.
Cafe Lounge Car.....Ogden to Omaha—moderately priced meals and lounge for coach passengers.

NO. 18-31—PORTLAND ROSE—YELLOWSTONE SPECIAL—DAILY

LEAVE PORTLAND JUNE 20 THROUGH SEPTEMBER 1.

No. 18 to Pocatello; No. 31 to West Yellowstone.

Club Lounge Service.....Portland to West Yellowstone.
Streamlined Sleeping Car...Portland to West Yellowstone—6 Sections, 6 Roomettes
4 Double Bedrooms.
Reclining Seat Coaches.....Portland to Pocatello; Pocatello to West Yellowstone—seats not reserved.
Dining Car.....Portland to Pocatello.

Footnotes for Page 11

■ West Yellowstone, Montana, is gateway to Yellowstone National Park. Summer Season is from June 22 through September 3 for departure from West Yellowstone.

☐ Conditional stop; see Table 2 or 20.

♠ Motor Bus. This service is provided passengers arriving or departing Shoshone and holding through rail tickets to and from Sun Valley or Ketchum, Idaho.

● Limited handling of checked baggage on Train 106; consult agent.

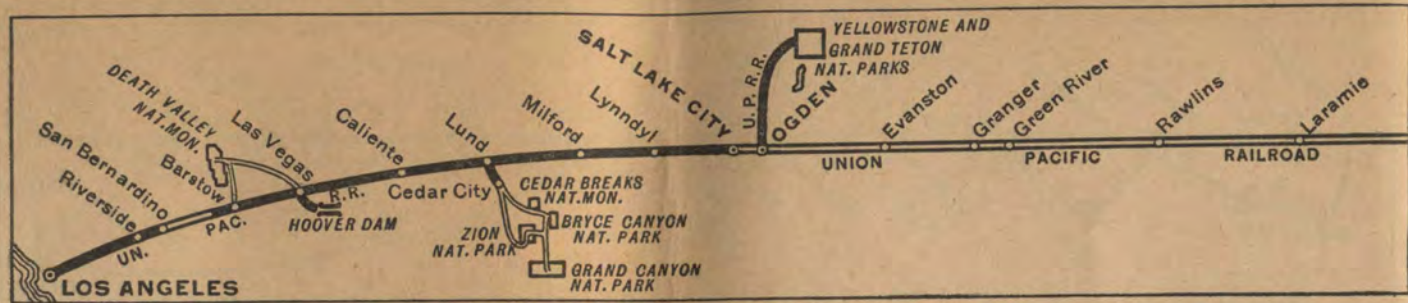
‡ Daily Train No. 460. § Daily Train No. 458.

(C.S.T.) Central Standard time. (M.S.T.) Mountain Standard time.

(P.S.T.) Pacific Standard time.

Time from 12.01 midnight to 12.00 noon shown in light face type.

Time from 12.01 noon to 12.00 midnight shown in heavy face type.



ST. LOUIS and KANSAS CITY to LOS ANGELES via Denver

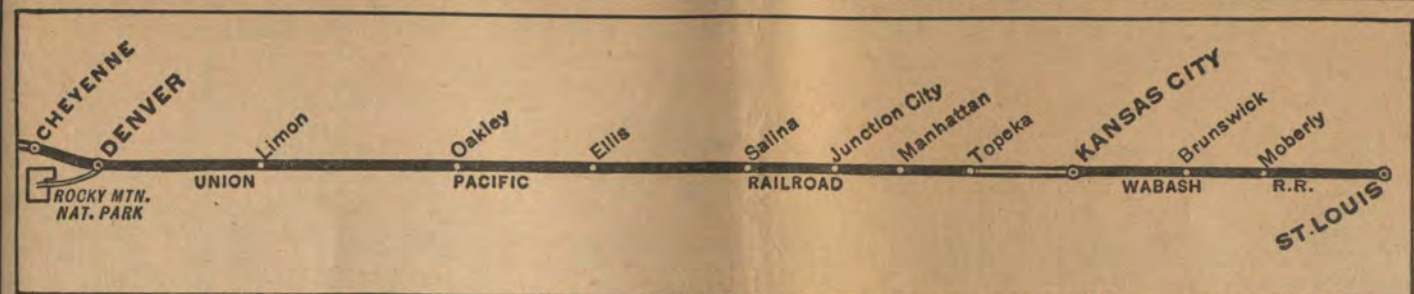
| Table D Condensed Schedules All Trains Daily | | Domeliner City of St. Louis 9 Daily Example | Streamliner City of Las Vegas 115 Example | Utah Parks Service (Summer) 9-309 Δ 310-9 Δ Example | Coach Seat Reservation Charge on No. 9 See Page 44 |
|--|-------------|--|---|--|--|
| Lv St. Louis (Wab.) (C.S.T.) | 4.15 SUN | | | 4.15 SUN | |
| Ar Kansas City | 9.10 SUN | | | 9.10 SUN | |
| Lv Kansas City (U.P.) | 9.40 SUN | | | 9.40 SUN | |
| Ar Lawrence | 10.19 " | | | 10.19 " | |
| Ar Topeka | 10.47 " | | | 10.47 " | |
| Ar Manhattan | 11.40 SUN | | | 11.40 SUN | |
| Ar Junction City | 12.09 MON | | | 12.09 MON | |
| Ar Salina | 1.02 " | | | 1.02 " | |
| Ar Ellis (C.S.T.) | 3.17 " | | | 3.17 " | |
| Ar Ellis (M.S.T.) | 2.26 " | | | 2.26 " | |
| Ar Oakley | 3.40 " | | | 3.40 " | |
| Ar Denver | 8.15 " | | | 8.15 " | |
| Lv Denver | 8.45 " | | | 8.45 " | |
| Ar La Salle | 9.42 MON | | | 9.42 MON | |
| Ar Greeley | 9.42 " | | | 9.42 " | |
| Ar Cheyenne | 11.55 MON | | | 11.55 MON | |
| Lv Cheyenne | 11.55 MON | | | 11.55 MON | |
| Ar Laramie | 1.55 " | | | 1.55 " | |
| Ar Rawlins | 4.40 " | | | 4.40 " | |
| Ar Green River | 6.35 " | | | 6.35 " | |
| Ar Evanston | 8.30 " | | | 8.30 " | |
| Ar Ogden | 9.15 " | | | 9.15 " | |
| Lv Ogden | 10.05 " | | | 10.05 MON | |
| Lv Salt Lake City | 10.25 TUE | | | 11.00 MON | |
| Ar Millford | 2.05 MON | | | 4.15 TUE | |
| Ar Lund | 2.40 TUE | | | 5.30 TUE | |
| Ar Cedar City | 4.00 TUE | | | 6.30 TUE | |
| Lv Cedar City | 4.11.30 MON | | | 9.00 MON | |
| Lv Lund | 2.40 TUE | | | 2.40 TUE | |
| Ar Callente (M.S.T.) | 4.35 " | | | 4.35 " | |
| Ar Las Vegas (P.S.T.) | 6.20 " | | | 6.20 " | |
| Lv Las Vegas | 6.35 " | | | 6.35 " | |
| Ar Barstow | 10.03 " | | | 10.03 " | |
| Ar San Bernardino | 11.59 " | | | 11.59 " | |
| Ar Riverside | 12.30 " | | | 12.30 " | |
| Ar Pomona | 1.05 " | | | 1.05 " | |
| Ar East Los Angeles | 1.40 " | | | 1.40 " | |
| Ar Los Angeles (P.S.T.) | 2.00 TUE | | | 2.00 TUE | |
| Ar Alhambra | 2.05 TUE | | | 2.05 TUE | |
| Ar Pasadena | 2.20 TUE | | | 2.20 TUE | |
| Ar Glendale (City) | 2.45 TUE | | | 2.45 TUE | |
| Ar Anaheim | 2.50 TUE | | | 2.50 TUE | |
| Ar Long Beach | 2.35 TUE | | | 2.35 TUE | |
| Ar San Pedro (P.S.T.) | 3.05 TUE | | | 3.05 TUE | |

Equipment for Page 12
NO. 9—Domeliner CITY OF ST. LOUIS—DAILY
 Wabash 9 to Kansas City; No. 9 to Los Angeles.
 Dome Lounge Car @ Kansas City to Los Angeles.
 Streamlined Sleeping Cars. St. Louis to Los Angeles—6 Roomettes, 4 Double Bedrooms, 6 Sections.
 Kansas City to Los Angeles—10 Roomettes, 6 Double Bedrooms.
 St. Louis to Ogden—6 Sections, 6 Roomettes, 4 Double Bedrooms (No. 27 to San Francisco).
 St. Louis to Denver—6 Sections, 6 Roomettes, 4 Double Bedrooms.
 Salt Lake City to Los Angeles—6 Sections, 6 Roomettes, 4 Double Bedrooms (Nos. 19-18-34 from Spokane).
 First car April 1.
 Salt Lake City to Los Angeles—2 Drawing Rooms, 4 Compartments, 4 Double Bedrooms, (Nos. 18-34 from Portland). Last car March 31.
 Salt Lake City to Cedar City—10 Roomettes, 6 Double Bedrooms (No. 309—June 13 to September 6—open 9:30 p.m.).
 Cedar City to Las Vegas—10 Roomettes, 6 Double Bedrooms (No. 310 to Milford—June 14 to September 7).
 Convenient car-to-car transfer before arrival Las Vegas for passengers enroute Cedar City to Los Angeles.
 Dome Coach St. Louis to Los Angeles—36 leg rest seats reserved; dome seats not reserved.
 Reclining Seat—
 Leg Rest Coaches St. Louis to Los Angeles.
 St. Louis to Ogden (S. P. 27 to San Francisco).
 Salt Lake City to Cedar City (not reserved) (No. 309—June 13 to September 6).
 Club Lounge Car St. Louis to Los Angeles—for coach passengers.
 Dining Car Club and a la carte service.
NO. 115—Streamliner CITY OF LAS VEGAS
 Operates Thursdays, Fridays and Sundays.
 Tickets not accepted for travel between stations in California.
 Coaches Las Vegas to Los Angeles—advance reservations required.
 Buffet-Lunch Counter Las Vegas to Los Angeles—all meals (continuous service, and refreshments).
 Club Lounge Car Las Vegas to Los Angeles.
Footnotes for Page 12
 Δ See Table 4, page 29, for condensed schedule of all service to the Utah-Arizona Parks from the East and from Los Angeles.
 ⊗ This lounge car is for the exclusive use of sleeping car passengers.
 ⊕ Stops only on signal. ⊙ Gateway to Utah-Arizona National Parks.
 ⊖ Conditional stop; see Table 24 or 30. ⊠ Motor Bus between Lund and Cedar City.
 ⊡ Motor bus connections with main line trains at East Los Angeles. See tables 7, 8 and 9 for complete information on bus schedules to and from East Los Angeles.
 (C.T.) Central time. (M.T.) Mountain time. (P.T.) Pacific time.
 Time from 12:01 midnight to 12:00 noon shown in light face type.
 Time from 12:01 noon to 12:00 midnight shown in heavy face type.

Union Pacific Motor Coach Service TO AND FROM EAST LOS ANGELES, CALIF.



- The Union Pacific maintains a passenger station at East Los Angeles, from which it operates motor coaches direct to Glendale, Pasadena, Alhambra, San Pedro, Long Beach, Anaheim, Fullerton, La Habra, Whittier and intermediate points. See Tables 7, 8 and 9 on page 29 for local schedules of all motor coaches.
- Passengers ticketed for those places may leave train at East Los Angeles where waiting motor coaches will take them direct to destination without extra charge. Baggage too, can be checked through to any of those places. These motor coaches also deliver eastbound passengers to the East Los Angeles station.



LOS ANGELES to KANSAS CITY and ST. LOUIS via Denver

| Table D Condensed Schedules All Trains Daily | | Domeliner City of St. Louis 10 Daily Example | Streamliner City of Las Vegas 116 Example | Utah Parks Service (Summer) 10-309 Δ 310-10 Δ Example |
|--|---|---|---|--|
| Lv San Pedro (P.S.T.) | Free train-side parking at East Los Angeles station. | 9.35 SUN | | 9.35 SUN |
| Lv Long Beach | | 10.10 SUN | | 10.10 SUN |
| Lv Anaheim | | 10.05 SUN | | 10.05 SUN |
| Lv Glendale (City) | | 10.10 SUN | | 10.10 SUN |
| Lv Pasadena | | 10.35 SUN | | 10.35 SUN |
| Lv Alhambra | | 10.50 SUN | | 10.50 SUN |
| Lv Los Angeles (P.S.T.) | | 11.15 SUN | | 11.15 SUN |
| Ar East Los Angeles | | 11.35 " | | 11.35 " |
| Ar Pomona | | 12.05 " | | 12.05 " |
| Ar Riverside | | 12.35 " | | 12.35 " |
| Ar San Bernardino | | 1.00 " | | 1.00 " |
| Ar Barstow | | 3.10 " | | 3.10 " |
| Ar Las Vegas (P.S.T.) | | 7.00 " | | 7.00 " |
| Lv Callente (M.S.T.) | | 10.42 SUN | | 10.42 SUN |
| Ar Lund | | 12.25 MON | | 12.25 MON |
| Ar Cedar City | Bryce-Grand Canyon Zion Nat'l Parks-Kaibab Nat'l Forest | 4.00 MON | | 6.30 MON |
| Lv Cedar City | | 11.30 SUN | | 9.00 SUN |
| Lv Lund | | 12.25 MON | | 10.25 SUN |
| Ar Milford | | 1.10 " | | 11.50 SUN |
| Ar Salt Lake City | | 4.45 " | | 4.30 MON |
| Ar Salt Lake City | | 5.05 " | | 5.05 MON |
| Ar Ogden | | 6.00 " | | 6.00 " |
| Lv Ogden | | 6.45 " | | 6.45 " |
| Ar Evanston | | 8.24 " | | 8.24 " |
| Ar Green River | | 10.20 " | | 10.20 " |
| Ar Rawlins | | 12.40 " | | 12.40 " |
| Ar Laramie | | 2.35 MON | | 2.35 MON |
| Ar Cheyenne | | Runs Via | | Runs Via |
| Ar Cheyenne | | Cut-off | | Cut-off |
| Ar Greeley | | 4.46 MON | | 4.46 MON |
| Ar La Salle | | | | |
| Ar Denver | | 6.00 " | | 6.00 " |
| Lv Denver | | 6.35 " | | 6.35 " |
| Ar Oakley | | 10.42 " | | 10.42 " |
| Ar Ellis (M.S.T.) | | 11.51 MON | | 11.51 MON |
| Lv Ellis (C.S.T.) | | 1.01 TUE | | 1.01 TUE |
| Ar Salina | | 3.07 " | | 3.07 " |
| Ar Junction City | | 4.15 " | | 4.15 " |
| Ar Manhattan | | 4.48 " | | 4.48 " |
| Ar Topeka | | 5.38 " | | 5.38 " |
| Ar Lawrence | | 6.04 " | | 6.04 " |
| Ar Kansas City | | 7.00 TUE | | 7.00 TUE |
| Lv Kansas City (Wabash) | | 7.30 TUE | | 7.30 TUE |
| Ar St. Louis (C.T.) | | 12.29 TUE | | 12.29 TUE |

Equipment for Page 13
NO. 10—Domeliner CITY OF ST. LOUIS—DAILY
 No. 10 to Kansas City; Wabash 10 to St. Louis.
 Dome Lounge Car @ Los Angeles to Kansas City.
 Streamlined Sleeping Cars. Los Angeles to St. Louis—6 Roomettes, 4 Double Bedrooms, 6 Sections.
 Los Angeles to Kansas City—10 Roomettes, 6 Double Bedrooms.
 Los Angeles to Salt Lake City—6 Sections, 6 Roomettes, 4 Double Bedrooms (Nos. 33-17-20 through to Spokane).
 First car April 1.
 Los Angeles to Salt Lake City—2 Drawing Rooms, 4 Compartments, 4 Double Bedrooms (Nos. 33-17 through to Portland). Last car March 31.
 Las Vegas to Cedar City—10 Roomettes, 6 Double Bedrooms (No. 309 from Milford—June 13 to September 6).
 Convenient car-to-car transfer after departure Las Vegas for passengers enroute Los Angeles to Cedar City.
 Cedar City to Salt Lake City—10 Roomettes, 6 Double Bedrooms (No. 310—June 14 to September 7—occupancy 7:30 a.m.).
 Ogden to St. Louis—6 Sections, 6 Roomettes, 4 Double Bedrooms (S.P. 28 from San Francisco).
 Denver to St. Louis—6 Sections, 6 Roomettes, 4 Double Bedrooms.
 Dome Coach Los Angeles to St. Louis—36 leg rest seats reserved; dome seats not reserved.
 Reclining Seat—
 Leg Rest Coaches Los Angeles to St. Louis.
 Ogden to St. Louis (S.P. 28 from San Francisco).
 Cedar City to Salt Lake City (not reserved) (No. 310—June 14 to September 7).
 Club Lounge Car Los Angeles to St. Louis—for coach passengers.
 Dining Car Club and a la carte service.
No. 116—Streamliner CITY OF LAS VEGAS
 Operates Thursdays, Fridays and Sundays.
 Tickets not accepted for travel between stations in California.
 Coaches Los Angeles to Las Vegas—advance reservations required.
 Buffet-Lunch Counter Los Angeles to Las Vegas—all meals (continuous service, and refreshments).
 Club Lounge Car Los Angeles to Las Vegas.
Footnotes for Page 13
 Δ See Table 4, page 29, for condensed schedule of all service to the Utah-Arizona Parks from the East and from Los Angeles.
 ⊗ This lounge car is for the exclusive use of sleeping car passengers.
 ⊕ Stops only on signal.
 ⊖ Conditional stop; see Table 24.
 ⊠ Motor bus connections with main line trains at East Los Angeles. See tables 7, 8 and 9 for complete information on bus schedules to and from East Los Angeles.
 (C.T.) Central time. (M.T.) Mountain time. (P.T.) Pacific time.
 Time from 12:01 midnight to 12:00 noon shown in light face type.
 Time from 12:01 noon to 12:00 midnight shown in heavy face type.


BEST BET FOR LAS VEGAS TRAVEL

Streamliner CITY OF LAS VEGAS

Round trips between Los Angeles and Las Vegas each Thursday, Friday and Sunday.
 (See Tables "D" for schedules)

Features:

- Free "Chuck Wagon" buffet meals en route.
- "The Pub" club-lounge car.
- Modern reclining seat coaches.
- Family Plan tickets apply.



ST. LOUIS—KANSAS CITY—SAN FRANCISCO via Denver

Table with columns for Coach Seat Reservation Charge, Domeliner City of St. Louis-San Francisco Overland, Table E Condensed Schedules, San Francisco Overland-Domeliner City of St. Louis, and Coach Seat Reservation Charge. Includes routes for Wabash and Southern Pacific.

Passengers use Motor Bus between trainside at Oakland (16th Street) and San Francisco (Ferry Depot) via the Bay Bridge, affording a panoramic view of the San Francisco Bay area.

Equipment for Page 14

NO. 9-27—Domeliner—CITY OF ST. LOUIS—SAN FRANCISCO OVERLAND—DAILY

Wabash No. 9 to Kansas City; No. 9 to Ogden; S. P. No. 27 to San Francisco. Coach Seat Reservation Charge—See Page 44. Dome Lounge Car, Streamlined Sleeping Cars, St. Louis to San Francisco, etc.

NO. 28-10—SAN FRANCISCO OVERLAND—Domeliner CITY OF ST. LOUIS—DAILY

S. P. No. 28 to Ogden; No. 10 to Kansas City; Wabash No. 10 to St. Louis. Coach Seat Reservation Charge—See Page 44. Dome Lounge Car, Streamlined Sleeping Cars, San Francisco to St. Louis, etc.

Footnotes for Page 14

These lounge cars are for the exclusive use of sleeping car passengers. On the S.P. this train does not handle checked baggage for local points between Ogden and Sacramento. (C.S.T.) Central standard time, (M.S.T.) Mountain standard time, (P.S.T.) Pacific standard time.

ST. LOUIS—KANSAS CITY—PORTLAND—SEATTLE via Denver

Table with columns for Domeliner City of Portland, 69-369 -17 Example, Portland Rose 17 Example, Table F Condensed Schedules All Trains Daily, Portland Rose 18 Example, and Domeliner City of Portland 106 Example. Includes routes for St. Louis, Kansas City, and various mountain states.

Shoshone is gateway to Sun Valley, world famous summer and winter vacation center, owned and operated by Union Pacific Railroad.

Equipment for Page 15

NO. 17—PORTLAND ROSE—DAILY

Club Lounge Car, Streamlined Sleeping Cars, Kansas City to Portland, 6 Sections, 6 Roomettes, 4 Double Bedrooms, etc.

NO. 18—PORTLAND ROSE—DAILY

Club Lounge Car, Streamlined Sleeping Cars, Portland to Kansas City, 6 Sections, 6 Roomettes, 4 Double Bedrooms, etc.

NO. 105—Domeliner—CITY OF PORTLAND—DAILY

Dome Lounge Car, Streamlined Sleeping Cars, Denver to Portland, 5 Double Bedrooms—Club, etc.

NO. 106—Domeliner—CITY OF PORTLAND—DAILY

Dome Lounge Car, Streamlined Sleeping Cars, Portland to Denver, 5 Double Bedrooms—Club, etc.

Footnotes for Page 15

Conditional stop; see Table 24 or 30. Daily train No. 457, Daily train No. 458, Daily train No. 460. Motor Bus. This service is provided passengers arriving or departing Shoshone and holding through rail tickets to and from Sun Valley or Ketchum, Idaho.

WEST YELLOWSTONE — VICTOR — POCATELLO — PORTLAND

Table S Summer Season All Trains Daily. Includes routes between West Yellowstone, Victor, Pocatello, and Portland with departure and arrival times.

Equipment for Table S. NO. 32-48-17—YELLOWSTONE SPECIAL—PORTLAND ROSE—DAILY. NO. 18-31-47—PORTLAND ROSE—YELLOWSTONE SPECIAL—DAILY. Includes details on lounge cars, sleeping cars, and dining services.

LOS ANGELES — SPOKANE — PORTLAND Via Shoshone(SUN VALLEY)—Boise—Nampa

Table T Condensed Schedules All Trains Daily. Includes routes between Los Angeles, Spokane, Portland, Shoshone, Sun Valley, Boise, and Nampa.

SALT LAKE CITY — BOISE — PORTLAND — SEATTLE

Table U Condensed Schedules All Trains Daily. Includes routes between Salt Lake City, Boise, Portland, and Seattle.

Equipment for Table U. NO. 33-17-457—NORTHWEST SPECIAL—PORTLAND ROSE—DAILY. NO. 458-18-34—PORTLAND ROSE—NORTHWEST SPECIAL—DAILY. Includes details on lounge cars, sleeping cars, and dining services.

Footnotes for Page 20. ♦ Motor Bus. This service is provided passengers arriving or departing Shoshone and holding thru rail tickets to and from Sun Valley or Ketchum, Idaho. (M.S.T.) Mountain Standard time. (P.S.T.) Pacific Standard time. Time from 12:01 midnight to 12:00 noon shown in light face type. Time from 12:01 noon to 12:00 midnight shown in heavy face type.

PORTLAND — SPOKANE

Table W All Trains Daily—(Pacific Standard Time). Includes routes between Portland and Spokane with departure and arrival times.

Equipment for Table W. NO. 20—SPOKANE—DAILY. NO. 19—SPOKANE—DAILY. Includes details on lounge cars, sleeping cars, and dining services.

Spokane, San Francisco and Los Angeles

Table X (Pacific Standard Time). Includes routes between Spokane, San Francisco, and Los Angeles.

Seattle, San Francisco and Los Angeles

Table Y (Pacific Standard Time). Includes routes between Seattle, San Francisco, and Los Angeles.

PORTLAND, TACOMA AND SEATTLE

Table Z All Trains Daily. Includes routes between Portland, Tacoma, and Seattle.

NO. 401—DAILY Streamlined Sleeping Cars. Portland to Seattle—12 Roomettes, 4 Double Bedrooms, 1 Single Bedroom (June 1 to September 15). Portland to Seattle—16 Duplex Roomettes, 4 Double Bedrooms. Sleepers open at Portland 9:30 p.m., at Seattle until 7:30 a.m. Reclining Seat Coaches... Portland to Seattle.

Equipment for Tables Y and Z

NORTHBOUND. NO. 457—DAILY Domeliner. Astra Dome Obs.-Lounge @ Portland to Seattle. Parlor Car... Portland to Seattle (R. R. Owned). Astra Dome Room—(Portland to Seattle (R. R. Owned)—8 Duplex Rmmts., 3 Compartments, 2 Drawing-rooms. Streamlined Sleeping Cars... Chicago to Seattle—6 Roomettes, 4 Double Bedrooms, 6 Sections (No. 105 to Portland). San Francisco to Seattle—10 Roomettes, 6 Double Bdrms. (1 car); 4 Compartments, 4 Double Bdrms., 2 Drawing-rooms (1 car) (S.P. No. 12 to Portland). Reclining Seat Coaches... Portland to Seattle (not reserved). Dining Car... Portland to Seattle.

SOUTHBOUND. NO. 460—DAILY Streamlined Sleeping Car... Seattle to Chicago—6 Roomettes, 4 Double Bedrooms, 6 Sections (No. 106 from Portland). Reclining Seat Coaches... Seattle to Portland. NO. 408—DAILY Parlor Car... Seattle to Portland (R. R. Owned). Streamlined Sleeping Cars... Seattle to San Francisco—10 Roomettes, 6 Double Bdrms. (1 car); 4 Compartments, 4 Double Bdrms., 2 Dr.-rooms (1 car) (S.P. No. 11 south of Portland). Reclining Seat Coaches... Seattle to Portland. Dining Car... Serving necessary meals enroute.

NO. 407—DAILY Parlor Car... Portland to Seattle (R. R. Owned) Reclining Seat Coaches... Portland to Seattle. Dining Car... Serving necessary meals enroute. NO. 459—DAILY Reclining Seat Coaches... Portland to Seattle.

NO. 458—DAILY Domeliner Astra Dome Obs.-Lounge @ Seattle to Portland. Parlor Car... Seattle to Portland (R. R. Owned). Astra Dome Room—(Seattle to Portland (R. R. Owned)—8 Duplex Rmmts., 3 Compartments, 2 Drawing-rooms. Reclining Seat Coaches... Seattle to Portland (not reserved). Dining Car... Seattle to Portland. NO. 402—DAILY Streamlined Sleeping Cars... Seattle to Portland—12 Roomettes, 4 Double Bedrooms, 1 Single Bedroom (June 1 to September 15). Seattle to Portland—16 Duplex Roomettes, 4 Double Bedrooms. Sleepers open at Seattle at 9:30 p.m., at Portland until 7:30 a.m. Reclining Seat Coaches... Seattle to Portland.

Arrives, departs Seattle Union Depot. Arrives, departs Seattle King Street Station. (H) Daily except Sundays and holidays. Rail station is at Kelso. There is bus service between Kelso and Longview every 20 minutes. Operates Thursdays, Saturdays and Mondays. Northwest Greyhound, Portland—Spokane. (K) Conditional stop; consult agent. Via Pacific Greyhound Bus. Operates Wednesdays, Fridays and Sundays.

California, Pacific Northwest, Utah and Colorado to Omaha and Chicago

| M I L E S | | EASTBOUND—Read Down | | | | | | | | | | | | | | | | | | | | | | | | | | | | | | | | | | | | | | | | | | | | | | | | | | | | | | | | | | | | | | | | | | | | | | | | | | | | | |
|---|--|--|---|---|---|---|--------------------------|----------------------|---|--------------------------------------|-------|----------|---------------------|-------------------------|--------|-----------------------------------|---------|------------------------------|----------------------|-------|-------------|----------|------------------------------|----------|----------|-------|---------------------|-----------------------------|--------------------------------|---------------|-------|----------------------------------|--------|---------|------------|----------|-------|-------|---------------------------|---|-------|---------------------------|-------------------------------|----------------|-----------|--------------|--------------|-----------------------------|--------|-----------|------------------------------|----------|-------|---------|------------------------|-------------------------------|---------------------------------|--------------------------------|--------------------------------|--------------------|-----------------------------|--------|--------------|--------|-------------------------|-------------------------|---------|----------------------------|-------------------------|----------------------------|----------------------------|--------------------------------|---------|-------------------------|--------------------------------|--------|---------------|-----------------------|-------------|
| | | From Pacific Coast | | | | | | | | | | | | | | | | | | | | | | | | | | | | | | | | | | | | | | | | | | | | | | | | | | | | | | | | | | | | | | | | | | | | | | | | | | | | | |
| | | Stream- liner City of San Franc. 102 Daily | Dome- liner City of Los Angeles 104 Daily | The Challenger 108 Sept. 16 to May 31 inc. Daily | The Challenger 108 June 1 to Sept. 15 inc. Daily | Dome- liner City of Portland 106 Daily | Train 6-35-8 Daily | Train 28 Daily | Dome- liner City of St. Louis 10 Daily | Port- land Rose 18 Daily | | | | | | | | | | | | | | | | | | | | | | | | | | | | | | | | | | | | | | | | | | | | | | | | | | | | | | | | | | | | | | | | | | | | | |
| Table No. 2 The Overland Route Read Down | | San Francisco (P.S.T.) | Portland (P.S.T.) | Los Angeles (P.S.T.) | Salt Lake City 31 | Woods Cross | Farmington | Kaysville | Layton | Clearfield | Ogden | Ogden 31 | Utah (Wasatch Mts.) | Peterson (Weber Canyon) | Morgan | Devil's Slide (Devil's Slide so.) | Henefer | Echo 32 ("The Wilches", no.) | Echo ("Echo Canyon") | Emory | Castle Rock | Wahsatch | Wyuta (Utah-Wyo. State line) | Evanston | Evanston | Mills | Knight (Bear River) | Altamont (Tunnel 6706 feet) | Aspen (Aspen tunnel 5,900 ft.) | Spring Valley | Leroy | Bridger (Named for famous score) | Carter | Hampton | Granger 20 | Westvaco | Bryan | Pernu | Green River (Picturisque) | Green River (Cliffs, Water flows to Gulf of Calif.) | Kanda | Rock Springs (Coal Mines) | Salt Wells (Aspen Mts. south) | Point of Rocks | Hallville | Black Buttes | Bitter Creek | Table Rock (Table Rock so.) | Tipton | Wamsutter | Creston (Continental Divide) | Cherokee | Riner | Rawlins | Rawlins (Penitentiary) | Sinclair (Large oil refinery) | Ft. Steele (North Platte River) | Walcott 34 (St. Marys Peak no) | Percy (Elk Mt. 15 miles south) | Hanna (Coal Mines) | Como (Fossil Dinosaur beds) | Calvin | Medicine Bow | Wilcox | Rock River (Oil fields) | Harper (12 miles south) | Lookout | Cooper Lake (Laramie Peak) | Bosler (15 miles north) | Laramie (State University) | Laramie (Snowy Range west) | Colores (Bizarre eroded rocks) | Hermosa | Dale (Rocky Mts. to so) | Sherman (Highest pt. en route) | Buford | Granite Canon | Borie (State Capital) | Cheyenne 42 |

Footnotes for Table 2

- Between Ogden and Omaha No. 28 carries only a rider coach for passengers; no sleeping car, no dining car.
- See Page 40 for motor bus connections with U.P. trains at Fremont, Columbus and Grand Island.
- Limited handling of checked baggage on this train; consult car.
- Daily.
- (f) Stops only on signal.
- A Stops to let off paying passengers from Denver and beyond or to take paying passengers for Omaha or beyond.
- D Stops to let off paying passengers from Cheyenne or beyond; also to take for Omaha or beyond.
- E Stops to let off paying passengers from Cheyenne or beyond.
- G Stops to let off paying passengers from Sacramento or beyond.
- H Stops to let off paying passengers from points beyond Savanna.
- J Stops to let off paying passengers from west of Ogden; also to take paying passengers for Denver or beyond.
- L Stops to let off paying passengers from Hampshire; also from Savanna or beyond.
- M Stops to let off paying passengers from San Bernardino or beyond.
- N Stops to let off paying passengers from East Los Angeles or beyond; also to take for Chicago or beyond.
- O Stops to take or let off paying passengers.
- P Stops to let off paying passengers from Omaha or beyond.
- V Stops to let off paying passengers from Granger or beyond.
- X Stops to let off paying passengers from Denver or beyond; also to take for Chicago.
- Mileage shown on mile posts is from Council Bluffs. See General Information, Page 2.

Advance Coach Seat Reservations Required on All STREAMLINERS and DOMELINERS

- City of San Francisco, No. 102
- City of Los Angeles, No. 104
- The Challenger, No. 108
- City of Portland, No. 106
- City of Denver, No. 112
- City of St. Louis, No. 10

Special Coach Seat Reservation Charge on City of Los Angeles, City of San Francisco, City of St. Louis and on The Challenger.

See Page 44.

California, Pacific Northwest, Utah and Colorado to Omaha and Chicago

| M I L E S | | EASTBOUND—Read Down | | | | | | | | | | | | | | | | | | | | | | | | | | | | | | | | | | | | | | | | | | | | | | | | | | | | | | | | | | | | | | | | | | | | | | | | | |
|---|--|--|---|---|---|---|---|---------------------|----------------------|--|------------------|-----|--------|--------|----------------------------|---------------------------|------------|----------|--------------|-----------|--------------------------------|-------|----------|--------|--------|------------|--------------|---------|---|--------------|---------|-----------------------------|-------|------------|-------|------|--------------------------------|---------|-----------|--------|----------------------------------|--------|---------|------------|------|---------------------|--------------|---------|-----------------|-------------------------------|--------------|--------|--|----------|----------|--------|------------|------|---------------------|-----------------------|--------------------------|---------|----------------|-------------------------|----------------|--------|--------------------|------|-----------------------|-------------------|----------------------|-------|------------------|----------------|--------------------|
| | | From Pacific Coast | | | | | From Colo. | | Local | | | | | | | | | | | | | | | | | | | | | | | | | | | | | | | | | | | | | | | | | | | | | | | | | | | | | | | | | | | | | | | | | | |
| | | Stream- liner City of San Franc. 102 Daily | Dome- liner City of Los Angeles 104 Daily | The Challenger 108 Sept. 16 to May 31 inc. Daily | The Challenger June 1 to Sept. 15 inc. 108 Daily | Dome- liner City of Portland 106 Daily | Dome- liner City of Denver 112 Daily | Train 8 Daily | Train 28 Daily | North Platte Valley Express Mixed 354-94 Daily | | | | | | | | | | | | | | | | | | | | | | | | | | | | | | | | | | | | | | | | | | | | | | | | | | | | | | | | | | | | | | | | | |
| Table No. 2 (Continued) The Overland Route Read Down | | Mountain Standard Time | Cheyenne 30 (Capitol of Wyo.) | Durham (Port Warren) | Hillsdale | Burns (Rocky Mts. to south) | Egbert 42 | Pine Bluffs | Bushnell | Oliver | Kimball—See Note | Dix | Potter | Sidney | Sidney (Lookout Sta., Old) | Sunol (Ft. Sidney, north) | Lodge Pole | Chappell | Julesburg 17 | Julesburg | Big Springs (So. Platte River) | Brule | Ogallala | Roscoe | Paxton | Sutherland | O'Fallons 42 | Hershey | North Platte 42 ("Buffalo Bill" Ranch, north) | North Platte | Gannett | Maxwell (Old Ft. McPherson) | Brady | Gothenburg | Cozad | Darr | Lexington (Indian fights 1867) | Overton | Elm Creek | Odessa | Kearney 43 (State Normal School) | Gibbon | Shelton | Wood River | Alda | Grand Island 48, 49 | Grand Island | Chapman | Central City 45 | Clarks (Gr. Pawnee Vil. 1805) | Silver Creek | Duncan | Columbus 44, 46, 48 (Hydro-electric Plant) | Richland | Schuyler | Rogers | North Bend | Ames | Fremont (Named for) | Valley (Gen. Fremont) | Waterloo (Elkhorn River) | Elkhorn | Omaha (C.S.T.) | Omaha (C.M. St.P. & P.) | Council Bluffs | Manila | Perry (Des Moines) | Tama | Marion (Cedar Rapids) | Savanna (Dubuque) | Davis Jet (Rockford) | Elgin | Chicago (C.S.T.) | Omaha (Wabash) | St. Louis (C.S.T.) |

When Away From Home...

... remember this symbol of help for all travelers and newcomers in trouble. You will find the Travelers Aid lamp in all major rail terminals. Travelers Aid is a social service supported by voluntary contributions through Community Chests and United Funds.



Along the UNION PACIFIC route Travelers Aid is in—
 Kansas City Chicago Denver
 Long Beach Portland Ogden
 Los Angeles Spokane Omaha
 Salt Lake City St. Louis

Independent Tours

The Union Pacific Railroad's Department of Tours is offering California Independent Vacation Tours of three, four or five days duration in Los Angeles or San Francisco. Included in the cost is railroad fare, taxicab transfers from railroad stations to hotels and return, a choice of three hotels at either city (reservations guaranteed in advance), and selected sightseeing trips. Meals are not included.

This is an excellent opportunity for independent travelers. Consult any Union Pacific travel representative.

Write Union Pacific Railroad, Dept. H, Omaha 2, Nebr., for

FREE COPY of Union Pacific folder map describing and illustrating in color, Hoover Dam, Las Vegas and the Lake Mead Recreation Area.

Name _____
 Street _____
 City _____

Family Travel Plan Tickets can be used for starting trips on Mondays, Tuesdays, Wednesdays and THURSDAYS.

Good in sleeping cars or in coaches.

Can be used for return any day of week.



UNION PACIFIC RAILROAD
AND CONNECTIONS



7038-B

RAND MC NALLY & CO., CHICAGO

9-56

Between Chicago, Omaha, Denver, Ogden, Salt Lake City and Los Angeles

Table No. 3 The Overland Route. WESTBOUND—Read Down and EASTBOUND—Read Up. Includes train numbers, times, and distances for routes between Chicago, Omaha, Denver, Ogden, Salt Lake City, and Los Angeles.

Footnotes for Table 3

NOTE—Trains 309 and 310 are in service only during parks summer season from June 13 through September 7. Operates Thursdays, Fridays and Sundays. Motor bus between Lund and Cedar City. Motor bus connections with main line trains at East Los Angeles. Limited handling of checked baggage on these trains; consult agent. Via Cut-off; not via Cheyenne. Stops only on signal. June 1 to September 15 inclusive. September 16 to May 31 inclusive. Stops to let off or take passengers. See Tables 24 and 30 for service between St. Louis, Kansas City, Denver and Cheyenne. Stops to take on or let off paying passengers to or from Salt Lake City or beyond. Mileage shown on mile posts is from Council Bluffs. See General Information, page 2. (C.S.T.) Central Stand. Time (M.S.T.) Mount. Stand. Time (P.S.T.) Pacific Stand. Time. Time from 12:01 midnight to 12:00 noon shown in light face type. Time from 12:01 noon to 12:00 midnight shown in heavy face type.

Travel by Train relieves you of Highway Hazards, and assures you of a place to eat and sleep

Family Travel Plan Tickets can be used for starting trips on Mondays, Tuesdays, Wednesdays and THURSDAYS. Good in sleeping cars and coaches. Can be used for return any day of week.

Between Chicago, Omaha, Denver, Ogden, Salt Lake City and Los Angeles

Table No. 3 (Continued) The Overland Route Pacific Standard Time. WESTBOUND—Read Down and EASTBOUND—Read Up. Includes train numbers, times, and distances for routes between Chicago, Omaha, Denver, Ogden, Salt Lake City, and Los Angeles.

Footnotes for Tables 4 to 12, Inclusive

* Operates Thursdays, Fridays and Sundays. † Daily except Sunday. ‡ No. 306 leaves Provo daily except Saturdays. ▲ Daily motor coach service of the Union Pacific Stage Co. shown in tables 7, 8 and 9, is operated over public highways. Rail tickets honored. E Stops to take or let off passengers. Advance notice to U. P. ticket agent is necessary. ■ Trains 309 and 310 operate from June 13 through September 7, between Salt Lake City and Cedar City. ♦ Motor bus connections with main line trains at East Los Angeles. □ Las Vegas—Tonopah—Reno Stage Line, Inc.—Rail revenue tickets honored. NOTE—For sleeping car and other equipment between Chicago—Cedar City, St. Louis—Cedar City, and Los Angeles—Cedar City, see Condensed Tables A and D, pages 6-7 and 12-13.

See tables 7, 8 and 9 on this page, for more complete motor bus schedules to and from East Los Angeles.

Chicago — Omaha — Salt Lake City — Cedar City St. Louis — Salt Lake City — Cedar City Los Angeles — Cedar City

Table No. 4 Condensed Schedule (Summer Season) SEE NOTE. Includes train numbers, times, and distances for routes between Chicago, Omaha, Salt Lake City, Cedar City, St. Louis, and Los Angeles.

Table No. 7 East Los Angeles — Pasadena — Glendale. Includes motor bus numbers, times, and distances for routes between East Los Angeles, Pasadena, and Glendale.

Table No. 8 East Los Angeles — Long Beach — San Pedro. Includes motor bus numbers, times, and distances for routes between East Los Angeles, Long Beach, and San Pedro.

Table No. 9 East Los Angeles — Whittier — Anaheim. Includes motor bus numbers, times, and distances for routes between East Los Angeles, Whittier, and Anaheim.

Salt Lake City — Provo — Lyndyl

Table No. 5 Mountain Standard Time. Includes mixed freight and passenger train numbers, times, and distances for routes between Salt Lake City, Provo, and Lyndyl.

Table No. 10 Las Vegas — Boulder City — Hoover Dam — Lake Mead. Includes local bus numbers, times, and distances for routes between Las Vegas, Boulder City, Hoover Dam, and Lake Mead.

Table No. 12 Lund — Cedar City. Includes motor bus numbers, times, and distances for routes between Lund and Cedar City.

Between Chicago, Omaha, Denver, Ogden and San Francisco

Table 14: The Overland Route. Includes WESTBOUND—Read Down and EASTBOUND—Read Up sections with train numbers, times, and station names like Chicago, Omaha, St. Louis, Denver, Cheyenne, Ogden, Reno, Sacramento, and San Francisco.

Footnotes for Page 30

- (f) Stops only on signal.
Via Cut-off; not via Cheyenne.
Limited handling of checked baggage on these trains; consult agent.
See tables 24 and 30 for service between St. Louis, Kansas City, Denver and Cheyenne.
Stops to let off paying passengers from Ogden and beyond; also to take for Reno and beyond.
Stops to let off paying passengers from Ogden or beyond; also to take for Sacramento or beyond.
Stops to let off paying passengers from Ogden or beyond; also to take for Berkeley, Stockton and beyond.
Stops to let off paying passengers from Berkeley or beyond.
Stops to let off paying passengers from Reno and beyond; also to take for Berkeley or beyond.
Stops to take paying passengers for Ogden or beyond; also to let off from Sacramento or beyond.
Stops to take paying passengers for Ogden and beyond; also to let off from Reno or beyond.
Stops to take on or let off paying passengers from or to Ogden or beyond.
Stops to take paying passengers for Ogden or beyond; also to let off from Berkeley, Stockton or beyond.
See table 31 for service between Ogden and Salt Lake City.
Between Omaha and Ogden Nos. 27 and 28 carry only a rider coach for passengers; no dining car; no sleeping car. Coach seat reservation charge between Ogden and San Francisco.
Leaves and arrives from Market Street station.
Leaves and arrives from Third Street station.
(C.S.T.) Central standard time.
(M.S.T.) Mountain standard time.
(P.S.T.) Pacific standard time.
Mileage shown on mile posts is from Council Bluffs. See General Information, page 2.

Rail—Auto Travel Plan

Ask your Ticket Agent for information and about arrangements. You can... RENT A NEW CAR at your train destination.

This plan makes it easy for you to have a car ready for your convenience when you reach the end of your train journey.

DRIV-UR-SELF RENTAL STATIONS are located in many cities in the United States and Canada. Ask your Railroad Ticket Agent about the plan.

San Francisco, Sacramento and Los Angeles (Via Southern Pacific)

Table 15 and Table 16: Routes between San Francisco, Sacramento, and Los Angeles. Includes VIA Valley Line and VIA Coast Line with train numbers and times.

For equipment, see pages 6 to 21, inclusive

Between Chicago, Omaha and Denver

Table 17: The Overland Route. Includes WESTBOUND—Read Down and EASTBOUND—Read Up sections with train numbers, times, and station names like Chicago, Omaha, Denver, Greeley, and La Salle.

Denver—La Salle—Greeley—Ft. Collins

Table 18: (Mountain Standard Time) 18. Includes routes between Denver, La Salle, Greeley, and Ft. Collins with train numbers and times.

Denver—Ft. Collins

(Daily Bus Service—Rail Tickets Honored) Table showing bus and rail schedules between Denver and Ft. Collins.

Footnotes for Page 31

- A No. 111 stops to take paying passengers for Denver or beyond; also to let off paying passengers from Omaha or beyond. No. 112 stops to take paying passengers for Omaha or beyond or to let off paying passengers from Denver or beyond.
B Stops to take paying passengers for Ogden and beyond; also to let off from Reno or beyond.
C Stops to take on or let off paying passengers from or to Ogden or beyond.
D Leaves and arrives from Market Street station.
E Leaves and arrives from Third Street station.
(f) Stops only on signal.
N Stops to let off paying passengers from Denver; also to take for Chicago.
P Nos. 111 and 112 stop at Fort Morgan to take or let off paying passengers to or from points where these trains are regularly scheduled to stop.
R Northland Greyhound bus between La Salle and Cheyenne on which tickets reading via Union Pacific will be honored.
* Daily
(f) Stops only on signal.
O Tickets reading via Union Pacific Railroad will be honored on these F. W. G. Bus Company buses between Fort Collins and Greeley. Tickets reading via Union Pacific between Fort Collins and Omaha, or between Fort Collins and Denver, will be honored on these buses between Fort Collins and Denver.
Mileage shown on mile posts is from Council Bluffs. For explanation see page 2. Time from 12:01 midnight to 12:00 noon is in light face type.
Time from 12:01 noon to 12:00 midnight shown in heavy face type. Where no time shown, trains do not stop, except as indicated by reference marks.

NOW 3 Dome Cars on the "CITY OF DENVER"

Domeliner

OVERNIGHT between OMAHA-DENVER

The "City of Denver" now features the only Dome dining car between Chicago and Denver. In addition, there's a Dome lounge car and a Dome coach. Pullman equipment is the finest and reserved coach seats have stretch-out leg rests. This smart Domeliner also offers the earliest rail arrival in Denver; 7:30 a.m. For relaxation, scenic enjoyment, wonderful meals and all-night comfort, ride the "City of Denver."

UNION PACIFIC RAILROAD

For equipment, see page 16

Between Chicago, Omaha and Spokane, Portland, Tacoma and Seattle

Table No. 20 The Overland Route. WESTBOUND-Read Down and EASTBOUND-Read Up. Includes routes from Chicago to Seattle via Omaha and Spokane, with various stops and mile markers.

Footnotes for Pages 32 and 33

- Motor bus. This service is provided passengers arriving or departing Shoshone and holding through rail tickets to and from Sun Valley or Ketchum, Idaho.
Connecting Sleeping Car service to and from West Yellowstone during park summer season from June 22 to September 3.
Via Ogden, thence No. 104 to Chicago.
No. 17 originates at Kansas City, Mo. and No. 18 terminates there; and there is connecting service to and from St. Louis, Mo. Nos. 7 and 8 from and to Omaha connect with Nos. 17 and 18 at Laramie.
Nos. 11 and 12 run between Pocatello and Portland and carry only a rider coach for passengers; no sleeping car; no dining car. At Pocatello they connect with Nos. 35 and 36 from and to Ogden, where connections are made with Nos. 27 and 28 from and to Omaha.
Runs via Cut-off, not via Cheyenne.
Daily.
Stops only on signal.
Daily except Sunday.
Stops to let off paying passengers for Tacoma and beyond; also to take for Vancouver and beyond.
Stops to let off paying passengers for Portland or beyond; also to take for Pocatello or beyond.
Stops to take paying passengers for Wallula or beyond.
Stops to take paying passengers for Green River and beyond; also to let off from Pocatello and beyond.
Stops to take on paying passengers for Hinkle and beyond.
Stops to take paying passengers for Vancouver and beyond.
Stops to let off paying passengers from Green River and beyond; also to take for Pocatello and beyond.
Stops to let off paying passengers from Wallula and beyond.
Stops to let off paying passengers from Pocatello or beyond.
No. 105 stops to let off paying passengers from Omaha or beyond and to take paying passengers for Portland or beyond. No. 106 stops to let off paying passengers from Portland or beyond and to take paying passengers for Omaha or beyond.
Stops to take paying passengers for Pocatello, Ogden or beyond; also to let off from Huntington and beyond.
Stops to let off paying passengers from Vancouver and beyond; also to take for Tacoma, Seattle and beyond.
Stops to let off paying passengers from Portland and beyond on Tuesdays only.
For service between St. Louis, Denver and Cheyenne, see tables 24 and 30.
Stops to let off paying passengers from Ogden, Pocatello, and beyond; also to take for Huntington and beyond.
(Continued on next page)

For equipment, see pages 6 to 21, inclusive.

Between Chicago, Omaha and Spokane, Portland, Tacoma and Seattle

Table No. 20 (Continued) The Overland Route. WESTBOUND-Read Down and EASTBOUND-Read Up. Includes routes from Chicago to Seattle via Omaha and Spokane, with various stops and mile markers.

Footnotes for Pages 32 and 33 (Continued from page 32)

- Stops to let off paying passengers from Vancouver and beyond; also to take for points beyond Seattle.
Stops to take paying passengers for south of Tacoma.
Stops to let off paying passengers from Spokane and East.
Daily except Sundays and holidays.
Trains 407, 408, 457 and 460 carry passengers to and from East Olympia and Portland and Seattle. Bus service is only between East Olympia and Olympia, and operates daily to and from U. P. station at Olympia. Bus will handle only hand baggage for passengers, except no baggage is handled on Sunday.
Union Pacific rail tickets to or from certain stations (consult agent) are honored on Grays Harbor lines buses operating over public highway only through towns where time is shown.
Mileage shown on mile posts is from Council Bluffs. See General Information, Page 2.

Between Portland, Tacoma and Seattle

All tickets over these lines are interchangeable and good on any train listed below.

Table No. 20A Continued. Pacific Standard Time. Includes routes between Portland, Tacoma, and Seattle with various stops and mile markers.

For equipment, see pages 6 to 21, inclusive.

For explanation of reference marks, see page 32.

Portland-Chehalis-Hoquiam

Table No. 21 (Pacific Standard Time). Includes routes between Portland, Chehalis, and Hoquiam with various stops and mile markers.

Portland-Seattle-Tacoma-Olympia

Table No. 22 (Pacific Time). Includes routes between Portland, Seattle, Tacoma, and Olympia with various stops and mile markers.

Between St. Louis, Kansas City, Topeka, Salina and Denver

Table 24: The Overland Route. Table 25: Junction City - Concordia. Table 26: Solomon - Beloit. Table 27: Kansas City - Salina - McPherson. Table 28: Kansas City - Salina - Plainville - Oakley. Includes columns for Westbound and Eastbound routes with times and station names.

Between Denver, Cheyenne and Salt Lake City

Table 30: The Overland Route. Table 31: Between Ogden and Salt Lake City. Table 32: Echo - Coalville - Park City. Table 33: Laramie - Centennial - Coalmont. Table 34: Walcott - Saratoga - Encampment. Includes columns for Westbound and Eastbound routes with times and station names.

Distance between Denver and Salt Lake City via cut-off is 613 miles; via Cheyenne is 625 miles.

Between Denver, Cheyenne and Salt Lake City

Table 31: Between Ogden and Salt Lake City. Table 32: Echo - Coalville - Park City. Table 33: Laramie - Centennial - Coalmont. Table 34: Walcott - Saratoga - Encampment. Includes columns for Westbound and Eastbound routes with times and station names.

Footnotes for Pages 34 and 35. Includes operational details such as 'Operates June 1 to Sept. 15 inc.', 'Northland Greyhound Bus Lines connections with streamliners west-bound or eastbound at Cheyenne - rail tickets honored.', and 'Stops to let off paying passengers from Denver and beyond.'

Between Salt Lake City, Ogden, Pocatello, West Yellowstone and Butte

WESTBOUND—Read Down

Table No. 36 The Overland Route

EASTBOUND—Read Up

Main schedule table for Table No. 36, listing routes between Salt Lake City, Ogden, Pocatello, and Butte with departure and arrival times.

Cache Junction—Logan—Preston

Schedule for Cache Junction—Logan—Preston route, including Table No. 37.

Ogden—Brigham—Malad

Schedule for Ogden—Brigham—Malad route, including Table No. 38.

Salt Lake—Idaho Falls—W. Yellowstone

Schedule for Salt Lake—Idaho Falls—W. Yellowstone route, including Table No. 39.

Salt Lake—Idaho Falls—Ashton—Victor

Schedule for Salt Lake—Idaho Falls—Ashton—Victor route, including Table No. 40.

Union Pacific Branch Lines

Omaha—North Platte—So. Torrington

Schedule for Omaha—North Platte—So. Torrington route, including Table No. 42.

Kearney—Stapleton

Schedule for Kearney—Stapleton route, including Table No. 43.

Columbus—Norfolk

Schedule for Columbus—Norfolk route, including Table No. 44.

Central City—Valparaiso

Schedule for Central City—Valparaiso route, including Table No. 45.

Columbus—Spalding

Schedule for Columbus—Spalding route, including Table No. 46.

Columbus—Albion

Schedule for Columbus—Albion route, including Table No. 47.

Grand Island—Ord

Schedule for Grand Island—Ord route, including Table No. 48.

Grand Island—Loup City

Schedule for Grand Island—Loup City route, including Table No. 49.

Lawrence—Leavenworth

Schedule for Lawrence—Leavenworth route, including Table No. 50.

Topeka—Marysville—Grand Island

Schedule for Topeka—Marysville—Grand Island route, including Table No. 52.

St. Joseph—Marysville

Schedule for St. Joseph—Marysville route, including Table No. 53.

SHIP and TRAVEL UNION PACIFIC

SEE TABLE R FOR SLEEPING CAR EQUIPMENT Footnotes for Page 36

Footnotes and explanatory text for the schedule tables, including symbols for daily service and stops.

For equipment, see pages 19 and 21.

Union Pacific Branch Lines

Blackfoot — Aberdeen — Mackay

Table No. 56 (Mountain Time) listing routes between Blackfoot, Aberdeen, and Mackay with departure and arrival times.

Idaho Falls — Orvin — St. Anthony

Table No. 57 (Mountain Time) listing routes between Idaho Falls, Orvin, and St. Anthony.

Idaho Falls — Ucon — St. Anthony

Table No. 58 (Mountain Time) listing routes between Idaho Falls, Ucon, and St. Anthony.

Minidoka — Twin Falls — Buhl — Wells

Table No. 60 (Mountain Time) listing routes between Minidoka, Twin Falls, Buhl, and Wells.

Footnotes for Page 38

Footnote details including daily service, stops on signal, and bus service information.



Minidoka — Rupert — Bliss

Table No. 61 (Mountain Time) listing routes between Minidoka, Rupert, and Bliss.

Burley — Declo

Table No. 62 (Mountain Time) listing routes between Burley and Declo.

Nyssa — Homedale — Marsing

Table No. 64 (Mountain Time) listing routes between Nyssa, Homedale, and Marsing.

Richfield — Hill City

Table No. 65 (Mountain Time) listing routes between Richfield and Hill City.

Boise — Nampa — Emmett — McCall

Table No. 67 (Mountain Time) listing routes between Boise, Nampa, Emmett, and McCall.

Caldwell — Wilder

Table No. 68 (Mountain Time) listing routes between Caldwell and Wilder.

Footnotes for Page 38

Footnote details including daily service, stops on signal, and bus service information.

Shoshone — Ketchum — Sun Valley

Table No. 69 (Mountain Time) listing routes between Shoshone, Ketchum, and Sun Valley.

Ontario — Vale and Brogan

Table No. 70 (Mountain Time) listing routes between Ontario, Vale, and Brogan.

Payette — Emmett

Table No. 71 (Mountain Time) listing routes between Payette and Emmett.

Portland — La Grande — Joseph

Table No. 72 (Pacific Time) listing routes between Portland, La Grande, and Joseph.

Weiser — New Meadows

Table No. 73 (Mountain Time) listing routes between Weiser and New Meadows.

Footnotes for Page 38

Footnote details including daily service, stops on signal, and bus service information.

Union Pacific Branch Lines

Portland and Spokane Short Line

See Page 40 for additional bus service. Rail tickets honored. See Table W for sleeping car equipment.

Table No. 74 (Pacific Time) listing routes between Portland and Spokane with bus and daily service times.

Walla Walla — Wallula

Table No. 75 (Pacific Time) listing routes between Walla Walla and Wallula.

Ayer — Spokane

See Page 40 for bus service. Rail tickets honored.

Table No. 76 (Pacific Time) listing routes between Ayer and Spokane.

Colfax — Moscow

See Page 40 for bus service. Rail tickets honored.

Table No. 76a (Pacific Time) listing routes between Colfax and Moscow.

Ayer — Lewiston

See Page 40 for supplemental bus service. Rail tickets honored.

Table No. 77 (Pacific Time) listing routes between Ayer and Lewiston.

Hinkle — Yakima

See Page 40, Table 84a, for bus service. Rail tickets honored.

Table No. 78 (Pacific Time) listing routes between Hinkle and Yakima.

Footnotes for Page 39

Footnote details including daily service, stops on signal, and bus service information.

Spokane — Tekoa — Wallace

Table No. 79 (Pacific Time) listing routes between Spokane, Tekoa, and Wallace.

For equipment see page 21.

Connecting Bus Service

Pendleton — Walla Walla — Lewiston — Pullman — Moscow — Colfax — Spokane

Table No. 84 (Pacific Time) connecting bus service between Pendleton, Walla Walla, Lewiston, Pullman, Moscow, Colfax, and Spokane.

Pendleton—Walla Walla—Yakima

Table No. 84a (Pacific Time) connecting bus service between Pendleton, Walla Walla, and Yakima.

The Dalles — Shaniko — Bend

Table No. 86 (Pacific Time) connecting bus service between The Dalles, Shaniko, and Bend.

Fremont — Lincoln

Table No. 88 (Central Time) connecting bus service between Fremont and Lincoln.

Columbus — Lincoln

Table No. 89 (Central Time) connecting bus service between Columbus and Lincoln.

Grand Island — Hastings

Table No. 90 (Central Time) connecting bus service between Grand Island and Hastings.

Lincoln — Omaha (Rail Tickets Honored)

Table No. 91 (Central Time) connecting bus service between Lincoln and Omaha.

Lincoln — Grand Island (Rail Tickets Honored)

Table No. 91a (Central Time) connecting bus service between Lincoln and Grand Island.

Shoshone - Twin Falls via Sun Valley Stages

Table No. 92 (Mountain Time) connecting bus service between Shoshone and Twin Falls.

Connections at Omaha

Table showing connections at Omaha for C. M. St. P. & P. routes to various destinations.

Table showing connections at Omaha for Wabash routes to various destinations.

Table showing connections at Omaha for C. B. & Q. routes to various destinations.

Table showing connections at Omaha for C. G. W. routes to various destinations.

Connections at Kansas City

Table showing connections at Kansas City for C. G. W. routes to various destinations.

Table showing connections at Kansas City for K. C. S. routes to various destinations.

Table showing connections at Kansas City for C. R. I. & P. routes to various destinations.

Table showing connections at Kansas City for C. R. I. & P. routes to various destinations.

Table showing connections at Kansas City for C. B. & Q. routes to various destinations.

Table showing connections at Kansas City for Wabash routes to various destinations.

Western Greyhound Lines—Rail tickets honored. Pacific Trailways—Rail tickets honored. Capitol Stages—Rail tickets honored. Daily except Sunday. (H.S.) Highway Stop. (†) Stops only on signal. Buses use bus stations at Fremont and Lincoln, not railroad depots.

For explanation of reference marks, see page 42.

Connections at Denver

Table with columns for train numbers (19, 7, 17, 1, 2, 18, 8, 20, 27-7, 201, 21-1, C & S - AT & SF, 2-22, 190, 8-28) and destinations (Denver, Colorado Springs, Pueblo, Canon City, Glenwood Sprgs, Grand Junction, Thompson, Provo, Salt Lake City).

Connections at Spokane and Butte

Table with columns for train numbers (2-Bus, 26, N. P., 25, Bus-1, Bus-2, 26, N. P., 25, 1-Bus, 16, The Milwaukee Road, 15) and destinations (Spokane, Helena, Missoula, Butte, Bozeman, Livingston, Billings, Miles City, Dickinson, Bismarck, Three Forks, Lombard, Harlowton, Melstone, Forsyth, Miles City).

Connections at Seattle

Table with columns for train numbers (358, 360, 362, Great Northern, 357, 359, 361) and destinations (Seattle, Edmonds, Everett, Bellingham, New Westminster, Vancouver).

Connections at Salt Lake City

Table with columns for train numbers (17, 1, Western Pacific, 2, 18) and destinations (Salt Lake City, Sacramento (P.T.), Stockton, Oakland, San Francisco (P.T.)).

Connections at Los Angeles

Table with columns for train numbers (80, *78, 76, 74, 72, 70, A. T. & S. F., 71, 73, 75, 77, 79, *81) and destinations (Los Angeles, Fullerton, Anaheim, Orange, Santa Ana, Oceanside, Del Mar, San Diego).

Footnotes for Pages 41, 42 and 43

All trains daily except when otherwise indicated.
f Stops on signal.
▲ Operates June 1 to Sept. 15 inc.
* Daily
† Daily except Saturday.
□ Connecting service between Rio Grande Trailways.
Time from 12.01 midnight to 12.00 noon shown in light face type.
Time from 12.01 noon to 12.00 midnight shown in heavy face type.

UNION PACIFIC TRAINS

Boise, Idaho: Union Pacific Station.
Butte, Montana: Union Pacific Station.
Cheyenne, Wyo: Union Pacific Station.
Chicago, Illinois: Union Pacific Station, Canal Street and Jackson Boulevard.
Denver, Colorado: Union Pacific Station.
Kansas City, Mo: Union Pacific Station, Main Street and Union Station Plaza.
Los Angeles, Calif: Los Angeles Union Passenger Terminal.

USE THESE STATIONS

Pocatello, Idaho: Union Pacific Station.
Portland, Oregon: Union Station, Sixth and Johnson Streets.
Riverside, Calif: Union Pacific Station.
San Bernardino, Calif: Union Station.
San Francisco, Calif: Ferry Depot, Foot of Market Street.
Salina, Kansas: Union Station.
Salt Lake City, Utah: Union Pacific Station.
Seattle, Wash: Union Station, 4th Avenue, South, and Jackson Street.
Spokane, Washington: Union Station.
St. Louis, Mo: Union Station, 18th and Market Streets.
Tacoma, Washington: Union Station.
Topeka, Kansas: Union Pacific Station, Railroad and North Jackson Streets.
Yakima, Wash: Union Pacific Station.

Relax on a train—rent a new Hertz car there.

TRY THE HERTZ RAIL-AUTO TRAVEL PLAN!

Here's the way to go places. Stretch out, get comfortable on a fast train. Arrive refreshed. Then, step into a clean, dependable new Hertz car.

That's traveling! Easy traveling, too. Your ticket agent will reserve your Hertz car when you buy your ticket. No charge. Low Hertz rates (very low by the week) cover all gasoline, oil and proper insurance. So next trip, try The Hertz Idea! And, ask about "Rent it here . . . Leave it there" service!



Connections at Chicago and St. Louis

Times Shown Below are Standard Time

New York Central System Chicago, Buffalo, Albany, New York, Boston

Table with columns for train numbers (90, 2, 26, 68, 8, 28, 6) and destinations (Chicago (C.T.), Cleveland, Buffalo, Albany, New York (E.T.), Boston (E.T.)).

Chicago-Indianapolis-Cincinnati

Table with columns for train numbers (310, 304, 302, Central Station, 303, 321, 307) and destinations (Chicago (C.T.), Indianapolis (E.T.), Cincinnati (E.T.)).

St. Louis, Cleveland, New York

Table with columns for train numbers (312-6, 51-315, 41) and destinations (St. Louis (C.T.), Cleveland, New York (E.T.)).

Chicago-Cincinnati-Washington-Norfolk

Table with columns for train numbers (304, 28, 302, Central Station, 27, 303, 321, 368, 358-20, 356, 8, 44-22, La Salle St. Station, 19-39, 17, 355, 21-357, 369) and destinations (Chicago (C.T.), Toledo, Indianapolis (E.T.), Washington (C. & O.), Richmond (C. & O.), Norfolk (E.T.) & O (M.C.)).

Chicago-Detroit-Toronto-Montreal

Table with columns for train numbers (368, 358-20, 356, 8, 44-22, La Salle St. Station, 19-39, 17, 355, 21-357, 369) and destinations (Chicago (C.T.), Kalamazoo (E.T.), Battle Creek, Jackson, Detroit, Toronto (C.P.), Montreal (C.P.) (CN)).

Pennsylvania Railroad

Chicago, Washington, New York

Table with columns for train numbers (54, 50, 28, 48, 22, 52, Union Station, 23, 49, 29, 65, 53) and destinations (Chicago (C.T.), Pittsburgh (E.T.), Harrisburg, Washington, Philadelphia (North), New York (E.T.)).

Chicago, Cincinnati, Norfolk

Table with columns for train numbers (74, 72, 70, Union Station, 71, 73, 75, 6-16, 32, 30, 4, 33, 31, 3) and destinations (Chicago (C.T.), Logansport, Richmond, Cincinnati (E.T.), Norfolk (E.T.) N & W).

St. Louis, Washington, New York

Table with columns for train numbers (11, 1, 3) and destinations (St. Louis (C.T.), Indianapolis, Pittsburgh (E.T.), Washington, New York (E.T.)).

Baltimore and Ohio Railroad

Chicago-Washington-Baltimore

Table with columns for train numbers (8, 6, 26, 10, Grand Central Station, 9, 5, 25, 7, 12, 4, 2, 11, 1, 3) and destinations (Chicago (C.T.), Pittsburgh (E.T.), Washington (E.T.), Baltimore (Camden Sta.)).

St. Louis-Washington-Baltimore

Table with columns for train numbers (11, 1, 3) and destinations (St. Louis (C.T.), Cincinnati (E.T.), Washington (E.T.), Baltimore (Camden Sta.)).

Gulf Mobile & Ohio R. R.

Chicago-St. Louis

Table with columns for train numbers (7, 5, 3, 1, Union Station, 2, 4, 6, 8, 11, 21, 17, Dearborn Station, 18, 10, 24) and destinations (Chicago (C.T.), Springfield, St. Louis (C.T.)).

Wabash R. R.

Chicago-St. Louis

Table with columns for train numbers (11, 21, 17, Dearborn Station, 18, 10, 24) and destinations (Chicago (C.T.), Decatur, St. Louis (C.T.)).

Erie Railroad

Chicago, Youngstown, New York

Table with columns for train numbers (8, 2, 6, Dearborn Station, 1, 5, 7, 29, 21, 22, 30, 6, 8, La Salle Street Station, 5, 7) and destinations (Chicago (C.S.T.), Youngstown (E.S.T.), New York (E.S.T.)).

Illinois Central Railroad

Chicago, St. Louis

Table with columns for train numbers (8, 2, 6, Dearborn Station, 1, 5, 7, 29, 21, 22, 30, 6, 8, La Salle Street Station, 5, 7) and destinations (Chicago (C.S.T.), Springfield, St. Louis).

Nickel Plate - D. L. & W.

Chicago, Cleveland, New York

Table with columns for train numbers (8, 2, 6, Dearborn Station, 1, 5, 7, 29, 21, 22, 30, 6, 8, La Salle Street Station, 5, 7) and destinations (Chicago (C.T.), Cleveland (E.T.), New York (DL&W (E.T.)).

C. & E. I. - L. & N.

Chicago, St. Louis, Evansville, Nashville

Table with columns for train numbers (95, 53, 93-81, Dearborn Station, 80-54, 94, 92, 6, 14, 20-16, Dearborn Station, 5, 15, 17) and destinations (Chicago (C&E I.), St. Louis (L&N.), Evansville (L&N.), Nashville (C.T.) (L&N.)).

Grand Trunk - Canadian National Rys.

Chicago, Toronto, Montreal

Table with columns for train numbers (6, 14, 20-16, Dearborn Station, 5, 15, 17) and destinations (Chicago (C.T.), Hamilton (E.T.), Toronto, Montreal (E.T.)).

RESERVED COACH SEAT CHARGES
"THE CHALLENGER" - "CITY OF LOS ANGELES" - "CITY OF SAN FRANCISCO"

(Federal Transportation Tax of 10% not included)

Table showing fare charges between various cities including Chicago, Ill., Savannah, Ill., Perry, Ia., Omaha, Neb., Grand Island, Neb., Sidney, Neb., Cheyenne, Wyo., Ogden, Utah, Salt Lake City, Utah, Milford, Utah, Las Vegas, Nev., Los Angeles, Cal., Reno, Nev., Sacramento, Cal., and San Francisco, Cal.

"CITY OF ST. LOUIS" - "CITY OF ST. LOUIS-SAN FRANCISCO OVERLAND"

(Federal Transportation Tax of 10% not included)

Table showing fare charges between various cities including St. Louis, Mo., Moberly, Mo., Kansas City, Mo., Topeka, Kan., Salina, Kan., Denver, Colo., Rawlins, Wyo., Ogden, Utah, Salt Lake City, Utah, Milford, Utah, Las Vegas, Nev., Los Angeles, Cal., Reno, Nev., Sacramento, Cal., and San Francisco, Cal.

Each person occupying a seat, including children, must pay full Reserved Coach Seat Fare.

NO REFUND unless space released not later than:

- (a) 48 hours before departure if bought more than 48 hours in advance.
(b) 24 hours before departure if bought 24 to 48 hours in advance.
(c) 3 hours before departure if bought on day of departure.

Only exception is for missed connection due to delayed trains.

- 1 Charge not applicable locally on Wabash R. R.
2 Charge not applicable locally Chicago-Savanna, Ill. inclusive.
The Reserved Seat charge does not apply on trips made within the State of California.

Check the advantages of the . . .

Family Travel Plan

- Saves money when family travels together by train
Good in coaches or sleeping cars
Liberal free baggage allowance
Start trip on Monday, Tuesday, Wednesday or Thursday.

On Round Trips return on any day of the week
Ask your local Union Pacific Agent to figure the cost for you



Union Pacific

ONE WAY RAIL FARES - 30 DAY LIMIT (Federal Transportation Tax of 10% not included)

These Westbound fares are compiled from current Tariffs as of January 1, 1959, for information only. Not to be used for selling purposes. Subject to change without notice.

Large table listing one-way rail fares from various cities (FROM) to other cities (TO) with class of service (CLASS). Cities include Albany, Albany, Atlanta, Baltimore, Birmingham, Boston, Buffalo, Charleston, Chattanooga, Chicago, Cincinnati, Cleveland, Columbus, Columbia, Denver, Detroit, Evansville, Greensboro, Hartford, Indianapolis, Jacksonville, Kansas City, Knoxville, Louisville, Memphis, Milwaukee, Minneapolis, Montgomery, Nashville, New Haven, New Orleans, New York, Norfolk, Omaha, Peoria, Philadelphia, Portland, Richmond, Rochester, Salt Lake City, Savannah, Springfield, St. Paul, St. Louis, Washington, and Westinghouse.

ROUND TRIP RAIL FARES — SIX MONTHS LIMIT

(Federal Transportation Tax of 10% not included)

These Westbound fares are compiled from current Tariffs as of January 1, 1959 for information only. Not to be used for selling purposes. Subject to change without notice.

Main table with columns: FROM, TO (CLASS), and fare rates for various cities including Los Angeles, San Francisco, Portland, Spokane, Salt Lake City, Cedar City, West Yellowstone, Sun Valley, and Denver.

Main table with columns: FROM, TO (CLASS), and fare rates for various cities including Louisville, Madison, Memphis, Montgomery, Montreal, New Orleans, Norfolk, Oklahoma City, Peoria, Philadelphia, Pittsburgh, Portland, Rockford, St. Paul, Savannah, Sioux Falls, Springfield, Syracuse, Toledo, Trenton, Tulsa, Washington, and Wheeling.

Fares apply during Park Season. Applies via Omaha in one direction. Via G. T. or Wash 100.05. To Portland only. To Los Angeles only. One way via Omaha. Fares to Lewiston, Ida. slightly higher. To Portland, Fares to Tacoma or Seattle slightly higher. To W. Yellowstone only. To Victor First \$22.15; Coach \$15.85. Via B. & O.; via Erie R.R. F. \$138.78 — C. \$99.81. Via B. & O.; via Erie R.R. F. \$119.53 — C. \$86.11. Via N.Y.C.; via Penna. R.R. F. \$148.25 — C. \$104.90. Via N.Y.C.; via Penna. R.R. F. \$129.00 — C. \$91.20. To Walla Walla slightly lower.

