

April 24, 1955

April 24, 1955

Page 3


TABLE

# UNION PACIFIC RAILROAD

# UNION PACIFIC RAILROAD

TIME TABLES

TIME TABLES







to **CALIFORNIA**



and

The **PACIFIC NORTHWEST**

**NEW  
SMART  
DISTINCTIVE**

*Domeliners*



*In Astra Dome Coaches and in Observation Lounge Cars, dome seats are placed at a convenient angle to provide an unobstructed view.*

**"The CHALLENGER"** Beautiful Astra Dome Coaches and Astra Dome Observation Lounge Cars are now in service on this famous train. Daily service between Chicago-Los Angeles.

**"CITY OF LOS ANGELES"** Is fully equipped with Astra Dome Observation Lounge Cars and will soon be equipped with Astra Dome Diners. Ultra modern, striking in appearance. Daily service, Chicago-Los Angeles.

**"CITY OF PORTLAND"** Is equipped with latest type Astra Dome Coaches and luxurious Astra Dome Observation Lounge Cars. Astra Dome Dining Cars, in which it will be a sheer delight to partake of "Meals That Appeal", will be in service soon. These cars represent the newest and finest dome equipment on rails. Daily service, Chicago-Portland-Seattle.

All Astra Dome cars feature double capacity air conditioning and many other Union Pacific innovations. The Astra Dome Diners will be the first dome-type dining cars in transcontinental service.

For complete travel enjoyment, ride the Domeliners when traveling between Chicago and the Pacific Coast. There's no extra fare on Union Pacific!



**UNION PACIFIC RAILROAD**



TABLE OF CONTENTS

Section Page
Index to Union Pacific Stations... 3 to 5
Coast to Coast Sleeping Car Service... 6 and 7
Equipment of Through Trains... 8 to 23
Condensed Train Schedules... 8 to 23
Complete Train Schedules... 24 to 41
Map of Union Pacific and Connecting Lines... 26 and 27
Connecting Rail Lines Service... 32, 43 and 44

INFORMATION

Miles shown on mile posts read westward from Council Bluffs, Iowa. Miles shown herein are from Omaha, Nebraska. (Variance approximately 3 miles.)

Time from midnight to noon inclusive, is indicated by light face type; from noon to midnight inclusive, by dark face type.

Any person who, because of mental, physical or other disability, is incapable of properly caring for himself or herself, will be received as a passenger ONLY when accompanied by a competent attendant.

New leg rest seat coaches are assigned to the Pacific Coast Streamliners. Every effort is made to maintain this service, but operation of non-leg rest coaches may be necessary on occasions, due to emergencies or shortages.

On trains that carry chair car porters, there is no charge for the services of the porter. He will, however, collect a nominal charge for pillows.

Children under 5 years of age ride free, when accompanied by parent or guardian; 5 years of age and under 12, pay one-half fare; 12 years of age and over, pay full fare.

Should any question or difference of understanding arise with agents or conductors as to proper fare or ticket privileges, please pay fare requested, take receipt, and communicate with General Passenger Traffic Manager, Omaha 2, Nebr.

Tickets unused or partly used, will be redeemed under tariff regulations at proper value. Consult any Union Pacific office or write to Gen'l Passenger Traffic Mgr., Omaha 2, Nebr.

Stoppers are permitted at all points within final limit of tickets by notifying conductor.

Many attractive side trips and optional routes are available. Ask your local Agent or any Union Pacific representative for details.

Tickets reading via Union Pacific Railroad, with certain exceptions, will be honored by Overland Greyhound Bus Lines between any two points between which those two companies jointly operate.

You are requested to purchase your tickets before boarding the train.

At Chicago the Parmelee coupon on a through railroad ticket entitles the holder, without additional charge, to have himself and hand luggage transferred in a Parmelee car from his incoming to his outgoing station or to a downtown destination. Or, when there is at least a 3-hour interval between arrival of train in Chicago and scheduled departure time from outgoing station, Parmelee will transfer such luggage to the passenger's outgoing station where it can be claimed at the parcel check room. The charge for this service is the usual

parcel checking fee plus a 25 cent charge made by the Parmelee Co. for each bag or parcel.

It is desirable to mark or tag each piece of baggage (for easy identification) with your name and address and, in addition, place your name and permanent address inside each piece, whether it is checked or carried with you on the train. Ask Ticket or Baggage Agent for free address labels.

For the convenience and comfort of themselves and others, passengers are requested to check their hand baggage whenever possible, except that actually needed for personal use enroute. No responsibility is assumed for unchecked articles left in stations, on platforms or in cars.

Checkable baggage consists of wearing apparel, toilet articles and such personal effects as the passenger may need for use on the trip.

Money, jewelry, negotiable papers, liquids, fragile or perishable articles, radios, typewriters, dishes and household goods must not be included in checked baggage.

One hundred and fifty (150) pounds of baggage, not exceeding one hundred dollars (\$100.00) in value, may be checked free on each adult ticket, and one-half those amounts in connection with half-fare tickets.

Passengers have the privilege of declaring additional value on checked baggage, not to exceed a total of \$2500.00, upon payment of a nominal charge. Consult Baggage Agent.

Dogs or other small household pets will be transported in baggage cars, subject to tariff regulations, or they may be taken into room accommodations when in suitable containers and subject to Pullman Company regulations. Ask your Agent for full details.

No single piece of baggage, exceeding 300 pounds in weight, 72 inches in greatest dimension, or single shipments in excess of \$2500.00 in value, will be checked. Exception: Boxes of heavy or corrugated pasteboard are limited to a gross weight of 50 pounds each.

All baggage should be marked plainly on outside with name and address of the owner.

Certain trains provide only limited handling of checked baggage to and from intermediate points. Consult agents or passenger representatives for details.

In case of lost articles, communicate with Manager, Mail, Baggage & Express Traffic, Omaha 2, Nebr.

Union Pacific Railroad is not responsible for errors in time tables, inconvenience or loss resulting from delayed trains, failure to make connections, air conditioning failures, or emergency substitutions in equipment. Schedules, consists and designations of trains shown in this folder are subject to change without notice.

INDEX OF CONDENSED THROUGH TIME TABLES

Table with columns: BETWEEN AND, TABLE, BETWEEN AND, TABLE, BETWEEN AND, TABLE. Lists routes between cities like New York City, Los Angeles, San Francisco, Chicago, Omaha, St. Louis, Kansas City, Denver, Reno, San Francisco, Salt Lake City, Cedar City, Las Vegas, Pasadena, Los Angeles, West Yellowstone, Victor, etc.

For Condensed Through Schedules to and from Utah-Arizona Parks (Cedar City, Utah) see Table 4, Page 31

INDEX TO UNION PACIFIC STATIONS

Each Time Table is numbered. The numbers opposite the Stations are the numbers of the time tables in which the stations are shown. Stations marked \* are located on Divisions indicated by table numbers, but are not shown in folder tables.

Large index table with columns: Table No., Station Name, Table No., Station Name, Table No., Station Name, Table No., Station Name, Table No., Station Name. Lists hundreds of stations across various states and territories with corresponding table numbers.



Table of locations and table numbers for the western United States, including entries for Colorado, Idaho, Nebraska, Oregon, and Utah.

Stations marked ■ are located on Divisions indicated by table numbers, but are not shown in folder tables.

Table of locations and table numbers for the western United States, including entries for Nevada, California, Arizona, and Washington.

Stations marked ■ are located on Divisions indicated by table numbers, but are not shown in folder tables.





### COAST-TO-COAST THROUGH SLEEPING CAR SERVICE

Between New York City and Los Angeles

Pennsylvania Limited No. 1		New York and Los Angeles via Pennsylvania Railroad and Overland Route		Domeliner City of Los Angeles No. 104		The Chicagoan No. 59		New York and Los Angeles via New York Central and Overland Route		Domeliner City of Los Angeles No. 104	
Daily—Example		Daily—Example		Daily—Example		Daily—Example		Daily—Example		Daily—Example	
5.55	SAT	Lv New York (E. S. T.)	Ar	8.20	WED	9.00	SAT	Lv New York (E.S.T.)	Ar	8.00	WED
7.25	SAT	Lv N. Philadelphia (E.S.T.)	Ar	6.51	"	1.40	SUN	Ar Chicago (C.S.T.)	Lv	3.15	TUE
2.15	SUN	Lv Pittsburgh (E.S.T.)	Ar	12.07	WED	C. & N. W.		C. & N. W.		C. & N. W.	
9.45	SUN	Ar Chicago (C. S. T.)	Lv	3.00	TUE	7.15	SUN	Lv Chicago (C.S.T.)	Ar	10.30	TUE
C. & N. W.		C. & N. W.		C. & N. W.		Union Pacific		Union Pacific		Union Pacific	
7.15	SUN	Lv Chicago (C.S.T.)	Ar	10.30	TUE	10.53	SUN	" Cedar Rapids	Lv	6.41	"
10.53	"	" Cedar Rapids	Lv	6.41	"	12.53	MON	" Boone	"	4.52	"
12.53	MON	" Boone	"	4.52	"	3.10	MON	Ar Omaha	Lv	2.35	TUE
3.10	MON	Ar Omaha	Lv	2.35	TUE	Union Pacific		Union Pacific		Union Pacific	
3.25	MON	Lv Omaha	Ar	2.20	TUE	3.25	MON	Lv Omaha	Ar	2.20	TUE
5.25	"	" Grand Island	Lv	12.11	TUE	5.25	"	" Grand Island	Lv	12.11	TUE
7.10	"	Ar N. Platte (C.S.T.)	Lv	10.18	MON	7.10	"	Ar N. Platte (C.S.T.)	Lv	10.18	MON
6.15	"	Lv N. Platte (M.S.T.)	Ar	9.13	"	6.15	"	Lv N. Platte (M.S.T.)	Ar	9.13	"
7.56	"	" Sidney	Lv	7.35	"	7.56	"	" Sidney	Lv	7.35	"
9.35	"	Ar Cheyenne	Lv	6.15	"	9.35	"	Ar Cheyenne	Lv	6.15	"
9.45	"	Lv Cheyenne	Ar	6.05	"	9.45	"	Lv Cheyenne	Ar	6.05	"
11.05	"	" Laramie	Lv	4.50	"	11.05	"	" Laramie	Lv	4.50	"
1.00	"	" Rawlins	"	3.00	"	1.00	"	" Rawlins	"	3.00	"
3.25	"	" Green River	"	12.40	"	3.25	"	" Green River	"	12.40	"
6.55	"	" Ogden	"	9.15	"	6.55	"	" Ogden	"	9.15	"
7.50	"	" Salt Lake City	"	8.20	"	7.50	"	" Salt Lake City	"	8.20	"
11.00	MON	" Milford (M.S.T.)	Lv	5.03	MON	11.00	MON	" Milford (M.S.T.)	Lv	5.03	MON
2.55	TUE	Lv Las Vegas (P.S.T.)	Ar	11.15	SUN	2.55	TUE	Lv Las Vegas (P.S.T.)	Ar	11.15	SUN
7.50	"	Ar San Bernardino	Lv	6.08	"	7.50	"	Ar San Bernardino	Lv	6.08	"
8.15	"	" Riverside	"	5.43	"	8.15	"	" Riverside	"	5.43	"
9.10	"	" East Los Angeles	"	4.50	"	9.10	"	" East Los Angeles	"	4.50	"
9.30	TUE	Ar Los Angeles	Lv	4.30	SUN	9.30	TUE	Ar Los Angeles	Lv	4.30	SUN
9.35	TUE	Ar Alhambra	"	3.55	SUN	9.35	TUE	Ar Alhambra	"	3.55	SUN
9.50	"	Ar Pasadena	"	3.40	"	9.50	"	Ar Pasadena	"	3.40	"
10.10	"	Ar Glendale (City)	"	3.10	"	10.10	"	Ar Glendale (City)	"	3.10	"
10.20	"	Ar Anaheim	"	3.10	"	10.20	"	Ar Anaheim	"	3.10	"
10.05	"	Ar Long Beach	"	3.20	"	10.05	"	Ar Long Beach	"	3.20	"
10.35	TUE	Ar San Pedro (P.S.T.)	Lv	2.50	SUN	10.35	TUE	Ar San Pedro (P.S.T.)	Lv	2.50	SUN

On Saturdays only, car leaves New York on train No. 29, at 10:10 p.m., and arrives Chicago at 2:40 p.m.  
 Motor bus connections with main line trains at East Los Angeles. See tables 7, 8 and 9 for complete information on bus schedules to and from East Los Angeles.

#### Coast-to-Coast Equipment

<b>Nos. 1-103 and 104-48</b>	<b>Nos. 59-103 and 104-68</b>
Standard Sleeping Cars. New York City to Los Angeles— 10 Roomettes, 6 Double Bedrooms. Los Angeles to New York City— 10 Roomettes, 6 Double Bedrooms.	Standard Sleeping Cars. New York City to Los Angeles— 10 Roomettes, 6 Double Bedrooms. Los Angeles to New York City— 10 Roomettes, 6 Double Bedrooms.



### COAST-TO-COAST THROUGH SLEEPING CAR SERVICE

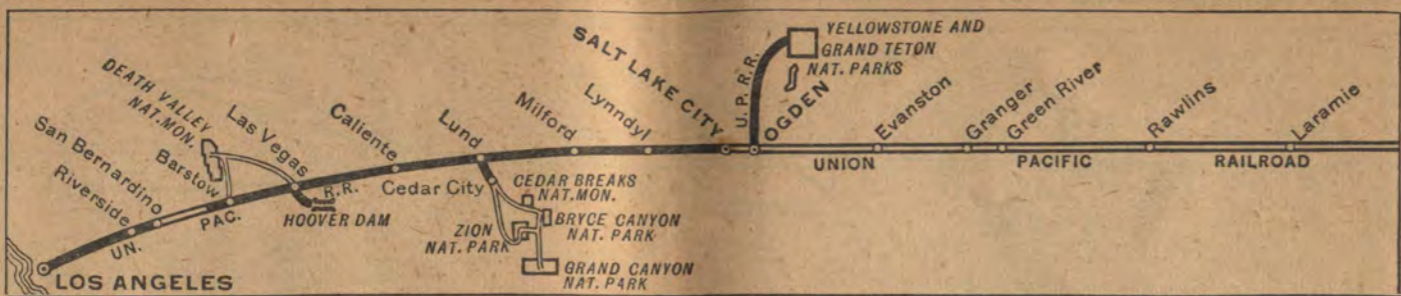
Between New York City and San Francisco

The Chicagoan No. 59		New York and San Francisco via New York Central and Overland Route		City of San Francisco No. 102		Pennsylvania Limited No. 1		New York and San Francisco via Pennsylvania Railroad and Overland Route		City of San Francisco No. 102	
Daily—Example		Daily—Example		Daily—Example		Daily—Example		Daily—Example		Daily—Example	
9.00	SAT	Lv New York (E.S.T.)	Ar	8.00	WED	5.55	SAT	Lv New York (E.S.T.)	Ar	8.20	WED
8.13	SUN	Lv Detroit	Lv	3.15	TUE	7.25	SAT	Lv N. Philadelphia (E.S.T.)	Ar	6.51	"
1.40	SUN	Ar Chicago (C.S.T.)	Lv	3.15	TUE	2.15	SUN	Lv Pittsburgh (E.S.T.)	Ar	12.07	WED
C. & N. W.		C. & N. W.		C. & N. W.		C. & N. W.		C. & N. W.		C. & N. W.	
7.00	SUN	Lv Chicago (C.S.T.)	Ar	11.00	TUE	9.45	SUN	Ar Chicago (C.S.T.)	Lv	3.00	TUE
10.38	SUN	" Cedar Rapids	Lv	7.08	"	Union Pacific		Union Pacific		Union Pacific	
12.38	SUN	" Boone	"	5.17	"	7.00	SUN	Lv Chicago (C.S.T.)	Ar	11.00	TUE
2.55	MON	Ar Omaha	Lv	2.55	TUE	10.38	"	" Cedar Rapids	Lv	7.08	"
Union Pacific		Union Pacific		Union Pacific		Union Pacific		Union Pacific		Union Pacific	
3.05	MON	Lv Omaha	Ar	2.45	TUE	12.38	SUN	" Boone	"	5.17	"
5.05	"	" Grand Island	Lv	12.35	TUE	2.55	MON	Ar Omaha	Lv	2.55	TUE
6.50	"	Ar N. Platte (C. S. T.)	Lv	10.43	MON	C. & N. W.		C. & N. W.		C. & N. W.	
5.55	"	Lv N. Platte (M. S. T.)	Ar	9.38	"	3.05	MON	Lv Omaha	Ar	2.45	TUE
7.38	"	" Sidney	Lv	7.57	"	5.05	"	" Grand Island	Lv	12.35	TUE
9.20	"	Ar Cheyenne	Lv	6.35	"	6.50	"	Ar N. Platte (C. S. T.)	Lv	10.43	MON
9.30	"	Lv Cheyenne	Ar	6.25	"	5.55	"	Lv N. Platte (M. S. T.)	Ar	9.38	"
10.50	"	" Laramie	Lv	5.05	"	7.38	"	" Sidney	Lv	7.57	"
12.45	"	" Rawlins	"	3.15	"	9.20	"	Ar Cheyenne	Lv	6.35	"
3.05	"	" Green River	"	1.00	"	9.30	"	Lv Cheyenne	Ar	6.25	"
6.25	MON	Ar Ogden (M. S. T.)	Lv	9.40	MON	10.50	"	" Laramie	Lv	5.05	"
Southern Pacific		Southern Pacific		Southern Pacific		Southern Pacific		Southern Pacific		Southern Pacific	
6.42	MON	Lv Ogden (M.S.T.)	Ar	9.25	MON	12.45	"	" Rawlins	"	3.15	"
2.43	TUE	" Reno (P.S.T.)	Lv	11.27	SUN	3.05	"	" Green River	"	1.00	"
7.12	"	" Truckee	"	6.58	"	6.25	MON	Ar Ogden (M. S. T.)	Lv	9.40	MON
7.18	"	Ar Sacramento	Lv	6.53	"	City of San Francisco		City of San Francisco		City of San Francisco	
8.53	"	Ar Berkeley	Lv	5.15	"	6.42	MON	Lv Ogden (M.S.T.)	Ar	9.25	MON
9.05	"	" Oakland (16th St.)	"	5.07	"	2.43	TUE	" Reno (P.S.T.)	Lv	11.27	SUN
9.15	"	" Oakland Pier	"	5.00	"	7.12	"	" Truckee	"	6.58	"
9.50	TUE	Ar San Francisco (P.S.T.)	Lv	4.30	SUN	7.18	"	Ar Sacramento	Lv	6.53	"

Conditional stop; consult agent or train conductor. On Saturdays only, car leaves New York on train No. 29, at 10:10 p.m., and arrives Chicago at 2:40 p.m.

<b>Nos. 59-101 and 102-68</b>	<b>Coast-to-Coast Equipment</b>	<b>Nos. 1-101 and 102-48</b>
Standard Sleeping Car. New York City to San Francisco— 10 Roomettes, 6 Double Bedrooms. San Francisco to New York City— 10 Roomettes, 6 Double Bedrooms.	Standard Sleeping Car. New York City to San Francisco— 10 Roomettes, 6 Double Bedrooms. San Francisco to New York City— 10 Roomettes, 6 Double Bedrooms.	Standard Sleeping Car. New York City to San Francisco— 10 Roomettes, 6 Double Bedrooms. San Francisco to New York City— 10 Roomettes, 6 Double Bedrooms.





**NEW YORK, CHICAGO and MINNEAPOLIS to LOS ANGELES via Omaha and Salt Lake City**

**Table A**  
Condensed Schedules  
All Trains Daily

Domeliner City of Los Angeles 103 Daily Example	The Challenger Domeliner 107 Daily Example	San Francisco Overland City of St. Louis 13-27-9 Example	Utah Parks Service 13-27-9-309 Daily Example Summer Season	27-9-309 Summer Service Sat. Only June 18 to Aug. 27, incl.
Lv New York (EST) N.Y.C. 9.00 SA				
Ar Chicago (C.S.T.) 1.40 SU				
Lv New York (EST) Penn. RR 5.55 SA			5.55 SA	
Lv N. Philadelphia (E.S.T.) 7.25 SA			7.25 SA	
Ar Chicago (C.S.T.) 9.45 SU			9.45 SU	
Lv Chicago (CST) C. & N.W. 7.15 SU	9.00 SU	10.45 SU	10.45 SU	1.30 SA
Ar Omaha 3.10 MO	5.00 SU	10.30 SU	10.30 SU	10.35 SA
Lv Minneapolis C. & N.W. 11.40 SU		11.40 SU	11.40 SU	
Ar St. Paul 12.10 "		12.10 "	12.10 "	
Ar Sioux City 6.25 "		6.25 "	6.25 "	
Ar Omaha 8.40 SU		8.40 SU	8.40 SU	
Lv Omaha (C.S.T.) Un. Pac. 3.25 MO	5.10 SU	11.00 SU	11.00 SU	
Ar Fremont 5.10 "	7.08 "	11.58 SU	11.58 SU	
Ar Columbus 5.25 "	7.15 "	12.55 MO	12.55 MO	
Ar Grand Island 5.35 "	7.25 "	2.20 "	2.20 "	
Ar Kearney 5.45 "	7.35 "	3.15 "	3.15 "	
Ar North Platte (C.S.T.) 7.10 "	8.51 "	4.20 "	4.20 "	
Lv North Platte (M.S.T.) 6.15 "	7.56 "	4.55 "	4.55 "	
Ar Sidney 7.56 "	9.35 "	7.30 "	7.30 "	
Ar Cheyenne 9.35 "	11.17 "	10.00 "	10.00 "	
Lv Cheyenne 9.45 "	11.27 SU	10.10 "	10.10 "	
Lv Laramie 11.05 "	12.45 MO	11.50 "	11.50 "	
Ar Rawlins 1.00 "	2.31 "	1.55 "	1.55 "	
Ar Rock Springs 3.25 "	4.45 MO	3.56 "	3.56 "	
Ar Green River 5.05 "	6.25 "	4.45 "	4.45 "	
Ar Evanston 6.45 "	8.00 "	6.55 "	6.55 "	
Ar Ogden 6.55 "	8.30 "	8.45 "	8.45 "	
Lv Ogden 7.40 "	9.10 "	9.05 "	9.05 "	
Ar Salt Lake City 7.50 "	9.05 "	10.00 "	10.00 "	
Lv Salt Lake City 7.50 "	9.05 "	10.30 MO	11.00 MO	
Lv Milford 11.00 MO	12.08 MO	2.10 TU	4.15 TU	
Ar Lund 3.00 TU		3.00 TU	5.00 TU	
Ar Cedar City Bryce-Grand Canyon-Zion Nat. Parks Cedar Breaks Kaibab Forest		4.15 TU	6.30 TU	
Lv Cedar City		*1045 MO	9.00 SA	
Lv Lund 3.00 TU		3.00 TU	3.00 SU	
Lv Callente (M.S.T.) 5.08 "		5.08 "	5.08 "	
Ar Las Vegas (P.S.T.) 2.55 TU	4.00 MO	7.20 "	7.20 "	
Ar San Bernardino 7.50 "	8.50 "	1.00 "	1.00 "	
Ar Riverside 9.10 "	10.10 "	1.30 "	1.30 "	
Ar East Los Angeles 9.30 TU	10.10 "	2.50 "	2.50 "	
Ar Los Angeles (P.S.T.) 9.30 TU	10.30 MO	3.15 TU	3.15 SU	
Ar Alhambra 9.35 TU	10.35 MO	3.15 TU	3.15 SU	
Ar Pasadena 9.50 TU	10.50 "	3.30 "	3.30 "	
Ar Glendale (City) 10.10 TU	11.10 MO	3.55 TU	3.55 SU	
Ar Anaheim 10.20 TU	11.20 MO	4.00 TU	4.00 SU	
Ar Long Beach 10.05 TU	11.05 MO	3.45 TU	3.45 SU	
Ar San Pedro (P.S.T.) 10.35 TU	11.35 MO	4.15 TU	4.15 SU	

**NO EXTRA FARES ON UNION PACIFIC RAILROAD**

**Equipment for Page 8**

**NO. 103—Domeliner CITY OF LOS ANGELES—DAILY**  
Cars from Chicago and Minneapolis-St. Paul run via C. & N. W. to Omaha; thence U. P.  
Dome Observation  
Lounge Car.....Chicago to Los Angeles—for sleeping car passengers.  
Standard Sleeping Cars...Chicago to Los Angeles—Drawing-rooms, Compartments, Bedrooms, Roomettes.  
New York to Los Angeles—10 Roomettes, 6 Double Bedrooms (N.Y.C. No. 59 to Chicago).  
New York to Los Angeles—10 Roomettes, 6 Double Bedrooms (P. R. R. No. 1 to Chicago).  
Minneapolis-St. Paul to Los Angeles—6 Sections, 6 Roomettes, 4 Double Bedrooms (203 to Omaha).  
Dining Car.....Club and a la carte service.  
Reclining Seat—  
Leg Rest Coach.....Chicago to Los Angeles—all seats reserved.  
Cafe Lounge Car.....Chicago to Los Angeles—Club and a la carte service.

**NO. 107—THE CHALLENGER Domeliner—DAILY**

Cars from Chicago run via C. & N. W. to Omaha, thence U. P.  
Dome Observation  
Lounge Car.....Chicago to Los Angeles—for sleeping car passengers.  
Dome Coach.....Chicago to Los Angeles—36 leg rest seats reserved; dome seats not reserved.  
Reclining Seat—  
Leg Rest Coaches.....Chicago to Los Angeles—all seats reserved.  
Omaha to Los Angeles—all seats reserved.  
Las Vegas to Los Angeles—all seats reserved.  
Dining Car.....Chicago to Los Angeles—Challenger meals. (Complete Table Service) Also club and a la carte service.  
Standard Sleeping Cars...Chicago to Los Angeles—Double Bedrooms, Roomettes, Sections.

**NO. 13-27-9—SAN FRAN. OVERLAND—CITY OF ST. LOUIS—DAILY**

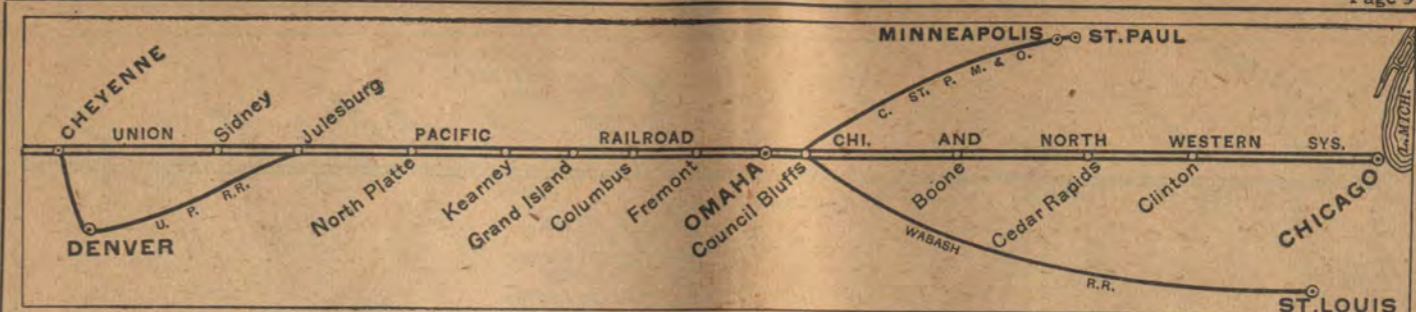
C. & N. W. 13 to Omaha; No. 27 to Ogden; No. 9 to Los Angeles  
C. & N. W. 27 runs on Saturday only (June 18 to August 27, incl.) and takes the through sleeping car and a reserved seat coach for U. P. 27 at Omaha.  
Club Lounge Service.....North Platte to Los Angeles.  
Standard Sleeping Cars...Chicago to Ogden (for San Francisco)—6 Sections, 6 Roomettes, 4 Double Bedrooms. (C. & N. W. 13 Chicago to Omaha).  
Ogden to Los Angeles—12 Rmte., 4 Double Bedrooms (No. 9 from St. Louis).  
Salt Lake City to Los Angeles—6 Sections, 6 Roomettes, 4 Double Bedrooms. (No. 19-18-34 from Spokane).  
Salt Lake City to Cedar City—6 Sections, 6 Roomettes, 4 Double Bedrooms (No. 309—June 11 to Sept. 9—open 9:30 p.m.).  
Cedar City to Los Angeles—6 Sections, 6 Roomettes, 4 Double Bedrooms (No. 310 to Milford—June 12 to September 10).

Reclining Seat Coaches...Chicago to Ogden (for Oakland)—seats not reserved, except on Saturdays, June 18 to August 27, incl. Ogden to Los Angeles—all seats reserved. (No. 9 from St. Louis).  
Salt Lake City to Cedar City—(No. 309—June 11 to September 9).  
Club Lounge Car.....Ogden to Los Angeles—for coach passengers (No. 9 from St. Louis).  
Dining Car.....Club and a la carte service.

**Footnotes for Page 8**

⊙ Through service with U. P. 27 leaving Omaha at 11:00 p.m.  
▲ Motor Bus between Lund and Cedar City.  
⊠ Conditional stop; see Tables 1 or 3.  
♦ Motor bus connections at East Los Angeles. See tables 7, 8 and 9 for complete information on bus schedules to and from East Los Angeles.  
● Limited handling of checked baggage on these trains; consult agent.

△ See Table 4, page 31, for condensed schedule of all service to the Utah-Arizona Parks from the East and from Los Angeles.  
(E.S.T.) Eastern standard time. (C.S.T.) Central standard time.  
(M.S.T.) Mountain standard time. (P.S.T.) Pacific standard time.  
Time from 12.01 midnight to 12.00 noon shown in light face type.  
Time from 12.01 noon to 12.00 midnight shown in heavy face type.



**LOS ANGELES to CHICAGO, NEW YORK and MINNEAPOLIS via Salt Lake City and Omaha**

**Table A**  
Condensed Schedules  
All Trains Daily

Domeliner City of Los Angeles 104 Daily Example	The Challenger Domeliner 108 Daily Example	City of St. Louis-San Francisco Overland 10-28-14 Daily Example	Utah Parks Service 10-309 Daily Example Summer Season
Lv San Pedro (P.S.T.) 2.50 SU	12.20 SU	8.50 SU	8.50 SU
Lv Long Beach 3.20 SU	12.55 SU	9.25 SU	9.25 SU
Lv Anaheim 3.10 SU	12.50 SU	9.20 SU	9.20 SU
Lv Glendale (City) 3.10 SU	12.55 SU	9.25 SU	9.25 SU
Lv Pasadena 3.40 SU	1.20 "	9.50 "	9.50 "
Lv Alhambra 3.55 SU	1.35 SU	10.05 SU	10.05 SU
Lv Los Angeles (P.S.T.) 4.30 SU	2.00 SU	10.30 SU	10.30 SU
Lv East Los Angeles 4.50 SU	2.20 "	10.50 "	10.50 "
Ar Riverside 6.08 SU	3.30 "	11.55 "	11.55 "
Ar San Bernardino 6.08 SU	3.30 "	12.20 "	12.20 "
Lv Las Vegas (P.S.T.) 11.25 SU	8.50 SU	6.30 "	6.30 "
Lv Callente (M.S.T.) 12.05 MO		10.15 SU	10.15 SU
Ar Lund 12.05 MO		5.00 MO	5.00 MO
Ar Cedar City Bryce-Grand Canyon-Zion Nat. Parks Cedar Breaks Kaibab Forest		4.15 MO	6.30 MO
Lv Cedar City		*1045 SU	9.00 SU
Lv Lund 5.03 MO	2.30 MO	12.05 MO	10.25 SU
Ar Milford 8.10 "	5.35 "	4.45 "	11.50 SU
Ar Salt Lake City 8.20 "	5.45 "	5.05 "	4.30 MO
Lv Salt Lake City 8.25 "	6.30 "	6.05 "	5.05 "
Ar Ogden 9.15 "	6.40 "	7.00 "	6.05 "
Ar Ogden 9.15 "	6.40 "	7.00 "	7.00 "
Ar Evanston 10.49 "	8.09 "	8.50 "	8.50 "
Ar Green River 12.40 "	10.00 "	11.10 "	11.10 "
Ar Rock Springs 3.00 "	12.15 "	2.00 "	2.00 "
Ar Laramie 4.50 "	2.05 "	4.20 "	4.20 "
Ar Cheyenne 6.05 "	3.15 "	5.40 "	5.40 "
Lv Cheyenne 6.15 "	3.25 "	7.00 "	7.00 "
Lv Sidney 7.35 "	4.47 "	8.55 "	8.55 "
Ar North Platte (M.S.T.) 9.13 "	6.28 "	11.00 MO	11.00 MO
Lv North Platte (C.S.T.) 10.18 "	7.33 "	12.45 TU	12.45 TU
Ar Kearney 12.11 TU	9.26 "	2.39 "	2.39 "
Ar Grand Island 12.11 TU	9.26 "	3.50 "	3.50 "
Ar Columbus 12.11 TU	9.26 "	5.10 "	5.10 "
Ar Fremont 12.11 TU	9.26 "	6.08 "	6.08 "
Ar Omaha 2.20 TU	11.35 MO	7.00 TU	7.00 TU
Lv Omaha C. & N.W. 2.35 TU	11.45 MO	8.00 TU	8.00 TU
Ar Chicago (C.S.T.) 10.30 TU	7.45 TU	6.15 TU	6.15 TU
Lv Chicago (C.T.) Penn. RR 3.00 TU		3.00 TU	3.00 TU
Ar N. Phila., Pa. (E.S.T.) 6.51 WE		6.51 WE	6.51 WE
Ar New York (E.S.T.) 8.20 WE		8.20 WE	8.20 WE
Lv Chicago (CST) N.Y.C. 3.15 TU		3.15 TU	3.15 TU
Ar New York (E.S.T.) 8.00 WE		8.00 WE	8.00 WE
Lv Omaha C. & N.W. 9.25 TU		9.25 TU	9.25 TU
Ar Sioux City 11.50 "		11.50 "	11.50 "
Ar St. Paul 6.15 "		6.15 "	6.15 "
Ar Minneapolis (C.S.T.) 6.50 TU		6.50 TU	6.50 TU

**NO EXTRA FARES ON UNION PACIFIC RAILROAD**

**Equipment for Page 9**

**NO. 104—Domeliner CITY OF LOS ANGELES—DAILY**  
Cars to Chicago and St. Paul-Minneapolis run via C. & N. W. east of Omaha.  
Dome Observation  
Lounge Car.....Los Angeles to Chicago—for sleeping car passengers.  
Standard Sleeping Cars...Los Angeles to Chicago—Drawing-rooms, Compartments, Bedrooms, Roomettes.  
Los Angeles to New York—10 Roomettes, 6 Double Bdrn. (N.Y.C. No. 68 east of Chicago).  
Los Angeles to New York—10 Roomettes, 6 Double Bedrooms (P. R. R. No. 68 east of Chicago).  
Los Angeles to St. Paul-Minneapolis—6 Secs., 6 Roomettes, 4 Double Bedrooms (204 east of Omaha).  
Dining Car.....Club and a la carte service.  
Reclining Seat—  
Leg Rest Coach.....Los Angeles to Chicago—all seats reserved.  
Cafe Lounge Car.....Los Angeles to Chicago—Club and a la carte service.

**NO. 108—THE CHALLENGER Domeliner—DAILY**

Cars to Chicago run via C. & N. W. east of Omaha.  
Dome Observation  
Lounge Car.....Los Angeles to Chicago—for sleeping car passengers.  
Dome Coach.....Los Angeles to Chicago—36 leg rest seats reserved; dome seats not reserved.  
Reclining Seat—  
Leg Rest Coaches.....Los Angeles to Chicago—all seats reserved.  
Los Angeles to Omaha—all seats reserved.  
Los Angeles to Las Vegas—all seats reserved.  
Dining Car.....Los Angeles to Chicago—Challenger meals. (Complete Table Service) Also club and a la carte service.  
Standard Sleeping Cars...Los Angeles to Chicago—Double Bedrooms, Roomettes, Sections.

**NO. 10-28-14—CITY OF ST. LOUIS—SAN FRANCISCO OVERLAND**

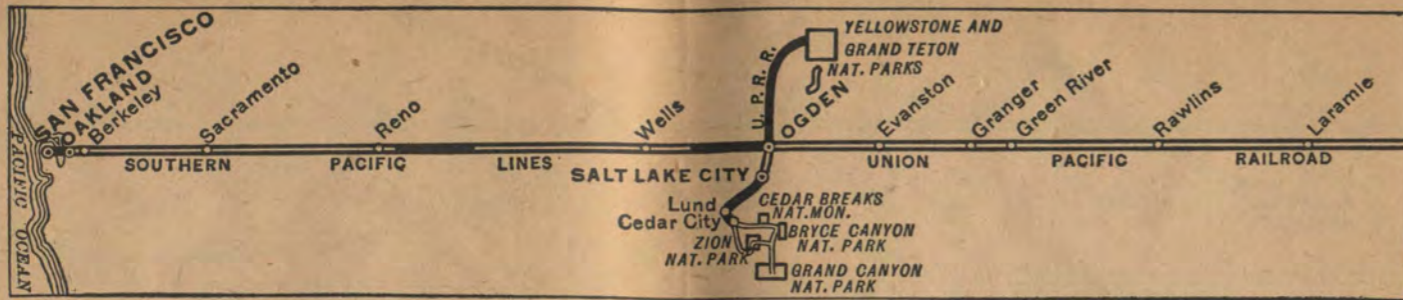
No. 10 to Ogden; No. 28 to Omaha; C. & N. W. 14 to Chicago.  
Club Lounge Service.....Los Angeles to North Platte.  
Standard Sleeping Cars...Ogden to Chicago (from San Francisco)—6 Sections, 6 Roomettes, 4 Double Bedrooms. (C. & N. W. 14 Omaha to Chicago).  
Los Angeles to Ogden—12 Roomettes, 4 Double Bedrooms (No. 10 to St. Louis).  
Los Angeles to Cedar City—6 Sections, 6 Roomettes, 4 Double Bedrooms (No. 309 Milford to Cedar City—June 11 to Sept. 9).  
Cedar City to Salt Lake City—6 Sections, 6 Roomettes, 4 Double Bedrooms (No. 310—June 12 to Sept. 10—occupancy 7:30 a.m.).  
Reclining Seat Coaches...Los Angeles to Green River—all seats reserved (No. 10 to St. Louis).  
Ogden to Chicago—all seats reserved (S.P. 28 from San Francisco).  
Cedar City to Salt Lake City (No. 310—June 12 to Sept. 10).  
Club Lounge Car.....Los Angeles to Ogden—for coach passengers (No. 10 to St. Louis).  
Dining Car.....Los Angeles to North Platte—club and a la carte service.

**Footnotes for Page 9**

(f) Stops only on signal.  
▲ Motor Bus between Lund and Cedar City.  
⊠ Conditional stop; see Tables 1 or 3.  
♦ Motor bus connections at East Los Angeles. See tables 7, 8 and 9 for complete information on bus schedules to and from East Los Angeles.  
● Limited handling of checked baggage on these trains; consult agent.

△ See Table 4, page 31, for condensed schedule of all service to the Utah-Arizona Parks from the East and from Los Angeles.  
(E.S.T.) Eastern standard time. (C.S.T.) Central standard time.  
(M.S.T.) Mountain standard time. (P.S.T.) Pacific standard time.  
Time from 12.01 midnight to 12.00 noon shown in light face type.  
Time from 12.01 noon to 12.00 midnight shown in heavy face type.





**NEW YORK and CHICAGO to SAN FRANCISCO via Omaha**

Table B Condensed Schedules All Trains Daily	Streamliner City of San Francisco 101 ● Daily Example	San Francisco Overland Daily Example	C. & N. W. 27- U. P. 27 ○ Summer Service Saturday Only June 18 to Aug. 27 incl.	
			Example	Example
Lv New York (E.S.T.) N.Y.C.	9.00 SAT			
Lv Cleveland	8.13 SUN			
Ar Chicago (C.S.T.)	1.40 SUN			
Lv New York (EST) Penn.R.R.	5.55 SAT			
Lv N. Phila., Pa. (E.S.T.)	7.25 SAT			
Ar Chicago (C.S.T.)	9.45 SUN			
C. & N. W.				
Lv Chicago (C.S.T.)	7.00 SUN	10.45 SUN	1.30 SAT	
Lv Clinton	9.21 "	2.20 "	4.10 "	
Lv Cedar Rapids	10.38 SUN	4.10 "	5.32 "	
Ar Council Bluffs	2.40 MON	10.11 "	10.20 "	
Ar Omaha	2.55 MON	10.30 "	10.35 SAT	
C. & N. W.				
Lv Minneapolis		203-10 -203		
Lv St. Paul		11.40 SUN		
Lv Sioux City		12.10 "		
Ar Omaha		8.25 "		
Union Pacific				
Lv Omaha (C.S.T.)	3.05 MON	11.00 SUN		
Ar Fremont		11.58 SUN		
Ar Columbus		12.55 MON		
Ar Grand Island		2.20 "		
Ar Kearney		3.15 "		
Ar North Platte (C.S.T.)		5.20 "		
Lv North Platte (M.S.T.)		4.55 "		
Ar Sidney		7.30 "		
Ar Cheyenne		10.00 "		
Lv Cheyenne		10.10 "		
Ar Laramie		11.50 "		
Ar Rawlins		1.55 "		
Ar Rock Springs		3.56 "		
Ar Green River		4.25 "		
Lv Green River		4.45 "		
Ar Evanston		6.55 "		
Ar Ogden (M.S.T.)		8.45 MON		
Lv Salt Lake City (M.S.T.)		7.00 MON		
Southern Pacific				
Lv Ogden (M.S.T.)		9.10 MON		
Ar Reno (P.S.T.)		8.55 TUE		
Ar Truckee		7.50 "		
Ar Sacramento		11.55 "		
Lv Sacramento		12.01 "		
Ar Berkeley		1.53 "		
Ar Oakland (16th St.)		2.05 "		
Ar Oakland Pier		2.15 "		
Ar San Francisco (P.S.T.)		2.50 TUE		

NO EXTRA FARES ON UNION PACIFIC RAILROAD

**Equipment for Page 10**

**NO. 101—Streamliner CITY OF SAN FRANCISCO—Daily**  
 Cars from Chicago run via C. & N. W. to Omaha; U. P. to Ogden; S. P. to San Francisco.  
 Club Lounge Car ⊕..... Chicago to San Francisco (Radio, bath, valet service).  
 Standard Sleeping Cars..... New York to San Francisco—10 Roomettes, 6 Double Bedrooms (P.R.R. No. 1 to Chicago). Car operates every other day—see Page 7.  
 New York to San Francisco—10 Roomettes, 6 Double Bedrooms (N.Y.C. No. 59 to Chicago). Car operates every other day—see Page 7.  
 Chicago to San Francisco—Drawing-rooms, Compts., Double Bedrooms, Roomettes, Sections.

Reclining Seat—  
 Leg Rest Coaches..... Chicago to San Francisco—all seats reserved.  
 Cafe Lounge Car..... Chicago to San Francisco—Moderately priced meals and lounge for coach passengers.  
 Dining Car..... Club and a la carte service.

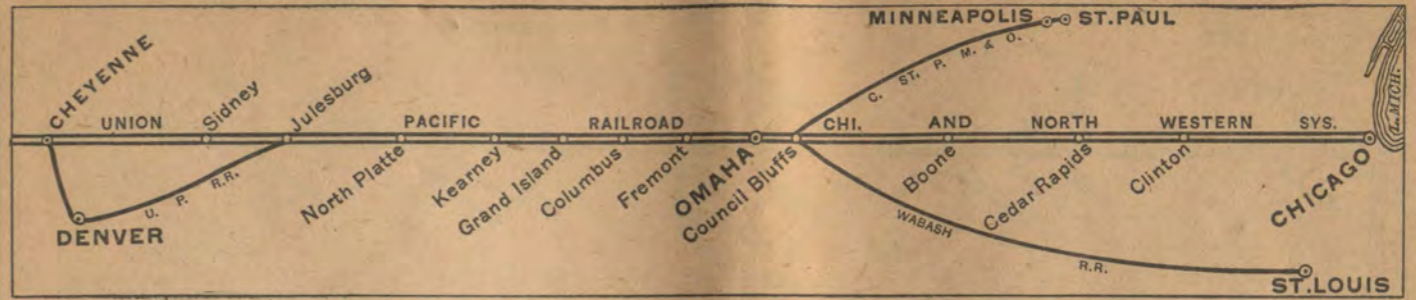
**NO. 13-27—SAN FRANCISCO OVERLAND—DAILY**

Cars from Chicago run via C. & N. W. 13 to Omaha; U. P. 27 to Ogden; S. P. 27 to San Francisco.  
 C. & N. W. 27 runs on Saturday only (June 18 to August 27, incl.) and takes the through sleeping car and a reserved seat coach for U. P. 27 at Omaha.  
 Standard Sleeping Cars..... Chicago to San Francisco—6 Sections, 6 Roomettes, 4 Double Bedrooms.  
 Ogden to San Francisco—6 Sections, 6 Roomettes, 4 Double Bedrooms (No. 9 from St. Louis).  
 Ogden to San Francisco—12 Roomettes, 4 Double Bedrooms (No. 9 from St. Louis).  
 Salt Lake City to San Francisco—6 Sections, 6 Roomettes, 4 Double Bedrooms (No. 29 to Ogden).  
 Reclining Seat Coaches..... Chicago to San Francisco—not reserved, except on Saturdays, June 18 to August 27, incl.  
 Ogden to San Francisco (No. 9 from St. Louis—all seats reserved).  
 Cafe Lounge Car..... Club and a la carte service—from North Platte.

**Footnotes for Page 10**

Passengers Use Ferry Steamer between Oakland Pier and San Francisco.

- ⊕ These lounge cars are for exclusive use of sleeping car passengers.
- ⊙ Through service with U. P. 27 leaving Omaha at 11:00 p.m.  
The City of San Francisco has a lounge car for coach passengers.
- Limited handling of checked baggage on this train; consult agent.
- ⊠ Conditional stop; see table 1.
- (E.S.T.) Eastern standard time.
- (M.S.T.) Mountain standard time.
- (f) Stops only on signal.
- (C.S.T.) Central standard time.
- (P.S.T.) Pacific standard time.
- Time from 12:01 midnight to 12:00 noon shown in light face type.
- Time from 12.01 noon to 12.00 midnight shown in heavy face type.



**SAN FRANCISCO to CHICAGO, and NEW YORK via Omaha**

Table B Condensed Schedules All Trains Daily	Streamliner City of San Francisco 102 ● Daily Example	San Francisco Overland 28-14 Daily Example		
			Example	Example
Southern Pacific				
Lv San Francisco (P.S.T.)	4.30 SUN	11.00 SUN		
Ar Oakland Pier	5.00 "	11.28 "		
Ar Oakland (16th St.)	5.07 "	11.36 "		
Ar Berkeley	5.15 "	11.45 "		
Ar Sacramento	6.53 "	1.37 "		
Lv Sacramento	6.58 "	1.42 "		
Ar Truckee	8 "	5.24 "		
Ar Reno (P.S.T.)	11.27 SUN	6.35 SUN		
Ar Ogden (M.S.T.)	9.25 MON	6.25 MON		
Union Pacific				
Ar Salt Lake City (M.S.T.)		8.00 MON		
Lv Ogden (M.S.T.)		7.00 MON		
Ar Evanston		8.50 "		
Ar Green River		10.45 "		
Lv Green River		11.10 "		
Ar Rock Springs		11.37 "		
Ar Rawlins		2.00 "		
Ar Laramie		4.20 "		
Ar Cheyenne		5.40 "		
Lv Cheyenne		7.00 "		
Ar Sidney		8.55 "		
Ar North Platte (M.S.T.)		11.00 MON		
Lv North Platte (C.S.T.)		12.45 TUE		
Ar Kearney		2.39 "		
Ar Grand Island		3.50 "		
Ar Columbus		5.10 "		
Ar Fremont		6.08 "		
Ar Omaha		7.00 TUE		
C. & N. W.				
Lv Omaha		8.00 TUE		
Lv Council Bluffs		8.33 "		
Ar Cedar Rapids		2.10 "		
Ar Clinton		3.33 "		
Ar Chicago (C.S.T.)		6.15 TUE		
C. & N. W.				
Lv Omaha		(204-9-204) 9.25 TUE		
Ar Sioux City		11.50 "		
Ar St. Paul		6.15 "		
Ar Minneapolis (C.S.T.)		6.50 TUE		
Lv Chicago (C.S.T.) N.Y.C.		3.15 TUE		
Ar New York (E.S.T.)		8.00 WED		
Lv Chicago (C.S.T.) Penn.R.R.		3.00 TUE		
Ar N. Phila., Pa. (E.S.T.)		6.51 WED		
Ar New York (E.S.T.)		8.20 WED		

NO EXTRA FARES ON UNION PACIFIC RAILROAD

**Equipment for Page 11**

**NO. 102—Streamliner CITY OF SAN FRANCISCO—Daily**  
 Runs via S. P. to Ogden, and via C. & N. W. east of Omaha.

Club Lounge Car ⊕..... San Francisco to Chicago (Radio, bath, valet service).  
 Standard Sleeping Cars..... San Francisco to New York—10 Roomettes, 6 Double Bedrooms (P.R.R. No. 48 east of Chicago). Car operates every other day—see Page 7.  
 San Francisco to New York—10 Roomettes, 6 Double Bedrooms (N.Y.C. No. 68 east of Chicago). Car operates every other day—see Page 7.  
 San Francisco to Chicago—Drawing-rooms, Compts., Double Bedrooms, Roomettes, Sections.

Reclining Seat—  
 Leg Rest Coaches..... San Francisco to Chicago—all seats reserved.  
 Cafe Lounge Car..... San Francisco to Chicago—Moderately priced meals and lounge for coach passengers.  
 Dining Car..... Club and a la carte service.

**NO. 28-14—SAN FRANCISCO OVERLAND—DAILY**

Runs via S. P. to Ogden, and via C. & N. W. 14 east of Omaha.  
 Standard Sleeping Cars..... San Francisco to Chicago—6 Sections, 6 Roomettes, 4 Double Bedrooms.  
 San Francisco to Ogden—6 Sections, 6 Roomettes, 4 Double Bedrooms (U.P.-Wab. 10 to St. Louis).  
 San Francisco to Ogden—12 Roomettes, 4 Double Bedrooms (U. P.-Wab. 10 to St. Louis).  
 San Francisco to Salt Lake City—6 Sections, 6 Roomettes, 4 Double Bedrooms, (No. 30 south of Ogden).  
 Reclining Seat Coaches..... San Francisco to Chicago—all seats reserved.  
 San Francisco to Ogden (No. 10 to St. Louis—all seats reserved).  
 Cafe Lounge Car..... Club and a la carte service—to North Platte.

**Footnotes for Page 11**

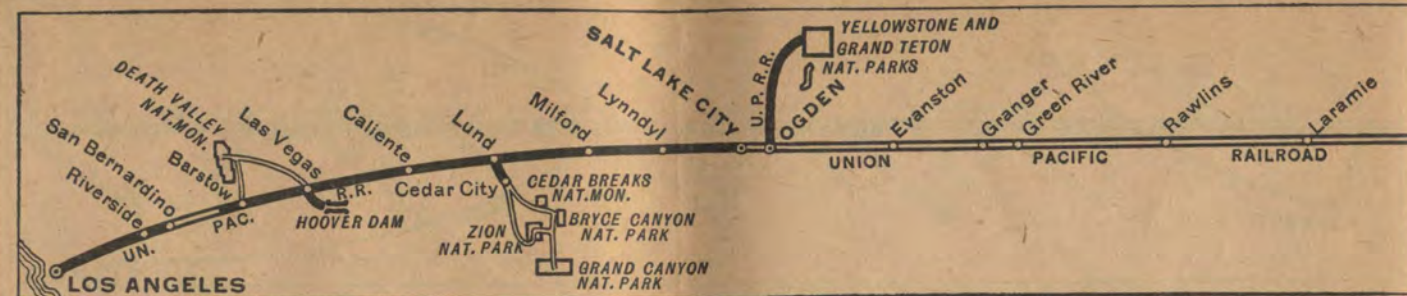
Passengers Use Ferry Steamer between San Francisco and Oakland Pier.

- ⊕ These lounge cars are for the exclusive use of sleeping car passengers.
- The City of San Francisco has a lounge car for coach passengers.
- Limited handling of checked baggage on this trains; consult agent.
- ⊠ Conditional stop; see Table 2.
- (E.S.T.) Eastern standard time.
- (M.S.T.) Mountain standard time.
- (f) Stops only on signal.
- (C.S.T.) Central standard time.
- (P.S.T.) Pacific standard time.
- Time from 12:01 midnight to 12:00 noon shown in light face type.
- Time from 12.01 noon to 12.00 midnight shown in heavy face type.









### ST. LOUIS and KANSAS CITY to LOS ANGELES via Denver

Table D Condensed Schedules All Trains Daily		Streamliner City of St. Louis 9 Example	Utah Parks Service (Summer) 9-30 <sup>9</sup> △ 310-10△ Example
Lv St. Louis (Wab.) (C.S.T.)	4.15 SUN	4.15 SUN	4.15 SUN
Ar Kansas City	9.10 SUN	9.10 SUN	9.10 SUN
Lv Kansas City (U.P.)	9.30 SUN	9.30 SUN	9.30 SUN
Ar Lawrence	10.37	10.37	10.37
Ar Topeka	11.30	11.30	11.30
Ar Manhattan	11.59	11.59	11.59
Ar Junction City	12.49	12.49	12.49
Ar Salina	3.00	3.00	3.00
Ar Ellis (C.S.T.)	2.09	2.09	2.09
Lv Ellis (M.S.T.)	3.20	3.20	3.20
Ar Oakley	7.55	7.55	7.55
Ar Denver	8.25	8.25	8.25
Ar La Salle	9.25	9.25	9.25
Ar Greeley	11.05	11.05	11.05
Ar Cheyenne	11.45	11.45	11.45
Ar Cheyenne	11.45	11.45	11.45
Ar Laramie	1.44	1.44	1.44
Ar Rawlins	4.25	4.25	4.25
Ar Green River	6.30	6.30	6.30
Ar Evanston	8.20	8.20	8.20
Ar Ogden	9.05	9.05	9.05
Ar Ogden	10.00	10.00	10.00
Lv Salt Lake City	10.30	11.00	11.00
Ar Milford	2.10	4.15	4.15
Ar Lund	3.00	5.00	5.00
Ar Cedar City	4.15	6.30	6.30
Lv Cedar City	10.45	9.00	9.00
Lv Lund	3.00	3.00	3.00
Ar Caliente (M.S.T.)	5.08	5.08	5.08
Ar Las Vegas (P.S.T.)	7.05	7.05	7.05
Lv Las Vegas	7.20	7.20	7.20
Ar Barstow	11.03	11.03	11.03
Ar San Bernardino	1.00	1.00	1.00
Ar Riverside	1.30	1.30	1.30
Ar East Los Angeles	2.50	2.50	2.50
Ar Los Angeles (P.S.T.)	3.15	3.15	3.15
Ar Alhambra	3.15	3.15	3.15
Ar Pasadena	3.30	3.30	3.30
Ar Glendale (City)	3.55	3.55	3.55
Ar Anaheim	4.00	4.00	4.00
Ar Long Beach	3.45	3.45	3.45
Ar San Pedro (P.S.T.)	4.15	4.15	4.15

**Equipment for Page 14**

**NO. 9—Streamliner CITY OF ST. LOUIS—DAILY**  
Wabash 9 to Kansas City; No. 9 to Los Angeles.

Club Lounge Car ⊙ . . . . . Kansas City to Los Angeles (Radio).  
Standard Sleeping Cars . . . . . St. Louis to Los Angeles—12 Roomettes, 4 Double Bedrooms.  
St. Louis to Ogden—6 Sections, 6 Roomettes, 4 Double Bedrooms (No. 27 to San Francisco).  
St. Louis to Ogden—12 Roomettes, 4 Double Bedrooms (No. 27 to San Francisco).  
Kansas City to Denver—6 Sections, 6 Roomettes, 4 Double Bedrooms.  
Salt Lake City to Los Angeles—6 Sections, 6 Roomettes, 4 Double Bedrooms (Nos. 19-18-34 from Spokane).  
Salt Lake City to Cedar City—6 Sections, 6 Roomettes, 4 Double Bedrooms (No. 309—June 11 to September 9—open 9:30 p.m.).  
Cedar City to Los Angeles—6 Sections, 6 Roomettes, 4 Double Bedrooms (No. 310 to Milford—June 12 to September 10).  
Reclining Seat Coaches . . . . . St. Louis to Los Angeles.  
St. Louis to Ogden—with leg rests (S. P. 27 to San Francisco).  
Salt Lake City to Cedar City (not reserved) (No. 309—June 11 to September 9).  
Club Lounge Car . . . . . St. Louis to Los Angeles—for coach passengers.  
Dining Car . . . . . Club and a la carte service.

**Footnotes for Page 14**

△ See Table 4, page 31, for condensed schedule of all service to the Utah-Arizona Parks from the East and from Los Angeles.

⊙ This club lounge car is for the exclusive use of sleeping car passengers.

(f) Stops only on signal.      ⊙ Gateway to Utah-Arizona National Parks.

▲ Motor Bus between Lund and Cedar City.      ⊠ Conditional stop; see Table 24 or 30.

◆ Motor bus connections with main line trains at East Los Angeles. See tables 7, 8 and 9 for complete information on bus schedules to and from East Los Angeles.

(C.T.) Central time. (M.T.) Mountain time. (P.T.) Pacific time.

**Time from 12:01 noon to 12:00 midnight shown in heavy face type.**



**Union Pacific Motor Coach Service**  
TO AND FROM EAST LOS ANGELES, CALIF.

- The Union Pacific maintains a passenger station at East Los Angeles, from which it operates motor coaches direct to Glendale, Pasadena, Alhambra, San Pedro, Long Beach, Anaheim, Fullerton, La Habra, Whittier and intermediate points. See Tables 7, 8 and 9 on page 31 for local schedules of all motor coaches.
- Passengers ticketed for those places may leave train at East Los Angeles where waiting motor coaches will take them direct to destination without extra charge. Baggage too, can be checked through to any of those places. These motor coaches also deliver eastbound passengers to the East Los Angeles station.



### LOS ANGELES to KANSAS CITY and ST. LOUIS via Denver

Table D Condensed Schedules All Trains Daily		Streamliner City of St. Louis 10 Example	Utah Parks Service (Summer) 10-30 <sup>9</sup> △ 310-10△ Example
Lv San Pedro (P.S.T.)	8.50 SUN	8.50 SUN	8.50 SUN
Lv Long Beach	9.25 SUN	9.25 SUN	9.25 SUN
Lv Anaheim	9.20 SUN	9.20 SUN	9.20 SUN
Lv Glendale (City)	9.25 SUN	9.25 SUN	9.25 SUN
Lv Pasadena	9.50	9.50	9.50
Lv Alhambra	10.05 SUN	10.05 SUN	10.05 SUN
Lv Los Angeles (P.S.T.)	10.30 SUN	10.30 SUN	10.30 SUN
Ar East Los Angeles	10.50	10.50	10.50
Ar Riverside	11.55	11.55	11.55
Ar San Bernardino	12.20	12.20	12.20
Ar Barstow	2.25	2.25	2.25
Ar Las Vegas (P.S.T.)	6.30	6.30	6.30
Lv Caliente (M.S.T.)	10.15 SUN	10.15 SUN	10.15 SUN
Ar Lund	12.05 MON	12.05 MON	12.05 MON
Ar Cedar City	4.15 MON	6.30 MON	6.30 MON
Lv Cedar City	10.45 SUN	9.00 SUN	9.00 SUN
Lv Lund	12.05 MON	10.25 SUN	10.25 SUN
Ar Milford	12.50	11.50 SUN	11.50 SUN
Ar Salt Lake City	4.45	4.30 MON	4.30 MON
Lv Salt Lake City	5.05	5.05	5.05
Ar Ogden	6.05	6.05	6.05
Lv Ogden	6.50	6.50	6.50
Ar Evanston	8.34	8.34	8.34
Ar Green River	10.30	10.30	10.30
Ar Rawlins	12.50	12.50	12.50
Ar Laramie	2.43 MON	2.43 MON	2.43 MON
Ar Cheyenne	2.45	2.45	2.45
Ar Cheyenne	4.01	4.51 MON	4.51 MON
Ar La Salle	4.15	4.15	4.15
Ar Denver	6.10	6.10	6.10
Lv Denver	6.45	6.45	6.45
Ar Oakley	11.01 MON	11.01 MON	11.01 MON
Ar Ellis (M.S.T.)	12.12	12.12	12.12
Lv Ellis (C.S.T.)	1.21	1.21	1.21
Ar Salina	3.23	3.23	3.23
Ar Junction City	4.32	4.32	4.32
Ar Manhattan	5.03	5.03	5.03
Ar Topeka	5.53	5.53	5.53
Ar Lawrence	7.15	7.15	7.15
Ar Kansas City	7.15	7.15	7.15
Lv Kansas City (Wabash)	7.30	7.30	7.30
Ar St. Louis (C.T.)	12.29	12.29	12.29

**Equipment for Page 15**

**NO. 10—Streamliner CITY OF ST. LOUIS—DAILY**  
No. 10 to Kansas City; Wabash 10 to St. Louis.

Club Lounge Car ⊙ . . . . . Los Angeles to Kansas City (Radio).  
Standard Sleeping Cars . . . . . Los Angeles to St. Louis—12 Rmte., 4 Dbl. Bdrm. 4 Double Bedrooms, (Nos. 33-17-20 thru to Spokane).  
Los Angeles to Salt Lake City—6 Sec., 6 Roomettes, 4 Double Bedrooms, (Nos. 33-17-20 thru to Spokane).  
Los Angeles to Cedar City—6 Sections, 6 Roomettes, 4 Double Bedrooms (No. 309 from Milford—June 11 to September 9).  
Cedar City to Salt Lake City—6 Sections, 6 Roomettes, 4 Double Bedrooms (No. 310—June 12 to September 10—occupancy 7:30 a.m.).  
Ogden to St. Louis—6 Sections, 6 Roomettes, 4 Double Bedrooms (S.P. 28 from San Francisco).  
Ogden to St. Louis—12 Roomettes, 4 Double Bedrooms (S.P. 28 from San Francisco).  
Denver to Kansas City—6 Sections, 6 Roomettes, 4 Double Bedrooms.  
Reclining Seat Coaches . . . . . Los Angeles to St. Louis.  
(All Seats Reserved)      Ogden to St. Louis—with leg rests (S.P. 28 from San Francisco).  
Cedar City to Salt Lake City (not reserved) (No. 310—June 12 to September 10).  
Club Lounge Car . . . . . Los Angeles to St. Louis—for coach passengers.  
Dining Car . . . . . Club and a la carte service.

**Footnotes for Page 15**

△ See Table 4, page 31, for condensed schedule of all service to the Utah-Arizona Parks from the East and from Los Angeles.

⊙ This club lounge car is for the exclusive use of sleeping car passengers.

(f) Stops only on signal.

▲ Motor Bus between Lund and Cedar City.      ⊠ Conditional stop; see Table 24.

◆ Motor bus connections with main line trains at East Los Angeles. See tables 7, 8 and 9 for complete information on bus schedules to and from East Los Angeles.

(C.T.) Central time. (M.T.) Mountain time. (P.T.) Pacific time.

**Time from 12.01 midnight to 12.00 noon shown in light face type.**

**When you travel on the UNION PACIFIC use the RAIL-AUTO PLAN...**

**Have a new car to drive at your destination!**

- A Union Pacific ticket agent will gladly reserve a car when you buy your railroad ticket.
- A fine new car from Hertz will be waiting at your destination to drive as your own, as long as you need it.
- The cost is low, and five or six can ride for the one price. Gas, oil and proper insurance furnished.
- Your car will meet you, if requested, or just take a cab to the convenient Hertz station.

For business or pleasure . . . for convenience unsurpassed . . . ride the Union Pacific . . . and have a car from **HERTZ** at your destination.



ST. LOUIS—KANSAS CITY—SAN FRANCISCO via Denver

Table E Condensed Schedules All Trains Daily. Streamliner City of St. Louis-San Francisco Overland 9-27 Example. Local No. 57 Example. San Francisco Overland-Streamliner City of St. Louis 28-10 Example. Local No. 52 Example.

Equipment for Page 16

NO. 9-27—Streamliner—CITY OF ST. LOUIS—SAN FRANCISCO OVERLAND—DAILY

Wabash No. 9 to Kansas City; No. 9 to Ogden; S. P. No. 27 to San Francisco.

- Club Lounge Service... Kansas City to San Francisco (Radio).
Standard Sleeping Cars... St. Louis to San Francisco—6 Sections, 6 Roomettes, 4 Double Bedrooms.
St. Louis to San Francisco—12 Roomettes, 4 Double Bedrooms.
St. Louis to Ogden—12 Roomettes, 4 Double Bedrooms (No. 9 to Los Angeles).
Kansas City to Denver—6 Sections, 6 Roomettes, 4 Double Bedrooms.
Salt Lake City to San Francisco—6 Sections, 6 Roomettes, 4 Double Bedrooms (No. 29 to Ogden).
Reclining Seat Coaches... St. Louis to San Francisco—with leg rests. (All Seats Reserved)
St. Louis to Ogden (No. 9 to Los Angeles).
Club Lounge Car... St. Louis to San Francisco—for coach passengers.
Dining Car... Club and a la carte service.

NO. 28-10—SAN FRANCISCO OVERLAND—Streamliner—CITY OF ST. LOUIS—DAILY

S. P. No. 28 to Ogden; No. 10 to Kansas City; Wabash No. 10 to St. Louis

- Club Lounge Service... San Francisco to Kansas City (Radio).
Standard Sleeping Cars... San Francisco to St. Louis—6 Sections, 6 Roomettes, 4 Double Bedrooms.
San Francisco to St. Louis—12 Roomettes, 4 Double Bedrooms.
San Francisco to Salt Lake City—6 Sections, 6 Roomettes, 4 Double Bedrooms. (No. 30 south of Ogden).
Ogden to St. Louis—12 Roomettes, 4 Double Bedrooms (No. 10 from Los Angeles).
Denver to Kansas City—6 Sections, 6 Roomettes, 4 Double Bedrooms.
Reclining Seat Coaches... San Francisco to St. Louis—with leg rests. (All Seats Reserved)
Ogden to St. Louis (No. 10 from Los Angeles).
Club Lounge Car... San Francisco to Denver—for coach passengers.
Dining Car... Club and a la carte service.

Footnotes for Page 16

- On the S.P. this train handles checked baggage only for Oakland or beyond.
Conditional stop; see table 24. Conditional stop; see table 30. (f) Stops only on signal. (C.S.T.) Central standard time. (M.S.T.) Mountain standard time. (P.S.T.) Pacific standard time.
Time from 12.01 midnight to 12.00 noon shown in light face type.
Time from 12.01 noon to 12.00 midnight shown in heavy face type.

ST. LOUIS—KANSAS CITY—PORTLAND—SEATTLE via Denver

Table F Condensed Schedules All Trains Daily. Local No. 57 Daily Example. 69-369 -17 Example. Portland Rose 17 Example. Local No. 52 Daily Example. Portland Rose 18 Example.

Equipment for Page 17

NO. 17—PORTLAND ROSE—DAILY

- Club Lounge Car... Kansas City to Portland (Radio).
Standard Sleeping Cars... Kansas City to Portland—6 Sections, 6 Roomettes, 4 Double Bedrooms (occupancy until 7:30 a.m.).
Denver to Portland—14 Sections (occupancy until 7:30 a.m.).
Denver to Yakima—6 Sections, 6 Roomettes, 4 Double Bedrooms (No. 64 beyond Hinkle).
West Yellowstone to Pocatello—6 Sections, 6 Roomettes, 4 Double Bedrooms (No. 36—occupancy until 8:00 a.m.) (June 20 to September 8).
Reclining Seat Coaches... Kansas City to Portland.
Kansas City to Spokane (No. 20 beyond Hinkle).
Dining Car... Club and a la carte service.

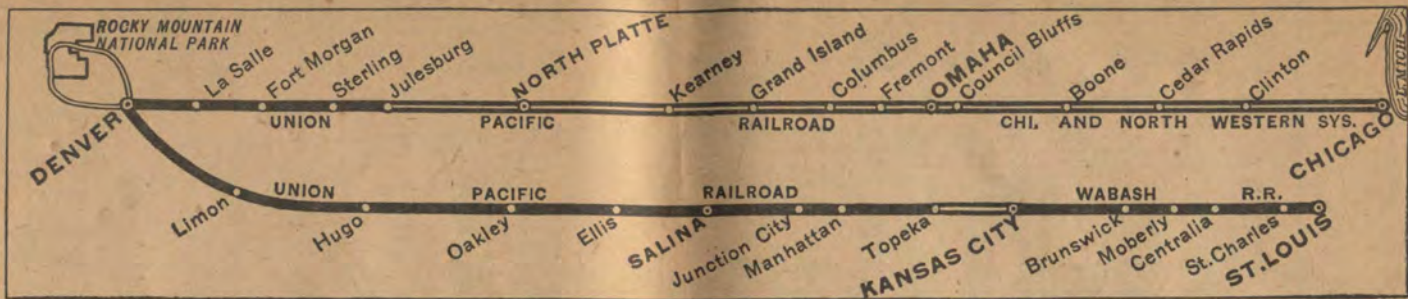
NO. 18—PORTLAND ROSE—DAILY

- Club Lounge Car... Portland to Kansas City (Radio).
Standard Sleeping Cars... Portland to Kansas City—6 Sections, 6 Roomettes, 4 Double Bedrooms.
Portland to Denver—14 Sections.
Yakima to Denver—6 Sections, 6 Roomettes, 4 Double Bedrooms (No. 63 to Hinkle).
Pocatello to West Yellowstone—6 Sections, 6 Roomettes, 4 Double Bedrooms (No. 35—open 9:30 p.m.) (June 20 to September 8).
Reclining Seat Coaches... Portland to Kansas City.
Spokane to Kansas City (No. 19 to Hinkle).
Dining Car... Club and a la carte service.

Footnotes for Page 17

- Conditional stop; see Table 24 or 30. Daily train No. 457. Daily train No. 458.
Motor Bus. This service is provided passengers arriving or departing Shoshone and holding through rail tickets to and from Sun Valley or Ketchum, Idaho.





### CHICAGO-MINNEAPOLIS-OMAHA-DENVER

Table G Condensed Schedules All Trains Daily		Streamliner City of Denver 111 Example	27-85 Example
C. & N. W.			
Lv Chicago (C.S.T.)	5.00	SUN	10.45
Ar Omaha	12.40	MON	10.30
C. & N. W.			
Lv Minneapolis (C.S.T.)	11.40	SUN	11.40
Ar St. Paul	12.10	"	12.10
Ar Sioux City	6.25	"	6.25
Ar Omaha	8.40	SUN	8.40
Union Pacific			
Lv Omaha (C.S.T.)	12.50	MON	11.00
Ar Fremont	12.50	"	11.58
Ar Schuyler	12.50	"	12.29
Ar Columbus	2.00	"	12.55
Ar Central City	2.55	"	1.37
Ar Grand Island	3.33	"	2.20
Ar Kearney	4.50	"	3.15
Ar Lexington	4.50	"	3.58
Ar North Platte (C.S.T.)	4.50	"	5.20
Lv North Platte (M.S.T.)	3.55	"	4.40
Ar Ogallala	5.10	"	5.30
Ar Julesburg	6.05	"	6.10
Ar Sterling	7.34	"	7.18
Ar Fort Morgan	8.30	"	8.06
Ar La Salle	8.30	"	9.14
Ar Denver (M.S.T.)	8.30	MON	10.20

NO EXTRA FARES ON UNION PACIFIC RAILROAD

#### Equipment for Table G

**NO. 111—Streamliner CITY OF DENVER—DAILY**  
Train runs via C. & N. W. to Omaha; thence U. P.  
Standard Sleeping Cars... Chicago to Denver—Drawing-rooms, Compts., Bed-rooms, Roomettes, Sections.  
**The Pub.**... Chicago to Denver.  
Reclining Seat—Leg Rest Coaches... Chicago to Denver (all seats reserved).  
Dining Car... Club and a la carte service.

**NO. 27-85—DAILY**  
No. 27 to North Platte; No. 85 to Denver.  
Standard Sleeping Cars... Omaha to Denver—6 Sections, 6 Roomettes, 4 Double Bedrooms.  
Reclining Seat Coaches... Omaha to Denver—not reserved.  
Cafe Lounge Car... Club and a la carte service. North Platte to Denver.

### DENVER-OMAHA-MINNEAPOLIS-CHICAGO

Table G Condensed Schedules All Trains Daily		Streamliner City of Denver 112 Example	86-28 Example
Union Pacific			
Lv Denver (M.S.T.)	3.30	SUN	6.00
Ar La Salle	4.18	"	6.57
Ar Fort Morgan	5.37	"	8.42
Ar Sterling	6.27	"	9.55
Ar Ogallala	7.32	"	11.15
Ar North Platte (M.S.T.)	8.37	"	12.45
Lv North Platte (C.S.T.)	1.55	SUN	2.39
Ar Lexington	2.39	"	3.50
Ar Kearney	3.50	"	4.15
Ar Grand Island	4.15	"	5.10
Ar Central City	5.10	"	5.30
Ar Columbus	5.30	"	6.08
Ar Schuyler	6.08	"	7.00
Ar Fremont	7.00	MON	8.00
Ar Omaha (C.S.T.)	12.30	MON	6.15
C. & N. W.			
Lv Omaha	12.40	MON	8.00
Ar Chicago (C.S.T.)	8.30	MON	6.15
C. & N. W.			
Lv Omaha	9.25	MON	11.50
Ar Sioux City	11.50	"	6.15
Ar St. Paul	6.15	"	6.50
Ar Minneapolis (C.S.T.)	6.50	MON	

NO EXTRA FARES ON UNION PACIFIC RAILROAD

#### Equipment for Table G

**NO. 112—Streamliner CITY OF DENVER—DAILY**  
Train runs via C. & N. W. east of Omaha.  
Standard Sleeping Cars... Denver to Chicago—Drawing-rooms, Compts., Bed-rooms, Roomettes, Sections.  
**The Pub.**... Denver to Chicago.  
Reclining Seat—Leg Rest Coaches... Denver to Chicago (all seats reserved).  
Dining Car... Club and a la carte service.

**NO. 86-28—DAILY**  
No. 86 to North Platte; No. 28 to Omaha.  
Standard Sleeping Car... Denver to Omaha—6 Sections, 6 Roomettes, 4 Double Bedrooms (Occupancy until 7:30 a.m.).  
Reclining Seat Coach... Denver to Omaha—not reserved.  
Cafe Lounge Car... Club and a la carte service. Denver to North Platte.

#### Footnotes for Page 18

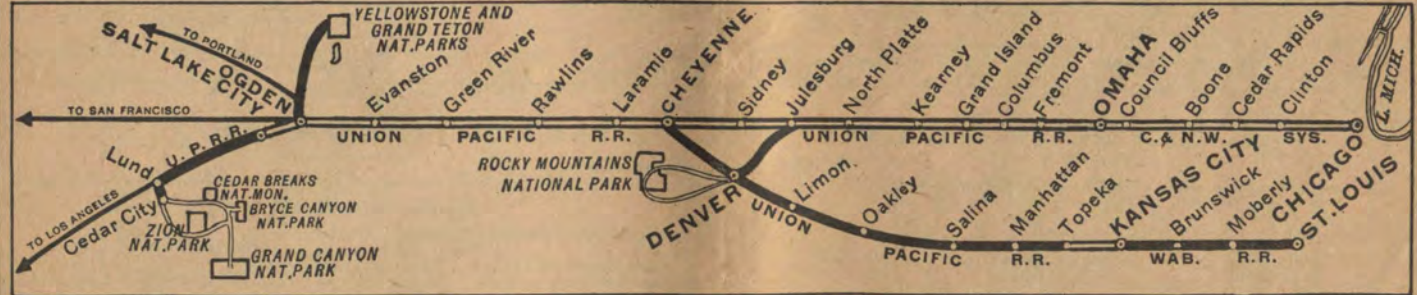
(f) Stops only on signal. (C.S.T.) Central Standard time. (M.S.T.) Mountain Standard time. Time from 12.01 midnight to 12.00 noon shown in light face type. Time from 12.01 noon to 12.00 midnight shown in heavy face type.

### ST. LOUIS-KANSAS CITY-DENVER

The Kansan 39 Example	Portland Rose 17 Example	Str'liner City of St. Louis 9 Example	Table H Condensed Schedules All Trains Daily	Str'liner City of St. Louis 10 Example	Portland Rose 18 Example	The Kansan 40 Example
	10.45 su	4.15 su	Lv St. Louis (C.S.T.)	12.29 mo	7.35 mo	
	6.00 mo	9.10	Ar Kansas City	7.30	11.59 su	
9.15 su	8.30	9.30	Lv Kansas City	7.15	10.30	11.30 su
10.15	9.38	10.37	Ar Lawrence	5.53	9.30	10.35 su
11.05			Ar Topeka	5.03	9.00	10.05
11.36			Ar St. Marys			9.27
11.52			Ar Wamego			9.16
12.20	10.33	11.30	Ar Manhattan	5.03	8.05	8.58
12.42			Ar Fort Riley			8.37
1.00	11.02	11.59	Ar Junction City	4.32	7.40	8.31
1.15			Ar Chapman			8.09
1.21			Ar Detroit			7.58
1.32			Ar Abilene		7.05	7.58
1.42			Ar Solomon			7.30 su
2.00 su	11.54	12.49	Ar Salina	3.23	6.40	
Ar	2.01	3.00	Ar Ellis (C.S.T.)	1.21	4.25	
	1.10	2.09	Lv Ellis (M.S.T.)	12.12 mo	3.15	
	2.23	3.20	Lv Oakley	11.01 su	1.42	
	4.50	5.45	Lv Hugo	8.39	11.15	
	5.09	6.08	Lv Limon	8.20	10.58	
	7.00 mo	7.55 mo	Ar Denver (M.S.T.)	6.45 su	9.30	

#### Equipment for Table H

**NO. 18—PORTLAND ROSE—DAILY**  
Club Lounge Car... Denver to Kansas City (Radio).  
Standard Sleeping Cars... Denver to Kansas City—6 Sections, 6 Roomettes, 4 Double Bedrooms (from Portland).  
Reclining Seat Coach... Denver to Kansas City.  
Dining Car... Club and a la carte service.



### DENVER-SALT LAKE CITY

Local No. 57 Daily Example	Str'liner City of St. Louis 9 Example	Table J Condensed Schedules All Trains Daily	Str'liner City of St. Louis 10 Example	Local 52 Daily Example
8.30 su	8.25 su	Lv Denver (M.S.T.)	6.10 su	5.20 su
9.40	9.40	Ar La Salle	4.15	4.15
11.05 su	11.45 su	Ar Cheyenne	2.43 su	2.45 su
Ar	1.44	Lv Laramie	12.50	
	4.25	Ar Rawlins	10.30	
	6.30	Ar Green River	8.34	
	8.20	Ar Evanston	6.50	
	10.00 su	Ar Ogden	5.05 su	
		Ar Salt Lake City		

#### Equipment for Table J

**NO. 9—Streamliner CITY OF ST. LOUIS—DAILY**  
Club Lounge Car... Denver to Salt Lake City (Radio).  
Standard Sleeping Cars... Denver to Salt Lake City—12 Roomettes, 4 Double Bedrooms (from St. Louis—for Los Angeles).  
Reclining Seat—Leg Rest Coaches... Denver to Salt Lake City—all seats reserved.  
Club Lounge Car... Denver to Salt Lake City—for coach passengers.  
Dining Car... Club and a la carte service.

#### Footnotes for Page 19

⊗ These lounge cars are for the exclusive use of sleeping car passengers.  
⊠ Conditional stop; see Tables 24 or 30.  
(C.S.T.) Central Standard time. (M.S.T.) Mountain Standard time.  
Time from 12.01 midnight to 12.00 noon shown in light face type. (f) stops only on signal.  
Time from 12.01 noon to 12.00 midnight shown in heavy face type.

**NO. 10—Streamliner CITY OF ST. LOUIS—DAILY**  
Club Lounge Car... Salt Lake City to Denver (Radio).  
Standard Sleeping Cars... Salt Lake City to Denver—12 Roomettes, 4 Double Bedrooms (from Los Angeles—for St. Louis).  
Reclining Seat—Leg Rest Coaches... Salt Lake City to Denver—all seats reserved.  
Club Lounge Car... Salt Lake City to Denver—for coach passengers.  
Dining Car... Club and a la carte service.





**CHICAGO — OMAHA — SPOKANE**

No. 105 - Bus Example	Table K Condensed Schedules All Trains Daily	Bus- No. 106 Example
5.30 SUN	LV Chicago (C.T.) C. & N. W. Ar	11.20 TUE
1.40 MON	LV Omaha (Union Pacific) Ar	3.00 TUE
5.25 " "	Ar North Platte (C.T.) Ar	10.58 TUE
4.30 " "	LV North Platte (M.T.) Ar	9.53 " "
8.05 " "	LV Cheyenne Ar	6.50 " "
5.55 " "	LV Pocatello Ar	8.55 " "
9.40 " "	LV Boise Ar	5.00 " "
11.40 " "	Ar Huntington (M.T.) Ar	3.05 " "
10.40 MON	LV Huntington (P.T.) Ar	2.05 MON
3.10 TUE	Ar Pendleton Ar	9.38 SUN
7.00 TUE	Ar Pendleton Ar	12.45 SUN
	Ar Hinkle Ar	
	Ar Wallula Ar	
8.25 TUE	Ar Walla Walla Ar	11.20 SUN
11.55 TUE	Ar Lewiston Ar	8.30 SUN
12.50 TUE	Ar Spokane (P.T.) Ar	7.00 SUN

**Equipment for Table K**  
**NO. 105—Domeliner CITY OF PORTLAND—DAILY**  
 No. 105 to Pendleton; Bus to Spokane.  
 Dome Observation  
 Lounge Car.....Chicago to Pendleton—for sleeping car passengers.  
 Standard Sleeping Cars.....Chicago to Pendleton—Drawing rooms, Compts., Bedrooms, Roomettes, Sections.  
 Reclining Seat Coaches.....Chicago to Pendleton (leg rest seats—all reserved).  
 Dome Coach.....Chicago to Pendleton—36 leg rest seats reserved; dome seats not reserved.  
 Cafe Lounge Car.....Moderately priced meals and lounge for coach passengers.  
 Dining Car.....Club and a la carte service.

**NO. 106—Domeliner CITY OF PORTLAND—DAILY**  
 Bus to Pendleton; No. 106 to Chicago.  
 Dome Observation  
 Lounge Car.....Pendleton to Chicago—for sleeping car passengers.  
 Standard Sleeping Cars.....Pendleton to Chicago—Drawing-rooms, Compts., Bedrooms, Roomettes, Sections.  
 Reclining Seat Coaches.....Pendleton to Chicago (leg rest seats—all reserved).  
 Dome Coach.....Pendleton to Chicago—36 leg rest seats reserved; dome seats not reserved.  
 Cafe Lounge Car.....Moderately priced meals and lounge for coach passengers.  
 Dining Car.....Club and a la carte service.

**ST. LOUIS — KANSAS CITY — YAKIMA — SPOKANE**

Walla Walla—Lewiston

No. 17-20 Example	Table L Condensed Schedules All Trains Daily	No. 19-18 Example
10.45 SUN	LV St. Louis (C.T.) Wabash Ar	7.35 WED
6.00 MON	Ar Kansas City Ar	11.59 TUE
8.30 " "	LV Kansas City (Union Pacific) Ar	10.30 " "
7.35 MON	Ar Denver (M.T.) Ar	8.50 TUE
10.45 TUE	LV Pocatello Ar	5.20 MON
11.10 " "	Ar Pendleton (P.T.) Ar	2.50 " "
11.10 TUE	LV Pendleton Ar	2.50 " "
2.20 WED	LV Hinkle Ar	2.00 " "
2.55 WED	Ar Wallula Ar	12.30 MON
7.00 WED	Ar Yakima Ar	8.00 SUN
6.45 " "	Ar Walla Walla Ar	9.45 " "
2.55 " "	LV Wallula Ar	12.30 MON
4.05 " "	Ar Ayer Ar	11.27 SUN
7.30 " "	Ar Lewiston Ar	7.45 " "
8.50 " "	Ar Moscow Ar	6.45 " "
4.05 " "	LV Ayer Ar	11.27 " "
6.02 " "	LV Cheney Ar	9.22 " "
6.30 WED	Ar Spokane (P.T.) Ar	9.00 SUN

**Equipment for Table L**  
**NO. 17-20—PORTLAND ROSE—DAILY**  
 No. 17 to Hinkle; No. 20 to Spokane.  
 Club Lounge Service.....Kansas City to Spokane.  
 Standard Sleeping Cars.....Kansas City to Hinkle—6 Sections, 6 Roomettes, 4 Double Bedrooms (for Portland—change to Spokane car after leaving Pocatello).  
 Denver to Hinkle—14 Sections (for Portland—change to Spokane car after leaving Pocatello).  
 Denver to Yakima—6 Sections, 6 Roomettes, 4 Double Bedrooms (No. 64 beyond Hinkle).  
 Pocatello to Spokane—6 Sections, 6 Roomettes, 4 Double Bedrooms (No. 10-33 from Los Angeles and Salt Lake City) (occupancy until 8:00 a.m.).  
 Reclining Seat Coaches.....Kansas City to Spokane.  
 Dining Car.....Club and a la carte service.

**NO. 19-18—PORTLAND ROSE—DAILY**  
 No. 19 to Hinkle; No. 18 to Kansas City.  
 Club Lounge Service.....Spokane to Kansas City.  
 Standard Sleeping Cars.....Spokane to Pocatello—6 Sec., 6 Rmte., 4 Dbl. Bdrm. (No. 34-9 to Salt Lake City and Los Angeles—change to Denver or Kansas City car before arrival Pocatello).  
 Yakima to Denver—6 Sections, 6 Roomettes, 4 Double Bedrooms (No. 63 to Hinkle).  
 Hinkle to Kansas City—6 Sections, 6 Roomettes, 4 Double Bedrooms (from Portland).  
 Hinkle to Denver—14 Sections (from Portland).  
 Reclining Seat Coaches.....Spokane to Kansas City.  
 Dining Car.....Club and a la carte service.

**Footnotes for Page 20**

♦ Via Northwest Greyhound Bus north of Pendleton.  
 All trains listed on this page have lounge cars for coach passengers  
 (C.T.) Central time. (M.T.) Mountain time. (P.T.) Pacific time.  
 Time from 12.01 midnight to 12.00 noon shown in light face type.  
 Time from 12.01 noon to 12.00 midnight shown in heavy face type.

**CHICAGO — ST. LOUIS — KANSAS CITY — WEST YELLOWSTONE — VICTOR**

City of St. Louis Yellowstone Special 9-35-47	City of Portland-Yel. Special No. 105-35-47 Example	Table O Summer Season All Trains Daily	Yel. Special -City of Portland No. 48-36-106 Example	Yellowstone Special City of St. Louis 48-36-10
5.30 SUN	LV Chicago (CST) C. & N. W. Ar	11.20 TUE	11.20 TUE	11.20 TUE
1.30 MON	Ar Omaha Ar	3.10 " "	3.10 " "	3.10 " "
1.40 " "	LV Omaha (Union Pacific) Ar	3.00 TUE	3.00 TUE	3.00 TUE
7.55 MON	Ar Cheyenne (M.S.T.) Ar	6.50 MON	6.50 MON	6.50 MON
4.15 SUN	LV St. Louis (C.S.T.) (Wab.) Ar	12.29 TUE	12.29 TUE	12.29 TUE
9.10 " "	Ar Kansas City Ar	7.30 " "	7.30 " "	7.30 " "
9.30 SUN	LV Kansas City Ar	7.15 TUE	7.15 TUE	7.15 TUE
7.55 MON	Ar Denver (M.S.T.) Ar	6.45 MON	6.45 MON	6.45 MON
8.25 " "	LV Denver Ar	6.10 MON	6.10 MON	6.10 MON
Via Cut-Off	Ar Cheyenne Ar	Via Cut-Off	Via Cut-Off	Via Cut-Off
8.05 MON	LV Cheyenne (M.S.T.) Ar	6.40 MON	6.40 MON	6.40 MON
4.05 MON	Ar Green River Ar	1.25 " "	1.25 " "	1.25 " "
4.25 " "	Ar Green River Ar	1.15 " "	1.15 " "	1.15 " "
8.20 MON	Ar Ogden Ar	8.55 MON	8.55 MON	8.55 MON
9.10 MON	LV Ogden Ar	5.40 MON	5.40 MON	5.40 MON
11.10 MON	Ar Pocatello Ar	3.50 MON	3.50 MON	3.50 MON
1.05 TUE	LV Pocatello Ar	1.55 MON	1.55 MON	1.55 MON
1.37 " "	LV Blackfoot Ar	12.53 " "	12.53 " "	12.53 " "
2.45 " "	LV Idaho Falls Ar	12.15 MON	12.15 MON	12.15 MON
5.10 TUE	Ar Ashton Ar	1005 SUN	1005 SUN	1005 SUN
5.30 TUE	LV Ashton Ar	9.55 SUN	9.55 SUN	9.55 SUN
7.15 TUE	Ar Victor Ar	8.15 SUN	8.15 SUN	8.15 SUN
7.30 TUE	Ar W. Yellowstone (M.S.T.) Ar	7.30 SUN	7.30 SUN	7.30 SUN

**105-35-47 CITY OF PORTLAND—YELLOWSTONE SPECIAL—DAILY**  
 C. & N. W. No. 105 to Omaha; No. 105 to Pocatello; No. 35 to Ashton and West Yellowstone; No. 47 to Ashton and Victor  
 Club Lounge Service.....Chicago to West Yellowstone.  
 Standard Sleeping Cars.....Chicago to Pocatello—DR., Compts., Bdrm., Rmte., Sec. Pocatello to W. Ystone—6 Sec., 6 Rmte., 4 Dbl. Bdrm. (open 9:30 p.m.).  
 Reclining Seat Coaches.....Chicago to Pocatello—all reserved; Pocatello to West Yellowstone and Ashton to Victor—not reserved.  
 Dining Car.....Chicago to Pocatello.

**9-35-47 CITY OF ST. LOUIS—YELLOWSTONE SPECIAL—DAILY**  
 Wabash 9 St. Louis to Kansas City; No. 9 to Ogden; No. 35 to Ashton and West Yellowstone; No. 47 to Ashton and Victor  
 Club Lounge Service.....St. Louis to West Yellowstone.  
 Standard Sleeping Car.....St. Louis to Ogden—Sections and Rooms.  
 Reclining Seat Coaches.....Ogden to West Yellowstone—Sections and Rooms.  
 Dining Car.....St. Louis to Ogden—all seats reserved.  
 Ogden to W. Ystone; Ashton to Victor—not reserved.  
 St. Louis to Ogden.

**48-36-106 YELLOWSTONE SPECIAL—CITY OF PORTLAND—DAILY**  
 No. 48 Victor to Ashton; No. 36 West Yellowstone and Ashton to Pocatello; No. 106 to Chicago; C. & N. W. east of Omaha  
 Club Lounge Service.....West Yellowstone to Chicago.  
 Standard Sleeping Cars.....Pocatello to Chicago—DR., Compts., Bdrm., Rmte., Sec. West Yellowstone to Pocatello—6 Sections, 6 Roomettes, 4 Double Bedrooms (occupancy until 8:00 a.m.).  
 Reclining Seat Coaches.....Victor to Ashton; W. Ystone to Pocatello—not reserved.  
 Dining Car.....Pocatello to Chicago—all seats reserved.  
 Pocatello to Chicago.

**No. 48-36-10 YELLOWSTONE SPECIAL—CITY OF ST. LOUIS—DAILY**  
 No. 48 to Ashton; No. 36 West Yellowstone and Ashton to Ogden; No. 10 to St. Louis; Wabash east of Kansas City  
 Club Lounge Service.....West Yellowstone to St. Louis.  
 Standard Sleeping Car.....West Yellowstone to Ogden—Sections and Rooms.  
 Reclining Seat Coaches.....Victor to Ashton; W. Ystone to Ogden—not reserved.  
 Dining Car.....Ogden to St. Louis—all seats reserved.  
 Ogden to St. Louis.

**LOS ANGELES — SALT LAKE CITY — WEST YELLOWSTONE — VICTOR — BUTTE**

Yellowstone Special Summer Service	City of St. Louis-Northwest Special 10-33 Example	City of Angeles -Butte Special 104-29-31 Example	Table R Condensed Schedules All Trains Daily	Butte Special -Challenger 30-107 Example	Northwest Special -City of St. Louis 32-34-9 Example	Yellowstone Special Summer Service
10.30 SU	4.30 SU	4.30 SU	Los Angeles (P.S.T.) Ar	10.30 MO	3.15 MO	3.15 MO
10.50 " "	4.50 " "	4.50 " "	Ar East Los Angeles Ar	10.10 " "	2.50 " "	2.50 " "
11.55 " "	5.43 " "	5.43 " "	LV Riverside Ar	9.15 " "	1.05 " "	1.05 " "
12.15 " "	6.03 " "	6.03 " "	Ar San Bernardino Ar	8.52 " "	1.00 " "	1.00 " "
12.20 " "	6.08 " "	6.08 " "	LV San Bernardino Ar	8.47 " "	1.00 " "	1.00 " "
2.25 " "	6.15 " "	6.15 " "	Ar Barstow Ar	4.00 " "	11.03 " "	11.03 " "
6.15 " "	6.30 " "	6.30 " "	LV Las Vegas Ar	3.50 " "	7.20 " "	7.20 " "
6.30 " "	6.30 " "	6.30 " "	Ar Las Vegas (P.S.T.) Ar	5.08 " "	5.08 " "	5.08 " "
10.15 SU	10.15 SU	10.15 SU	LV Caliente (M.S.T.) Ar	3.00 " "	3.00 " "	3.00 " "
12.05 MO	12.05 MO	12.05 MO	Ar Lund Ar	12.08 " "	2.10 " "	2.10 " "
12.50 " "	5.03 " "	5.03 " "	LV Milford Ar	9.05 " "	10.30 SU	10.30 SU
4.45 " "	8.10 " "	8.10 " "	Ar Salt Lake City Ar	8.00 " "	9.45 " "	9.45 " "
8.00 MO	5.30 " "	5.30 " "	LV Salt Lake City Ar	7.05 " "	8.50 " "	8.50 " "
8.55 " "	6.20 " "	6.20 " "	Ar Ogden Ar	6.45 " "	8.30 " "	8.30 " "
9.10 MO	6.50 " "	6.50 " "	LV Ogden Ar	3.30 " "	5.10 " "	5.10 " "
12.40 TU	10.10 " "	10.10 " "	Ar Pocatello Ar	2.55 " "	4.30 " "	4.30 " "
1.05 " "	10.55 " "	10.55 " "	LV Pocatello Ar	1.57 " "	3.38 " "	3.38 " "
11.37 " "	11.31 " "	11.31 " "	Ar Blackfoot Ar	1.15 MO	3.00 SU	3.00 SU
2.20 TU	12.40 MO	1.15 TU	Ar Idaho Falls Ar	2.30 SU	11.55 SU	11.55 SU
2.45 TU	7.00 TU	7.00 TU	LV Idaho Falls Ar	1.18 " "	10.30 " "	10.30 " "
4.24 " "	8.05 " "	8.05 " "	Ar St. Anthony Ar	12.55 SU	10.05 SU	10.05 SU
5.10 TU	8.35 TU	8.35 TU	Ar Ashton Ar	12.50 SU	9.55 SU	9.55 SU
5.30 TU	8.40 TU	8.40 TU	LV Ashton Ar	11.10 SU	8.15 SU	8.15 SU
7.15 TU	10.20 TU	10.20 TU	Ar Victor Ar	7.30 SU	7.30 SU	7.30 SU
7.30 TU	Ar West Yellowstone Ar	1.25 TU	LV Idaho Falls Ar	1.00 MO	11.55 SU	11.55 SU
2.27 " "	LV Dubois Ar	2.27 " "	LV Spencer Ar	11.33 " "	10.40 " "	10.40 " "
2.47 " "	Ar Lima Ar	3.40 " "	LV Lima Ar	10.30 " "	9.48 " "	9.48 " "
3.40 " "	LV Armstead Ar	4.35 " "	Ar Dillon Ar	9.15 " "	8.23 " "	8.23 " "
3.50 " "	LV Dillon Ar	5.10 " "	Ar Silver Bow Ar	7.30 " "	7.15 SU	7.15 SU
4.35 " "	Ar Butte (M.S.T.) Ar	7.25 TU	LV Butte (M.S.T.) Ar	7.15 SU		

**NO. 104-29-31—CITY OF LOS ANGELES—BUTTE SPECIAL—DAILY**  
 No. 104 to Salt Lake City; No. 29 to Butte; No. 31 to Victor.  
 Standard Sleeping Cars.....Los Angeles to Salt Lake City—Sections, Roomettes, Bedrooms, Compts., Drawing-rooms.  
 Salt Lake City to Butte—6 Sec., 6 Rmte., 4 Dbl. Bdrm.  
 Reclining Seat Coaches.....Los Angeles to Salt Lake—reserved; Salt Lake to Butte, and Idaho Falls to Victor—not reserved.  
 Dining Car Service.....Los Angeles to Butte.

**NO. 10-33—NORTHWEST SPECIAL—DAILY**  
 No. 10 to Salt Lake City; No. 33 to Idaho Falls.  
 Club Lounge Service.....Los Angeles to Pocatello.  
 Standard Sleeping Cars.....Los Angeles to Pocatello—6 Sec., 6 Rmte., 4 Dbl. Bdrm. No. 17-20 thru to Spokane.  
 Reclining Seat Coaches.....Los Angeles to Salt Lake—reserved; Salt Lake to Idaho Falls—not reserved.  
 Dining Car.....Los Angeles to Pocatello.

**NO. 30-107—BUTTE SPECIAL—THE CHALLENGER—DAILY**  
 No. 30 to Salt Lake City; No. 107 to Los Angeles.  
 Standard Sleeping Cars.....Butte to Salt Lake City—6 Sec., 6 Rmte., 4 Dbl. bdrm. Salt Lake City to Los Angeles—Sections, Roomettes, Bedrooms.  
 Reclining Seat Coaches.....Butte to Salt Lake—not reserved; Salt Lake to Los Angeles—reserved.  
 Dining Car Service.....Butte to Los Angeles.

**NO. 34-9—NORTHWEST SPECIAL—DAILY**  
 No. 34 to Salt Lake City; No. 9 to Los Angeles.  
 Club Lounge Service.....Pocatello to Los Angeles.  
 Standard Sleeping Cars.....Pocatello to Los Angeles—6 Sec. 6 Rmte.; 4 Dbl. Bdrm. (Nos. 19-18 from Spokane).  
 Reclining Seat Coaches.....Ashton to Salt Lake—not reserved; Salt Lake to Los Angeles—reserved.  
 Dining Car.....Pocatello to Ogden; Salt Lake City to Los Angeles.

**Summer Season Service**  
**No. 35-47—YELLOWSTONE SPECIAL—DAILY**  
 No. 35 to Pocatello, Ashton and West Yellowstone; No. 47 Ashton to Victor  
 Lounge Car Service.....Salt Lake City to West Yellowstone.  
 Standard Sleeping Cars.....S. Lake to W. Ystone—Secs., Compts., D. Rms., Bdrms. Salt Lake City to Victor—10 Sec., 3 Dbl. Bdrms. Pocatello to West Yellowstone—6 Sections, 6 Roomettes, 4 Double Bedrooms (open 9:30 p.m.).  
 Reclining Seat Coaches.....Salt Lake City to West Yellowstone; Ashton to Victor.

**No. 48-36—YELLOWSTONE SPECIAL—DAILY**  
 No. 48 Victor to Ashton; No. 36 West Yellowstone and Ashton to Pocatello and Salt Lake City  
 Lounge Car Service.....West Yellowstone to Salt Lake City.  
 Standard Sleeping Cars.....W. Ystone to S. Lake—Secs., Compts., D. Rms., Bdrms. West Yellowstone to Pocatello—6 Sections, 6 Roomettes, 4 Double Bedrooms (occupancy until 8:00 a.m.).  
 Victor to Salt Lake City—10 Sec., 3 Dbl. Bdrms.  
 Reclining Seat Coaches.....Victor to Ashton; West Yellowstone to Salt Lake City.

**Footnotes for Page 21**

(f) Stops only on signal.  
 \* Operates only during Yellowstone Park season, June 20 through September 8.  
 (C.S.T.) Central standard time. (M.S.T.) Mountain standard time. (P.S.T.) Pacific standard time.  
 Time from 12.01midnight to 12.00 noon shown in light face type.  
 Time from 12.01 noon to 12.00 midnight shown in heavy face type.



LOS ANGELES — SPOKANE — Via Shoshone(SUN VALLEY)—Boise—Nampa

Table T Condensed Schedules All Trains Daily. Includes routes like Los Angeles (P.S.T.), Salt Lake City (M.S.T.), and Spokane (P.S.T.) with departure and arrival times.

SALT LAKE CITY — BOISE — PORTLAND — SEATTLE

Table U Condensed Schedules All Trains Daily. Includes routes like Salt Lake City (M.S.T.), Boise, Nampa, and Huntington (M.S.T.) with departure and arrival times.

Footnotes for Page 22

Motor Bus. This service is provided passengers arriving or departing Shoshone and holding through rail tickets to and from Sun Valley or Ketchum, Idaho.

Time from 12.01 midnight to 12.00 noon shown in light face type.

Time from 12.01 noon to 12.00 midnight shown in heavy face type.

(M.S.T.) Mountain Standard time. (P.S.T.) Pacific Standard time.

Equipment for Table T

NO. 10-33-17-20—CITY OF ST. LOUIS—PORTLAND ROSE—DAILY

No. 10 to Salt Lake City; No. 33 to Pocatello; No. 17 to Hinkle; No. 20 to Spokane.

Lounge Car Service... Los Angeles to Spokane. Standard Sleeping Cars... Los Angeles to Spokane—6 Sections, 6 Roomettes, 4 Double Bedrooms (occupancy until 8:00 a.m.).

Reclining Seat Coaches... Los Angeles to Salt Lake City—all reserved; Salt Lake City to Pocatello and Pocatello to Spokane—not reserved.

Dining Car Service... Los Angeles to Hinkle—Club and a la carte service.

NO. 19-18-34-9—PORTLAND ROSE—CITY OF ST. LOUIS—DAILY

No. 19 to Hinkle; No. 18 to Pocatello; No. 34 to Salt Lake City; No. 9 to Los Angeles.

Lounge Car Service... Spokane to Los Angeles. Standard Sleeping Cars... Spokane to Los Angeles—6 Sec., 6 Rmte., 4 Dbl. Bdrm.

Reclining Seat Coaches... Spokane to Pocatello; Pocatello to Salt Lake City; (not reserved) Salt Lake City to Los Angeles (all reserved).

Dining Car Service... Hinkle to Los Angeles—Club and a la carte service.

Equipment for Table U

NO. 33-17-457—NORTHWEST SPECIAL—PORTLAND ROSE—DAILY

No. 33 to Pocatello; No. 17 to Portland; No. 457 to Seattle.

Lounge Car Service... Ogden to Portland. Parlor Car... Portland to Seattle (R. R. Owned). Standard Sleeping Cars... Salt Lake City to Portland—Sections, Roomettes and Rooms (requires car-to-car change after leaving Pocatello).

Occupancy at Portland Pocatello to Portland—6 Sections, 6 Roomettes, 4 Double Bedrooms (from Kansas City).

Reclining Seat Coaches... Pocatello to Portland—14 Sections (from Denver). Portland to Pocatello; Pocatello to Portland; Portland to Seattle.

Dining Car Service... Club and a la carte service.

NO. 458-18-34—PORTLAND ROSE—NORTHWEST SPECIAL—DAILY

No. 458 to Portland; No. 18 to Pocatello; No. 34 to Salt Lake City.

Parlor Car... Seattle to Portland (R. R. Owned). Lounge Car Service... Portland to Ogden. Standard Sleeping Cars... Portland to Pocatello—6 Sections, 6 Roomettes, 4 Double Bedrooms (for Kansas City).

Portland to Pocatello—14 Sections (from Denver). Reclining Seat Coaches... Seattle to Portland; Portland to Pocatello; Pocatello to Salt Lake City.

Dining Car Service... Club and a la carte service.

PORTLAND — WALLA WALLA — YAKIMA — LEWISTON — SPOKANE

Table W All Trains Daily—(Pacific Standard Time). Includes routes like Portland, Hood River, The Dalles, Arlington, Hinkle, Wallula, Walla Walla, Yakima, and Spokane with departure and arrival times.

Equipment for Table W

NO. 20—SPOKANE—DAILY

The Pub... Portland to Spokane—Lounge. Standard Sleeping Cars... Portland to Spokane—6 Sec., 6 Rmte., 4 Dbl. Bdrm. Portland to Walla Walla—10 Sections, 3 Double Bedrooms (No. 64 Hinkle to Wallula; No. 346 to Walla Walla). Reclining Seat Coaches... Portland to Spokane. Portland to Ayer; Ayer to Moscow (No. 62 beyond Ayer—see Table 76).

NO. 19—SPOKANE—DAILY

The Pub... Spokane to Portland—Lounge. Standard Sleeping Cars... Spokane to Portland—6 Sec., 6 Rmte., 4 Dbl. Bdrm. Walla Walla to Portland—10 Sections, 3 Double Bedrooms (No. 345, Walla Walla to Wallula; No. 63 to Hinkle; open 9:30 p.m.). Reclining Seat Coaches... Spokane to Portland. Moscow to Ayer; Ayer to Portland (No. 61 to Ayer—see Table 76).

Spokane, San Francisco and Los Angeles

Table X All Trains Daily (Pacific Standard Time). Includes routes like Spokane (UP), Wallula, Portland, Portland So. Pac., Salem, Eugene, Klamath Falls, Redding, Sacramento, San Francisco, Sacramento, Stockton, Fresno, and Los Angeles with departure and arrival times.

Seattle, San Francisco and Los Angeles

Table Y All Trains Daily (Pacific Standard Time). Includes routes like Seattle, Tacoma, Portland, Portland So. Pac., Salem, Eugene, Klamath Falls, Redding, Sacramento, San Francisco, Sacramento, Stockton, Fresno, and Los Angeles with departure and arrival times.

PORTLAND, TACOMA AND SEATTLE

Table Z All Trains Daily. Includes routes like Portland, Ore., Vancouver Wash., Kelso-Longview, Chehalis, Centralia, Tacoma, and Seattle with departure and arrival times.

NO. 401—DAILY

Standard Sleeping Cars... Portland to Seattle—16 Duplex Roomettes, 4 Double Bedrooms. Portland to Seattle—4 Sec., 7 Duplex Roomettes, 3 Double Bedrooms, 1 Compartment. Reclining Seat Coaches... Portland to Seattle. Sleepers open at Portland 9:30 p.m., at Seattle until 8:00 a.m.

NO. 400—DAILY

Parlor Car... Seattle to Portland (R. R. Owned). Reclining Seat Coaches... Seattle to Portland. Dining Car... Serving necessary meals enroute.

NO. 408—DAILY

Parlor Car... Seattle to Portland (R. R. Owned). Standard Sleeping Cars... Seattle to Chicago—12 Roomettes, 4 Double Bedrooms (No. 106 from Portland). Reclining Seat Coaches... Seattle to Portland. Dining Car... Serving necessary meals enroute.

NO. 458—DAILY

Astra Dome Obs.-Lounge... Seattle to Portland. Parlor Car... Seattle to Portland (R. R. Owned). Astra Dome Room... Seattle to Portland (R. R. Owned)—8 Duplex Roomettes, 3 Compartments, 2 Drawing-rooms. Dome Coach... Seattle to Portland—all seats reserved. Reclining Seat Coaches... Seattle to Portland (not reserved). Astra Dome Dining Car... Seattle to Portland.

NO. 402—DAILY

Standard Sleeping Cars... Seattle to Portland—16 Duplex Roomettes, 4 Double Bedrooms. Seattle to Portland—4 Sec., 7 Duplex Roomettes, 4 Double Bedrooms, 1 Compartment. Sleepers open at Seattle at 9:30 p.m., at Portland until 7:30 a.m. Reclining Seat Coaches... Seattle to Portland.

Equipment for Tables Y and Z NORTHBOUND

NO. 457—DAILY Domeline. Astra Dome Obs.-Lounge... Portland to Seattle. Parlor Car... Portland to Seattle (R. R. Owned). Astra Dome Room... Portland to Seattle (R. R. Owned)—8 Duplex Rmte., 3 Compartments, 2 Drawing-rooms. Standard Sleeping Car... Chicago to Seattle—12 Roomettes, 4 Double Bedrooms (No. 105 to Portland).

Dome Coach... Portland to Seattle—all seats reserved. Reclining Seat Coaches... Portland to Seattle (not reserved). Astra Dome Dining Car... Portland to Seattle.

NO. 407—DAILY. Parlor Car... Portland to Seattle (R. R. Owned). Standard Sleeping Cars... San Francisco to Seattle—22 Rmtes., 10 Roomettes, 6 Double Bedrooms, (2 cars), 4 Compts., 4 Double Bedrooms, 2 D. R., (S.P. No. 12 to Portland). Reclining Seat Coaches... Portland to Seattle. Dining Car... Serving necessary meals enroute.

Arrives, departs Seattle Union Depot. Arrives, departs Seattle King Street Station. (H) Daily except Sundays and holidays. Rail station is at Kelso. There is bus service between Kelso and Longview every 20 minutes. Observation-Lounge for Portland and Sleeping Car passengers only. Special coach tickets not honored. U. P. Stages, Portland—Spokane. (K) Conditional stop; consult agent. Via Pacific Greyhound bus. (A) Runs via Davis.









**UNION PACIFIC RAILROAD**  
AND CONNECTIONS



7038-B

POOLE BROS. INC., CHICAGO

4-1-33



California, Pacific Northwest, Utah and Colorado to Omaha and Chicago

Table No. 2 The Overland Route. EASTBOUND—Read Down. Columns include City, Stream-liner, Dome-liner, Dome-liner, The Challenger, San Francisco, Express Train, Mail Train, Stream-liner, Mail and Express, Portland Rose, Mixed, Local. Rows list stations from San Francisco to Cheyenne.

Footnotes for Table 2

No. 6 carries only a rider coach for passengers; sleeping car between Las Vegas and Los Angeles and between Omaha and Chicago; no dining car. No. 8 carries only a rider coach for passengers between Ogden and Omaha; no sleeping cars, no dining car. No. 12 carries only a rider coach for passengers between Portland and Green River; no sleeping cars, no dining car.

California, Pacific Northwest, Utah and Colorado to Omaha and Chicago

Table No. 2 (Continued) The Overland Route. EASTBOUND—Read Down. Columns include City, Stream-liner, Dome-liner, Dome-liner, The Challenger, San Francisco, Express Train, Mail Train, Stream-liner, North Platte Valley Express, Local. Rows list stations from Cheyenne to St. Louis.

There Are No Extra Fares on the UNION PACIFIC RAILROAD

NOTE: There is bus service between Kimball and Gering, Harrisburg and Scottsbluff, Nebr. On arrival Kimball consult local bus agent about schedules.

Independent Tours

Union Pacific—North Western Department of Tours is offering California Independent Tours of three, four or five days duration in Los Angeles or San Francisco. Included in the cost is railroad fare, taxicab transfers from railroad stations to hotels and return, a choice of three hotels at either city (reservations guaranteed in advance), and selected sightseeing trips. Meals are not included.

This is an excellent opportunity for independent travelers. Consult any Union Pacific or C&NW travel representative.

Write Union Pacific Railroad, Dept. T T, Omaha 2, Nebr., for

FREE COPY

of Union Pacific folder map showing military camps, bases, air bases—in handy pocket size.

Name \_\_\_\_\_ Street \_\_\_\_\_ City \_\_\_\_\_







Between Chicago, Omaha, Denver, Ogden and San Francisco

Table No. 14 The Overland Route. WESTBOUND—Read Down and EASTBOUND—Read Up. Includes routes for C. & N.W., Union Pacific, and Southern Pacific.

Footnotes for Page 32. (f) Stops only on signal. Via Cut-off; not via Cheyenne. On Saturdays, June 18 to August 27 incl., this train with through equipment for San Francisco will leave Chicago at 1:30 p.m., arrive Omaha at 10:35 p.m.

Rail—Auto Travel Plan. Ask your Ticket Agent for information and about arrangements. You can... RENT A NEW CAR at your train destination. This plan makes it easy for you to have a car ready for your convenience when you reach the end of your train journey.

San Francisco, Sacramento and Los Angeles (Via Southern Pacific)

Table No. 15 and Table No. 16. Via Valley Line (Pacific Standard Time) and Via Coast Line. Includes routes for San Francisco, Sacramento, and Los Angeles.

For equipment, see pages 6 to 23, inclusive.

Between Chicago, Omaha and Denver

Table No. 17 The Overland Route. All Trains Daily. (Central Standard Time). Includes routes for Chicago, Omaha, and Denver.

Denver—La Salle—Greeley—Ft. Collins

Table No. 18. Mountain Standard Time. Includes routes for Denver, La Salle, Greeley, and Ft. Collins.

For schedules east of Denver and west of Greeley, see Tables 24 and 30.

Footnotes for Page 33

\* Daily (f) Stops only on signal. M Stops to take paying passengers for points east of Julesburg. A Stops to let off paying passengers from Denver or beyond; also to take on for points east of Julesburg.

PLAN YOUR VACATION NOW For 1955

Vacations are FUN! All Expense-Escorted Tours are the ideal way to relaxing, carefree, enjoyable vacations — all reservations are arranged in advance — no travel details to worry about — you know the cost before you start.

Tours from one week to 14 days to many of the West's most scenic attractions. Each visit at least one National Park including Yellowstone, Grand Teton, Rocky Mountain, Zion, Bryce Canyon, Grand Canyon, Yosemite and Mt. Rainier, as well as other interesting stopovers in Colorado, California, Utah, the Pacific Northwest and the Canadian Rockies.

Let us tell you about them. Our large color-illustrated booklet, "Western Summer Tours" contains complete day-by-day descriptions. Ask your nearest Union Pacific representative or mail the coupon for your copy—it's FREE.

UP-C & NW Department of Tours. Name, Address, City, State, Zone.

For equipment, see page 18.



Between Chicago, Omaha and Spokane, Portland, Tacoma and Seattle

Table No. 20 The Overland Route. Includes Westbound and Eastbound schedules with columns for stations, times, and elevations. Includes footnotes for motor bus service and connecting services.

For equipment, see pages 6 to 23, inclusive.

Between Chicago, Omaha and Spokane, Portland, Tacoma and Seattle

Table No. 20 (Continued) The Overland Route. Includes Westbound and Eastbound schedules for Spokane, Portland, Tacoma, Olympia, and Chehalis. Includes footnotes for motor bus service and connecting services.

For equipment, see pages 6 to 23, inclusive.

For explanation of reference marks, see page 34.



Between St. Louis, Kansas City, Topeka, Salina and Denver

Table No. 24 The Overland Route (Central Standard Time) and Table No. 25 Kansas City - Junction City - Concordia (Central Time). Includes routes for Westbound and Eastbound with passenger and freight schedules.

Between Denver, Cheyenne and Salt Lake City

Table No. 30 The Overland Route (Mountain Standard Time) and Table No. 26 Kansas City - Salina - Solomon - Beloit (Central Time). Includes routes for Westbound and Eastbound with passenger and freight schedules.

Distance between Denver and Salt Lake City via Borie is 613 miles; via Cheyenne is 625 miles.

Between Ogden and Salt Lake City

Table No. 31 (Mountain Time) showing routes between Ogden and Salt Lake City with passenger and freight schedules.

Ogden - Echo - Coalville - Park City

Table No. 32 (Mountain Time) showing routes between Ogden, Echo, Coalville, and Park City with passenger and freight schedules.

Laramie - Centennial - Coalmont

Table No. 33 (Mountain Time) showing routes between Laramie, Centennial, and Coalmont with passenger and freight schedules.

Walcott - Saratoga - Encampment

Table No. 34 (Mountain Time) showing routes between Walcott, Saratoga, and Encampment with passenger and freight schedules.

Footnotes for Pages 36 and 37

NOTE - See table 20 for detail schedules to Pacific Northwest. Streamliner trains; see pages 24 and 29. (f) Stops on signal. NOTE - See table 14 for detail schedules to San Francisco. NOTE - See table 3 for detail schedules to Los Angeles. Via cut-off; not via Cheyenne. Local freight; carries combination coach-baggage car for passengers. Stops to let off paying passengers from Granger or beyond. Irregular mixed service; consult agent. Stops to take paying passengers for Denver and beyond; also to let off from St. Louis and beyond. Stops to take on paying passengers for east of Julesburg. Stops to let off paying passengers from Kansas City or beyond; also to take for Denver or beyond. Stops to let off paying passengers from Denver or beyond; also to take for Salina and east thereof where train is scheduled to stop. Stops to take paying passengers for Abilene, or for Denver and beyond; also to let off from St. Louis and beyond. Stops to let off paying passengers from Denver or beyond; also to take for Cheyenne and beyond. Conditional stop; see tables 1 and 2. Stops to let off paying passengers from Denver and beyond; also to take for Topeka, and for Kansas City and beyond. Stops to let off paying passengers from east of Denver; also to take for Laramie or scheduled stops beyond.



Between Salt Lake City, Ogden, Pocatello, West Yellowstone and Butte

WESTBOUND—Read Down

Table No. 36 The Overland Route

EASTBOUND—Read Up

Cache Junction—Logan—Preston

Main schedule table for the Overland Route, including times for Salt Lake City, Ogden, Pocatello, and Butte.

Salt Lake-Idaho Falls-W. Yellowstone (Summer Season) and Salt Lake-Idaho Falls-Ashton-Victor schedules.

Footnotes for Page 38

- Daily. (f) Stops only on signal. † Daily except Sunday.
A Stops to let off paying passengers from beyond Pocatello.
B Stops to take on or let off passengers.
E Stops to let off paying passengers; also to take for Idaho Falls or beyond.
H Stops to take paying passengers; also let off from Idaho Falls or beyond.
Nos. 35 and 36 between Salt Lake and West Yellowstone, and Nos. 47 and 48 between Ashton and Victor, operate only during Yellowstone and Grand Teton Park summer season June 20 through September 8.
Local freight with combination coach-baggage car.

Union Pacific Branch Lines

Omaha—North Platte—So. Torrington

Schedule for Omaha-North Platte-So. Torrington branch line.

Central City—Valparaiso

Schedule for Central City-Valparaiso branch line.

Columbus—Spalding

Schedule for Columbus-Spalding branch line.

Columbus—Albion

Schedule for Columbus-Albion branch line.

Grand Island—Ord

Schedule for Grand Island-Ord branch line.

Kearney—Stapleton

Schedule for Kearney-Stapleton branch line.

Grand Island—Loup City

Schedule for Grand Island-Loup City branch line.

Lawrence—Leavenworth

Schedule for Lawrence-Leavenworth branch line.

Columbus—Norfolk

Schedule for Columbus-Norfolk branch line.

Table No. 44

Table No. 44 schedule details.

- Daily. † Sunday only. ‡ Daily except Monday.
‡ Daily except Sunday. † Daily except Saturday and Sunday.
Local freight with combination coach-baggage car.
Local freight with caboose; hand baggage only.
Rail tickets between Hastings and Grand Island honored on Yellow Diamond Lines buses. See table No. 90.

Topeka—Marysville—Grand Island

Schedule for Topeka-Marysville-Grand Island branch line.

St. Joseph—Marysville

Schedule for St. Joseph-Marysville branch line.

Manhattan—Marysville

Schedule for Manhattan-Marysville branch line.

- On days livestock is to be carried, train No. 82 runs about one-half hour later than schedule shown.
(f) Stops on signal.
Center Service Bus Lines—Rail tickets honored.







Connecting Bus Service

Portland — Umatilla — Spokane  
Pendleton — Umatilla — Spokane

Table No. 83 (Pacific Time) bus schedule for Portland, Umatilla, Pendleton, and Spokane routes.

Pendleton — Spokane

Table No. 84 (Pacific Time) bus schedule for Pendleton to Spokane routes.

Walla Walla — Yakima

Table No. 84a (Pacific Time) bus schedule for Walla Walla to Yakima routes.

Spokane — Moscow — Lewiston

Table No. 85 (Pacific Time) bus schedule for Spokane, Moscow, and Lewiston routes.

Footnotes for Page 42: Overland Greyhound Lines—Rail tickets honored. Capitol Stages—Rail tickets honored. Pacific Trailways—Rail tickets honored. Friday, Saturday and Sunday only. Elkhorn Valley Stages—Rail tickets NOT honored. (f) Stops only on signal. (H. S.) Highway Stop. Northwest Greyhound Lines—Rail tickets honored. † Daily except Sunday.

UNION PACIFIC TRAINS USE THESE STATIONS. Boise, Idaho: Union Pacific Station. Butte, Montana: Union Station, 820 East Front Street. Cheyenne, Wyoming: Union Pacific Station, 15th Street at Capitol Avenue. Chicago, Illinois: C. & N. W. Terminal, Canal and Madison Streets. Denver, Colorado: Union Station, Foot of Seventeenth Street. Kansas City, Mo.: Union Station, Main Street and Union Station Plaza. Los Angeles, Calif.: Los Angeles Union Passenger Terminal, Alameda and Aliso Streets. Oakland, Calif.: Southern Pacific 16th Street Station, Foot of 16th Street. Oakland Pier, Calif.: Southern Pacific Terminal. Ogden, Utah: Union Station, 25th and Wall Streets. Olympia, Wash.: Union Pacific Station, Corner 4th Avenue and Adams Street. Omaha, Nebraska: Union Station, 10th and Marcy Streets. Pendleton, Oregon: Union Pacific Station, Corner Main and Frazer Sts. Pocatello, Idaho: Union Pacific Station, Foot of West Bonneville Street. Portland, Oregon: Union Station, Sixth and Johnson Streets. Riverside, Calif.: Union Pacific Station, 7th and Vine Streets. San Bernardino, Calif.: Union Station, West Third Street. San Francisco, Calif.: Ferry Depot, Foot of Market Street. Salina, Kansas: Union Station, 400 North 13th Street. Salt Lake City, Utah: Union Pacific Station, South Temple and Third West Streets. Seattle, Wash.: Union Station, 4th Avenue, South, and Jackson Street. Spokane, Wash.: Union Station, Corner Trent Avenue between Stevens and Washington Streets. St. Louis, Mo.: Union Station, 18th and Market Streets. Tacoma, Wash.: Union Station, 1713 Pacific Avenue. Topeka, Kansas: Union Pacific Station, Railroad and North Jackson Streets. Yakima, Wash.: Union Pacific Station, West Yakima and South Second Ave.

The Dalles — Bend

Table No. 86 (Pacific Time) bus schedule for The Dalles and Bend routes.

Biggs — Shaniko

Table No. 87 (Pacific Time) bus schedule for Biggs and Shaniko routes.

Fremont — Lincoln

Table No. 88 (Central Time) bus schedule for Fremont and Lincoln routes.

Columbus — Lincoln

Table No. 89 (Central Time) bus schedule for Columbus and Lincoln routes.

Grand Island — Hastings

Table No. 90 (Central Time) bus schedule for Grand Island and Hastings routes.

Cheyenne — Denver

Table No. 91 (Mountain Time) bus schedule for Cheyenne and Denver routes.

Spokane — Grand Coulee Dam

Table No. 91 (Pacific Time) bus schedule for Spokane and Grand Coulee Dam routes.

Las Vegas — Tonopah

Table No. 91 (Pacific Time) bus schedule for Las Vegas and Tonopah routes.

Connections at Omaha

Connections at Omaha: Multiple bus route tables for Omaha, including routes to Chicago, St. Louis, and other cities.

Connections at Kansas City

Connections at Kansas City: Multiple bus route tables for Kansas City, including routes to Chicago, St. Louis, and other cities.



Connections at Denver

Table with columns for train numbers (19, 17, 1, 2, 18, 20) and destinations (Denver, Colorado Springs, Pueblo, Canon City, Salida, Buena Vista, Malta, Glenwood Sprgs., Grand Junction, Thompson, Green River, Price, Colton, Thistle, Springville, Provo, Salt Lake City). Includes times and routes.

Connections at Spokane and Butte

Table with columns for train numbers (2-288, 26, 25, 282-1) and destinations (Spokane, Missoula, Butte, Bozeman, Livingston, Billings, Miles City, Dickinson, Mandan). Includes times and routes.

Connections at Los Angeles

Table with columns for train numbers (70, 78, 82, 76, 74, 80, 72, 81, 71, 73, 83, 77, 79, 75) and destinations (Los Angeles, Fullerton, Anaheim, Orange, Santa Ana, Oceanside, Del Mar, San Diego). Includes times and routes.

Connections at Portland

See Page 23 for service north and south of Portland.

Table with columns for train numbers (11, 15, 11, 48, 12, 01, 12, 10, 12, 20, 1, 50, 2, 35, 3, 45) and destinations (Portland, Astoria, Seaside). Includes times and routes.

Connections at Seattle

Table with columns for train numbers (358, 360, 362, 355, 357, 361) and destinations (Seattle, Everett, Bellingham, New Westminster, Vancouver). Includes times and routes.

Connections at Salt Lake City

Table with columns for train numbers (17, 1) and destinations (Salt Lake City, Sacramento, Stockton, San Francisco). Includes times and routes.

Footnotes for Pages 43 and 41

All trains daily except when otherwise indicated. Connecting service between Rio Grande Trailways. Operates Tri-weekly, leaving Terminals Sun-Wed-Fri, arriving Terminals Mon-Thurs-Sat. Daily. Daily except Sunday. Sunday only. Bus Connection. R Conditional stop; consult agent. Time from 12.01 midnight to 12.00 noon shown in light face type. Time from 12.01 noon to 12.00 midnight shown in heavy face type.

SEE AND KNOW YOUR AMERICA... fascinating facts on lectured tours! Whenever you're away, on pleasure or business, look up the Gray Line. Attractive sight-seeing tours can be taken at all important tourist points. See your local railroad passenger or ticket agent for full information. Includes Gray Line logo and illustration of a sightseeing bus.

ONE WAY RAIL FARES - 30 DAY LIMIT (Transportation Tax not included) These Westbound fares are compiled from current Tariffs as of May 1, 1955 for information only. Not to be used for selling purposes. Subject to change without notice.

Large table listing one-way rail fares from various cities (Albany, Atlanta, Baltimore, Birmingham, Boston, Buffalo, Charlotte, Chattanooga, Chicago, Cincinnati, Cleveland, Columbus, Columbia, Denver, Detroit, Evansville, Greensboro, Hartford, Indianapolis, Jackson, Jacksonville, Kansas City, Knoxville, Louisville, Memphis, Miami, Milwaukee, Minneapolis, Montgomery, Nashville, New Haven, New Orleans, New York, Norfolk, Omaha, Philadelphia, Pittsburgh, Portland, Richmond, Rochester, St. Louis, St. Paul, Salt Lake City, Savannah, Sioux City, Springfield, Tampa, Washington, Winston-Salem, Youngstown) to other cities (Las Vegas, Boise, Denver, Salt Lake City, Spokane, Walla Walla, Seattle, Portland, San Francisco, Los Angeles, San Diego). Includes times and routes.

\* Via Chicago, St. Louis or Kansas City. † To Spokane only. ‡ To Los Angeles only.



# ROUND TRIP RAIL FARES — SIX MONTHS LIMIT

(Transportation Tax not included.)

These westbound fares are compiled from current Tariffs as of May 1, 1955 for information only. Not to be used for selling purposes. Subject to change without notice.

TO FROM	Los Angeles, San Diego, Calif.		San Francisco, Calif.		Portland, Ore.; Tacoma, Seattle, Wash.		Spokane, Walla Walla, Wn.; Lewiston, Ida.		Salt Lake City, Utah		Cedar City, Utah		West Yellowstone Mont.; Victor, Ida.		Sun Valley, Ida. Ketchum, Ida.		Denver, Colo.	
	CLASS	FIRST COACH	FIRST COACH	FIRST COACH	FIRST COACH	FIRST COACH	FIRST COACH	FIRST COACH	FIRST COACH	FIRST COACH	FIRST COACH	FIRST COACH	FIRST COACH	FIRST COACH	FIRST COACH	FIRST COACH	FIRST COACH	FIRST COACH
Aberdeen, S. D.	\$114.25	\$84.10	\$114.25	\$84.10	\$93.46	\$68.13	\$81.75	\$61.60	\$81.85	\$63.15	\$95.95	\$72.50	\$77.80	\$60.05	\$92.45	\$69.05	\$51.70	\$39.95
Akron, Ohio	167.60	112.45	157.60	112.45	146.15	104.30	128.20	95.70	118.25	89.50	130.30	98.80	114.15	86.35	128.20	95.70	91.55	68.90
Albany, N. Y.	186.75	137.40	196.75	137.40	185.30	129.25	167.35	120.65	167.40	114.45	169.45	123.75	153.30	111.30	167.35	120.65	130.70	93.85
Ann Arbor, Mich.	148.80	106.80	148.80	106.80	137.35	98.65	119.40	90.05	109.45	83.85	121.50	93.15	105.35	80.70	119.40	90.05	82.75	63.25
Atlanta, Ga. (via Chicago)	146.00	109.10	146.00	109.10	149.45	108.15	137.30	99.45	119.60	91.70	135.70	104.10	125.80	96.55	136.40	99.45	91.40	69.95
Atlanta, Ga. (via St. Louis)	146.00	109.10	146.00	109.10	149.45	108.15	137.30	99.45	119.60	91.70	135.70	104.10	125.80	96.55	136.40	99.45	91.40	69.95
Atlanta, Ga. (via Kansas City)	146.00	109.10	146.00	109.10	149.45	108.15	137.30	99.45	119.60	91.70	135.70	104.10	125.80	96.55	136.40	99.45	91.40	69.95
Baltimore, Md.	187.05	134.20	187.05	134.20	180.55	126.05	162.60	117.45	152.65	111.25	164.70	120.55	148.55	108.10	162.60	117.45	125.95	90.65
Binghamton, N. Y.	189.05	132.20	189.05	132.20	177.60	124.05	159.65	115.45	149.70	109.25	161.75	118.55	145.60	106.10	159.65	115.45	123.00	88.65
Birmingham, Ala. (via Chicago)	134.45	100.85	134.45	100.85	137.90	99.90	125.75	91.20	108.05	83.45	124.15	95.85	114.25	88.30	124.85	91.20	79.85	61.70
Birmingham, Ala. (via St. Louis)	134.45	100.85	134.45	100.85	137.90	99.90	125.75	91.20	108.05	83.45	124.15	95.85	114.25	88.30	124.85	91.20	79.85	61.70
Birmingham, Ala. (via Kansas City)	134.45	100.85	134.45	100.85	137.90	99.90	125.75	91.20	108.05	83.45	124.15	95.85	114.25	88.30	124.85	91.20	79.85	61.70
Boston, Mass.	214.91	151.08	214.91	151.08	203.46	142.93	185.51	134.33	175.56	128.13	187.61	137.43	171.46	124.98	185.51	134.33	148.86	107.53
Buffalo, N. Y. (via Standard)	171.50	120.45	171.50	120.45	160.05	112.30	142.10	103.70	132.15	97.50	144.20	106.80	128.05	94.35	142.10	103.70	105.45	76.90
Buffalo, N. Y. (via Differential)	168.65	117.90	168.65	117.90	157.20	109.75	139.25	101.15	129.30	94.95	141.35	104.25	128.05	91.80	139.25	101.15	102.60	74.35
Canton, Ohio	158.85	113.10	158.85	113.10	147.40	104.95	129.45	96.35	119.50	90.15	131.55	99.45	115.40	87.00	129.45	96.35	92.80	69.55
Cedar Rapids, Ia.	117.90	85.95	117.90	85.95	105.35	75.95	93.10	67.95	73.85	57.00	88.60	68.40	72.45	55.95	88.15	67.95	67.20	36.45
Charleston, W. Va.	158.16	118.46	158.16	118.46	155.11	110.10	139.85	101.40	127.86	95.50	140.61	105.50	125.80	93.05	139.85	101.40	100.65	73.35
Charlotte, N. C. (via Chicago)	164.05	121.95	164.05	121.95	165.65	118.60	153.50	109.90	137.65	103.80	153.75	116.20	142.85	107.60	153.50	109.90	109.45	82.05
Charlotte, N. C. (via St. Louis)	164.05	121.95	164.05	121.95	165.65	118.60	153.50	109.90	137.65	103.80	153.75	116.20	142.85	107.60	153.50	109.90	109.45	82.05
Chattanooga, Tenn. (via Chicago)	141.50	104.95	141.50	104.95	142.85	102.35	130.70	93.65	115.10	87.55	131.20	99.95	120.05	91.35	130.40	93.65	86.90	65.80
Chattanooga, Tenn. (via St. Louis)	141.50	104.95	141.50	104.95	142.85	102.35	130.70	93.65	115.10	87.55	131.20	99.95	120.05	91.35	130.40	93.65	86.90	65.80
Chicago, Ill.	126.45	90.15	126.45	90.15	115.00	82.00	97.05	73.40	87.10	67.20	99.15	76.90	83.00	64.05	97.05	73.40	60.40	46.60
Cincinnati, Ohio	143.90	107.60	143.90	107.60	139.55	99.85	123.35	91.15	112.30	85.25	125.45	95.70	109.30	83.25	123.35	91.15	83.60	63.10
Cleveland, Ohio (via Standard)	156.60	111.85	156.60	111.85	145.15	103.70	127.20	95.10	117.25	88.90	129.30	98.20	113.15	85.75	127.20	95.10	95.10	68.30
Cleveland, Ohio (via Differential)	156.60	111.85	156.60	111.85	145.15	103.70	127.20	95.10	117.25	88.90	129.30	98.20	113.15	85.75	127.20	95.10	95.10	68.30
Clinton, Ia.	122.70	89.25	122.70	89.25	109.70	79.70	94.75	71.00	78.80	60.70	92.75	71.55	76.60	59.10	92.75	71.00	51.90	40.10
Columbus, Ohio	154.12	110.40	154.12	110.40	142.95	102.25	125.00	93.65	115.05	87.45	127.10	96.75	110.95	84.30	125.00	93.65	88.35	66.85
Columbia, S. C. (via Chicago)	162.55	121.75	162.55	121.75	166.80	119.60	154.90	110.90	137.30	104.35	153.05	116.45	143.50	108.60	154.10	110.90	109.10	82.60
Columbia, S. C. (via St. Louis)	162.55	121.75	162.55	121.75	166.80	119.60	154.90	110.90	137.30	104.35	153.05	116.45	143.50	108.60	154.10	110.90	109.10	82.60
Dallas, Texas (via Kansas City)	110.25	79.35	110.25	79.35	114.80	81.85	108.65	81.00	76.15	58.75	92.25	71.15	93.20	72.05	94.30	72.80	48.60	37.55
Dallas, Texas (via Denver)	92.45	68.75	92.45	68.75	97.80	71.90	81.85	68.00	61.00	48.00	77.00	61.00	76.85	59.30	91.25	70.50	50.30	38.85
Davenport, Ia.	120.20	87.75	120.20	87.75	109.70	79.70	96.50	71.00	77.00	59.40	93.00	71.75	76.85	59.30	91.25	70.50	50.30	38.85
Dayton, Ohio	147.66	107.85	147.66	107.85	138.90	99.70	120.95	91.10	111.00	84.90	123.05	94.20	106.90	81.75	120.95	91.10	84.30	63.75
Decatur, Ill. (via Chicago)	126.45	90.15	126.45	90.15	115.00	82.00	97.05	73.40	87.05	74.85	103.40	79.80	87.25	67.35	97.05	73.40	70.35	54.25
Decatur, Ill. (via St. Louis)	126.45	90.15	126.45	90.15	115.00	82.00	97.05	73.40	87.05	74.85	103.40	79.80	87.25	67.35	97.05	73.40	70.35	54.25
Denver, Colo.	80.65	60.60	80.65	60.60	77.20	55.15	71.60	51.15	34.45	26.55	50.55	39.00	47.70	36.45	48.80	37.70	40.10	30.95
Des Moines, Ia.	111.65	81.60	111.65	81.60	102.30	73.90	90.15	65.30	66.80	51.55	82.95	63.95	69.35	53.60	81.05	62.60	45.10	30.95
Detroit, Mich.	151.90	108.80	151.90	108.80	140.45	100.65	122.50	92.05	112.55	85.85	124.60	95.15	108.45	82.70	122.50	92.05	85.85	65.25
Duluth, Minn.	123.40	90.15	123.40	90.15	103.66	75.10	94.35	69.05	87.35	67.45	99.95	77.15	72.65	56.10	98.20	72.80	60.50	46.75
Erie, Pa.	164.50	116.40	164.50	116.40	153.05	108.25	135.10	99.65	125.15	93.45	137.20	102.75	121.05	90.30	135.10	99.65	98.45	72.85
Evansville, Ind. (via Chicago)	131.75	94.40	131.75	94.40	121.20	86.65	108.95	77.95	95.00	74.15	110.10	84.45	97.90	75.10	108.95	77.95	66.30	51.95
Evansville, Ind. (via St. Louis)	131.75	94.40	131.75	94.40	121.20	86.65	108.95	77.95	95.00	74.15	110.10	84.45	97.90	75.10	108.95	77.95	66.30	51.95
Flint, Mich.	150.75	108.10	150.75	108.10	139.30	99.95	121.35	91.35	111.40	85.15	122.05	93.70	105.90	81.15	121.35	91.35	84.70	64.55
Fort Wayne, Ind.	139.81	100.27	139.81	100.27	128.36	92.12	110.41	83.52	100.46	77.32	112.51	86.62	96.36	74.17	110.41	83.52	73.76	56.72
Grand Rapids, Mich.	143.13	102.61	143.13	102.61	131.68	94.46	113.73	85.86	103.78	79.66	115.83	88.96	99.68	76.51	113.73	85.86	77.08	59.08
Greensboro, N. C.	169.85	126.15	169.85	126.15	168.90	120.15	156.75	111.45	141.15	105.55	157.25	117.95	146.10	108.60	156.45	111.45	112.95	83.40
Harrisburg, Pa.	187.05	131.20	187.05	131.20	176.20	123.05	158.25	114.45	148.30	108.25	160.35	117.55	144.20	105.10	158.25	114.45	121.60	87.75
Hartford, Conn.	206.07	144.34	206.07	144.34	194.62	136.19	176.67	127.59	166.72	121.39	178.77	130.69	162.62	118.24	176.67	127.59	140.02	100.65
Houston, Texas (via Kansas City)	110.25	79.35	110.25	79.35	120.30	85.75	120.30	85.75	88.50	68.30	104.60	80.70	105.55	81.55	106.85	82.35	60.95	47.10
Houston, Texas (via Denver)	102.90	74.10	102.90	74.10	120.30	85.75	120.30	85.75	88.50	68.30	104.60	80.70	105.55	81.55	106.85	82.35	60.95	47.10
Indianapolis, Ind.	142.00	102.40	142.00	102.40	130.45	94.46	113.73	85.86	103.78	79.66	115.83	88.96	99.68	7				



# PULLMAN SLEEPING CAR RATES

(Transportation Tax not included)

These fares compiled from current Tariffs as of May 1, 1955 for information only. Not to be used for selling purposes. Subject to change without notice. See Page 49 for Rates for Upper Berths, Drawing Rooms, Compartments, Bedrooms, Roomettes, etc. Based on Applicable Lower Berth.

Chicago	St. Paul Minneapolis	Co. Bluffs Omaha	St. Louis	Kansas City	Denver	BETWEEN	Salt Lake City	Butte	Portland	Seattle Tacoma	Los Angeles	San Francisco
Lower Standard Berth	Lower Standard Berth	Lower Standard Berth	Lower Standard Berth	Lower Standard Berth	Lower Standard Berth	AND	Lower Standard Berth	Lower Standard Berth	Lower Standard Berth	Lower Standard Berth	Lower Standard Berth	Lower Standard Berth
\$17.55	\$*18.80	\$13.80	\$17.55	\$14.50	\$10.65	Boise.....	\$ 5.00	\$ 6.15	\$ 6.15	\$0 8.00	\$A12.60	\$*13.90
9.95	12.25	13.80	11.55	13.80	19.00	Boston.....	22.60	28.90	28.90	29.60	29.60	29.60
14.80	*16.55	11.65	14.50	12.25	10.25	Butte.....	5.50	8.65	8.65	12.80	12.80	12.80
17.85	17.25	14.10	17.55	15.05	10.25	Cedar City.....	5.00	*10.50	*14.95	*16.55	6.90	G*11.90
10.65	9.95	6.55	10.65	8.30		Cheyenne.....	6.55	8.65	14.50	14.50	14.50	14.50
10.65	5.00	5.80	5.00	5.50	10.65	Chicago.....	14.50	14.80	21.00	21.00	21.00	21.00
D14.50	D*16.55	D11.55	D14.50	D12.25	D 9.95	Chicago.....	7.60	10.25	14.80	14.80	15.40	15.40
5.50	5.80	5.00	5.00	6.55	6.55	Idaho Falls.....	5.00	5.00	10.25	10.25	11.95	11.95
16.60	16.05	12.80	16.60	13.50	9.60	Ketchum (Sun Valley).....	5.00	5.10	7.60	M9.60	12.25	12.25
18.45	18.10	15.40	18.45	16.35	11.95	Las Vegas.....	5.50	9.95	*15.45	*17.05	5.00	G*10.00
18.45	*20.40	15.40	*21.05	16.05	13.80	Lewiston.....	8.90	5.00	5.00	*17.80		H*13.30
21.00	21.00	18.10	20.15	18.10	15.40	Los Angeles.....	8.90	12.80	L11.95	E13.50		L 5.00
17.55	17.25	14.10	17.55	14.80	10.25	Lund.....	5.00	8.65	*14.95	*16.55	6.55	G*11.55
5.00	5.00	5.00	5.80	5.80	9.95	Minneapolis.....	14.50	*16.55	*23.10	*23.10	21.00	21.00
8.90	12.25	12.80	10.65	12.80	18.10	New York.....	21.70	21.95	28.90	28.90	28.90	28.90
14.50	14.50	11.55	14.50	12.25	7.80	Ogden.....	5.00	9.60	K11.55	8.90	8.90	8.90
5.80	5.00	5.00	5.00	6.55	6.55	Omaha-Council Bluffs.....	11.55	11.55	18.10	18.10	18.10	18.10
18.10	*20.40	15.40	17.55	16.05	12.25	Pendleton.....	7.60	6.90	N 5.50	A15.05	H*13.30	H*13.30
8.30	11.55	12.25	9.95	12.25	17.55	Philadelphia.....	21.00	21.30	27.95	27.95	27.95	27.95
21.00	*16.55	11.55	14.50	12.25	8.00	Pocatello.....	5.00	5.00	8.30	9.95	10.25	11.95
14.50	*23.10	18.10	20.15	18.10	14.80	Portland.....	9.95	8.65	5.00	L11.95	8.30	L 8.30
19.30	19.00	16.05	19.30	17.25	12.80	Reno.....	6.55	10.65	L 8.00	F 9.60	L 5.00	L 5.00
21.00	21.00	18.10	20.15	18.10	14.50	Sacramento.....	8.30	12.25	L 8.00	F 9.60	L 5.00	L 5.00
14.50	14.50	11.55	14.50	12.25	7.60	Salt Lake City.....	5.00	5.50	9.95	11.55	8.90	8.90
21.00	21.00	18.10	20.15	18.10	15.40	San Francisco.....	8.90	12.80	L 8.30	C 9.95	L 5.00	L 5.00
16.05	*23.10	18.10	20.15	18.10	14.80	Seattle.....	11.55	P 8.65	5.00	H13.50	H 9.95	H 9.95
18.10	*20.40	15.40	17.55	16.05	13.80	Shoshone.....	5.00	5.00	7.60	B 8.90	11.55	12.25
5.00	5.80	5.00	5.00	5.80	9.95	Sioux City.....	11.55	*16.55	18.10	18.10	18.10	18.10
16.60	16.05	12.80	16.60	13.50	9.60	Spokane.....	9.95	P 5.00	5.00	P 5.00	A15.70	H12.25
21.00	*23.10	18.10	20.15	18.10	14.80	St. Louis.....	*14.50	*14.50	*20.15	*20.15	*20.15	*20.15
14.50	*16.55	11.55	14.50	12.25	9.95	St. Paul.....	14.50	*16.55	*23.10	*23.10	21.00	21.00
18.10	*20.40	15.40	17.55	16.05	13.25	Sun Valley (Ketchum).....	5.00	5.10	7.60	M 9.60	12.25	12.25
8.30	11.55	12.25	8.90	11.55	16.60	Tacoma.....	11.55	P 8.65	5.00	H12.80	H 9.60	H 9.60
D14.50	D*16.55	D11.55	D14.50	D12.25	D 9.95	Victor.....	5.00	5.00	10.25	10.25	11.95	11.95
19.60	22.25	17.25	19.00	17.55	14.50	Walla Walla.....	8.30	*11.55	5.00	*10.00	15.70	H*13.30
						Washington.....	21.00	21.30	27.95	27.95	27.30	27.30
						West Yellowstone.....	5.00	5.00	10.25	10.25	11.95	11.95
						Yakima.....	9.60				15.05	

Lower Standard Berth Rate Between Las Vegas, Nevada and Cedar City, Utah, \$5.00

- (A) Via Salt Lake City and Pocatello. \* Made combination of fares.
- (B) From Tacoma, lower standard berth, \$8.65.
- (C) Via Southern Pacific Company and Portland. From Tacoma lower standard berth, \$9.60.
- (D) Also applies via Ogden. Where through car is operated via Salt Lake City charge for side trip Ogden to Salt Lake City and return with privilege of occupying car at Salt Lake City during one-half day's stop-over is \$2.00. When change of cars is necessary and passengers transfer at Salt Lake City instead of Ogden there is no charge for the side trip.
- (E) Via Southern Pacific Company and Portland. From Tacoma, lower standard berth, \$12.80.
- (F) Via Southern Pacific Company and Portland. From Tacoma, lower standard berth, \$8.90.
- (G) Via Los Angeles. (H) Via Southern Pacific Company and Portland.
- (K) From Tacoma, lower standard berth, \$10.95.
- (L) Via Southern Pacific Company.
- (M) From Tacoma, lower standard berth, \$8.90.
- (N) From Tacoma, lower standard berth, \$5.00.
- (P) Via Direct Lines. (Q) From Tacoma, lower standard berth \$7.60.

• Berth rates to and from Cheyenne, Denver and west apply via Omaha or via Kansas City.

⊗ Rates effective and service available only during Park Summer Season.

Bedroom Rates: Bedrooms are available on most Union Pacific trains. See equipment pages 8 to 23 inclusive. Double bedrooms have upper and lower berths. Duplex-Single Bedrooms have only one berth. (See table on opposite page). When occupied by one person, only one rail ticket required.

Exclusive Space Occupancy by One Person: One and one-fourth railroad tickets required for exclusive use of drawing-room; one and one-tenth rail tickets for compartment; two adult rail tickets for two bedrooms en suite or one bedroom and one compartment en suite. Exceptions: Between Chicago, Ill., and Butte, Mont., or Pendleton, Ore., and points north and west thereof (also West Yellowstone, Mont., and Victor, Ida.) only one rail ticket is required for use of a compartment; one and one-fourth rail ticket required for two bedrooms en suite or a bedroom and compartment en suite. Pullman space charges additional.

Lower Standard Berth Rate to Los Angeles and Las Vegas from points shown; quoted via Pocatello, Idaho and Salt Lake City, Utah.

BETWEEN	
Ayer, Wash. and Los Angeles.....	\$15.70
Cheney, Wash. and Los Angeles.....	15.70
La Grande, Ore. and Los Angeles.....	14.50
Marengo, Wash. and Los Angeles.....	15.70
Hinkle, Ore. and Los Angeles.....	15.05
Walla, Wash. and Los Angeles.....	15.05
BETWEEN	
Ayer, Wash. and Las Vegas, Nev.....	13.25
La Grande, Ore. and Las Vegas, Nev.....	11.25
Pendleton, Ore. and Las Vegas, Nev.....	11.95
Shoshone, Ida. and Las Vegas, Nev.....	8.30
Spokane, Wash. and Las Vegas, Nev.....	14.10
Hinkle, Ore. and Las Vegas, Nev.....	12.25
Walla, Wash. and Las Vegas, Nev.....	12.60

# PULLMAN SEAT FARES

## For Day Travel Between Various Cities and to Western Park Gateways

(Charges shown do not include Federal Tax)

# Table of Rates for Various Accommodations in Standard Pullman Sleeping Cars Effective May 1, 1955

(Charges shown do not include Federal Tax)

Where Lower Berth Rate is	Upper Berth Rate is	Roomette for one Person is	Duplex Single Room for one Person is	Bed Room for one Person is	Bed Room for two or more Persons is	Bed R'm Suite for two or more Persons is	Com-part'm't for one Person is	Com-part'm't for two or more Persons is	Drawing Room for one Person is	Drawing Room for two or more Persons is
\$ 5.00	\$ 3.80	\$ 7.00	\$ 8.00	\$ 9.50	\$11.05	\$19.00	\$11.30	\$14.45	\$15.05	\$19.00
5.10	3.90	7.15	8.15	9.70	11.25	19.40	11.50	14.80	15.35	19.40
5.50	4.15	7.65	8.70	10.45	12.15	20.90	12.40	15.45	16.55	20.90
5.80	4.45	8.20	9.25	11.05	12.75	22.10	13.05	16.25	17.40	22.10
6.15	4.70	8.65	9.90	11.65	13.50	23.30	13.85	16.75	18.45	23.30
6.55	4.95	9.15	10.45	12.50	14.45	25.00	14.80	18.40	19.65	25.00
6.90	5.30	9.65	11.05	13.10	15.20	26.20	15.55	19.85	20.70	26.20
7.20	5.50	10.10	11.55	13.70	15.80	27.40	16.15	20.55	21.55	27.40
7.60	5.75	10.60	12.10	14.45	16.70	28.90	17.10	21.15	22.75	28.90
8.00	6.05	11.10	12.65	15.20	17.60	30.40	18.00	22.55	24.00	30.40
8.30	6.25	11.55	13.25	15.75	18.25	31.50	18.65	23.25	24.85	31.50
8.65	6.55	12.00	13.80	16.40	19.00	32.80	19.45	24.60	25.90	32.80
8.90	6.80	12.50	14.30	16.95	19.60	33.90	20.05	25.20	26.75	33.90
9.30	7.00	12.95	14.70	17.70	20.45	35.40	21.00	25.90	27.95	35.40
9.60	7.30	13.50	15.35	18.25	21.10	36.50	21.60	27.25	28.80	36.50
9.95	7.55	13.90	15.85	18.90	21.90	37.80	22.35	27.85	29.85	37.80
10.25	7.80	14.40	16.45	19.45	22.55	38.90	23.05	29.20	30.70	38.90
10.65	8.05	14.90	16.95	20.25	23.40	40.50	23.90	29.95	31.90	40.50
10.95	8.30	15.35	17.50	20.75	24.05	41.50	24.60	30.55	32.80	41.50
11.25	8.55	15.75	18.05	21.40	24.80	42.80	25.35	31.90	33.80	42.80
11.55	8.80	16.25	18.50	21.95	25.40	43.90	26.00	32.55	34.65	43.90
11.95	9.10	16.70	19.10	22.70	26.35	45.40	26.90	33.85	35.90	45.40
12.25	9.30	17.10	19.55	23.30	26.95	46.60	27.55	34.45	36.75	46.60
12.60	9.55	17.60	20.05	23.90	27.70	47.80	28.35	35.10	37.80	47.80
12.80	9.85	18.00	20.60	24.40	28.25	48.80	28.85	36.40	38.45	48.80
13.25	10.00	18.45	21.10	25.15	29.10	50.30	29.80	36.95	39.70	50.30
13.50	10.30	18.90	21.55	25.70	29.75	51.40	30.40	38.30	40.55	51.40
13.80	10.50	19.30	22.10	26.20	30.35	52.40	31.05	38.85	41.40	52.40
14.10	10.75	19.70	22.55	26.80	31.00	53.60	31.70	39.45	42.25	53.60
14.50	11.00	20.25	23.10	27.55	31.85	55.10	32.60	40.75	43.45	55.10
14.80	11.20	20.65	23.60	28.05	32.50	56.10	33.25	41.40	44.35	56.10
15.05	11.50	21.10	24.15	28.65	33.10	57.30	33.95	42.70	45.20	57.30
15.40	11.75	21.55	24.55	29.25	33.95	58.50	34.65	43.30	46.25	58.50
15.70	11.90	21.95	25.05	29.85	34.55	59.70	35.30	43.95	47.10	59.70
16.05	12.20	22.45	25.60	30.50	35.30	61.00	36.10	45.20	48.15	61.00
16.35	12.40	22.85	26.05	31.05	35.95	62.10	36.75	45.70	49.00	62.10
16.60										



# TRAFFIC REPRESENTATIVES . . . UNION PACIFIC RAILROAD

Here, for your convenience, is a list of Union Pacific office addresses, telephone numbers, and names of the men and women at each. If you want advice in connection with your travel plans, call the nearest

office. Someone there will gladly give you the information. These offices are at your service—for reservations, for convenient side trips, for help in changing trains or making connections.

ABERDEEN, WASH.—3 Union Passenger Station, K and River Sts.—Phone 1018  
 C. H. JACKA . . . General Agent  
 ALHAMBRA, CALIF.—City Tkt. Office, 51 S. Garfield Ave.—Phone A-1741  
 M. F. LOGUE . . . (or Phone Cumberland 32634) . . . Ticket Agent  
 ASTORIA, ORE.—438 Commercial St.—Phone 304  
 FLOYD C. FOSTER . . . Traveling Freight and Passenger Agent  
 ATLANTA 3, Ga.—1432 Healey Building . . . Phone L-1432  
 P. S. SMITH . . . General Agent  
 J. R. TURNER . . . (Tampa) . . . Traveling Freight and Passenger Agent  
 J. D. GLOVER . . . Traveling Freight and Passenger Agent  
 BEND, ORE.—1054 Bond St.—Phone 63  
 H. D. ATHON . . . General Agent  
 BEVERLY HILLS, CALIF.—9571 Wilshire Blvd.—Phone CR-1767  
 FREDERICK YATES . . . (or Phone BRadshaw 2-1633) . . . City Passenger Agent  
 L. J. MULLALLY . . . City Ticket Agent  
 BIRMINGHAM 3, ALA.—701 Brown-Marx Building—Phone 7-1837  
 J. E. PHILON . . . District Freight and Passenger Agent  
 BOISE, IDAHO—City Ticket Office, Idaho Bldg., 212 No. 8th St.—Phone 3-6466  
 KAY L. JOHNSON . . . General Agent  
 W. J. HYNES . . . Special Representative  
 W. C. STEELE . . . City Passenger and Ticket Agent  
 D. F. ALVORD . . . Traveling Passenger Agent  
 T. F. MEYER . . . Traveling Freight and Passenger Agent  
 BOSTON 8, MASS.—208 Old South Bldg., 294 Washington St.—Phone 4-3380  
 M. W. COONERTY . . . General Agent  
 F. G. JUST . . . City Passenger Agent  
 HARRY A. HANSEN . . . Traveling Freight and Passenger Agent  
 W. H. BEST . . . Traveling Freight and Passenger Agent  
 BREMERTON, WASH.—Consolidated Ticket Office, 228 First St.—Phone 733  
 S. S. HARVEY . . . Ticket Agent  
 BUTTE, MONT.—609 Metals Bank Bldg., 3 West Park Street—Phone 22389  
 J. D. FORD . . . General Agent  
 W. H. WATSON . . . City Freight and Passenger Agent  
 R. E. HAUTZINGER . . . Traveling Freight and Passenger Agent  
 Consolidated Ticket Office—2 North Main Street—Phone 3276  
 R. E. BERNER . . . Ticket Agent  
 CEDAR CITY, UTAH—Union Pacific Station . . . Phone 95  
 F. R. GAINES . . . Agent  
 CHEYENNE, WYO.—City Ticket Office, 120 W. 16th St.—Phone 4-421  
 C. E. ASTLER . . . General Agent  
 F. H. GILROY . . . General Agent  
 C. E. STONE . . . Traveling Passenger Agent  
 W. A. BROWN . . . City Passenger and Ticket Agent  
 CHICAGO 3, ILL.—11 South LaSalle Street at Madison—Phone  
 H. C. YERGER . . . Traffic Manager  
 J. M. ADAMS . . . (Randolph 6-0141) . . . General Freight Agent  
 W. V. LAYMAN . . . General Agent, Freight Department  
 T. L. VOGEL . . . Foreign Freight Traffic Manager  
 CHICAGO 3, ILL.—City Ticket Office, One So. LaSalle Street—Phone  
 J. C. POLLOCK . . . General Passenger Agent  
 ALFRED J. WHITE . . . (Randolph 6-0141) . . . District Passenger Agent  
 P. B. KELCH . . . City Ticket Agent  
 W. J. FORAL . . . City Passenger Agent  
 T. R. TOWNE . . . City Passenger Agent  
 T. R. WING . . . City Passenger Agent  
 H. G. WELLS . . . City Passenger Agent  
 G. W. BORGESON . . . Passenger Representative  
 T. E. TANN . . . Traveling Passenger Agent  
 J. J. CUMMINS . . . Traveling Passenger Agent  
 Miss MARION A. MCKINNEY . . . Women's Travel Department  
 CINCINNATI 2, OHIO—303 Dixie Term. Bldg., 4th & Walnut Sts.—Phone MAin 0144  
 F. B. SWOPE . . . General Agent  
 J. J. MCCARTHY . . . City Passenger Agent  
 J. M. WIEDEMER . . . District Passenger Agent  
 W. T. NIELSEN . . . Traveling Passenger Agent  
 M. T. KAUMAN . . . Traveling Passenger Agent  
 CLEVELAND 13, OHIO—1407 Terminal Tower, 50 Public Square—Phone  
 G. A. BROWN . . . General Agent  
 R. J. GOVARTY . . . (MAin 1-3070) . . . City Passenger Agent  
 C. D. SHARER . . . Traveling Passenger Agent  
 G. W. NESTER . . . (Buffalo) . . . Traveling Freight and Passenger Agent  
 D. P. DISCOLLO . . . Traveling Freight and Passenger Agent  
 COUNCIL BLUFFS, IA.—Union Pacific Transfer Depot—Phone 6134  
 W. M. CALHOUN . . . Freight and Passenger Agent  
 DALLAS 1, TEXAS—2108 Mercantile Bank Bldg.—Phone RIVERSIDE 3915  
 M. A. ARNOLD . . . General Agent  
 L. L. CRAWFORD . . . Traveling Freight and Passenger Agent  
 ERNICE SPALL, JR. . . Traveling Freight and Passenger Agent  
 DENVER 2, COLO.—City Ticket Office, 635 17th Street—Phone KEystone 4-141  
 P. F. ECHELE . . . Traffic Manager  
 A. B. TAYLOR . . . General Freight Agent  
 N. E. LUTHI . . . General Agent, Passenger Department  
 J. L. BOSTICK . . . City Ticket Agent  
 E. R. A. SIEMERS . . . City Passenger Agent  
 ALVA L. SMITH . . . City Passenger Agent  
 H. A. ENGLESON . . . City Passenger Agent  
 O. B. STAPLETON . . . City Passenger Agent  
 A. M. MCGLASLON . . . Depot Passenger Agent  
 W. L. BOUDREAU . . . Passenger Representative  
 Mrs. LU GRAY BROWN . . . Women's Travel Department  
 DES MOINES 9, IOWA—407 Equitable Bldg., 6th & Locust Sts.—Phone 3-0583  
 W. W. MCKIBBE . . . General Agent  
 J. F. LEVINE . . . Traveling Freight and Passenger Agent  
 C. W. JACKSON . . . Traveling Passenger Agent  
 DETROIT 26, MICH.—612 Book Bldg., 1249 Washington Blvd.—Phone  
 C. J. STEGEMAN . . . Traffic Manager  
 F. O. KANSORKA . . . (WOOdward 1-7794) . . . General Agent  
 R. L. CLARK . . . District Passenger Agent  
 W. J. WRIGHT . . . City Passenger Agent  
 W. A. JACOB, JR. . . Passenger Agent  
 G. A. NESTOR . . . (Grand Rapids) . . . Traveling Freight and Passenger Agent  
 J. K. SHERIDAN . . . (Toledo) . . . Traveling Freight and Passenger Agent  
 A. J. BRAMAN . . . Traveling Passenger Agent  
 EAST LOS ANGELES, CALIF.—5454 Ferguson Drive—Phone RAYmond 3-5821  
 J. J. WALKER . . . Ticket Agent

EUGENE, ORE.—Suite 21, Cascade Bldg., 163 East 12th Avenue . . . Phone 5-3451  
 J. E. ATHERTON . . . General Agent  
 C. T. GRARY . . . Traveling Freight and Passenger Agent  
 FRESNO 1, CALIF.—207 Rowell Bldg., Tulare St. & Van Ness Ave.—Phone 4-6671  
 H. G. PELLETIER . . . General Agent  
 W. H. THOMEN . . . (Bakersfield) . . . Traveling Freight and Passenger Agent  
 A. H. CLARK . . . Traveling Freight and Passenger Agent  
 GERING, NEBR.—Union Pacific Station—Phone 55  
 F. M. PURNELL . . . General Agent  
 GLENDALE 3, CALIF.—City Ticket Office, 404 1/2 North Brand Boulevard—Phone  
 W. A. SHOOK (Phone CIties 1-2174 or CHApman 5-1370) . . . General Agent  
 W. P. HIERODT . . . City Ticket Agent  
 E. C. CHILDS . . . City Freight and Passenger Agent  
 HOLLYWOOD 28, CALIF.—City Ticket Office, 6702 Hollywood Blvd.—Phone  
 V. J. SCHMITTROTH . . . Gen'l Agt., Passenger Department  
 W. L. DUNCAN . . . (HOLLYWOOD 4-0221) . . . City Ticket Agent  
 LEO P. DRAKE . . . City Passenger Agent  
 E. J. MURPHY . . . City Passenger Agent  
 HUNTINGTON PARK, CALIF.—City Ticket Office, 7002 Pacific Blvd.—Phone  
 J. M. MOONEY, JR. . . (Phone KImball 9281) . . . Passenger Agent  
 KANSAS CITY 6, MO.—200 Waldheim Bldg., 6 East Eleventh St.—Phone VICTOR 6550  
 D. R. ALEXANDER . . . Traffic Manager  
 A. H. GENGE . . . General Agent, Freight Department  
 City Ticket Office—2 East Eleventh Street—Phone VICTOR 6550  
 HARRY M. BACK . . . General Agent, Passenger Department  
 C. T. CLARKE . . . City Ticket Agent  
 T. F. HERMAN . . . City Passenger Agent  
 C. E. PAXTON . . . City Passenger Agent  
 G. B. CRIPPER . . . City Passenger Agent  
 K. E. BOWLIN . . . Passenger Representative  
 J. E. SMITH . . . Traveling Passenger Agent  
 W. G. SMITH . . . Traveling Passenger Agent  
 Kansas City, Kans., Union City Ticket Office, Town House Hotel, 7th & State Sts.—Phone A-TWENTY 1550  
 A. B. NOWELL . . . (Phone A-TWENTY 1550) . . . City Ticket Agent  
 LAS VEGAS, NEV.—Union Pacific Station—Phone 1180  
 W. R. NEUSTROM . . . Ticket Agent  
 LEWISTON, IDAHO—Room 7, Union Depot—Phone 3-4121  
 H. J. BERGER . . . General Agent  
 LINCOLN 8, NEBR.—City Ticket Office, 234 So. 13th St.—Phone 2-6517  
 J. F. TURRENTINE . . . General Agent  
 LONG BEACH 2, CALIF.—City Ticket Office, 144 Pine Avenue—Phone 7-9931  
 H. J. DELACY . . . General Agent  
 W. M. MANZ . . . City Ticket Agent  
 J. R. CARTER . . . City Ticket Agent  
 R. W. CONNELL . . . City Freight and Passenger Agent  
 LONGVIEW, WASH.—Freight Station, 7th and Hudson Sts.—Phone 818  
 C. F. HEATH, Ticket Office, 1453 Broadway, Phone 815—Ticket Agent  
 LOS ANGELES 14, CALIF.—Union Pacific Bldg., 422 W. 6th Street—Phone  
 J. W. PADDEN . . . Traffic Manager  
 W. F. NASH . . . (TRinity 9211) . . . Assistant Traffic Manager  
 F. L. MORGAN . . . General Freight Agent  
 H. J. BURING . . . General Freight Agent  
 C. H. SALTINARSH . . . General Passenger Agent  
 E. E. SWANSON . . . Assistant Passenger Agent  
 G. M. ROLAND . . . District Baggage Agent  
 City Ticket Office—Union Pacific Bldg., 434 W. 6th Street—Phone TRinity 9211  
 R. H. LUND . . . City Ticket Agent  
 Union Pacific Building—608 So. Olive Street—Phone TRinity 9211  
 C. S. RHOADS . . . General Agent, Passenger Department  
 W. R. VOLLERS . . . City Passenger Agent  
 G. B. MOORE . . . City Passenger Agent  
 A. J. ECKERLE . . . City Passenger Agent  
 E. D. CHAMBERLAIN . . . City Passenger Agent  
 R. W. BLAND . . . Traveling Passenger Agent  
 W. F. BROWN . . . Traveling Passenger Agent  
 610 So. Olive Street—Phone TRinity 9211  
 J. D. MALEYTT . . . General Agent, Freight Department  
 Union Passenger Station—Phone TRinity 9211  
 M. F. BILLINGS . . . Depot Passenger Agent  
 J. A. JANSEN . . . Depot Passenger Agent  
 JAY D. GODDARD . . . Depot Ticket Agent  
 MEMPHIS 3, TENN.—1137 Sterlek Bldg.—8 North Third St.—Phone 6-8419  
 G. E. ROTROCK . . . General Agent  
 F. C. SCHOENING . . . Traveling Freight and Passenger Agent  
 D. J. NELSON, (No. Little Rock, Ark.) . . . Trav. Fht. & Psg. Agent  
 MILWAUKEE 3, WIS.—814 Warner Bldg., 212 W. Wisconsin Ave.—Phone  
 R. T. PAYNE . . . General Agent  
 H. E. PAULSON . . . (BLoodward 1-7833) . . . City Passenger Agent  
 G. E. MCGUIRE . . . Traveling Passenger Agent  
 MINNEAPOLIS 2, MINN.—890 Northwestern Bank Bldg., 620 Marquette Ave.—Phone  
 W. W. MAU . . . General Agent  
 E. E. SWANSON . . . (MAin 2451) . . . District Passenger Agent  
 Wm. H. BRENNAN . . . Traveling Freight and Passenger Agent  
 M. G. CARROLL . . . Traveling Freight and Passenger Agent  
 NEW ORLEANS 12, LA.—504 National Bank of Comm. Bldg., 210 Baronne St.—Phone  
 D. V. RICKSON (Phone CANal 2274) . . . General Agent  
 P. E. HAGAN . . . Traffic Agent  
 NEW YORK 20, N. Y.—626 Fifth Ave., Suite 350, Rockefeller Center—Phone  
 H. L. LAUBY . . . Eastern Traffic Manager  
 L. J. MCKERNAN { Circle 6-4900 } . . . General Agent, Passenger Department  
 J. J. SMITH . . . District Passenger Agent  
 E. H. JOHNSON . . . City Passenger Agent  
 D. J. GALL . . . City Passenger Agent  
 C. R. HICKS . . . Passenger and Ticket Agent  
 C. A. CHARMOLLE . . . Traveling Passenger Agent  
 E. R. VAN DOREN . . . Traveling Passenger Agent  
 L. G. STAHL . . . (Phone CIties 8-4908) . . . General Agent, Freight Department  
 OAKLAND 12, CALIF.—215 Central Bank Bldg., 436 14th St.—Phone  
 J. A. GOLOBICK . . . (Phone GLencourt 1-8576) . . . General Agent  
 W. R. SCHMIDT . . . City Passenger Agent

OGDEN, UTAH—City Ticket Office, Ben Lomond Hotel Bldg.—Phone 4-5653  
 J. F. BAKER . . . General Agent  
 H. O. MCINTYRE . . . Traveling Freight and Passenger Agent  
 G. A. NEBEKER . . . Depot Passenger Agent  
 A. J. HILL . . . Passenger Representative  
 OMAHA 2, NEBR.—Union Pacific Building, 1416 Dodge St.—Phone J-ACKSON 5822  
 A. G. HILKER . . . Passenger Traffic Manager  
 G. ANDERSON . . . Assistant Passenger Traffic Manager  
 I. D. KESSLER . . . Assistant Passenger Traffic Manager  
 R. B. JOHNSON . . . General Passenger Agent  
 G. G. GILES . . . Assistant General Agent  
 F. W. HICKSON . . . Manager Mail, Baggage and Express Traffic  
 J. C. BEAUMONT . . . General Freight Agent  
 J. W. JARVIS . . . Supervisor Agricultural Development  
 City Ticket Office—Corner 15th & Dodge Streets—Phone J-ACKSON 5822  
 WALTER CONREY . . . General Agent, Passenger Department  
 M. W. BREWER . . . City Ticket Agent  
 R. S. FARLEY . . . City Passenger Agent  
 L. S. NORGAARD . . . Traveling Passenger Agent  
 L. D. MARTIN . . . Traveling Passenger Agent  
 J. E. LYNCH . . . Depot Passenger Agent  
 D. J. LEWIS . . . Passenger Representative  
 Mrs. MYRTLE MASON . . . Women's Travel Department  
 MRS. A. FORAL . . . General Agent, Freight Department  
 City Ticket Office—1614 Farnam Street—Phone J-ACKSON 5822  
 W. W. NEILL . . . Ticket Agent  
 PASADENA 1, CALIF.—Un. Pac. Station, 205 W. Colorado St.—Ph. SYcamore 2-4107  
 L. A. WRIGLER . . . General Agent  
 E. C. BOSSARD . . . City Passenger Agent  
 C. N. ALLEN . . . Passenger and Freight Traffic Agent  
 R. J. BASS . . . City Ticket Agent  
 PHILADELPHIA 2, PA.—904 Girard Trust Bldg., Broad St. & So. Penn Sq.—Phone  
 M. A. LIGHT . . . General Agent  
 H. F. FARR . . . (RIttenhouse 6-2170) . . . City Passenger Agent  
 T. M. J. FRITZ . . . Traveling Passenger Agent  
 R. H. GATES . . . (Richmond, Va.) . . . Traveling Freight and Passenger Agent  
 PITTSBURGH 22, PA.—1419 Oliver Bldg., Smithfield Street and Sixth Avenue—Phone  
 H. F. BREVOORT . . . General Agent  
 GREGG W. COOK . . . (ATlantic 1-0260) . . . District Passenger Agent  
 LAVELL HALE . . . City Passenger Agent  
 J. S. GUNNER . . . Traveling Freight and Passenger Agent  
 WM. JAMES . . . Traveling Freight and Passenger Agent  
 POCATELLO, IDAHO—Union Pacific Passenger Station—Phone 268  
 R. A. ANDERSON . . . General Agent  
 L. G. MALZAR . . . (Idaho Falls) . . . Traveling Freight and Passenger Agent  
 R. B. WRIGHT . . . (Twin Falls) . . . Traveling Freight and Passenger Agent  
 POMONA, CALIF.—Union Pacific Passenger Station—Phone LYcoming 2-3501  
 G. J. CROSS . . . Passenger and Freight Traffic Agent  
 PORTLAND 5, ORE.—751 Pittock Block—Phone BRoadway 7771  
 G. W. EYERS . . . Assistant Traffic Manager  
 FRED LINGENFELDER . . . General Passenger Agent  
 P. A. COLE . . . Assistant General Passenger Agent  
 T. J. DOWD . . . General Freight Agent  
 DON SUTHERLAND . . . General Agent, Freight Department  
 J. E. SOUTHWORTH . . . Traveling Passenger Agent  
 L. A. NEASE . . . District Baggage Agent  
 City Ticket Office—701 S. W. Washington Street—Phone BRoadway 7771  
 N. B. FALLAS . . . General Agent, Passenger Department  
 C. P. WHEELER . . . City Ticket Agent  
 W. S. RUSH . . . General Freight Agent  
 T. W. HOLMAN . . . City Passenger Agent  
 C. K. WILLIAMS . . . City Passenger Agent  
 AARON J. BROWN . . . City Passenger Agent  
 O. M. HANSEN . . . Depot Passenger Agent  
 RENO, NEV.—209 American Bldg., 131 West 2nd St.—Phone 3-4881  
 W. M. CUNNINGHAM . . . General Agent  
 RIVERSIDE, CALIF.—Union Pacific Pass. Station, 7th & Vine Sts.—Phone OVerland 3-1190  
 J. L. BRECHIN . . . General Agent  
 RALPH E. TUTTLE . . . City Freight and Passenger Agent  
 NORMAN N. GRESTED . . . City Freight and Passenger Agent  
 B. A. STEWART . . . Traveling Freight and Passenger Agent  
 L. M. LAYNE . . . (Las Vegas) . . . Traveling Freight and Passenger Agent  
 ST. JOSEPH 2, MO.—City Ticket Office, 516 Francis Street—Phone 3-5485  
 F. F. ROBINSON . . . General Freight and Passenger Agent  
 W. R. TAYLOR . . . Passenger and Ticket Agent  
 J. W. MARTIN . . . (Hastings, Nebr.) . . . Traveling Freight and Passenger Agent  
 ST. LOUIS 1, MO.—1223 Ambassador Bldg., 411 North 7th St.—Phone CHestnut 1-7750  
 T. W. GURSKY . . . General Agent  
 E. O. HALL . . . City Passenger Agent  
 A. F. WALTEMATH . . . Traveling Passenger Agent  
 SACRAMENTO 14, CALIF.—217 Forum Bldg., 1107 Ninth St.—Phone GILbert 8-1025  
 F. A. FOX . . . General Agent  
 J. G. JOHNSON . . . (Klamath Falls) . . . District Freight and Passenger Agent  
 E. A. GAHL . . . Traveling Freight and Passenger Agent  
 SALINA, KANS.—Third and Ash Streets—Phone 4631  
 J. M. BROWN . . . General Agent

SALT LAKE CITY 1, UTAH—Union Pacific Bldg., 10 South Main St.—Phone 3-1644  
 SAM REINHARDT . . . Traffic Manager  
 RHEES FIFE . . . General Passenger Agent  
 City Ticket Office—Hotel Utah, Main & S. Temple Streets—Phone 3-1644  
 R. T. GRIFFIN . . . General Agent, Passenger Department  
 F. L. MCKEAN . . . District Passenger Agent  
 E. A. OLSON . . . City Passenger Agent  
 MARK R. HURD . . . City Passenger Agent  
 E. H. LYMAN . . . City Passenger Agent  
 E. F. BROWN . . . Traveling Passenger Agent  
 H. H. HOLMES . . . Depot Passenger Agent  
 R. F. PETTIGREW . . . General Agent, Freight Department  
 SAN DIEGO 1, CALIF.—City Ticket Office, 320 Broadway—Phone BELmont 3-7241  
 L. H. LARIMER . . . General Agent  
 L. H. LINSTROM . . . Ticket Agent  
 R. T. GORE . . . Passenger and Freight Traffic Agent  
 SAN FRANCISCO 2, CALIF.—291 Geary Street—Phone GARfield 1-6080  
 M. H. FOWLER . . . Traffic Manager  
 F. C. BELL . . . General Agent, Freight Department  
 W. E. KENNEDY . . . (Santa Rosa) . . . Traveling Freight and Passenger Agent  
 City Ticket Office—Geary at Powell Street—Phone GARfield 1-6080  
 B. P. COSTELLO . . . General Freight and Passenger Agent  
 J. T. FITZGERALD . . . City Ticket Agent  
 C. G. CROUSE . . . City Passenger Agent  
 P. B. JACKSON . . . City Passenger Agent  
 SAN JOSE 13, CALIF.—206 1st Nat. Bk. Bldg., Santa Clara & 1st St.—Phone  
 H. C. DANNER . . . (Phone CYpress 2-3878) . . . General Agent  
 W. H. McPHERSON . . . (Sallinas) . . . District Freight and Passenger Agent  
 W. E. McTIGHE . . . Traveling Freight and Passenger Agent  
 SAN PEDRO, CALIF.—City Ticket Office, 805 So. Pacific Ave.—Phone TERNatral 2-7651  
 J. V. CONNETT . . . General Agent  
 R. N. COYLE . . . City Freight and Passenger Agent  
 R. N. ASBURY . . . City Ticket Agent  
 SANTA ANA, CALIF.—City Ticket Office, 305 North Main Street—Phone  
 ERNEST G. HAYES . . . (Phone KImberly 2-3979) . . . General Agent  
 R. E. SMITH . . . City Freight and Passenger Agent  
 SANTA MONICA, CALIF.—City Ticket Office, 307 Santa Monica Blvd.—Phone  
 W. A. CHENEY . . . (Phone EX Brook 6-1213) . . . General Agent  
 ELMER RALL . . . (Phone EX Brook 6-1213) . . . City Ticket Agent  
 B. C. STREET . . . City Freight and Passenger Agent  
 SEATTLE 4, WASH.—204 Union Station, 4th Ave. & Jackson St.—Phone ELliott 6933  
 P. A. AULENBACHER . . . Assistant Traffic Manager  
 A. C. TAYLOR . . . Traveling Freight and Passenger Agent  
 SEATTLE 1, WASH.—City Ticket Office—1300 Fourth Avenue at University—Phone  
 W. H. AHLGRIM . . . General Agent, Passenger Department  
 L. G. SLEAR . . . (ELliott 6933) . . . City Passenger Agent  
 F. E. STERN . . . City Passenger Agent  
 C. G. ROBERTS . . . City Passenger Agent  
 SIOUX CITY 1, IOWA—405 Commerce Bldg., 520 Neb. St.—Phone 5-5228  
 L. J. ROACH . . . General Agent, Freight Department  
 SPOKANE 4, WASH.—City Ticket Office—727 Sprague Ave. Corner Post St.—Phone  
 J. R. LIVSEY . . . General Agent  
 D. E. LEFEBVRE . . . (MAtin 4121) . . . City Passenger Agent  
 W. O. BALDWIN . . . Traveling Passenger Agent  
 WILLIAM BELL, 818-16th Ave. West, Calgary, Canada . . . Trav. Fht. & Psg. Agt.  
 Phone 1-1170  
 STOCKTON 6, CALIF.—206 California Bldg., 11 So. San Joaquin St.—Phone HOward 6-5531  
 CARL BIANCHINI . . . General Agent  
 L. A. DAY . . . Traveling Freight and Passenger Agent  
 SUN VALLEY, IDAHO—Phone SUN Valley 3511  
 J. D. SIDLEY . . . Transportation Agent  
 TACOMA 2, WASH.—City Ticket Office, 114 South Ninth St.—Phone BRoadway 2276  
 F. G. ROTHWELL . . . General Agent  
 R. C. CANADAY . . . City Passenger Agent  
 R. C. JOHNSON . . . Traveling Passenger Agent  
 L. E. TOMPKINS . . . (Longview) . . . Traveling Freight and Passenger Agent  
 TORONTO 1, ONT.—201-2 Canadian Pacific Bldg., 69 Yonge St. Phone EMpire 4-7839  
 W. W. CREIGHTON . . . General Agent  
 TULSA 3, OKLA.—823 Kennedy Bldg., 321 South Boston St.—Phone 2-6859  
 L. B. BRADLEY . . . General Agent  
 H. P. THOMPSON . . . Traveling Freight and Passenger Agent  
 VICTOR, IDAHO—Union Pacific Station . . . Phone 521  
 R. O. RYTTING . . . Agent  
 WALLA WALLA, WASH.—1st. Nat'l Bank Bldg., 2nd & Alder Sts.—Phone 50  
 A. K. HINKLE . . . General Agent  
 L. E. McHARGUE . . . City Freight and Passenger Agent  
 L. E. DONAHUE . . . (Pendleton) . . . Traveling Freight and Passenger Agent  
 WASHINGTON 5, D.C.—600 Shoreham Bldg., 15th and H Sts., N. W.—Phone  
 R. H. RENDERSON . . . (REpublic 7-0600) . . . General Agent  
 RAY C. HARTEL . . . District Passenger Agent  
 MARY MAHAN . . . City Passenger Agent  
 WEST YELLOWSTONE, MONT.—Union Pacific Station . . . Phone 2291  
 J. A. SMITH . . . (Station open only during Summer Season) . . . Agent  
 WINSTON-SALEM 3, N. C.—632 Reynolds Bldg., 4th and Main Sts.—Phone 3-4881  
 D. R. WALKER . . . Traveling Freight and Passenger Agent  
 YAKIMA, WASH.—Union Pacific Building, 104 W. Yakima Ave.—Phone 4181  
 E. B. BUCHANAN . . . General Agent  
 F. E. BOX . . . (Kennewick, Wash.) . . . Traveling Freight and Passenger Agent  
 D. W. MILES . . . Traveling Freight and Passenger Agent

E. A. KLIPPEL . . . General Passenger Traffic Manager  
 OMAHA 2, NEBR.  
 W. T. BURNS . . . Vice-President, Traffic  
 OMAHA 2, NEBR.  
 J. R. MacANALLY . . . General Freight Traffic Manager  
 OMAHA 2, NEBR.

From Office . . . or Home

## TELEPHONE YOUR TRANSPORTATION REQUIREMENTS

Passenger or Freight representatives in your nearest Union Pacific office are eager to help you.