

CONDENSED TIME TABLES

CONDENSED TIME TABLES

UNION PACIFIC RAILROAD

UNION PACIFIC RAILROAD

70 - Cheyenne
90 - Ogden



THE *Strategic* MIDDLE ROUTE

THE *Strategic* MIDDLE ROUTE



GENERAL INFORMATION

Ticket Offices at all local stations open thirty minutes before departure of passenger trains, affording passengers ample time to procure tickets and get baggage checked before departure of train. Station baggagemen are required to examine tickets before checking baggage. Before entering a train passengers should ascertain from the Ticket Agent or Trainmen whether the train stops at their destination, in order to avoid mistakes at Flag or Signal stations.

Persons desiring Coupon Tickets at stations where not regularly sold can obtain them by giving Ticket Agent sufficient notice to enable him to procure them in advance.

Children under 5 years of age free, when accompanied by parent or guardian; 5 years of age and under 12, one-half fare; 12 years of age or over, full fare.

Exception: In connection with special service charge tickets on streamliner trains, City of Los Angeles and City of San Francisco, the following will govern: Children five (5) years of age and over will be assessed the adult service charge. Children under five (5) years of age must be accompanied by parent or adult guardian. Children under five (5) years of age not occupying space in coaches or sleeping cars to the exclusion of other passengers will not be assessed a special service charge. Children under five (5) years of age occupying space in coaches or sleeping cars to the exclusion of other passengers will be assessed the adult special service charge. Two or more children under five (5) years of age may occupy the same space as may be occupied by one adult passenger upon payment of the special service charge for one adult passenger. The above charges are in addition to the required passage and sleeping car tickets.

All Classes of Tickets are honored on "The Streamliner, City of Denver." On all other Streamliner Trains, **Special Fare Tickets** sold at reduced fares account charity, railroad employe, clergy, blind and attendant, DVS, VAH, furlough, etc., are not honored.

The Federal Revenue Tax Act imposes a tax on amount paid for all transportation in the United States or from and to points outside of the United States.

No person, who because of mental, physical or other disability, is incapable of caring properly for himself or herself will be received as a passenger unless accompanied by a competent attendant, and no contract for transportation or ticket purchased by or for such a person in contravention of this rule shall be valid.

Adjustment of Fares. In case of dispute with Conductors or Agents, pay the fare required, take receipt and write to C. J. Collins, General Passenger Traffic Manager, Union Pacific Railroad, Omaha 2, Nebraska.

Redemption of Tickets. Tickets unused, or partly used, will be redeemed under tariff regulations at proper value, after deducting proper tariff charges for service rendered thereon.

Limit on Tickets. All regular local and interline one-way tickets will be limited to 30 days in addition to date of sale. Stop-overs will be allowed at all points within limit, upon application to conductor without deposit of ticket.

Baggage Maximums. For passengers presenting adult ticket, 150 pounds; children's half-fare ticket, 75 pounds. Free allowance subject to tariff stipulations as to contents, weight, value and size. For Around-the-World and Trans-Pacific passengers, 350 pounds of baggage, not exceeding \$100.00 in value, may be checked without additional charge for each adult ticket, and 175 pounds not exceeding \$50.00 in value for each child traveling on half-fare ticket.

EXCEPTIONS:—Any single piece of baggage, any dimension of which exceeds 72 inches, any that weighs over 300 pounds, or any single shipment valued in excess of \$2,500.00 will not be accepted in baggage service.

Baggage Valuation. Checkable baggage consists of wearing apparel, toilet articles (except liquids) and such personal effects as the passenger may need for use while on the journey. *Jewelry, money, valuables, dishes, glassware, liquids, radios, etc., are not checkable and should not be included in baggage. Cedar chests will not be accepted as containers of checkable baggage. Paper or pasteboard cartons will not be accepted for checking, unless securely roped and of sufficient strength to withstand handling in baggage service, and weighing not in excess of 60 pounds.*

Passengers are urged, for the convenience and comfort of themselves and others on the train, to check all of their hand baggage except that actually needed for personal use enroute. It will be given best of care in the baggage car and be quickly available at the end of the journey.

See footnote at bottom of page 2 regarding a distinctive tag for each piece of baggage to be handled on certain Streamliner Trains.

Value of baggage must be declared at time of checking on prescribed form in passenger's own handwriting. Checkable baggage should be enclosed in strong locked containers, plainly marked with name and permanent address of owner.

Railroads will not be responsible for loss or damage to articles not properly checkable as baggage, or damage caused to legitimate baggage thereby.

Air-conditioned Trains. Air-conditioned cars have been assigned to regular sections of trains as indicated in this folder. Every effort is made to provide such cars as specified, but the right is reserved to use non-air-conditioned cars in these trains when traffic or operating necessities require them.

Lost Articles should be inquired for by addressing H. C. Forgy, Manager, Mail Baggage and Express Traffic, Union Pacific Railroad, Omaha 2, Nebraska.

Stopping Trains on Signal. Where trains are scheduled to stop only on Flag or Signal, advance notice should be given to Agent or Conductor, as the case may be, so that necessary arrangements may be perfected.

Parmelee Transportation Co. Passenger and Baggage Transfer in Chicago. A authorized agent of Parmelee Transportation Company will be on incoming trains or at Chicago Passenger Stations near the train gates to arrange for the transfer of passengers and baggage to other railroad stations or to loop hotels; also for delivery of baggage to any address in Chicago, and some suburbs.

Passengers holding through tickets and wishing to visit in Chicago between trains, may, on arrival in Chicago, deliver their hand baggage to Parmelee Company's Agent and secure claim check for it. The baggage will be transferred to the parcel room of the station from which departure will be made and should be claimed on presentation of the claim check. The charge, on presentation of transfer coupon, including the parcel room fee for the first 24 hours, is only 10c for each of the first three pieces and 35c for each additional piece over three.

Western Union Telegraph Offices are maintained at all stations, enabling passengers to communicate conveniently at any time with home or business anywhere. Telegram blanks in Pullman cars.

Union Pacific Rail Tickets Good Optionally on Buses of Interstate Transit Lines or Union Pacific Stages, Inc. Tickets good for passage over Union Pacific rail lines between any two points between which the Interstate Transit Lines or Union Pacific Stages, Inc., furnish motor bus service will be honored on motor buses with some exceptions. Consult Agent.

In cases where the Interstate Transit Lines or Union Pacific Stages, Inc., do not parallel the Union Pacific but reach a point located on a branch line of the Union Pacific, rail tickets will be honored to such branch line point by Union Pacific Railroad and from such point by the Interstate Transit Lines or Union Pacific Stages, Inc., or the reverse; provided published round trip rail side trip fare or double local is collected from main line junction and side trip rail coupons are attached to the through ticket.

This applies to all classes of tickets—one-way or round trip—except Care-takers or Drivers tickets, tickets endorsed "Railroad Special Rate Order", or tickets endorsed "not good on Motor Bus." Ask agent for particulars.

Not Responsible. The Union Pacific Railroad is not responsible for errors in time tables, inconvenience or damage resulting from delayed trains or failure to make connections; schedules, consists and designations of trains shown herein are subject to change without notice. No responsibility is assumed for unchecked articles left in stations or cars.

UNION PACIFIC TRAFFIC OFFICES

ABERDEEN, WASH.	3 Union Passenger Station, K and River Streets
ALHAMBRA, CALIF.	City Ticket Office, 121 West Main Street
ATLANTA 3, GA.	1232 Healey Building
BEND, ORE.	112 Oregon Avenue
BIRMINGHAM 3, ALA.	701 Brown-Marx Building
BOISE, IDAHO	City Ticket Office, Idaho Bldg., 212 N. 8th Street
BOSTON 8, MASS.	208 Old South Bldg., 294 Washington Street
BUTTE, MONT.	609 Metals Bank Bldg., 8 West Park Street
CHEYENNE, WYO.	City Ticket Office, 120 West 16th Street
CHICAGO 3, ILL.	City Ticket Office, 1 S. LaSalle Street
CINCINNATI 2, OHIO	303 Dixie Terminal Building
CLEVELAND 13, OHIO	1407 Terminal Tower, 50 Public Square
DALLAS 1, TEXAS	2108 Mercantile Bank Bldg.
DENVER 2, COLO.	City Ticket Office, 535 Seventeenth Street
DES MOINES 9, IA.	407 Equitable Bldg., 6th and Locust Streets
DETROIT 26, MICH.	508 Transportation Bldg., 131 Lafayette Blvd., West
FRESNO 1, CALIF.	207 Rowell Bldg., Tulare Street and Van Ness Avenue
GLENDALE 3, CALIF.	City Ticket Office, 206 North Brand Boulevard
HOLLYWOOD 28, CALIF.	City Ticket Office, 6702 Hollywood Boulevard
KANSAS CITY 6, MO.	City Ticket Office, 208 East Eleventh Street
LEWISTON, IDAHO	Room 7, Union Depot
LINCOLN 8, NEB.	City Ticket Office, 130 S. 13th Street
LONG BEACH 2, CALIF.	City Ticket Office, 144 Pine Avenue
LOS ANGELES 14, CALIF.	City Ticket Office, Union Pacific Bldg.
MEMPHIS 3, TENN.	1720 Sterick Bldg., 8 North Third Street
MILWAUKEE 3, WIS.	814 Warner Bldg., 212 W. Wisconsin Avenue
MINNEAPOLIS 2, MINN.	890 Northwestern Bank Bldg., 620 Marquette Avenue
NEW ORLEANS 12, LA.	504 Canal Bldg., 210 Baronne Street
NEW YORK 20, N. Y.	626 Fifth Ave., Suite 350, Rockefeller Center
OAKLAND 12, CALIF.	215 Central Bank Bldg., 436 14th Street

C. J. COLLINS
General Passenger Traffic Manager
OMAHA 2, NEBR.

F. W. ROBINSON, S.
A. J. SEITZ, Assis.
OMAHA 2, N.

OGDEN, UTAH.	City Ticket Office, Ben Lomond Hotel Bldg., 25 & Washington Sts.
OMAHA 2, NEBR.	City Ticket Office, 1614 Farnam St.
OMAHA 2, NEBR.	City Ticket Office, Corner 15th and Dodge Sts.
PASADENA 1, CALIF.	Union Pacific Station, 205 West Colorado Street
PHILADELPHIA 22, PA.	904 Girard Trust Bldg., Broad St. and S. Penn Sq.
PITTSBURGH 22, PA.	1419 Oliver Bldg., Smithfield Street and Sixth Avenue
PORTLAND 5, ORE.	City Ticket Office, 701 S. W. Washington Street
RENO, NEV.	Room 205, 219 Center Street
RIVERSIDE, CALIF.	Union Pacific Passenger Station, 7th and Vine Streets
ST. JOSEPH 2, MO.	City Ticket Office, 517 Francis Street
ST. LOUIS 1, MO.	1223 Ambassador Bldg., 411 North 7th Street
SACRAMENTO 14, CALIF.	217 Forum Bldg., 1107 Ninth Street
SALT LAKE CITY 1, UTAH.	City Ticket Office, Hotel Utah, Main and So. Temple Sts.
SAN DIEGO 1, CALIF.	City Ticket Office, 320 Broadway
SAN FRANCISCO 2, CALIF.	City Ticket Office, at Geary and Powell Streets
SAN JOSE 7, CALIF.	206 First National Bank Bldg.
SAN PEDRO, CALIF.	City Ticket Office, 805 South Pacific Ave.
SANTA ANA, CALIF.	City Ticket Office, 305 North Main Street
SANTA MONICA, CALIF.	City Ticket Office, 307 Santa Monica Boulevard
SEATTLE 1, WASH.	City Ticket Office, 1300 Fourth Avenue
SIOUX CITY 9, IA.	405 Commerce Building, 520 Nebraska Street
SPOKANE 8, WASH.	City Ticket Office, 727 Sprague Avenue
STOCKTON 6, CALIF.	207 Don Burton Bldg., 11 South San Joaquin Street
TACOMA 2, WASH.	City Ticket Office, 114 S. Ninth St.
TORONTO, ONTARIO	201 Canadian Pacific Bldg., 69 Yonge Street
TULSA 3, OKLA.	823 Kennedy Bldg., 321 S. Boston Street
WALLA WALLA, WASH.	First Nat'l. Bank Bldg., 2nd and Alder Sts.
WASHINGTON 5, D. C.	600 Shoreham Building, 15th and H Sts. N. W.
WINSTON-SALEM 3, N. C.	632 Reynolds Building
YAKIMA, WASH.	Union Pacific Bldg., 104 West Yakima Avenue

Senior Vice-President
W. T. BURNS
General Freight Traffic Manager
OMAHA 2, NEBR.

W. T. BURNS
General Freight Traffic Manager
OMAHA 2, NEBR.

UNION PACIFIC RAILROAD

Union Pacific Streamliner Schedules

Extra Fare Trains between Chicago and Los Angeles

Westbound—Read Down (See Note A) Eastbound—Read Up

Table with columns for Streamliner No. 103, C. & N. W., and Union Pacific routes between Chicago and Los Angeles. Includes dates and fares.

Extra Fare Trains between Chicago and San Francisco

Westbound—Read Down (See Note A) Eastbound—Read Up

Table with columns for Streamliner No. 101, C. & N. W., and Southern Pacific routes between Chicago and San Francisco. Includes dates and fares.

Footnotes

- Reservations for space, Pullman or coach, on the "City of Los Angeles" and the "City of San Francisco" must be obtained before the train is boarded...

Union Pacific Streamliner Schedules

The Streamliner City of Portland

Westbound—Read Down (See Note A) Eastbound—Read Up

Table with columns for Streamliner No. 1, C. & N. W., and Union Pacific routes between Chicago and Portland. Includes dates and fares.

Footnotes for Page 3

- Reservations for space, Pullman or coach, should be applied for as much in advance as possible. Tickets for or between intermediate stations will not be sold for the "City of Denver" until day of departure from terminal...

Special Service Charges on Streamliners "City of Los Angeles" and "City of San Francisco"

Table showing special service charges for various routes between cities like Chicago, Omaha, and San Francisco.

For Dependable Transportation— Be Specific—Say Union Pacific

Union Pacific Streamliner Schedules

The Streamliner City of Denver

Westbound—Read Down (See Note A) Eastbound—Read Up

Table with columns for Streamliner No. 111 Daily, C. & N. W., and Union Pacific routes between Chicago and Denver. Includes dates and fares.

CONSULT THIS CALENDAR

in connection with Union Pacific Streamliner Sailing Dates

Calendar grids for February, March, and April 1946.

Calendar grids for April and May 1946.

Calendar grids for June and July 1946.



CHICAGO to LOS ANGELES via Omaha

Table A Condensed Schedules.		Streamliner City of Los Angeles 103 Example	Los Angeles Limited 27-37 Daily Example	The Challenger 7 Daily Example	Pacific Limited 21-23 Daily Example
G. & N. W.					
Lv Chicago (C.T.)	6.00 SUN	8.15 SUN	8.30 SUN	10.00 SUN	
Ar Omaha	2.00 MON	7.45 MON	8.00 MON	10.30 SUN	
G. & N. W. Line					
Lv Minneapolis		8.45 SUN	8.45 SUN	8.40 SUN	
Ar St. Paul		9.25 "	9.25 "	9.20 "	
Ar Sioux City		5.05 MON	5.05 MON	5.35 "	
Ar Omaha		8.05 "	8.05 "	8.00 "	
Union Pacific					
Lv Omaha (C.T.)	2.10 MON	8.30 MON	8.45 MON	11.20 SUN	
Ar Fremont		9.18 "	9.37 "	12.15 MON	
Ar Columbus		10.10 "	10.34 "	1.24 "	
Ar Grand Island	4.21 MON	11.40 "	12.05 "	3.05 "	
Ar Kearney		12.34 "	1.00 "	4.08 "	
Ar No. Platte (C.T.)	6.20 MON	2.25 "	2.55 "	6.35 "	
Lv No. Platte (M.T.)	5.24 "	1.35 "	2.03 "	5.45 "	
Ar Sidney	7.13 "	4.20 "	5.01 "	9.15 "	
Ar Cheyenne	9.00 MON	6.45 "	7.45 "	11.55 MON	
St. Louis (Wab) (C. T.)					
Lv Kansas City (Un. Pac.)		3.50 SUN	3.50 SUN	6.30 SUN	
Lv Denver (M.T.)		5.05 MON	5.05 MON	8.45 MON	
Cherry					
Lv Cheyenne	9.10 MON	7.15 "	8.55 "	1.30 MON	
Ar Laramie	10.35 "	9.00 "	10.45 MON	3.20 "	
Ar Rawlins	12.31 MON	11.50 MON	1.35 TUE	6.30 "	
Ar Rock Springs		2.10 TUE	4.04 "	9.10 "	
Ar Green River	2.55 MON	3.00 "	4.50 "	10.05 MON	
Ar Evanston	4.45 "	5.25 "	7.20 "	12.55 TUE	
Ar Ogden	6.26 "	7.30 "	9.30 "	3.05 "	
Ar Ogden	6.36 "	8.10 "	10.10 "	4.15 "	
Ar Salt Lake	7.20 "	9.15 "	11.10 "	5.25 "	
Ar Salt Lake	7.25 MON	10.00 "	11.45 "	6.40 "	
Ar Lyndyl		1.05 "	2.50 "	10.00 "	
Ar Milford		3.10 "	5.00 "	12.20 "	
Ar Lund		4.20 "	6.15 "	1.50 "	
Bryce-Grand Canyon-Zion Nat. Parks-Cedar Breaks Kaibab Forest					
Ar Cedar City		7.45 "	7.45 "	9.30 "	
Lv Cedar City			4.45 "	9.30 "	
Lv Lund		4.20 "	6.15 "	1.50 TUE	
Ar Callente(MT.)	12.46 TUE	6.45 "	8.40 "	4.45 "	
Lv Callente (PT.)	11.50 MON	6.00 "	7.55 "	4.00 "	
Ar Las Vegas	2.28 TUE	9.25 TUE	11.10 TUE	7.30 TUE	
Ar Barstow	7.58 "	3.45 WED	5.48 WED	2.00 WED	
Ar San Bernardino		6.05 "	8.05 "	4.30 "	
Ar Riverside		6.45 "	8.35 "	5.15 "	
Ar East Los Angeles	9.21 TUE	8.00 "	10.05 "	7.00 "	
Ar Los Angeles (P.T.)	9.45 TUE	8.30 "	10.30 "	7.30 "	
Ar Pasadena	10.00 TUE	8.45 "	10.50 "	7.45 "	
Ar Glendale	10.25 "	9.10 "	11.15 "	8.05 "	
Ar Anaheim		11.15 "	11.15 "		
Ar Long Beach	10.15 TUE	9.00 "	11.00 "	8.00 WED	
Ar San Pedro (P.T.)	10.55 TUE	9.30 WED	11.30 WED	8.30 WED	

Equipment for Page 4

★ NO. 103—The Streamliner CITY OF LOS ANGELES—Extra Fare
 This train leaves Chicago via C. & N. W. 3rd, 9th, 15th, 21st and 27th of each month.
 Observation Bedroom Car. Chicago to Los Angeles—4 Double Bedrooms.
 Standard Sleeping Cars... Chicago to Los Angeles—11 Double Bedrooms.
 Chicago to Los Angeles—12 Open Sections.
 Chicago to Los Angeles—18 Roomettes.
 Chicago to Los Angeles—2 Drawing-rooms, 4 Compartments, 4 Double Bedrooms (5 cars).
 Coaches... Chicago to Los Angeles (1 car—24 reclining seats; 2 cars—48 reclining seats each—all reserved).
 Cafe Lounge Car... Low cost meals and lounge for coach passengers.
 Main Dining Car... Regular meal service.
 This train leaves Chicago via C. & N. W. 6th, 12th, 18th, 24th and last day of each month.
 Standard Sleeping Cars... Chicago to Los Angeles—4 Compts., 3 D. R.
 Chicago to Los Angeles—12 Enclosed Sections.
 Chicago to Los Angeles—11 Double Bedrooms.
 Chicago to Los Angeles—2 Drawing-rooms, 4 Compartments, 4 Double Bedrooms (4 cars).
 Chicago to Los Angeles—13 Roomettes, 1 Section.
 "Little Nugget" Club Car. Chicago to Los Angeles (radio).
 Coaches... Chicago to Los Angeles (2 cars—one with 50 and one with 52 reclining seats—all reserved).
 Cafe Lounge Car... Low cost meals and lounge for coach passengers.
 Main Dining Car... Regular meal service.

★ NO. 27-37—LOS ANGELES LIMITED—DAILY—27 to Ogden; 37 to Los Angeles.

Cars from Chicago and Minneapolis-St. Paul run via C. & N. W. to Omaha; thence U. P.
 Buffet Club Car... Chicago to Ogden (for San Francisco) (barber, valet, bath; radio).
 Club Lounge Car... Denver to Los Angeles (through in No. 37).
 Standard Sleeping Cars... Chicago to Los Angeles—2 Drawing-rooms, 4 Compartments, 4 Double Bedrooms.
 Chicago to Los Angeles—6 Sections, 6 Roomettes, 4 Double Bedrooms.
 Chicago to Salt Lake City—10 Sections, 3 Double Bedrooms.
 Minneapolis-St. Paul to Los Angeles—6 Sections, 6 Roomettes, 4 Double Bedrooms. (C. & N. W. 201-2-201 to Omaha).
 Denver to Los Angeles—6 Sections, 6 Roomettes, 4 Double Bedrooms (through in No. 37 from Kansas City and Denver).
 Butte to Los Angeles—10 Sections, Drawing-room, Compartments (No. 30 to Salt Lake City).
 Reclining Seat Coaches... Denver to Los Angeles (through in No. 37).
 Dining Car... Meal service.

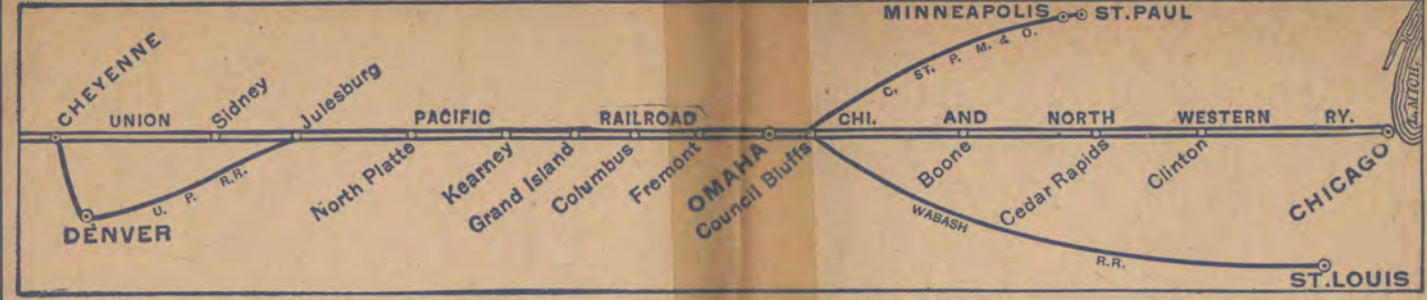
★ NO. 7—The Challenger—DAILY

All Coach and Challenger (tourist) Sleeping Car Train, Chicago to Los Angeles.
 Free Porter Service.
 Cars from Chicago and Minneapolis-St. Paul run via C. & N. W. to Omaha; thence U. P.
 Lounge Car... Chicago to Los Angeles (for sleeping car passengers).
 Challenger Sleeping Cars... Chicago to Los Angeles—14 Sections.
 (Pullman Tourist) Minneapolis-St. Paul to Los Angeles—14 Sections.
 Denver (from Kansas City) to Los Angeles—14 Sections (No. 37 to Denver; No. 127 to Ogden).
 Chicago to Los Angeles, Omaha to Los Angeles.
 Women-Childrens Coach... Chicago and Omaha to Los Angeles (Reclining seats).
 Dining Car... Serving moderately priced meals.

★ NO. 21-23—PACIFIC LIMITED—DAILY—21 to Cheyenne; 23 to Los Angeles.

Cars from Chicago run via C. & N. W. to Omaha; thence U. P.
 Standard Sleeping Cars... Chicago to Los Angeles—10 Sec., 3 Double Bedrooms.
 Cheyenne to Los Angeles—12 Sections, D. R. (from Kansas City).
 Tourist Sleeping Car... Chicago to Los Angeles—16 Sections.
 Reclining Seat Coaches... Chicago and Omaha to Los Angeles.
 Salt Lake City to Los Angeles.
 Dining Car... Meal Service.

Footnotes for Page 4
 ★ Regularly assigned through cars air-conditioned. (f) Stops only on signal.
 ● Makes ten round trips each month; see page 2 for sailing dates and schedule.
 ◆ The Challenger carries only coaches and Challenger (Pullman tourist) sleeping cars.
 □ Runs via Borie cut-off; not via Cheyenne.
 □ Motor Bus connections with main line trains at East Los Angeles.
 ◆ Stops only to let off paying passengers. * Motor bus between Lund and Cedar City.
 (C.T.) Central time. (M.T.) Mountain time. (P.T.) Pacific time.
 Time from 12.01 midnight to 12.00 noon shown in light face type.
 Time from 12.01 noon to 12.00 midnight shown in heavy face type.



LOS ANGELES to CHICAGO via Omaha

Table A Condensed Schedules.		Streamliner City of Los Angeles 104 Example	Los Angeles Limited 38-28 Daily Example	The Challenger 8 Daily Example	Pacific Limited 24-22 Daily Example
Lv San Pedro (P.T.)	2.55 SUN	3.45 SUN	3.45 SUN	6.25 SUN	
Lv Long Beach	3.35 "	4.30 "	4.30 "	6.55 "	
Lv Anaheim		4.25 "	4.25 "		
Lv Glendale	3.20 "	4.05 "	4.05 "	6.40 "	
Lv Pasadena	3.50 "	4.50 "	4.50 "	7.10 "	
Lv Los Angeles (P.T.)	4.30 "	5.30 "	6.35 "	8.00 "	
Ar East Los Angeles	4.50 "	5.57 "	7.10 "	8.25 "	
Ar Riverside		7.30 "	8.45 "	10.00 "	
Ar San Bernardino		8.05 "	9.20 "	10.35 "	
Ar Barstow		10.30 SUN	11.45 SUN	1.05 "	
Ar Las Vegas	11.40 SUN	4.15 MON	5.20 MON	6.45 "	
Ar Callente (P.T.)	2.30 MON	7.35 "	8.35 "	10.40 SUN	
Ar Callente (M.T.)	3.34 "	8.50 "	9.55 "	12.01 MON	
Ar Lund		11.02 "	12.15 "	2.40 "	
Bryce-Grand Canyon-Zion Nat. Parks-Cedar Breaks Kaibab Forest					
Lv Cedar City		3.15 "	3.15 "		
Lv Lund		11.02 "	12.15 "	2.40 MON	
Ar Milford		12.01 "	1.15 "	3.35 "	
Ar Lyndyl		2.20 "	3.25 "	5.50 "	
Ar Salt Lake City	9.10 MON	5.30 "	6.30 "	9.00 "	
Lv Salt Lake City	9.15 "	6.00 "	7.00 "	9.45 "	
Ar Ogden	9.15 "	7.00 "	8.10 "	11.00 "	
Ar Ogden	10.10 "	8.00 "	8.40 "	12.45 "	
Ar Evanston	11.50 "	9.50 MON	10.30 MON	2.50 "	
Ar Green River	1.38 MON	12.15 TUE	12.55 TUE	5.35 "	
Ar Rock Springs		1.05 "	1.42 "	6.28 "	
Ar Rawlins	4.00 MON	3.30 "	4.20 "	9.30 MON	
Ar Laramie	6.01 "	6.25 "	7.20 "	12.40 TUE	
Ar Cheyenne (M.T.)	7.20 MON	8.20 "	9.15 "	2.30 TUE	
Cherry					
Ar Denver	8.40 TUE	7.40 WED	2.00 TUE	5.50 TUE	
Ar Kansas City (C.T.)		3.15 WED	3.15 WED	11.00 TUE	
Ar St. Louis (Wab.)				7.30 WED	
Cherry					
Lv Cheyenne (M.T.)	7.30 MON	8.45 TUE	9.45 TUE	3.30 TUE	
Ar Sidney	9.00 "	10.35 "	11.30 "	5.55 "	
Ar North Platte (M.T.)		1.05 "	2.05 "	9.25 "	
Lv North Platte (C.T.)	11.54 MON	2.13 "	3.15 "	10.35 "	
Ar Kearney		4.14 "	5.04 "	12.55 "	
Ar Grand Island	1.49 TUE	5.20 "	6.10 "	2.15 "	
Ar Columbus		6.46 "	7.36 "	4.15 "	
Ar Fremont	f 7.40 "	8.30 "	9.30 TUE	5.34 "	
Ar Omaha	4.05 TUE	8.40 TUE	9.30 TUE	6.45 TUE	
C. & N. W.					
Lv Omaha	4.15 TUE	9.30 TUE	10.00 TUE	7.30 TUE	
Ar Chicago (C.T.)	12.15 TUE	8.30 WED	9.00 WED	7.30 WED	
C. & N. W. Line					
Lv Omaha		202-1-202	202-1-202	202-1-202	
Ar Sidney		10.45 TUE	10.45 TUE	10.45 TUE	
Ar Sioux City		1.45 WED	1.45 WED	1.45 WED	
Ar St. Paul		9.00 "	9.00 "	9.00 "	
Ar Minneapolis (C.T.)		9.35 WED	9.35 WED	9.35 WE	

Equipment for Page 5

★ NO. 104—The Streamliner CITY OF LOS ANGELES—Extra Fare
 This train leaves Los Angeles 6th, 12th, 18th, 24th and last day of each month.
 Arrive Chicago via C. & N. W.
 Observation Bedroom Car. Los Angeles to Chicago—4 Double Bedrooms.
 Standard Sleeping Cars... Los Angeles to Chicago—11 Double Bedrooms.
 Los Angeles to Chicago—12 Open Sections.
 Los Angeles to Chicago—18 Roomettes.
 Los Angeles to Chicago—2 Drawing-rooms, 4 Compartments, 4 Double Bedrooms (5 cars).
 Coaches... Los Angeles to Chicago (1 car—24 reclining seats; 2 cars—48 reclining seats each—all reserved).
 Cafe Lounge Car... Low cost meals and lounge for coach passengers.
 Main Dining Car... Regular meal service.
 This train leaves Los Angeles 3rd, 9th, 15th, 21st and 27th of each month.
 Arrive Chicago via C. & N. W.
 Standard Sleeping Cars... Los Angeles to Chicago—4 Compts., 3 D. R.
 Los Angeles to Chicago—12 Enclosed Sections.
 Los Angeles to Chicago—11 Double Bedrooms.
 Los Angeles to Chicago—2 Drawing-rooms, 4 Compartments, 4 Double Bedrooms (4 cars).
 Los Angeles to Chicago—13 Roomettes, 1 Section.
 "Little Nugget" Club Car. Los Angeles to Chicago (radio).
 Coaches... Los Angeles to Chicago (2 cars—one with 50 and one with 52 reclining seats—all reserved).
 Cafe Lounge Car... Low cost meals and lounge for coach passengers.
 Main Dining Car... Regular meal service.

★ NO. 38-28—LOS ANGELES LIMITED—DAILY—38 to Ogden; 28 to Chicago.

Cars to Chicago and St. Paul-Minneapolis run via C. & N. W. east of Omaha
 Buffet Club Car... Ogden (from San Francisco) to Chicago (barber, valet, bath; radio).
 Club Lounge Car... Los Angeles to Denver (through in No. 38).
 Standard Sleeping Cars... Los Angeles to Chicago—2 Drawing-rooms, 4 Compartments, 4 Double Bedrooms.
 Los Angeles to Chicago—6 Sections, 6 Roomettes, 4 Double Bedrooms.
 Los Angeles to St. Paul-Minneapolis—6 Sections, 6 Roomettes, 4 Double Bedrooms. (C. & N. W. 202-1-202 east of Omaha).
 Los Angeles to Denver and Kansas City—6 Sections, 6 Roomettes, 4 Double Bedrooms (through in No. 38).
 Los Angeles to Butte—10 Sections, Drawing-room, Compartments (No. 29 north of Salt Lake City).
 Salt Lake City to Chicago—10 Sections, 3 Double Bedrooms.
 Dining Car... Meal service.

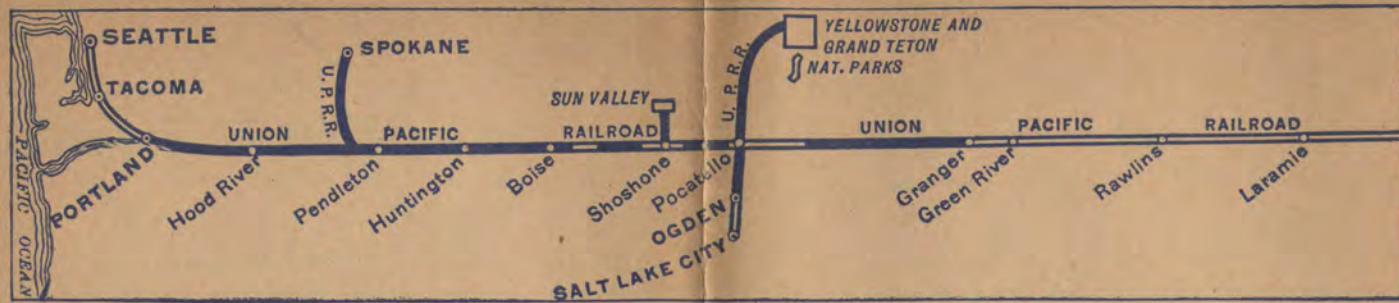
★ NO. 8—The Challenger—DAILY

All Coach and Challenger (tourist) Sleeping Car Train, Free Porter Service.
 Cars to Chicago and St. Paul-Minneapolis run via C. & N. W. east of Omaha.
 Lounge Car... Los Angeles to Chicago (for sleeping car passengers).
 Challenger Sleeping Cars... Los Angeles to Chicago—14 Sections.
 (Pullman Tourist) Los Angeles to St. Paul—Minneapolis—14 Sections.
 Los Angeles to Denver and Kansas City—14 Sections (No. 48-38 east of Cheyenne).
 Reclining Seat Coaches... Los Angeles to Chicago. Los Angeles to Omaha.
 Los Angeles to Denver (No. 48 east of Cheyenne).
 Women-Childrens Coach... Los Angeles to Omaha and Chicago (Reclining seats).
 Dining Car... Serving moderately priced meals.

★ NO. 24-22—PACIFIC LIMITED—DAILY—24 to Ogden; 22 to Chicago.

Cars to Chicago run via C. & N. W. east of Omaha.
 Standard Sleeping Cars... Los Angeles to Chicago—10 Sec., 3 Double Bedrooms.
 Los Angeles to Denver—12 Sections, Drawing-room.
 (Occupancy at Denver until 7:30 a.m.)
 Tourist Sleeping Car... Los Angeles to Chicago—16 Sec. (No. 24 to Cheyenne)
 Reclining Seat Coaches... Los Angeles to Omaha and Chicago.
 Los Angeles to Salt Lake City.
 Dining Car... Meal Service.

Footnotes for Page 5
 ★ Regularly assigned through cars air-conditioned. *Motor bus between Lund and Cedar City.
 ● Makes ten round trips each month; see page 2 for sailing dates. (f) Stops only on signal.
 ◆ The Challenger carries only coaches and Challenger (Pullman tourist) sleeping cars.
 □ Runs via Borie; not via Cheyenne.
 □ Motor Bus connections with main line trains at East Los Angeles.
 ◆ Stops only to let off paying passengers. * Motor bus between Lund and Cedar City.
 (C.T.) Central time. (M.T.) Mountain time. (P.T.) Pacific Time.
 Time from 12.01 midnight to 12.00 noon shown in light face type.
 Time from 12.01 noon to 12.00 midnight shown in heavy face type.



CHICAGO to PORTLAND and SEATTLE via Omaha

Table C Condensed Schedules.	Streamliner City of Portland 1 Example	Portland Rose 27-17 Daily Example	Challenger- Portland Rose 7-17 Daily Example	Pacific Limited 21-25 Daily Example
C. & N. W.				
Lv Chicago	8.00 SUN	8.15 SUN	8.30 SUN	10.00 SUN
Ar Omaha (C.T.)	2.00 MON	7.45 MON	8.00 MON	10.30 SUN
Union Pacific				
Lv Omaha (C.T.)	2.10 MON	8.30 MON	8.45 MON	11.20 SUN
Ar Fremont		f 9.18 "	f 9.37 "	12.16 MON
Ar Columbus		f 10.10 "	f 10.34 "	1.24 "
Ar Grand Island	4.21 MON	f 11.40 "	f 12.05 "	3.05 "
Ar Kearney		f 12.34 "	f 1.00 "	4.08 "
Ar North Platte (C.T.)	6.20 MON	2.25 "	2.55 "	6.35 "
Lv North Platte (M.T.)	5.24 "	1.35 "	2.03 "	5.45 "
Ar Sidney	7.13 "	4.20 "	5.01 "	9.15 "
Ar Cheyenne	9.00 MON	6.45 "	7.45 "	11.55 MON
St. Louis (Wab.) (C.T.)				
Lv Kansas City (Un. Pac.)		3.50 SUN	3.50 SUN	6.30 SUN
Lv Denver (M.T.)		5.10 MON	5.10 MON	8.45 MON
Cheyenne				
Lv Cheyenne	9.10 MON	8.45 MON	8.45 MON	1.15 MON
Ar Laramie	10.35 "	10.30 MON	10.30 MON	3.10 "
Ar Rawlins	12.31 MON	1.10 TUE	1.10 TUE	6.15 "
Ar Rock Springs		3.35 "	3.35 "	8.50 "
Ar Green River	2.55 MON	4.40 "	4.40 "	10.25 MON
Ar Kemmerer		6.25 "	6.25 "	12.20 TUE
Ar Montpelier		8.15 "	8.15 "	2.30 "
Ar Pocatello	7.30 MON	10.30 "	10.30 "	5.05 "
West Yellowstone				
Ar West Yellowstone				
Pocatello				
Lv Pocatello	7.40 MON	11.00 TUE	11.00 TUE	5.55 TUE
Ar Minidoka		12.20 "	12.20 "	7.19 "
Ar Shoshone		1.20 TUE	1.20 TUE	8.50 TUE
Shoshone				
Lv Shoshone		1.20 TUE	1.20 TUE	8.50 TUE
Ar Glens Ferry		2.40 "	2.40 "	10.30 "
Ar Boise	12.01 TUE	4.35 "	4.35 "	1.10 "
Ar Nampa		5.10 "	5.10 "	1.55 "
Ar Huntington (M.T.)	1.55 TUE	7.15 "	7.15 "	4.20 "
Lv Huntington (P.T.)	12.57 TUE	6.35 "	6.35 "	3.40 "
Ar Baker		8.07 "	8.07 "	5.30 "
Ar La Grande		10.00 TUE	10.00 TUE	7.30 "
Ar Pendleton	5.35 TUE	1.35 WED	1.35 WED	11.20 TUE
Ar Arlington		3.25 "	3.25 "	2.05 WED
Ar The Dalles		4.50 "	4.50 "	3.40 "
Ar Hood River		5.30 "	5.30 "	4.20 "
Ar Portland (P.T.)	8.45 TUE	7.30 "	7.30 "	6.30 "
Portland				
Lv Portland	1.30 TUE	8.45 "	8.45 "	8.45 WED
Ar Tacoma	4.48 "	1.30 "	1.30 "	1.30 "
Ar Seattle (P.T.)	5.50 TUE	2.55 WED	2.55 WED	2.55 WED

Equipment for Page 8

★ NO. 1—The Streamliner CITY OF PORTLAND

Leave Chicago via C. & N. W. Ry. 4th, 10th, 16th, 22nd and 28th of each month.
Club Lounge (Copper King) Chicago to Portland (radio).
Standard Sleeping Cars... Chicago to Portland—1 Compartment, 8 Double Bedrooms (2 cars).
Chicago to Portland—11 Enclosed Sections (2 cars).
Chicago to Portland—11 Open Sections (4 cars).
Chicago to Portland (48 reclining seats—all reserved).
(2 cars).
Chicago to Portland (38 reclining seats—all reserved).
Main Dining Car... Chicago to Portland. Regular meal service.
Coffee Shop Dining Car... Chicago to Portland. Low cost meals for coach passengers.

★ NO. 27-17—PORTLAND ROSE—DAILY

No. 27 to Cheyenne; No. 17 to Portland.
Cars from Chicago run via C. & N. W. to Omaha; thence U. P.
Club Lounge Car... Chicago to Cheyenne; Cheyenne to Portland.
Standard Sleeping Cars... Chicago to Portland—2 Drawing-rooms, 4 Compartments, 4 Double Bedrooms.
Chicago to Portland—6 Sections, 6 Roomettes, 4 Double Bedrooms.
Denver to Portland—6 Sections, 6 Roomettes, 4 Double Bedrooms (No. 17 from Denver).
Portland to Portland—10 Sections (No. 17 from Denver).
Pocatello to Spokane—12 Sections, D. R. (from Salt Lake City; No. 4 north of Pendleton).
Dining Car... Meal service.

★ NO. 7-17—The Challenger—PORTLAND ROSE—DAILY

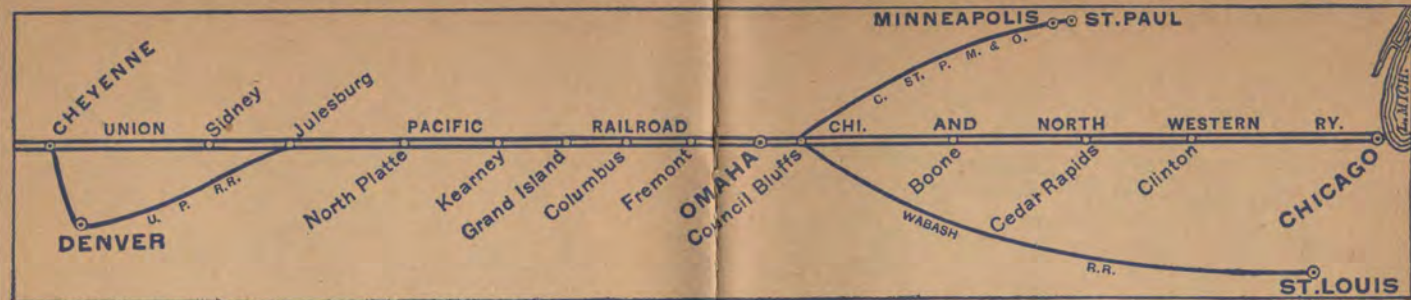
No. 7 to Cheyenne; No. 17 to Portland.
Cars from Chicago run via C. & N. W. to Omaha; thence U. P.
Porter Service without Charge.
Lounge Car... Chicago to Cheyenne (for sleeping car passengers).
Challenger Sleeping Car... Chicago to Portland—16 Sections.
(Pullman Tourist)
Chicago to Portland—14 Sections.
Denver to Portland—16 Sections (No. 17 from Denver).
Reclining Seat Coaches... Chicago to Portland. (The Chicago to Portland coaches arriving Cheyenne in No. 7, are carried to Green River in Mail Train No. 9.—Leave Cheyenne 8:30 p.m., arrive Green River 3:45 a.m.).
Denver to Spokane (No. 4 beyond Pendleton).
Denver to Portland.
Dining Car... Serving moderately priced meals.

★ NO. 21-25—PACIFIC LIMITED—DAILY

No. 21 to Cheyenne; No. 25 to Portland.
Cars from Chicago run via C. & N. W. to Omaha; thence U. P.
Standard Sleeping Cars... Chicago to Cheyenne—10 Sections, 3 Double Bedrooms (for Los Angeles).
Cheyenne to Portland—10 Sections, D. R., Compt. (from Kansas City).
Tourist Sleeping Cars... Chicago to Cheyenne—16 Sections (for Los Angeles).
(Car to car change at Cheyenne).
Denver to Portland—16 Sec. (No. 23 from Denver).
Pocatello to Spokane—14 Sections (from Salt Lake City; No. 4 north of Pendleton).
Reclining Seat Coaches... Chicago and Omaha to Portland.
Cheyenne to Spokane (No. 4 beyond Pendleton).
Dining Car... Meal service.
(Sleeping cars may be occupied at Portland until 7:00 a.m.)

Footnotes for Page 8

- ★ Regularly assigned through cars air-conditioned. (f) Stops only on signal.
- ⊙ Makes 5 round trips each month. See page 3 for sailing dates and schedule.
- ⊕ The Chicago to Portland coaches arriving Cheyenne in No. 7, are carried to Green River in Mail Train No. 9.—Leave Cheyenne 8:30 p.m., arrive Green River 3:45 a.m.
- ⊖ Regular Daily train No. 407.
- ⊗ West Yellowstone, Montana, is gateway to Yellowstone National Park. Train service for 1946 Park Season will be shown in a later issue of this folder.
- (C.T.) Central time. (M.T.) Mountain time. (P.T.) Pacific time.
- Time from 12.01 midnight to 12.00 noon shown in light face type.
- Time from 12.01 noon to 12.00 midnight shown in heavy face type.



SEATTLE and PORTLAND to CHICAGO via Omaha

Table C Condensed Schedules.	Streamliner City of Portland 2 Example	Portland Rose 18-28 Daily Example	Portland Rose- Challenger 18-8 Daily Example	Pacific Limited 26-22 Daily Example
Union Pacific				
Lv Seattle (P.T.)	8.20 SUN	12.30 SUN	12.30 SUN	11.30 SAT
Ar Tacoma	9.40 "	1.24 "	1.24 "	1.00 SUN
Ar Portland	2.20 SUN	5.05 "	5.05 "	6.45 SUN
Portland				
Lv Portland	4.30 SUN	6.30 SUN	6.30 SUN	9.00 SUN
Ar Hood River		8.09 "	8.09 "	10.53 "
Ar The Dalles		8.55 "	8.55 "	11.45 "
Ar Arlington		10.06 "	10.06 "	1.07 "
Ar Pendleton	8.58 SUN	12.35 MON	12.35 MON	3.35 "
Ar La Grande		3.25 "	3.25 "	6.15 "
Ar Baker		4.56 "	4.56 "	8.07 "
Ar Huntington (P.T.)	1.40 MON	6.30 "	6.30 "	10.05 "
Lv Huntington (M.T.)	2.42 "	7.55 "	7.55 "	11.20 SUN
Ar Nampa		10.20 "	10.20 "	1.55 MON
Ar Boise	4.30 MON	11.00 "	11.00 "	2.55 "
Ar Glens Ferry		1.05 "	1.05 "	5.10 "
Ar Shoshone		2.30 MON	2.30 MON	6.30 MON
Shoshone				
Lv Shoshone				
Ar Sun Valley				
Lv Sun Valley				
Ar Shoshone				
Shoshone				
Lv Shoshone		2.30 MON	2.30 MON	6.30 MON
Ar Minidoka		3.45 "	3.45 "	7.43 "
Ar Pocatello	8.42 MON	5.15 MON	5.15 MON	9.20 "
West Yellowstone				
Lv West Yellowstone				
Pocatello				
Lv Pocatello	8.52 MON	5.45 MON	5.45 MON	9.50 MON
Ar Montpelier		8.22 "	8.22 "	12.55 "
Ar Kemmerer		10.12 "	10.12 "	3.05 "
Ar Green River	1.38 MON	11.40 MON	11.40 MON	5.00 "
Ar Rock Springs		12.25 TUE	12.25 TUE	5.55 "
Ar Rawlins	4.00 "	2.50 "	2.50 "	9.00 "
Ar Laramie	6.01 "	5.35 "	5.35 "	11.59 MON
Ar Cheyenne	7.20 "	7.35 "	7.35 "	1.50 TUE
Denver				
Lv Denver		11.15 TUE	11.15 TUE	5.50 TUE
Ar Kansas City (C.T.)		7.40 WED	7.40 WED	11.00 TUE
Ar St. Louis (Wab.) (C.T.)		3.15 WED	3.15 WED	7.30 WED
Cheyenne				
Lv Cheyenne	7.30 MON	8.45 TUE	9.45 TUE	3.30 TUE
Ar Sidney	9.00 "	10.35 "	11.30 "	5.55 "
Ar North Platte (M.T.)	10.49 "	1.05 "	2.05 "	9.25 "
Lv North Platte (C.T.)	11.54 "	2.13 "	3.15 "	10.35 "
Ar Kearney		4.14 "	5.04 "	12.55 "
Ar Grand Island	1.49 TUE	5.20 "	6.10 "	2.15 "
Ar Columbus		6.46 "	7.36 "	4.15 "
Ar Fremont		7.40 "	8.30 "	5.54 "
Ar Omaha	4.05 TUE	8.40 TUE	9.30 TUE	6.45 TUE
C. & N. W.				
Lv Omaha	4.15 TUE	9.30 TUE	10.00 TUE	7.30 TUE
Ar Chicago (C.T.)	12.15 TUE	8.30 WED	9.00 WED	7.30 WED

Footnotes for Page 9

- ⊙ Makes 5 round trips each month. See page 3 for sailing dates and schedule.
- ⊖ Regular Daily train No. 460.
- ⊗ West Yellowstone, Mont. is gateway to Yellowstone National Park. Train service for 1946 Park Season will be shown in a later issue of this folder.

Equipment for Page 9

★ NO. 2—The Streamliner CITY OF PORTLAND

Leave Seattle and Portland 1st, 7th, 13th, 19th and 25th of each month
Arrive Chicago via C. & N. W. Ry.
Club Lounge (Copper King) Portland to Chicago (radio).
Standard Sleeping Cars... Portland to Chicago—1 Compartment, 8 Double Bedrooms (2 cars).
Portland to Chicago—11 Enclosed Sections (2 cars).
Portland to Chicago—11 Open Sections (4 cars).
Coaches... Portland to Chicago (48 reclining seats—all reserved).
(2 cars).
Portland to Chicago (38 reclining seats—all reserved).
Coffee Shop Dining Car... Portland to Chicago. Low cost meals for coach passengers.
Main Dining Car... Portland to Chicago. Regular meal service.

★ NO. 18-28—PORTLAND ROSE—DAILY

No. 18 to Cheyenne; No. 28 to Chicago
Cars to Chicago run via C. & N. W. east of Omaha
Club Lounge Car... Portland to Cheyenne; Cheyenne to Chicago.
Standard Sleeping Cars... Portland to Chicago—2 Drawing-rooms, 4 Compartments, 4 Double Bedrooms.
Portland to Chicago—6 Sections, 6 Roomettes, 4 Double Bedrooms.
Portland to Denver—6 Sections, 6 Roomettes, 4 Double Bedrooms (No. 18 through to Denver).
Portland to Denver—10 Sections (No. 18 through to Denver).
Pendleton to Salt Lake City—12 Sections, D. R. (from Spokane; No. 34 south of Pocatello).
Meal service.

★ NO. 18-8—PORTLAND ROSE—The Challenger—DAILY

No. 18 to Cheyenne; No. 8 to Chicago. Cars to Chicago run via C. & N. W. east of Omaha
Porter Service without Charge.
Lounge Car... Cheyenne to Chicago (for sleeping car passengers).
Challenger Sleeping Cars... Portland to Chicago—16 Sections.
(Pullman Tourist)
Portland to Chicago—14 Sections.
Portland to Denver—16 Sec. (No. 18 through to Denver).
Pendleton to Salt Lake City—14 Sections (from Spokane; No. 34 south of Pocatello).
Reclining Seat Coaches... Portland to Chicago—Portland to Denver.
Spokane to Cheyenne; Spokane to Denver (No. 3 to Pendleton).
Dining Car... Serving moderately priced meals.

★ NO. 26-22—PACIFIC LIMITED—DAILY

No. 26 to Cheyenne; No. 22 to Chicago. Cars to Chicago run via C. & N. W. east of Omaha
Standard Sleeping Cars... Portland to Cheyenne—10 Sections, Drawing-room, Compartment (for Kansas City).
Cheyenne to Chicago—10 Sections, 3 Double Bedrooms (from Los Angeles).
Cheyenne to Chicago—12 Sections, Drawing-room (from San Francisco).
Tourist Sleeping Cars... Portland to Chicago—16 Sections (for Denver in No. 24 east of Green River). (Car to car change after leaving Green River).
Green River to Chicago—16 Sections (from Los Angeles) (in No. 24 from Green River to Cheyenne).
Reclining Seat Coaches... Portland to Omaha and Chicago.
Dining Car... Meal service.

- ★ Regularly assigned through cars air-conditioned. (f) Stops only on signal.
- (C.T.) Central time. (M.T.) Mountain time. (P.T.) Pacific time.
- Time from 12.01 midnight to 12.00 noon shown in light face type.
- Time from 12.01 noon to 12.00 midnight shown in heavy face type.

Extra Luggage—up to 150 Pounds—Can Be Checked Free, Out of Your Way, in the Baggage Car

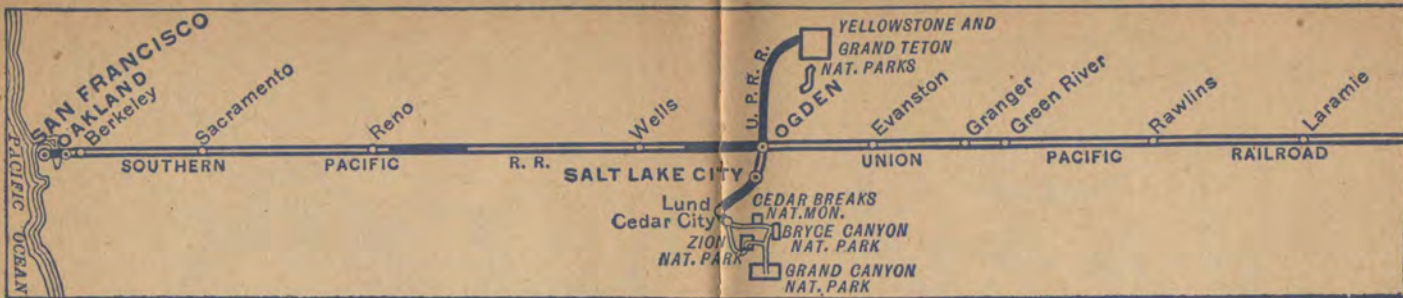


UNION PACIFIC RAILROAD
AND CONNECTIONS

7039-B

POOL BROS. INC. CHICAGO

10-111



ST. LOUIS and KANSAS CITY to SAN FRANCISCO via Denver

Table E Condensed Schedules All Trains Daily		Pony Express- San Fran. Overland 37-27 Example	Pony Express- San Fran. Challenger 37-127-87 Example	Pacific Limited 23-21 Example
Wabash				
Lv St. Louis (C.T.)	3.50 SUN	3.50 SUN		
Ar Kansas City	9.15 "	9.15 "		
Union Pacific				
Lv Kansas City	11.30 SUN	11.30 SUN	6.30 SUN	
" Lawrence	12.30 MON	12.30 MON	7.20 "	
" Topeka	1.10 "	1.10 "	8.00 "	
" Manhattan	2.30 "	2.30 "	9.05 "	
" Junction City	3.25 "	3.25 "	9.50 "	
" Salina (C.T.)	4.55 "	4.55 "	10.55 SUN	
" Ellis (M.T.)	7.20 "	7.20 "	12.20 MON	
" Oakley	9.10 "	9.10 "	1.30 "	
Ar Denver	3.35 "	3.35 "	7.35 "	
Lv Denver	5.05 "	5.20 "	8.45 "	
" La Salle	5.57 "	6.20 "	9.58 "	
" Greeley	6.10 "	6.34 "	10.13 "	
Ar Cheyenne	Runs via	Runs via	11.45 "	
Lv Cheyenne	Borie Cut-off	Borie Cut-off	1.05 "	
" Laramie	8.50 MON	9.25 MON	2.55 "	
" Rawlins	11.30 MON	12.05 TUE	6.00 "	
" Rock Springs	1.50 TUE	2.40 "	8.40 "	
" Green River	2.25 "	3.15 "	9.35 MON	
" Evanston	4.45 "	5.45 "	12.25 TUE	
Ar Ogden (M.T.)	6.40 TUE	7.40 TUE	2.35 TUE	
Lv Salt Lake City	8.00 TUE	8.00 TUE	11.15 MON	
Southern Pacific				
Lv Ogden (P.T.)	9.00 TUE	10.35 TUE	4.00 TUE	
Ar Reno	10.20 "	12.55 WED	7.45 "	
" Truckee	11.45 TUE	2.05 "	8.55 TUE	
" Sacramento	5.20 WED	7.05 "	2.20 WED	
" Berkeley	8.10 "	9.54 "	5.38 "	
" Oakland (16th St.)	8.21 "	10.03 "	5.56 "	
" Oakland Pier	8.35 "	10.15 "	6.05 "	
Ar San Francisco (P.T.)	9.20 WED	10.50 WED	6.50 WED	

Equipment for Page 14

★ **NO. 37-27—PONY EXPRESS—SAN FRAN. OVERLAND LTD.—DAILY**
Wabash No. 9 to Kansas City; No. 37 to Ogden; S. P. No. 27 to San Francisco.
Lounge Car Service. Denver to San Francisco.
Standard Sleeping Cars. St. Louis to San Francisco—6 Sections, 6 Roomettes, 4 Double Bedrooms.
Kansas City to Ogden—6 Sections, 6 Roomettes, 4 Double Bedrooms (for Los Angs.) (Open 10:00 p.m.)
Salt Lake City to San Francisco—10 Sections, Drawing-room, Compartments (No. 31 to Ogden).
Dining Car. Meal Service.

★ **NO. 37-127-87—PONY EXPRESS—SAN FRAN. CHALLENGER—DAILY**
Wabash No. 9 to Kansas City; No. 37 to Denver; No. 127 to Ogden; S. P. No. 87 to San Francisco.
Lounge Car. Ogden to San Francisco (for sleeping car passengers).
Tourist Sleeping Car. St. Louis to San Francisco—16 Sections.
Kansas City to San Francisco—16 Sections.
Reclining Seat Coaches. St. Louis to Kansas City.
Kansas City to San Francisco.
Dining Car. Meal Service.

★ **NO. 23-21—PACIFIC LIMITED—DAILY**
No. 23 to Cheyenne; No. 21 to Ogden; S. P. No. 21 to San Francisco
Standard Sleeping Cars. Kansas City to Cheyenne—12 Sections, D. R. (for Los Angeles).
Cheyenne to San Francisco—12 Sections, D. R. (from Chicago).
Salt Lake City to San Francisco—10 Sections, D. R., Compartments (No. 33 to Ogden).
Tourist Sleeping Cars. Denver to Cheyenne—16 Sections (for Portland).
Cheyenne to San Francisco—16 Sec. (from Chicago).
Reclining Seat Coach. Kansas City to San Francisco.
Dining Car. Meal service. No dining car out of Kansas City.
(Sleeping cars may be occupied at Oakland Pier until 7:30 a.m.)

Footnotes for Page 14

★ Regularly assigned through cars air-conditioned.
(C.T.) Central Time. (M.T.) Mountain time. (P.T.) Pacific time.
Time from 12.01 midnight to 12.00 noon shown in light face type.
Time from 12.01 noon to 12.00 midnight shown in heavy face type.



SAN FRANCISCO to KANSAS CITY and ST. LOUIS via Denver

Table E Condensed Schedules All Trains Daily		San Fran. Overland- Pony Express 28-38 Example	San Fran. Challenger Pony Express 88-48-38 Example	Pacific Limited 22-24 Example
Southern Pacific				
Lv San Francisco (P.T.)	7.00 SUN	7.30 SUN	9.00 SUN	
" Oakland Pier	7.45 "	8.10 "	9.35 "	
" Oakland (16th St.)	7.58 "	8.23 "	9.47 "	
" Berkeley	8.11 "	8.36 "	10.00 "	
" Sacramento	11.05 SUN	11.35 SUN	12.55 "	
" Truckee	3.50 MON	4.25 MON	6.00 "	
" Reno	5.05 "	5.40 "	7.15 SUN	
Ar Ogden (P.T.)	6.00 "	7.35 "	10.00 MON	
Union Pacific				
Ar Salt Lake City	11.25 MON	11.25 MON	3.15 MON	
Lv Ogden (M.T.)	7.35 MON	9.15 MON	12.30 MON	
Ar Evanston	9.19 "	11.10 "	2.35 "	
" Green River	11.25 "	1.40 TUE	5.15 "	
" Rock Springs	11.52 MON	2.32 "	6.10 "	
" Rawlins	2.10 TUE	5.05 "	9.15 MON	
" Laramie	4.40 "	8.00 "	12.20 TUE	
Ar Cheyenne	Runs via	9.50 "	2.10 "	
Lv Cheyenne	Borie Cut-off	11.00 "	2.55 "	
" Greeley	7.18 TUE	12.28 "	4.18 "	
" La Salle	7.31 "	12.43 "	4.32 "	
Ar Denver	8.40 "	2.00 "	5.50 "	
Lv Denver	3.40 "	3.40 "	7.10 "	
Ar Oakley	9.00 "	9.00 "	12.50 "	
" Ellis (M.T.)	10.45 "	10.45 "	2.20 "	
" Salina (C.T.)	2.25 WED	2.25 WED	6.05 "	
" Junction City	3.55 "	3.55 "	7.25 "	
" Manhattan	4.45 "	4.45 "	8.10 "	
" Topeka	6.00 "	6.00 "	9.25 "	
" Lawrence	6.35 "	6.35 "	10.00 "	
Ar Kansas City	7.40 WED	7.40 WED	11.00 TUE	
Wabash				
Lv Kansas City	9.00 WED	9.00 WED	11.55 TUE	
Ar St. Louis (C.T.)	3.15 WED	3.15 WED	7.30 WED	

Equipment for Page 15

★ **NO. 28-38—SAN FRAN. OVERLAND—PONY EXPRESS—DAILY**
S. P. No. 28 to Ogden; No. 38 to Kansas City; Wabash No. 2 to St. Louis
Lounge Car Service. San Francisco to Denver.
Standard Sleeping Cars. San Francisco to St. Louis—6 Sections, 6 Roomettes, 4 Double Bedrooms.
San Francisco to Salt Lake City—10 Sections, Drawing-room, Compartments (U. P. 34 south of Ogden).
Denver to Kansas City—12 Sections, Drawing-room.
Dining Car. Meal service. No dining car into Kansas City.

★ **NO. 88-48-38—SAN FRAN. CHALLENGER—PONY EXPRESS—DAILY**
S. P. No. 88 to Ogden; No. 88 to Cheyenne; No. 48 to Denver; No. 38 to Kansas City; Wabash No. 2 to St. Louis.
Lounge Car. San Francisco to Cheyenne (for sleeping car passengers).
Tourist Sleeping Car. San Francisco to St. Louis—16 Sections.
San Francisco to Kansas City—16 Sections.
Reclining Seat Coaches. San Francisco to Denver; Denver to Kansas City.
Kansas City to St. Louis.
Dining Car. Meal service. No dining car into Kansas City.

★ **NO. 22-24—PACIFIC LIMITED—DAILY**
S. P. No. 22 to Ogden; No. 24 to Kansas City; Wabash No. 18 to St. Louis.
Standard Sleeping Cars. San Francisco to Ogden—12 Sec., D. R. (for Chicago).
Ogden to Denver—12 Sections, D. R. (from Los Angeles). (Occupancy at Denver until 7:30 a.m.).
Cheyenne to Kansas City—10 Sections, Drawing-room, Compartment (from Portland).
San Francisco to Salt Lake City—10 Sections, D. R., Compartments (No. 32 south of Ogden).
Tourist Sleeping Cars. San Francisco to Cheyenne—16 Sections (for Chicago).
Green River to Denver—16 Sections (from Portland). (Occupancy at Denver until 7:30 a.m.).
Reclining Seat Coaches. San Francisco to Kansas City; Kans. City to St. Louis.
Dining Car. Meal service.

Footnotes for Page 15

★ Regularly assigned through cars air-conditioned. (f) Stops only on signal.
(C.T.) Central time. (M.T.) Mountain time (P.T.) Pacific time.
Time from 12.01 midnight to 12.00 noon shown in light face type.
Time from 12.01 noon to 12.00 midnight shown in heavy face type.

Famous American Trains

Among the well-known named trains of this country are many that are operated by the Union Pacific.

- The Streamliner, City of Los Angeles
- The Streamliner, City of San Francisco
- The Streamliner, City of Portland
- The Streamliner, City of Denver
- The Los Angeles Challenger
- The San Francisco Challenger

- The Los Angeles Limited
- The San Francisco Overland Limited
- The Portland Rose
- The Pony Express
- The Pacific Challenger
- The Columbine

- The Spokane
- The Butte Special
- The Salt Lake Special
- The Northwest Express
- The Utah Express
- The Idaho Express

The Progressive UNION PACIFIC RAILROAD

February 1946 Streamliner Special Sailings Notice

See pages 2 and 3 for regular sailing dates and schedules.

"CITY OF SAN FRANCISCO"

In February 1946, last sailings from Chicago and San Francisco will be one day earlier than regular schedule: leave Chicago Feb. 28, arrive San Francisco and Chicago March 2. No other changes from regular schedule.

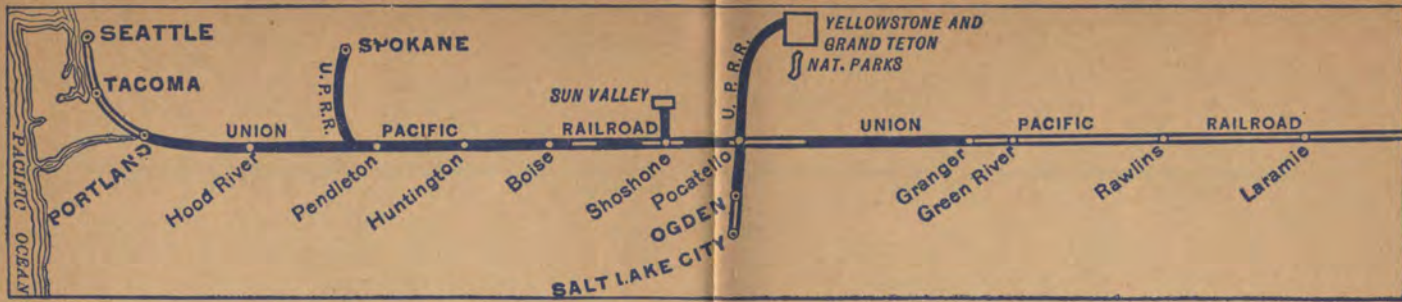
"CITY OF LOS ANGELES"

Sailing of February 27, 1946, from Los Angeles will arrive Chicago March 1, leave same day and arrive Los Angeles March 3, then follow regular schedule. Sailing of February 27 from Chicago will arrive Los Angeles March 1, leave Los Angeles same day and arrive Chicago March 3, then follow regular schedule.

"CITY OF PORTLAND"

In February 1946, last sailing from Chicago will be one day earlier than regular schedule: leave Chicago February 27, arrive Portland March 1. No other changes from regular schedule.

See pages 4 to 9, and 18, for Streamliner equipment.



ST. LOUIS and KANSAS CITY to PORTLAND and SEATTLE via Denver

Table F Condensed Schedules All Trains Daily		Pony Express Portland Rose 37-17 Example	Pacific Limited 23-25 Example
Lv St. Louis (Wabash) (C.T.)	3.50 SUN		
Ar Kansas City	9.15 SUN		
Lv Kansas City (Union Pacific)	11.30 SUN	6.30 SUN	
Ar Lawrence	12.30 MON	7.20	
Ar Topeka	1.10	8.00	
Ar Manhattan	2.30	9.05	
Ar Junction City	3.25	9.50	
Ar Salina (C.T.)	4.55	10.55 SUN	
Ar Ellis (M.T.)	7.20	12.20 MON	
Ar Oakley	9.10	1.50	
Ar Denver	3.35	7.35	
Lv Denver	5.10	8.45	
Ar La Salle	6.15	9.58	
Ar Cheyenne	7.55	11.45	
Lv Cheyenne	8.45	1.15	
Ar Laramie	10.30 MON	3.10	
Ar Rawlins	1.10 TUE	6.15	
Ar Green River	4.40	10.25 MON	
Ar Kemmerer	6.25	12.20 TUE	
Ar Pocatello	10.30	5.05	
Ar West Yellowstone			
Lv West Yellowstone			
Lv Pocatello	11.00 TUE	5.55 TUE	
Ar Minidoka	12.20	7.19	
Ar Shoshone	1.20 TUE	8.50 TUE	
Lv Shoshone			
Ar Sun Valley			
Lv Sun Valley			
Ar Shoshone			
Lv Shoshone	1.20 TUE	8.50 TUE	
Ar Boise	4.35	1.10	
Ar Huntington (M.T.)	7.15	4.20	
Lv Huntington (P.T.)	6.35	3.40	
Ar Baker	8.07 TUE	5.30	
Ar Pendleton	1.05 WED	10.35 TUE	
Ar The Dalles	4.35	3.25 WED	
Ar Hood River	5.30	4.20	
Ar Portland (P.T.)	7.30	6.30 WED	
Lv Portland	8.45 WED	8.45 WED	
Ar Tacoma	1.30	1.30	
Ar Seattle (P.T.)	2.55 WED	2.55 WED	

Equipment for Page 16

★ NO. 37-17—PONY EXPRESS—PORTLAND ROSE—DAILY

Wabash No. 9 to Kansas City; No. 37 to Denver; No. 17 to Portland.
 Club Lounge Car... Denver to Portland.
 Standard Sleeping Cars... St. Louis to Denver—6 Sections, 6 Roomettes, 4 Double Bedrooms (for San Francisco).
 Kansas City to Denver—6 Sections, 6 Roomettes, 4 Double Bedrooms. (Open 10:00 p.m.) (for Los Angeles).
 Denver to Portland—6 Sections, 6 Roomettes, 4 Double Bedrooms.
 Denver to Portland—10 Sections.
 Tourist Sleeping Cars... St. Louis to Denver—16 Sections (for San Francisco).
 Kansas City to Denver—14 Sections (Open 10:00 p.m.) (for Los Angeles).
 Kansas City to Denver—16 Sections (open 10:00 p.m.) (for San Francisco).
 Denver to Portland—16 Sections.
 Reclining Seat Coaches... St. Louis to Kansas City.
 Kansas City to Denver; Denver to Portland.
 Denver to Spokane (No. 4 beyond Pendleton).
 Dining Car... Meal service.

★ NO. 23-25—PACIFIC LIMITED—DAILY

No. 23 to Cheyenne; No. 25 to Portland.
 Standard Sleeping Car... Kansas City to Portland—10 Sections, Drawing-room, Compartment.
 Tourist Sleeping Car... Denver to Portland—16 Sections.
 Reclining Seat Coaches... Kansas City to Portland.
 Cheyenne to Spokane (No. 4 beyond Pendleton).
 Dining Car... Meal service. No dining car out of Kansas City.
 (Sleeping cars may be occupied at Portland until 7:00 a.m.)

Footnotes for Page 16

- ★ Regularly assigned through cars air-conditioned.
- West Yellowstone, Montana, is gateway to Yellowstone National Park. Train service for 1946 Park Season will be shown in a later issue of this folder.
- (C.T.) Central time. (M.T.) Mountain time. (P.T.) Pacific time.
- Time from 12.01 midnight to 12.00 noon shown in light face type.
- Time from 12.01 noon to 12.00 midnight shown in heavy face type.

WHEN YOU TRAVEL . . .

- If a journey is necessary, save time and avoid inconvenience by going direct to a Union Pacific office for information and reservations.
- Conditions today . . . with reconversion of industry . . . and military demobilization . . . have placed an unusually heavy burden on all railroad facilities. Our travel experts in the offices we maintain in many cities are in a position to give ample time and thought

to your requests and relieve you of the disadvantages of a "last minute" rush at train departure time.

- If you will telephone or drop in at the Union Pacific Railroad office nearest you, you will be given every possible assistance in the completion of your travel plans. We urge you to use this free service. Complete list of Union Pacific offices and addresses is shown on last page of this folder.



SEATTLE and PORTLAND to KANSAS CITY and ST. LOUIS via Denver

Table F Condensed Schedules All Trains Daily		Portland Rose— Pony Express 18-38 Example	Pacific Limited 26-24 Example
Union Pacific			
Lv Seattle (P.T.)	12.30 SUN	11.30 SAT	
Ar Tacoma	1.24	1.00 SUN	
Ar Portland	5.05 SUN	6.45 SUN	
Lv Portland	6.30 SUN	9.00 SUN	
Ar Hood River	8.09	10.53	
Ar The Dalles	8.55 SUN	11.45	
Ar Pendleton	12.35 MON	3.35	
Ar Baker	4.58	8.07	
Ar Huntington (P.T.)	6.30	10.05	
Lv Huntington (M.T.)	7.55	11.20 SUN	
Ar Boise	11.00	2.55 MON	
Ar Shoshone	2.30 MON	6.30	
Lv Shoshone			
Ar Sun Valley			
Lv Sun Valley			
Ar Shoshone			
Lv Shoshone	2.30 MON	6.30 MON	
Ar Minidoka	3.45	7.43	
Ar Pocatello	5.15 MON	9.20 MON	
Ar W. Yellowstone			
Lv W. Yellowstone			
Lv Pocatello	5.45 MON	9.50 MON	
Ar Kemmerer	10.12	3.05	
Ar Green River	11.40 MON	5.00	
Ar Rawlins	2.50 TUE	9.00	
Ar Laramie	5.35	11.59 MON	
Ar Cheyenne	7.35	1.50 TUE	
Lv Cheyenne	8.20	2.55	
Ar La Salle	9.58	4.32	
Ar Denver	11.15	5.50	
Lv Denver	3.40	7.10	
Ar Oakley	9.00	12.50	
Ar Ellis (M.T.)	10.45 TUE	2.20	
Ar Salina (C.T.)	2.25 WED	6.05	
Ar Junction City	3.55	7.25	
Ar Manhattan	4.45	8.10	
Ar Topeka	6.00	9.25	
Ar Lawrence	6.35	10.00	
Ar Kansas City	7.40 WED	11.00 TUE	
Lv Kansas City (Wabash)	9.00 WED	11.55 TUE	
Ar St. Louis (C.T.)	3.15 WED	7.30 WED	

Equipment for Page 17

★ NO. 18-38—PORTLAND ROSE—PONY EXPRESS—DAILY

No. 18 to Denver; No. 38 to Kansas City; Wabash No. 2 to St. Louis.
 Club Lounge Car... Portland to Denver.
 Standard Sleeping Cars... Portland to Denver—6 Sections, 6 Roomettes, 4 Double Bedrooms.
 Portland to Denver—10 Sections.
 Denver to Kansas City—6 Sections, 6 Roomettes, 4 Double Bedrooms (from Los Angeles).
 Denver to St. Louis—6 Sections, 6 Roomettes, 4 Double Bedrooms (from San Francisco).
 Denver to Kansas City—12 Sections, Drawing-room.
 Tourist Sleeping Cars... Portland to Denver—16 Sections.
 Denver to Kansas City—16 Sec. (from San Francisco).
 Denver to St. Louis—16 Sec. (from San Francisco).
 Reclining Seat Coaches... Portland to Denver; Denver to Kansas City.
 Spokane to Cheyenne; Spokane to Denver (No. 3 to Pendleton).
 Kansas City to St. Louis.
 Dining Car... Meal service. No dining car into Kansas City.

★ NO. 26-24—PACIFIC LIMITED—DAILY

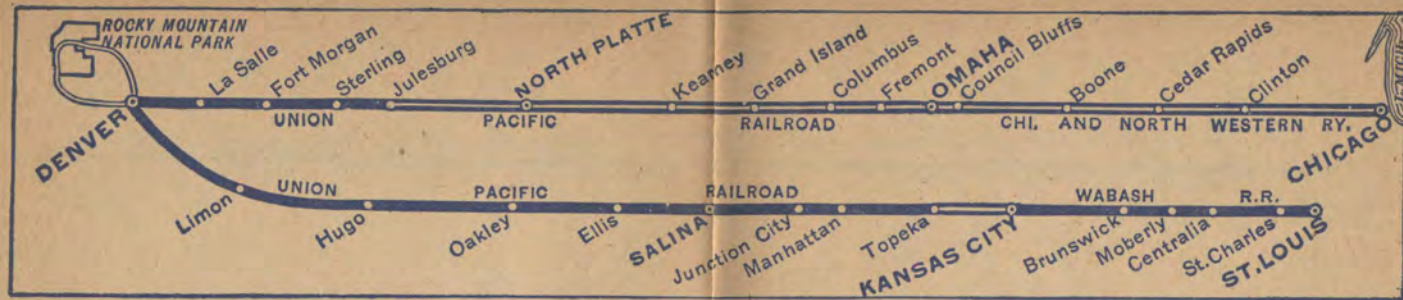
No. 26 to Cheyenne; No. 24 to Kansas City; Wabash No. 18 to St. Louis.
 Standard Sleeping Car... Portland to Kansas City—10 Sections, D. R., Compt.
 Tourist Sleeping Car... Portland to Denver—16 Sections. (In No. 24 from Green River to Denver). (Occupancy at Denver until 7:30 a.m.)
 Reclining Seat Coaches... Portland to Kansas City.
 Kansas City to St. Louis.
 Dining Car... Meal service.

Footnotes for Page 17

- ★ Regularly assigned through cars air-conditioned.
- West Yellowstone, Montana, is gateway to Yellowstone National Park. Train service for 1946 Park Season will be shown in a later issue of this folder.
- (C.T.) Central time. (M.T.) Mountain time. (P.T.) Pacific time.
- Time from 12.01 midnight to 12.00 noon shown in light face type.
- Time from 12.01 noon to 12.00 midnight shown in heavy face type.

Union Pacific Trains Use These Stations

- Boise, Idaho: Union Pacific Station.
- Butte, Montana: Union Station, 820 East Front Street.
- Cheyenne, Wyoming: Union Pacific Station, 15th Street at Capitol Avenue.
- Chicago, Illinois: C. & N. W. Terminal, Canal and Madison Streets.
- Denver, Colorado: Union Station, Foot of Seventeenth Street.
- Kansas City, Mo: Union Station, Main Street and Union Station Plaza.
- Los Angeles, Calif: Los Angeles Union Passenger Terminal, Alameda and Aliso Streets.
- Oakland, Calif: Southern Pacific 16th Street Station, Foot of 16th Street.
- Oakland Pier, Calif: Southern Pacific Terminal.
- Ogden, Utah: Union Station, 25th and Wall Streets.
- Olympia, Wash: Union Pacific Station, Corner 4th Avenue and Adams Street.
- Omaha, Nebraska: Union Station, 10th and Marcy Streets.
- Pendleton, Oregon: Union Pacific Station, Corner Main and Fraser Sts.
- Pocatello, Idaho: Union Pacific Station, Foot of West Bonneville Street.
- Portland, Oregon: Union Station, Sixth and Johnson Streets.
- Riverside, Calif: Union Pacific Station, 7th and Vine Streets.
- San Bernardino, Calif: Union Station, West Third Street.
- San Francisco, Calif: Ferry Depot, Foot of Market Street.
- Salina, Kansas: Union Station, 400 North 13th Street.
- Salt Lake City, Utah: Union Pacific Station, South Temple and Third West Streets.
- Seattle, Wash: Union Station, 4th Avenue, South, and Jackson Street.
- Spokane, Wash: Union Station, Corner Trent Avenue and Washington Street.
- St. Louis, Mo: Union Station, 18th and Market Streets.
- Tacoma, Wash: Union Station, 1713 Pacific Avenue.
- Topeka, Kansas: Union Pacific Station, Railroad and North Jackson Streets.
- Yakima, Wash: Union Pacific Station, West Yakima and South Second Ave.



CHICAGO and OMAHA to DENVER

Table G Condensed Schedules All Trains Daily		Streamliner City of Denver 111 Example	The Columbine 15 Example	Overland Limited 27-64 Example
C. & N. W.				
Lv Chicago (C. T.)	5.45 SUN	11.45 SAT	8.15 SUN	7.45 MON
Ar Omaha	1.45 MON	4.50 SUN	7.45 MON	
C. & N. W.				
Lv Minneapolis (C. T.)	(203-10-203)		(201-2-201)	
" St. Paul	8.40 SUN		8.45 SUN	
" Sioux City	9.20 "		9.25 "	
Ar Omaha	5.35 "		5.05 MON	8.05 MON
Union Pacific				
Lv Omaha (C.T.)	1.55 MON	6.10 SUN	8.30 MON	
" Fremont	2.31 "	7.15 "	9.18 "	
" Columbus	3.09 "	8.24 "	10.10 "	
" Grand Island	4.05 "	10.15 "	11.40 "	
" Kearney	4.45 "	11.28 SUN	12.34 "	
Ar North Platte (C.T.)	6.03 "	1.55 MON	2.25 "	
Lv North Platte (M.T.)	5.15 "	1.10 "	1.35 "	
" Julesburg	6.30 "	3.15 "	3.11 "	
" Sterling	7.24 "	4.45 "		
" Fort Morgan	8.46 "	5.46 "		
" La Salle	9.45 MON	7.10 "		
Ar Denver (M.T.)		8.45 MON	11.55 MON	

Equipment for Table G

★ NO. 111—The Streamliner CITY OF DENVER—DAILY
Train runs via C. & N. W. to Omaha; thence U. P.
All-weather Radio Sets in Diner-lounge, Observation Lounge and Coaches.
Observation Sleeping Car... Chicago to Denver—6 Double Bedrooms.
Standard Sleeping Cars... Chicago to Denver—12 Sections (2 cars).
Chicago to Denver—8 Sections, 3 Double Bedrooms.
Chicago to Denver—4 Roomettes, 3 Compartments,
1 Drawing-room, 4 Double Bedrooms.
Coaches... Chicago to Denver (2 cars—one with 48 and one with
50 reclining seats—all reserved).
Dining Car... Meal service.

★ NO. 15—THE COLUMBINE—DAILY
Train runs via C. & N. W. to Omaha; thence U. P.
Standard Sleeping Car... Omaha to Denver—12 Sections, 2 Double Bedrooms.
Coaches... Chicago to Omaha; Omaha to Denver.
Dining Car... Sterling, Colo. to Denver. No dining car out of Omaha.
(Meals in station lunch rooms, Chicago to Omaha).

★ No. 27-64—OVERLAND LIMITED—DAILY
No. 27 to Cheyenne; No. 64 to Denver—Train runs via C. & N. W. to Omaha; thence U. P.
See Tables A, B and C, pages 8, 10 and 12 for detail of sleeping car equipment.
Tourist Pullmans and coaches are on Challenger trains Nos. 7 and 87 leaving Chicago at 8:30 p.m. and 8:45 p.m. No. 64 carries coaches only.

DENVER to OMAHA and CHICAGO

Table G Condensed Schedules All Trains Daily		Streamliner City of Denver 112 Example	The Columbine 16 Example
Union Pacific			
Lv Denver (M.T.)	5.00 SUN	4.00 SUN	
" La Salle	5.49 "	5.05 "	
" Fort Morgan	7.05 "	6.15 "	
" Sterling	7.56 "	7.40 "	
" Julesburg	9.07 "	9.10 "	
Ar North Platte (M.T.)	10.12 "	11.20 SUN	
Lv North Platte (C.T.)	10.12 "	12.35 MON	
" Kearney	11.29 SUN	2.57 "	
" Grand Island	12.11 MON	4.15 "	
" Columbus	1.06 "	5.52 "	
" Fremont	1.46 "	6.53 "	
Ar Omaha	2.30 MON	7.50 MON	
C. & N. W.			
Lv Omaha	2.40 MON	8.15 MON	
Ar Chicago (C.T.)	10.40 MON	8.50 MON	
C. & N. W.			
Lv Omaha	(204-9-204)		
" Sioux City	8.40 MON	11.40 "	
" St. Paul	7.20 "		
Ar Minneapolis (C.T.)	7.50 MON		

Equipment for Table G

★ NO. 112—The Streamliner CITY OF DENVER—DAILY
Train runs via C. & N. W. east of Omaha
Observation Sleeping Car... Denver to Chicago—6 Double Bedrooms.
Standard Sleeping Cars... Denver to Chicago—12 Sections (2 cars).
Denver to Chicago—8 Sections, 3 Double Bedrooms.
Denver to Chicago—4 Roomettes, 3 Compartments,
1 Drawing-room, 4 Double Bedrooms.
Coaches... Denver to Chicago (2 cars—one with 48 and one with
50 reclining seats—all reserved).
Dining Car... Meal service.

★ NO. 16—THE COLUMBINE—DAILY
Train runs via C. & N. W. east of Omaha.
Parlor Car... Omaha to Chicago.
Standard Sleeping Car... Denver to Omaha—12 Sections, 2 Double Bedrooms.
Coaches... Denver to Omaha; Omaha to Chicago.
Dining Car... Denver to Sterling, Colo. No dining car into Omaha.
Omaha to Chicago.

A SUGGESTION . . .

- Because of unusually heavy travel the Union Pacific is now serving many more dining car meals than in normal times. This frequently taxes the capacity of the service.
- We know it is pleasant to remain at the table and visit but it does not make room for others who may be waiting to dine.
- As a matter of courtesy and consideration to other passengers we suggest that you respond to "first call", and when meal is completed retire promptly from the dining car.
- Thanks for your cooperation.

UNION PACIFIC RAILROAD

Footnotes for Page 18

• No. 27 to Cheyenne; No. 64 to Denver. No. 27 carries only standard Pullmans. Tourist Pullmans and coaches are on Challenger trains Nos. 7 and 87 leaving Chicago at 8:30 p.m. and 8:45 p.m. No. 64 carries coaches only.

★ Regularly assigned through cars air-conditioned.

(C.T.) Central time. (M.T.) Mountain time. f Stops only on signal.

Time from 12.01 midnight to 12.00 noon shown in light face type.

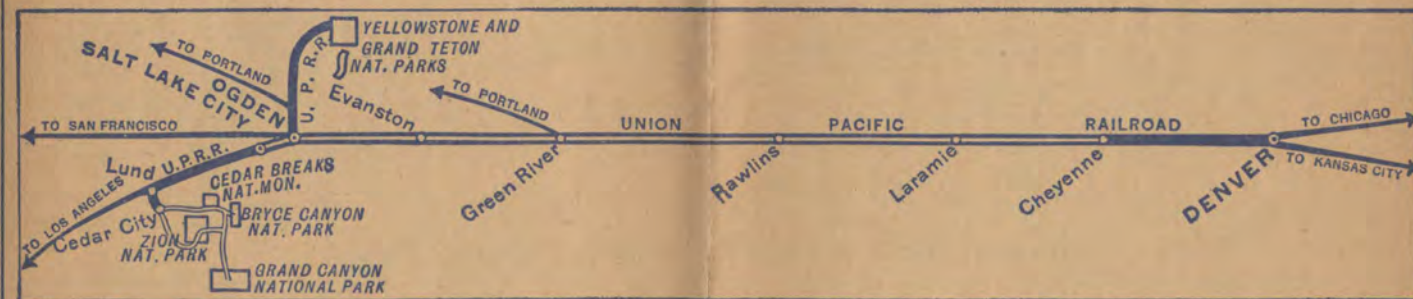
Time from 12.01 noon to 12.00 midnight shown in heavy face type.

ST. LOUIS—KANSAS CITY—DENVER

Local 39	Pony Express 37	Pacific Limited 23	Table H Condensed Schedules All Trains Daily	Pony Express 38	Pacific Limited 24	Local 40
Example	Example	Example	Example	Example	Example	Example
3.50 SUN	3.50 SUN	9.30 SUN	Wabash St. Louis (C.T.) Ar Kansas City Lv	3.15 MON	7.30 MON	10.05 SUN
9.15 "	9.15 "	4.40 "	Union Pacific Kansas City Ar Lawrence Lv	9.00 MON	11.55 SUN	4.25 SUN
10.45 SUN	11.30 SUN	6.30 SUN	St. Mary	7.40 MON	11.00 SUN	12.05 MON
11.45 "	12.30 MON	7.20 "	Wamego	7.25 "	11.00 "	11.53 SUN
12.30 MON	1.10 "	8.00 "	Manhattan	6.35 "	10.00 "	11.00 "
1.03 "	"	"	Fort Riley	6.00 "	9.25 "	10.20 "
1.20 "	"	"	Junction City	"	"	10.41 "
1.45 "	2.30 "	9.05 "	Chapman	15.04 "	"	9.28 "
2.17 "	2.54 "	"	Detroit	4.45 "	8.10 "	9.10 "
2.40 "	3.25 "	9.50 "	Ahilene	4.15 "	"	8.45 "
(2.59 "	"	"	Solomon	4.05 "	7.35 "	8.30 "
13.15 "	"	"	Salina	"	"	11.53 SUN
3.27 "	4.01 "	10.17 "	Ellis (C.T.)	3.09 "	6.54 "	7.50 "
3.42 "	"	"	Ellis (M.T.)	"	"	7.35 "
4.10 MON	4.55 "	10.55 SUN	Denver (M.T.)	2.40 MON	6.20 "	7.15 SUN
Ar	8.05 "	1.10 MON		11.55 SUN	3.35 "	
	7.20 "	12.20 MON		10.45 SUN	2.20 "	
	9.10 "	1.50 "		9.00 "	12.50 "	
	12.55 "	6.08 "		5.57 "	9.35 "	
	1.18 "	5.30 "		5.30 "	9.00 "	
	3.35 MON	7.35 MON		3.40 SUN	7.10 SUN	

Footnotes for Page 19

• Pony Express No. 127 with the coaches and tourist cars that go to San Francisco leaves Denver at 5:20 p.m., and arrives Ogden at 7:40 a.m., where it connects with No. 30 which arrives Salt Lake City at 9:15 a.m.
★ Regularly assigned through cars air-conditioned. ☐ Conditional stop; consult agent. (C.T.) Central time. (M.T.) Mountain time. (P.T.) Pacific time. ☉ Carries coaches only Time from 12.01 midnight to 12.00 noon shown in light face type.
Time from 12.01 noon to 12.00 midnight shown in heavy face type.



DENVER—SALT LAKE CITY

Pacific Limited 23	Pony Express 37	Table J Condensed Schedules All Trains Daily	Pony Express 38	Challenger 8-48	Pacific Limited 24
Example	Example	Example	Example	Example	Example
8.45 SUN	5.05 SUN	Lv Denver (M.T.) Ar	8.40 MON	2.00 MON	5.50 MON
9.58 "	5.57 "	LaSalle Lv	7.31 "	12.43 "	4.32 "
1.30 "	Via Borie	Lv Cheyenne Ar	Via Borie	9.15 "	2.10 "
3.20 "	8.50 SUN	Lv Laramie Lv	4.50 MON	7.35 "	12.30 MON
6.30 "	11.30 "	Rawlins	2.20 MON	4.35 "	9.25 SUN
10.05 SUN	2.25 MON	Green River	11.35 SUN	1.20 MON	5.45 "
12.55 MON	4.45 "	Evanston	9.27 "	10.40 SUN	2.45 "
3.05 "	6.40 "	Ar Ogden	7.35 "	8.40 "	12.30 "
5.25 MON	8.00 MON	Ar Salt Lake City Lv	6.00 SUN	7.00 SUN	9.45 SUN

Equipment for Table J

★ NO. 37—PONY EXPRESS—DAILY
Club Lounge Car... Denver to Salt Lake City.
Standard Sleeping Cars... Denver to Salt Lake City—6 Sections, 6 Roomettes,
4 Double Bedrooms.
Denver to Salt Lake City—6 Sections, 6 Roomettes, 4
Double Bedrooms (from Kans. City to Los Angeles).
Denver to Ogden—6 Sections, 6 Roomettes, 4 Double
Bedrooms (from San Francisco in S.P. 27).
Tourist Sleeping Cars... Denver to Salt Lake City—14 Sec. (for Los Angeles).
Denver to Ogden—16 Sec. (for San Francisco in S.P. 27).
See Note ☉
Coaches... Denver to Salt Lake City and Los Angeles.
Dining Car... Meal service.

★ NO. 38—PONY EXPRESS—DAILY
Club Lounge Car... Salt Lake City to Denver.
Standard Sleeping Cars... Salt Lake City to Denver—6 Sections, 6 Roomettes,
4 Double Bedrooms.
Salt Lake City to Denver—6 Sections, 6 Roomettes,
4 Double Bedrooms (from Los Angeles to Kans. City).
Ogden to Denver—6 Sections, 6 Roomettes, 4 Double
Bedrooms (in S.P. 28 from San Francisco).
Coach... Salt Lake City to Denver.
Dining Car... Meal service.
★ NO. 48—CHALLENGER—No. 8 to Cheyenne; No. 48 to Denver.
Tourist Sleeping Car... Salt Lake City to Denver—14 Sections (from Los
Angeles).
Coaches... Salt Lake City to Denver and Kansas City.
Dining Car... Serving moderately priced meals.

★ NO. 23—PACIFIC LIMITED—DAILY
Standard Sleeping Car... Denver to Los Angeles—12 Sec., D.R. (from K.C. Mo.).
Tourist Sleeping Cars... Denver to Green River—16 Sections (for Portland).
Cheyenne to Los Angeles—16 Sections (from Chicago).
Coaches... Denver to Salt Lake City and Los Angeles.
Dining Car... Meal service.

★ NO. 24—PACIFIC LIMITED—DAILY
Standard Sleeping Car... Salt Lake City to Denver—12 Sections, D. R. (from
Los Angeles). (Occupancy until 7:30 a.m.).
Tourist Sleeping Cars... Salt Lake City to Cheyenne—16 Sec. (from Los Angeles)
(Change to Denver car at Green River).
Green River to Denver—16 Sections (from Portland),
(Occupancy until 7:30 a.m.).
Coaches... Salt Lake City to Denver and Kansas City.
Dining Car... Meal service.



CHICAGO—OMAHA—SPOKANE

No. 21-25-4 Example	No. 27-17-4 Example	Table K Condensed Schedules. All Trains Daily.		No. 3-18-28 Example
10.00 SUN	8.15 SUN	Lv Chicago (C.T.) C. & N. W.	Ar	8.30 WED
10.30 "	7.45 MON	Ar Omaha	Lv	9.30 TUE
11.20 SUN	8.30 MON	Lv Omaha Union Pacific	Ar	8.40 TUE
10.55 MON	4.40 TUE	" Green River (MT.)	Lv	12.05 TUE
5.55 TUE	11.00 "	" Pocatello	Lv	5.45 MON
10.35 "	1.05 WED	Ar Pendleton (P.T.)	Lv	12.35 MON
2.15 WED	2.15 "	Lv Pendleton	Ar	11.20 SUN
3.45 "	3.45 "	Ar Wallula	Lv	10.00 "
4.32 "	4.32 "	Ar Wallula	Lv	9.10 SUN
9.10 "	9.10 "	Ar Yakima	Lv	4.15 SUN
6.40 "	6.40 "	Ar Walla Walla	Lv	7.00 SUN
4.52 "	4.52 "	Lv Wallula	Ar	8.50 SUN
6.16 "	6.16 "	Ar Ayer	Lv	7.39 SUN
9.40 "	9.40 "	Ar Lewiston	Lv	4.30 SUN
10.30 "	10.30 "	Ar Moscow	Lv	3.30 "
6.16 "	6.16 "	Lv Ayer	Ar	7.39 SUN
8.40 "	8.40 "	Ar Cheney	Lv	5.45 "
9.15 WED	9.15 WED	Ar Spokane (P.T.)	Lv	5.15 SUN

★ NO. 21-25-4—DAILY—No. 21 to Cheyenne; No. 25 to Pendleton; No. 4 to Spokane.
 Standard Sleeping Cars... Chicago to Cheyenne—10 Sections, 3 Double Bedrooms (for Los Angeles).
 Cheyenne to Pendleton—10 Sections, Drawing-room, Compartment (from Kansas City).
 Pendleton to Spokane—12 Sec., D. R. (from Salt Lake).
 Tourist Sleeping Cars... Chicago to Cheyenne—16 Sections (for Los Angeles).
 Denver to Pendleton—16 Sections (for Portland).
 Pocatello to Spokane—14 Sections (from Salt Lake).
 Coaches... Chicago to Pendleton; Cheyenne to Spokane.
 Dining Car... Meal Service.

ST. LOUIS—KANSAS CITY—SPOKANE

No. 23-25-4 Example	No. 37-17-4 Example	Table L Condensed Schedules. All Trains Daily.		No. 3-18-38 Example
6.30 SUN	3.50 SUN	Lv St. Louis (C.T.) Wabash	Ar	3.15 WED
8.45 MON	9.15 SUN	Ar Kansas City	Lv	9.00 "
5.55 TUE	11.30 SUN	Lv Kansas City Union Pacific	Ar	7.40 WED
10.35 "	5.10 MON	" Denver (M.T.)	Lv	3.40 TUE
2.15 WED	11.00 TUE	" Pocatello	Lv	5.45 MON
3.45 "	1.05 WED	Ar Pendleton (P.T.)	Lv	12.35 "
4.32 "	2.15 "	Lv Pendleton	Ar	11.20 SUN
9.10 "	3.45 "	Ar Wallula	Lv	10.00 "
6.40 "	4.32 "	Ar Wallula	Lv	9.10 SUN
4.52 "	9.10 "	Ar Yakima	Lv	4.15 SUN
6.16 "	6.40 "	Ar Walla Walla	Lv	7.00 "
9.40 "	4.52 "	Lv Wallula	Ar	8.50 SUN
10.30 "	6.16 "	Ar Ayer	Lv	7.39 SUN
6.16 "	9.40 "	Ar Lewiston	Lv	4.30 "
8.40 "	10.30 "	" Moscow	Lv	3.30 "
9.15 WED	6.16 "	Lv Ayer	Ar	7.39 "
	8.40 "	Ar Cheney	Lv	5.45 "
	9.15 WED	Ar Spokane (P.T.)	Lv	5.15 SUN

★ NO. 23-25-4—DAILY—23 to Cheyenne; 25 to Pendleton; No. 4 to Spokane.
 Standard Sleeping Cars... Kansas City to Pendleton—10 Sections, D. R., Compt.
 Pendleton to Spokane—12 Sec., D. R. (from Salt Lake).
 Tourist Sleeping Car... Denver to Pendleton—16 Sections (for Portland).
 Pocatello to Spokane—14 Sections (from Salt Lake).
 Coach Service... Kansas City to Pendleton; Cheyenne to Spokane.
 Dining Car... Meal service. No dining car out of Kansas City.

★ Regularly assigned through cars air-conditioned. ♦ Via Overland Greyhound Bus to Pendleton.

Equipment for Table K

★ NO. 27-17-4—PORTLAND ROSE—THE SPOKANE—DAILY

No. 27 to Cheyenne; No. 17 to Pendleton; No. 4 to Spokane.

Observation Sleeping Car... Chicago to Cheyenne—10 Sections (for San Francisco).
 Club Lounge Car... Cheyenne to Pendleton.
 Standard Sleeping Cars... Chicago to Pendleton—6 Sections, 6 Roomettes, 4 Double Bedrooms (for Portland). (Car to car change after leaving Pocatello).
 Challenger Sleeping Cars... Pocatello to Spokane—12 Sec., D.R. (from Salt Lake).
 (Pullman Tourist) Chicago to Pendleton—16 Sections (for Portland).
 Coaches... Chicago to Pendleton; Cheyenne to Spokane.
 Dining Car... Meal Service.

★ NO. 3-18-28—THE SPOKANE—PORTLAND ROSE—DAILY

No. 3 to Pendleton; No. 18 to Cheyenne; No. 28 to Chicago.

Club Lounge Car... Pendleton to Cheyenne.
 Observation Sleeping Car... Cheyenne to Chicago—10 Sections (from San Francisco).
 Standard Sleeping Cars... Spokane to Pocatello—12 Sec., D.R. (for Salt Lake City).
 Pendleton to Chicago—6 Sections, 6 Roomettes, 4 Double Bedrooms (from Portland).
 Challenger Sleeping Cars... Spokane to Pocatello—14 Sections (for Salt Lake).
 (Pullman Tourist) Pendleton to Chicago—16 Sections (from Portland).
 Coaches... Spokane to Cheyenne; Pendleton to Chicago. (In No. 8 from Cheyenne to Chicago).
 Dining Car... Meal Service.

Equipment for Table L

★ NO. 37-17-4—PORTLAND ROSE—THE SPOKANE—DAILY

Wabash No. 9 to Kansas City; No. 37 to Denver; No. 17 to Pendleton; No. 4 to Spokane.

Club Lounge Car... Denver to Pendleton.
 Standard Sleeping Cars... St. Louis and Kansas City to Denver—6 Sections, 6 Roomettes, 4 Double Bedrooms (for S F and L A).
 Denver to Pendleton—6 Sections, 6 Roomettes, 4 Double Bedrooms (from Portland).
 Challenger Sleeping Cars... Pocatello to Spokane—12 Sec., D.R. (from Salt Lake).
 St. Louis to Denver—16 Sections (for San Francisco).
 Kansas City to Denver—14 Sections (for Los Angeles).
 Denver to Pendleton—16 Sections (for Portland).
 Pendleton to Spokane—14 Sections (from Salt Lake).
 Coach service... St. Louis to Kansas City; Kansas City to Denver; Denver to Spokane.
 Dining Car... Meal service.

★ NO. 3-18-38—THE SPOKANE—PORTLAND ROSE—DAILY

No. 3 to Pendleton; No. 18 to Denver; No. 38 to Kansas City; Wabash No. 2 to St. Louis.

Club Lounge Car... Pendleton to Denver.
 Standard Sleeping Cars... Spokane to Pocatello—12 Sec., D. R. (for Salt Lake).
 Pendleton to Denver—6 Sections, 6 Roomettes, 4 Double Bedrooms (from Portland).
 Denver to St. Louis—6 Sections, 6 Roomettes, 4 Double Bedrooms (from San Francisco).
 Challenger Sleeping Cars... Spokane to Pocatello—14 Sections (for Salt Lake).
 Pendleton to Denver—16 Sections (from Portland).
 Denver to St. Louis—16 Sec. (from San Francisco).
 Coach Service... Spokane to Denver; Denver to Kansas City; Kansas City to St. Louis.
 Dining Car... Meal service. No dining car into Kansas City.

Time from 12.01 midnight to 12.00 noon shown in light face type.
 Time from 12.01 noon to 12.00 midnight shown in heavy face type.

LOS ANGELES—SALT LAKE CITY—BUTTE

Table R Condensed Schedules All Trains Daily	Butte Special 38-29 Example	Butte Special 8-29 Example	Butte Special 24-29 Example	Northwest Express 33 Example	Idaho Express 31 Example
Union Pacific					
Lv Los Angeles (P.T.)	5.30 SUN	6.35 SUN	8.00 SUN		
" East Los Angeles	5.57 "	7.10 "	8.25 "		
" Riverside	7.30 "	8.45 "	10.00 "		
" San Bernardino	8.05 "	9.20 "	10.35 "		
" Barstow	10.30 SUN	11.45 SUN	1.05 "		
" Las Vegas (P.T.)	4.15 MON	5.20 MON	6.45 SUN		
Ar Salt Lake City (MT)	5.30 "	6.30 "	9.00 MON		
Lv Salt Lake City	8.00 "	8.00 "	8.00 "	11.15 SUN	8.00 SUN
Ar Ogden	10.00 MON	10.00 MON	10.00 MON	12.55 MON	9.45 "
Ar Pocatello	2.00 TUE	2.00 TUE	2.00 TUE	4.50 "	1.50 SUN
Lv Pocatello	2.30 "	2.30 "	2.30 "	5.30 "	
" Blackfoot	3.15 "	3.15 "	3.15 "	6.20 "	
" Idaho Falls	4.10 "	4.10 "	4.10 "	7.05 MON	
" Dubois	5.25 "	5.25 "	5.25 "	Ar	
" Spencer	5.50 "	5.50 "	5.50 "		
" Lima	7.05 "	7.05 "	7.05 "		
" Armstead	7.45 "	7.45 "	7.45 "		
" Dillon	8.45 "	8.45 "	8.45 "		
" Melrose	9.35 "	9.35 "	9.35 "		
Ar Silver Bow	10.40 "	10.40 "	10.40 "		
Ar Butte (M.T.)	11.00 TUE	11.00 TUE	11.00 TUE		

Meals.—Breakfast in Wilbur Cafe at Dillon, Mont.
 (C.T.) Central time. (M.T.) Mountain time. (P.T.) Pacific time.

BUTTE—SALT LAKE CITY—LOS ANGELES

Table R Condensed Schedules All Trains Daily	Salt Lake Special 30-37 Example	Salt Lake Special 30-7 Example	Idaho Express 34-23 Example	Utah Express 32-23 Example
Union Pacific				
Lv Butte (M.T.)	7.45 SUN	7.45 SUN		
" Silver Bow	8.05 "	8.05 "		
" Melrose	9.05 "	9.05 "		
" Dillon	10.00 "	10.00 "		
" Armstead	10.33 "	10.33 "		
" Lima	11.25 SUN	11.25 SUN		
" Spencer	12.20 MON	12.20 MON		
" Dubois	12.47 "	12.47 "		
" Idaho Falls	2.05 "	2.05 "	3.15 SUN	
" Blackfoot	2.50 "	2.50 "	4.00 "	
Ar Pocatello	3.30 "	3.30 "	4.45 "	
Lv Pocatello	4.00 "	4.00 "	6.00 "	9.55 SUN
Ar Ogden	7.50 "	7.50 "	9.50 "	1.45 "
Ar Salt Lake City	9.15 "	9.15 "	11.25 SUN	3.15 SUN
Lv Salt Lake City (MT)	10.00 "	11.45 "	6.40 MON	6.40 MON
Ar Las Vegas (P.T.)	9.25 MON	11.10 MON	7.30 "	7.30 "
" Barstow	3.45 TUE	5.48 TUE	2.00 TUE	2.00 TUE
" San Bernardino	6.05 "	8.05 "	4.30 "	4.30 "
" Riverside	6.45 "	8.35 "	5.15 "	5.15 "
" East Los Angeles	8.00 "	10.05 "	7.00 "	7.00 "
Ar Los Angeles (P.T.)	8.30 TUE	10.30 TUE	7.30 TUE	7.30 TUE

★ Regularly assigned through cars air-conditioned.

SERVED BY

Union Pacific Railroad

General Merchandise Storage

U. S. Customs Bonded Warehouse No. 11

Cool Room Accommodations. Contents Insurance 10.8c

CALIFORNIA'S MOST MODERN WAREHOUSE

OFFERING EVERY STORAGE CONVENIENCE AND FACILITY

Write us direct or nearest General Agent, Union Pacific Railroad

Eastern Associates:

CROOKS TERMINAL WAREHOUSES, Inc.

Chicago, Kansas City, New York



OVERLAND TERMINAL WAREHOUSE

Alameda and Olympic Los Angeles
 FRANK STRONG, President GORDON ROSS, V. P.—Manager

SALT LAKE CITY-BOISE-PENDLETON-SPOKANE

Table T Condensed Schedules All Trains Daily. Includes columns for No. 33-25-4 Example, No. 33-17-4 Example, No. 3-18-34 Example, and No. 26-32 Example. Lists routes like Salt Lake City (M.T.), Ogden, Pocatello, and Spokane (P.T.).

Equipment for Table T

★ NO. 33-25-4-DAILY-33 to Pocatello; 25 to Pendleton; 4 to Spokane. Standard Sleeping Cars... Salt Lake City to Boise-10 Sections, D. R., Compts. Pocatello to Pendleton-10 Sections, D. R., Compt. (from Kansas City).

★ NO. 33-17-4-PORTLAND ROSE-THE SPOKANE-DAILY. No. 33 to Pocatello; No. 17 to Pendleton; No. 4 to Spokane.

Standard Sleeping Car... Salt Lake to Spokane-12 Sec., D. R. (Open 9:30 p.m.). Tourist Sleeping Car... See through tourist sleeping car, Salt Lake City to Spokane, in Nos. 33-25-4.

★ NO. 3-18-34-THE SPOKANE-PORTLAND ROSE-DAILY. No. 3 to Pendleton; No. 18 to Pocatello; No. 34 to Salt Lake City.

Standard Sleeping Car... Spokane to Salt Lake City-12 Sections, Drawing-room. Tourist Sleeping Car... Spokane to Salt Lake City-14 Sections. Reclining Seat Coaches... Spokane to Pocatello; Pocatello to Salt Lake City.

★ NO. 26-32-Daily-No. 26 to Pocatello; No. 32 to Salt Lake City.

Standard Sleeping Cars... Pendleton to Pocatello-10 Sections, D. R., Compt. (from Portland). (Passengers for Salt Lake City make car to car change before arrival Pocatello).

Footnotes for Page 22

★ Regularly assigned through cars air-conditioned. Time from 12.01 midnight to 12.00 noon shown in light face type. Time from 12.01 noon to 12.00 midnight shown in heavy face type. (M.T.) Mountain Time. (P.T.) Pacific time.

Western Union Telegrams

May be sent from any telegraph station. Domestic Service: Full Rate Telegrams, Day Letters and Night Letters. The porter will send your telegram or cablegram from the next station.

SALT LAKE CITY-BOISE-PORTLAND-SEATTLE

Table U Condensed Schedules All Trains Daily. Includes columns for No. 33-25-457 Example, No. 33-17-457 Example, No. 408-18-34 Example, and No. 402-26-32 Example. Lists routes like Salt Lake City (M.T.), Ogden, Pocatello, and Seattle (P.T.).

Equipment for Table U

★ NO. 33-25-457-NORTHWEST EXPRESS-PACIFIC LIMITED-DAILY. No. 33 to Pocatello; No. 25 to Portland; No. 457 to Seattle.

Standard Sleeping Cars... Salt Lake City to Boise-10 Sections, D. R., Compts. Salt Lake-Pacific Northwest passengers make car to car change before arrival Boise.

Tourist Sleeping Cars... Salt Lake City to Pendleton-14 Sections (for Spokane). (Salt Lake-Pacific Northwest passengers make car to car change before arrival Pendleton).

Reclining Seat Coaches... Salt Lake City to Portland; Portland to Seattle. Dining Car... Meal service.

★ NO. 33-17-457-PORTLAND ROSE-DAILY. No. 33 to Pocatello; No. 17 to Portland; No. 457 to Seattle.

Standard Sleeping Cars... Salt Lake City to Pendleton-12 Sections, D. R. (open 9:30 p.m.) (for Spokane). (Passengers for Portland make car to car change after leaving Pocatello).

Tourist Sleeping Car... Salt Lake City to Pocatello-14 Sections (in Nos. 25-4 to Spokane).

Reclining Seat Coaches... Salt Lake City to Pocatello; Pocatello to Portland. Dining Car... Meal service.

★ NO. 408-18-34-PORTLAND ROSE-DAILY. No. 408 to Portland; No. 18 to Pocatello; No. 34 to Salt Lake City.

Standard Sleeping Cars... Portland to Pocatello-6 Sections, 6 Roomettes, 4 Double Bedrooms (for Denver). Pendleton to Salt Lake City-12 Sections, D.R. (from Spokane).

Tourist Sleeping Cars... Portland to Pocatello-16 Sections (for Denver). Pendleton to Salt Lake City-14 Sections (from Spokane).

Reclining Seat Coaches... Seattle to Portland; Portland to Pocatello; Pocatello to Salt Lake City. Dining Car... Meal service.

★ NO. 402-26-32-PACIFIC LIMITED-UTAH EXPRESS-DAILY. No. 402 to Portland; No. 26 to Pocatello; No. 32 to Salt Lake City.

Standard Sleeping Cars... Portland to Pocatello-10 Sections, D. R., Compt. (for Kansas City). Boise to Salt Lake City-10 Sections, D.R., Compts. (open 9:30 p.m.).

Tourist Sleeping Car... Portland to Pocatello-16 Sections (for Denver). Reclining Seat Coaches... Seattle to Portland; Portland to Salt Lake City. Dining Car... Portland to Pocatello.

PORTLAND-WALLA WALLA-YAKIMA-LEWISTON-SPOKANE

Table W All Trains Daily (Pacific Time). Includes columns for 12-62-74, 12-345-82, 11-81-348, and 73-61-11. Lists routes like Portland, Hood River, The Dalles, Arlington, Umatilla, Wallula, Walla Walla, Yakima, Lewiston, and Spokane.

★ NO. 12-THE SPOKANE-DAILY. Standard Sleeping Cars... Portland to Spokane-8 Sections, Buffet Lounge. Tourist Sleeping Cars... Portland to Spokane-10 Sections, Compartment, D.R.

★ NO. 11-THE SPOKANE-DAILY. Standard Sleeping Cars... Spokane to Portland-8 Sections, Buffet Lounge. Tourist Sleeping Cars... Spokane to Portland-14 Sections.

Reclining Seat Coach... Spokane to Portland. Sleeper can be occupied at Walla Walla until 8:00 a.m.

★ NO. 11-THE SPOKANE-DAILY. Standard Sleeping Cars... Spokane to Portland-8 Sections, Buffet Lounge. Tourist Sleeping Cars... Spokane to Portland-14 Sections.

Sleeper can be occupied at Walla Walla until 8:00 a.m. Reclining Seat Coach... Spokane to Portland.

Yakima to Portland-Coach-Tourist Sleeper, 6 Secs. (Tue., Thur., and Sat. only; No. 81 to Wallula). Spokane to Portland.

Spokane, San Francisco and Los Angeles

Table X All Trains Daily (Pacific Time). Includes columns for No. 11-23 Beaver Cascade, No. 31-20-15-60, No. 11-19-52, No. 51-20-34 Bus, No. 18-12, No. 59-16, and Cascade Beaver No. 24-12. Lists routes like Spokane U. P., Wallula, Portland, Sacramento, San Francisco, and Los Angeles.

Seattle, San Francisco and Los Angeles

Table Y All Trains Daily (Pacific Time). Includes columns for No. 408-15-60, No. 458-17-26, No. 408-23-Beaver Cascade, No. 402-19-52, No. 51-20-401, No. 59-16-407, Cascade Beaver No. 24-407, and No. 18-401. Lists routes like Seattle, Tacoma, Portland, Sacramento, San Francisco, and Los Angeles.

PORTLAND, TACOMA AND SEATTLE

Table Z All Trains Daily. Includes columns for 401 Daily, 459 Daily, 407 Daily, 457 Daily, 460 Daily, 408 Daily, 458 Daily, and 402 Daily. Lists routes like Portland, Vancouver Wash, Kelso-Longview, Chehalis, Centralia, Tacoma, Seattle, and Los Angeles.

Equipment for Tables Y and Z

★ NO. 458-DAILY. Parlor Car... Seattle to Portland (U. P. Car). Standard Sleeping Car... Seattle to San Francisco-10 Sections, D.R., Compts. (S. P. 17 south of Portland).

Reclining Seat Coaches... Seattle to Portland. Dining Car... Serving necessary meals enroute.

★ NO. 407-DAILY. Parlor Car... Portland to Seattle (N. P. Car). Standard Sleeping Cars... San Francisco to Seattle-8 Sections, 5 Double Bdrms. (S. P. 24 to Portland).

Reclining Seat Coaches... Portland to Seattle. Dining Car... Serving necessary meals enroute.

★ NO. 408-DAILY. Parlor Car... Seattle to Portland (N. P. Car). Standard Sleeping Cars... Seattle to San Francisco-8 Sections, 5 Double Bdrms. (S. P. 23 south of Portland).

Reclining Seat Coaches... Seattle to Portland. Dining Car... Serving necessary meals enroute.

★ NO. 459-DAILY. Observation Parlor Car... Portland to Seattle. (G. N. Car) Reclining Seat Coaches... Portland to Seattle. Dining Car... Serving necessary meals enroute.

★ NO. 460-DAILY. Observation Parlor Car... Seattle to Portland. (G. N. Car) Reclining Seat Coaches... Seattle to Portland. Dining Car... Serving necessary meals enroute.

Note B-This car temporarily out of service in compliance with ODT Order No. 53. Rail station is at Kelso. There is independent bus service between Kelso and Longview every 20 minutes. (A) Runs via Davis.

★ Regularly assigned through cars air-conditioned. (K) Conditional stop; consult agent. Arrives, departs Seattle King Street Station. Arrives, departs Seattle Union Depot. U. P. Stages, Portland-Spokane.