

September 26, 1954

UNION PACIFIC RAILROAD

TIME TABLES



September 26, 1954

UNION PACIFIC RAILROAD

TIME TABLES



TABLE OF CONTENTS

Section Page
Index to Union Pacific Stations... 3 to 5
Coast to Coast Sleeping Car Service... 6 and 7

INFORMATION

Miles shown on mile posts read westward from Council Bluffs, Iowa. Miles shown herein are from Omaha, Nebraska.

Time from midnight to noon inclusive, is indicated by light face type; from noon to midnight inclusive, by dark face type.

Any person who, because of mental, physical or other disability, is incapable of properly caring for himself or herself, will be received as a passenger ONLY when accompanied by a competent attendant.

New leg rest seat coaches are assigned to the Pacific Coast Streamliners. Every effort is made to maintain this service, but operation of non-leg rest coaches may be necessary on occasions, due to emergencies or shortages.

On trains that carry chair car porters, there is no charge for the services of the porter. He will, however, collect a nominal charge for pillows.

Children under 5 years of age ride free, when accompanied by parent or guardian; 5 years of age and under 12, pay one-half fare; 12 years of age and over, pay full fare.

Should any question or difference of understanding arise with agents or conductors as to proper fare or ticket privileges, please pay fare requested, take receipt, and communicate with General Passenger Traffic Manager, Omaha 2, Nebr.

Tickets unused or partly used, will be redeemed under tariff regulations at proper value. Consult any Union Pacific office or write to Gen'l Passenger Traffic Mgr., Omaha 2, Nebr.

Stoppers are permitted at all points within final limit of tickets by notifying conductor.

Many attractive side trips and optional routes are available. Ask your local Agent or any Union Pacific representative for details.

Tickets reading via Union Pacific Railroad, with certain exceptions, will be honored by Overland Greyhound Bus Lines between any two points between which those two companies jointly operate.

You are requested to purchase your tickets before boarding the train.

At Chicago the Parmelee coupon on a through railroad ticket entitles the holder, without additional charge, to have himself and hand luggage transferred in a Parmelee car from his incoming to his outgoing station or to a downtown destination. Or, when there is at least a 3-hour interval between arrival of train in Chicago and scheduled departure time from outgoing station, Parmelee will transfer such luggage to the passenger's outgoing station where it can be claimed at the parcel check room. The charge for this service is the usual

parcel checking fee plus a 25 cent charge made by the Parmelee Co. for each bag or parcel.

It is desirable to mark or tag each piece of baggage (for easy identification) with your name and address and, in addition, place your name and permanent address inside each piece, whether it is checked or carried with you on the train. Ask Ticket or Baggage Agent for free address labels.

For the convenience and comfort of themselves and others, passengers are requested to check their hand baggage whenever possible, except that actually needed for personal use enroute. No responsibility is assumed for unchecked articles left in stations, on platforms or in cars.

Checkable baggage consists of wearing apparel, toilet articles and such personal effects as the passenger may need for use on the trip.

Money, jewelry, negotiable papers, liquids, fragile or perishable articles, radios, typewriters, dishes and household goods must not be included in checked baggage.

One hundred and fifty (150) pounds of baggage, not exceeding one hundred dollars (\$100.00) in value, may be checked free on each adult ticket, and one-half those amounts in connection with half-fare tickets.

Passengers have the privilege of declaring additional value on checked baggage, not to exceed a total of \$2500.00, upon payment of a nominal charge. Consult Baggage Agent.

Dogs or other small household pets will be transported in baggage cars, subject to tariff regulations, or they may be taken into room accommodations when in suitable containers and subject to Pullman Company regulations. Ask your Agent for full details.

No single piece of baggage, exceeding 300 pounds in weight, 72 inches in greatest dimension, or single shipments in excess of \$2500.00 in value, will be checked. Exception: Boxes of heavy or corrugated pasteboard are limited to a gross weight of 50 pounds each.

All baggage should be marked plainly on outside with name and address of the owner.

Certain trains provide only limited handling of checked baggage to and from intermediate points. Consult agents or passenger representatives for details.

In case of lost articles, communicate with Manager, Mail, Baggage & Express Traffic, Omaha 2, Nebr.

Union Pacific Railroad is not responsible for errors in time tables, inconvenience or loss resulting from delayed trains, failure to make connections, air conditioning failures, or emergency substitutions in equipment. Schedules, consists and designations of trains shown in this folder are subject to change without notice.

INDEX OF CONDENSED THROUGH TIME TABLES

Table with multiple columns showing routes between cities like New York, Los Angeles, San Francisco, Chicago, etc. Includes table numbers and letters A through U.

For Condensed Through Schedules to and from Utah-Arizona Parks (Cedar City, Utah) see Table 4, Page 31

INDEX TO UNION PACIFIC STATIONS

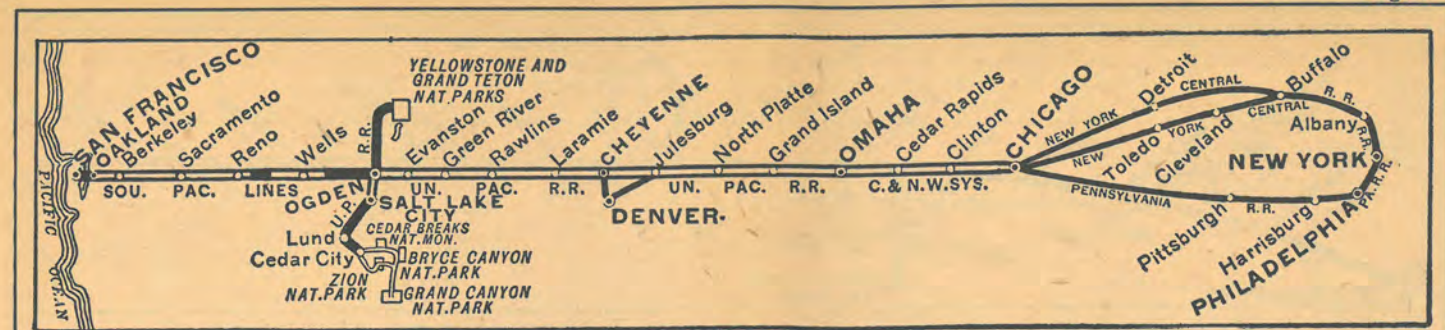
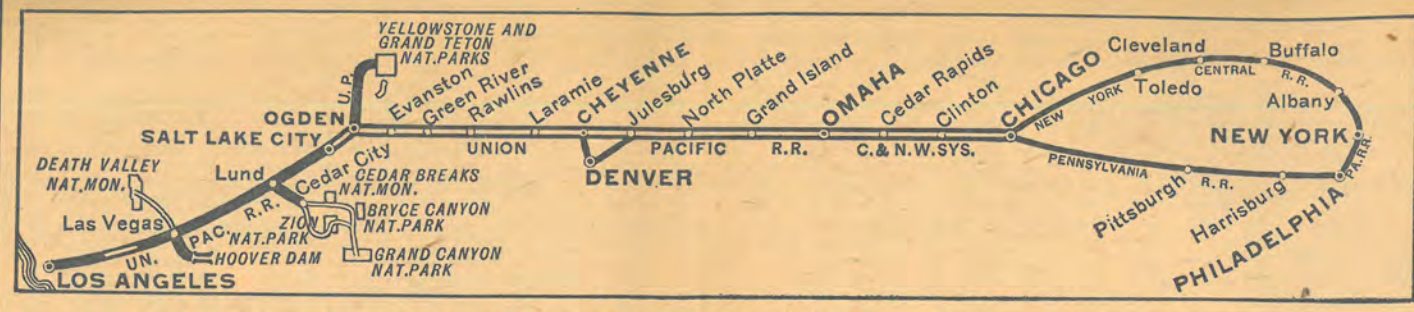
Each Time Table is numbered. The numbers opposite the stations are the numbers of the time tables in which the stations are shown. Stations marked * are located on Divisions indicated by table numbers, but are not shown in folder tables.

Large table listing various stations across the country, such as Aberdeen, Arlington, Aspen, and many others, with corresponding table numbers and flags (A, B, C, etc.).

Main table containing station names and table numbers for various locations across the United States, organized in columns. Includes locations like Dodd, Colo., Evans, Colo., Georgetown, Idaho, etc.

Stations marked ■ are located on Divisions indicated by table numbers, but are not shown in folder tables.

Stations marked ■ are located on Divisions indicated by table numbers, but are not shown in folder tables.



COAST-TO-COAST THROUGH SLEEPING CAR SERVICE

Between New York City and Los Angeles

Pennsylvania Limited No. 1 City of Los Angeles No. 103 Daily—Example		New York and Los Angeles via Pennsylvania Railroad and Overland Route		City of Los Angeles No. 104 The General No. 48 Daily—Example		The Chicagoan No. 59 Streamliner City of Los Angeles No. 103 Daily—Example		New York and Los Angeles via New York Central and Overland Route		Streamliner City of Los Angeles No. 104 Advance Commodore Vanderbilt No. 66 Daily—Example	
Penna. R. R.						New York Central					
6.55	SAT	Lv New York (E. S. T.)	Ar	8.25	WED	11.10	SAT	Lv New York (E.S.T.)	Ar	8.45	WED
8.25	SAT	Lv N. Philadelphia (E.S.T.)	Ar	6.54	"	3.25	SUN	Ar Chicago (C.S.T.)	Lv	3.00	TUE
3.15	SUN	Lv Pittsburgh (E.S.T.)	Ar	12.11	WED	C. & N. W.					
10.45	SUN	Ar Chicago (C. S. T.)	Lv	3.00	TUE	7.15	SUN	Lv Chicago (C.S.T.)	Ar	10.45	TUE
C. & N. W.						Union Pacific					
7.15	SUN	Lv Chicago (C.S.T.)	Ar	10.45	TUE	10.47	SUN	" Cedar Rapids	Lv	6.56	"
10.47	"	" Cedar Rapids	Lv	6.56	"	12.45	MON	" Boone	"	5.07	"
12.45	MON	" Boone	"	5.07	"	3.00	MON	Ar Omaha	Lv	2.50	TUE
3.00	MON	Ar Omaha	Lv	2.50	TUE	Union Pacific					
3.15	MON	Lv Omaha	Ar	2.35	TUE	3.15	MON	Lv Omaha	Ar	2.35	TUE
5.15	"	" Grand Island	Lv	12.26	TUE	5.15	"	" Grand Island	Lv	12.26	TUE
7.00	"	Ar N. Platte (C.S.T.)	Lv	10.33	MON	7.00	"	Ar N. Platte (C.S.T.)	Lv	10.33	MON
6.05	"	Lv N. Platte (M.S.T.)	Ar	9.28	"	6.05	"	Lv N. Platte (M.S.T.)	Ar	9.28	"
7.46	"	" Sidney	Lv	7.50	"	7.46	"	" Sidney	Lv	7.50	"
9.25	"	Ar Cheyenne	Lv	6.30	"	9.25	"	Ar Cheyenne	Lv	6.30	"
9.35	"	Lv Cheyenne	Ar	6.20	"	9.35	"	Lv Cheyenne	Ar	6.20	"
10.55	"	" Laramie	Lv	5.10	"	10.55	"	" Laramie	Lv	5.10	"
12.40	"	" Rawlins	"	3.20	"	12.40	"	" Rawlins	"	3.20	"
3.00	"	" Green River	"	1.05	"	3.00	"	" Green River	"	1.05	"
6.25	"	" Ogden	"	9.45	"	6.25	"	" Ogden	"	9.45	"
7.20	"	" Salt Lake City	"	8.45	"	7.20	"	" Salt Lake City	"	8.45	"
10.30	MON	" Milford (M.S.T.)	Lv	5.37	MON	10.30	MON	" Milford (M.S.T.)	Lv	5.37	MON
2.25	TUE	Lv Las Vegas (P.S.T.)	Ar	11.45	SUN	2.25	TUE	Lv Las Vegas (P.S.T.)	Ar	11.45	SUN
7.20	"	Ar San Bernardino	Lv	6.38	"	7.20	"	Ar San Bernardino	Lv	6.38	"
7.45	"	" Riverside	"	6.13	"	7.45	"	" Riverside	"	6.13	"
8.40	"	" East Los Angeles	"	5.20	"	8.40	"	" East Los Angeles	"	5.20	"
9.00	TUE	Ar Los Angeles	Lv	5.00	SUN	9.00	TUE	Ar Los Angeles	Lv	5.00	SUN
♦ 9.05	TUE	Ar Alhambra	"	♦ 4.25	SUN	♦ 9.05	TUE	Ar Alhambra	"	♦ 4.25	SUN
♦ 9.20	"	Ar Pasadena	"	♦ 4.10	"	♦ 9.20	"	Ar Pasadena	"	♦ 4.10	"
♦ 9.40	"	Ar Glendale (City)	"	♦ 3.40	"	♦ 9.40	"	Ar Glendale (City)	"	♦ 3.40	"
♦ 9.50	"	Ar Anaheim	"	♦ 3.45	"	♦ 9.50	"	Ar Anaheim	"	♦ 3.45	"
♦ 9.35	"	Ar Long Beach	"	♦ 3.45	"	♦ 9.35	"	Ar Long Beach	"	♦ 3.45	"
♦ 10.05	TUE	Ar San Pedro (P.S.T.)	Lv	♦ 3.10	SUN	♦ 10.05	TUE	Ar San Pedro (P.S.T.)	Lv	♦ 3.10	SUN

Coast-to-Coast Equipment

Nos. 1-103 and 104-48	Nos. 59-103 and 104-68
Standard Sleeping Cars. New York City to Los Angeles— 10 Roomettes, 6 Double Bedrooms.	Standard Sleeping Cars. New York City to Los Angeles— 10 Roomettes, 6 Double Bedrooms.
Los Angeles to New York City— 10 Roomettes, 6 Double Bedrooms.	Los Angeles to New York City— 10 Roomettes, 6 Double Bedrooms.

♦ Motor bus connections with main line trains at East Los Angeles. See tables 7, 8 and 9 for complete information on bus schedules to and from East Los Angeles.

COAST-TO-COAST THROUGH SLEEPING CAR SERVICE

Between New York City and San Francisco

The Wolverine No. 17 San Francisco Overland No. 27 See Note 1		New York and San Francisco via New York Central and Overland Route		San Francisco Overland No. 28 Lake Shore Limited No. 22 See Note 2		Pennsylvania Limited No. 1 San Francisco Overland No. 27 See Note 3		New York and San Francisco via Pennsylvania Railroad and Overland Route		San Francisco Overland No. 28 Pennsylvania Limited No. 2 See Note 4	
---	--	--	--	--	--	---	--	---	--	---	--

Note 1: Sleeping Car from New York — Operates Westbound Via New York Central
—ODD DAYS: November and December
—EVEN DAYS: September, October and January

Note 2: Sleeping Car from San Francisco — Operates Eastbound
—EVEN DAYS: November and December
—ODD DAYS: September, October and January

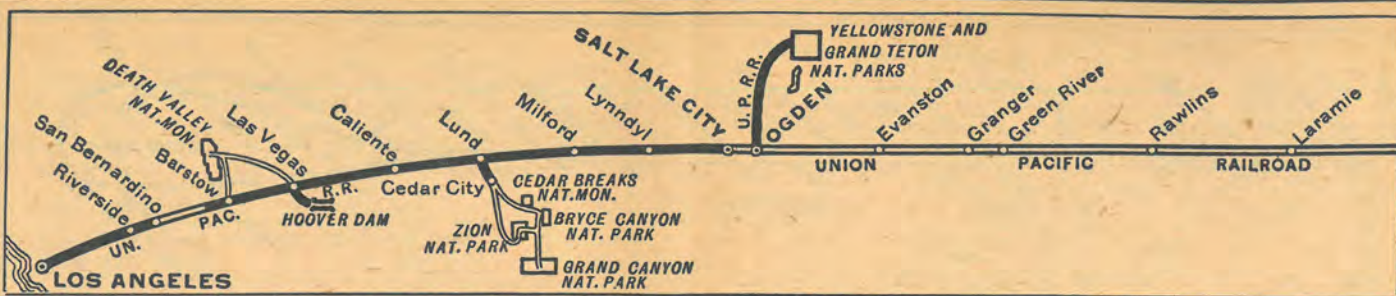
Note 3: Sleeping Car from New York — Operates Westbound Via Pennsylvania Railroad
—EVEN DAYS: November and December
—ODD DAYS: September, October and January

Note 4: Sleeping Car from San Francisco — Operates Eastbound
—ODD DAYS: November and December
—EVEN DAYS: September, October and January

EXAMPLE		New York Central		EXAMPLE		Pennsylvania Railroad		EXAMPLE			
6.15	SAT	Lv New York (E.S.T.)	Ar	12.59	WED	6.55	SAT	Lv New York (E.S.T.)	Ar	11.10	WED
7.20	SUN	Lv Detroit	Ar	▲	▲	8.25	SAT	Lv N. Philadelphia (E.S.T.)	Ar	9.41	"
▼	▼	Lv Cleveland	Ar	▲	WED	3.15	SUN	Lv Pittsburgh (E.S.T.)	Ar	2.50	WED
11.35	SUN	Ar Chicago (C.S.T.)	Lv	6.20	TUE	10.45	SUN	Ar Chicago (C.S.T.)	Lv	6.00	TUE
C. & N. W.						C. & N. W.					
4.00	SUN	Lv Chicago (C.S.T.)	Ar	1.00	TUE	4.00	SUN	Lv Chicago (C.S.T.)	Ar	1.00	TUE
7.51	SUN	" Cedar Rapids	Lv	8.40	"	7.51	"	" Cedar Rapids	Lv	8.40	"
10.08	SUN	" Boone	"	6.30	"	10.08	SUN	" Boone	"	6.30	"
1.00	MON	Ar Omaha	Lv	3.40	TUE	1.00	MON	Ar Omaha	Lv	3.40	TUE
Union Pacific						Union Pacific					
1.30	MON	Lv Omaha	Ar	3.15	TUE	1.30	MON	Lv Omaha	Ar	3.15	TUE
4.10	"	" Grand Island	Lv	12.15	TUE	4.10	"	" Grand Island	Lv	12.15	TUE
6.15	"	Ar N. Platte (C. S. T.)	Lv	10.03	MON	6.15	"	Ar N. Platte (C. S. T.)	Lv	10.03	MON
5.25	"	Lv N. Platte (M. S. T.)	Ar	8.53	"	5.25	"	Lv N. Platte (M. S. T.)	Ar	8.53	"
7.46	"	" Sidney	Lv	7.02	"	7.46	"	" Sidney	Lv	7.02	"
10.00	"	Ar Cheyenne	Lv	5.20	"	10.00	"	Ar Cheyenne	Lv	5.20	"
10.10	"	Lv Cheyenne	Ar	5.05	"	10.10	"	Lv Cheyenne	Ar	5.05	"
11.50	"	" Laramie	Lv	3.43	"	11.50	"	" Laramie	Lv	3.43	"
1.55	"	" Rawlins	"	1.30	"	1.55	"	" Rawlins	"	1.30	"
4.45	"	" Green River	"	10.55	"	4.45	"	" Green River	"	10.55	"
8.45	MON	Ar Ogden (M. S. T.)	Lv	7.00	MON	8.45	MON	Ar Ogden (M. S. T.)	Lv	7.00	MON
Southern Pacific						Southern Pacific					
9.10	MON	Lv Ogden (M.S.T.)	Ar	6.25	MON	9.10	MON	Lv Ogden (M.S.T.)	Ar	6.25	MON
6.40	TUE	" Reno (P.S.T.)	Lv	6.56	SUN	6.40	TUE	" Reno (P.S.T.)	Lv	6.56	SUN
7.35	"	" Truckee	"	5.52	"	7.35	"	" Truckee	"	5.52	"
11.32	"	Ar Sacramento	Lv	2.05	"	11.32	"	Ar Sacramento	Lv	2.05	"
11.37	"	Lv Sacramento	Ar	2.00	"	11.37	"	Lv Sacramento	Ar	2.00	"
1.24	"	Ar Berkeley	Lv	12.14	"	1.24	"	Ar Berkeley	Lv	12.14	"
1.35	"	" Oakland (16th St.)	"	12.06	"	1.35	"	" Oakland (16th St.)	"	12.06	"
1.45	"	" Oakland Pier	"	11.58	"	1.45	"	" Oakland Pier	"	11.58	"
2.20	TUE	Ar San Francisco (P.S.T.)	Lv	11.30	SUN	2.20	TUE	Ar San Francisco (P.S.T.)	Lv	11.30	SUN

© On Saturdays only, car leaves Chicago at 6:30 p.m. and arrives New York at 1:10 p.m. on train No. 70.

Nos. 17-27 and 28-22	Coast-to-Coast Equipment	Nos. 1-27 and 28-2
Standard Sleeping Car. New York City to San Francisco— 10 Roomettes, 6 Double Bedrooms.	Standard Sleeping Car. New York City to San Francisco— 10 Roomettes, 6 Double Bedrooms.	Standard Sleeping Car. New York City to San Francisco— 10 Roomettes, 6 Double Bedrooms.
San Francisco to New York City— 10 Roomettes, 6 Double Bedrooms.	San Francisco to New York City— 10 Roomettes, 6 Double Bedrooms.	San Francisco to New York City— 10 Roomettes, 6 Double Bedrooms.



NEW YORK, CHICAGO and MINNEAPOLIS to LOS ANGELES via Omaha and Salt Lake City

Table A Condensed Schedules All Trains Daily	Streamliner City of Los Angeles 103 Daily Example	The Challenger Streamliner 107 Daily Example	Idahoan City of St. Louis 11-9 Daily Example	Gold Coast - Pony Express 23-37 Daily Example	Utah Parks Service 27-9-309 ^a 310-9 ^a Daily Example Summer Season
Lv New York (EST) N.Y.C.	11.10 SA				
Ar Chicago (C.S.T.)	3.25 SU				
Lv New York (EST) Penn. RR	6.55 SA				6.55 SA
Lv N. Philadelphia (E.S.T.)	8.25 SA				8.25 SA
Ar Chicago (C.S.T.)	10.45 SU				10.45 SU
Lv Chicago (CST) C. & N.W.	7.15 SU	9.00 SU		10.45 SU	4.00 SU
Ar Omaha	3.00 MO	5.00 SU		9.25 MO	1.00 MO
Lv Minneapolis C. & N.W.	11.40 SU		11.40 SU	9.00 SU	11.40 SU
" St. Paul.	12.10 "		12.10 "	9.45 SU	12.10 "
" Sioux City	6.25 "		6.25 "	6.45 MO	6.25 "
Ar Omaha	8.40 SU		8.40 SU	9.05 MO	8.40 SU
Lv Omaha (C.S.T.) Un. Pac.	3.15 MO	5.10 SU	9.30 SU	10.00 MO	1.30 MO
" Fremont			10.28 "	10.53 "	
" Columbus			11.25 "	11.48 "	
" Grand Island	5.15 "	7.08 "	12.55 MO	1.05 "	4.10 "
" Kearney			1.45 "	1.52 "	
" North Platte (C.S.T.)	7.00 "	8.51 "	3.50 "	3.50 "	6.15 "
Lv North Platte (M.S.T.)	6.05 "	7.56 "	3.25 "	3.00 "	5.25 "
" Sidney	7.46 "	9.37 "	6.00 "	5.20 "	7.46 "
Ar Cheyenne	9.25 "	11.17 "	8.30 "	7.35 "	10.00 "
Lv Cheyenne	9.35 "	11.27 "	8.50 "	7.45 "	10.10 "
" Laramie	10.55 "	12.45 "	10.25 "	9.40 MO	11.50 "
" Rawlins	12.40 "	2.31 "	1.04 "	12.18 MO	1.55 "
" Rock Springs			3.13 "	2.37 "	
" Green River	3.00 "	4.45 "	4.40 "	3.40 "	4.40 "
" Evanston	4.40 "	6.25 "	6.45 "	5.50 "	6.45 "
Ar Ogdén	6.15 "	8.00 "	8.35 "	7.30 "	8.35 "
Lv Ogdén	6.25 "	8.10 "	9.05 "	7.55 "	9.05 "
Lv Salt Lake City	7.10 "	8.55 "	10.00 "	8.45 "	10.00 "
Lv Salt Lake City	7.20 "	9.05 "	10.30 MO	9.45 "	11.00 MO
Lv Milford	10.30 MO	12.08 MO	2.10 TU	2.25 "	4.15 TU
Ar Lund			3.10 TU	3.10 TU	5.00 TU
Ar Cedar City			4.15 TU	4.30 TU	6.30 TU
Lv Cedar City			10.45 MO	2.00 TU	9.00 SA
Lv Lund			3.10 TU	3.10 TU	5.00 TU
Lv Callente (M.S.T.)			5.08 "	5.25 "	5.08 "
" Las Vegas (P.S.T.)	2.25 TU	4.00 MO	7.20 "	8.15 TU	7.20 "
Ar San Bernardino	7.20 "	8.50 "	1.10 "	3.30 WE	1.10 "
" Riverside			1.40 "	4.15 "	1.40 "
" East Los Angeles	8.40 "	10.10 "	2.50 "	6.25 "	2.50 "
Ar Los Angeles (P.S.T.)	9.00 TU	10.30 MO	3.15 TU	7.00 WE	3.15 SU
Ar Alhambra	9.05 TU	10.35 MO	3.15 TU	6.50 WE	3.15 SU
Ar Pasadena	9.20 "	10.50 "	3.30 "	7.05 "	3.30 "
Ar Glendale (City)	9.40 TU	11.10 MO	3.55 TU	7.25 WE	3.55 SU
Ar Anaheim	9.50 TU	11.20 MO	4.00 TU	7.35 WE	4.00 SU
Ar Long Beach	9.35 TU	11.05 MO	3.45 TU	7.20 WE	3.45 SU
Ar San Pedro (P.S.T.)	10.05 TU	11.35 MO	4.15 TU	7.45 WE	4.15 SU

Footnotes for Page 8

- ⊗ These lounge cars are for the exclusive use of sleeping car passengers.
- ▲ Motor Bus between Lund and Cedar City.
- Ⓜ Conditional stop; see Tables 1 or 3.
- ♦ Motor bus connections at East Los Angeles. See tables 7, 8 and 9 for complete information on bus schedules to and from East Los Angeles.
- Limited handling of checked baggage on these trains; consult agent.

NO EXTRA FARES ON UNION PACIFIC RAILROAD

Equipment for Page 8

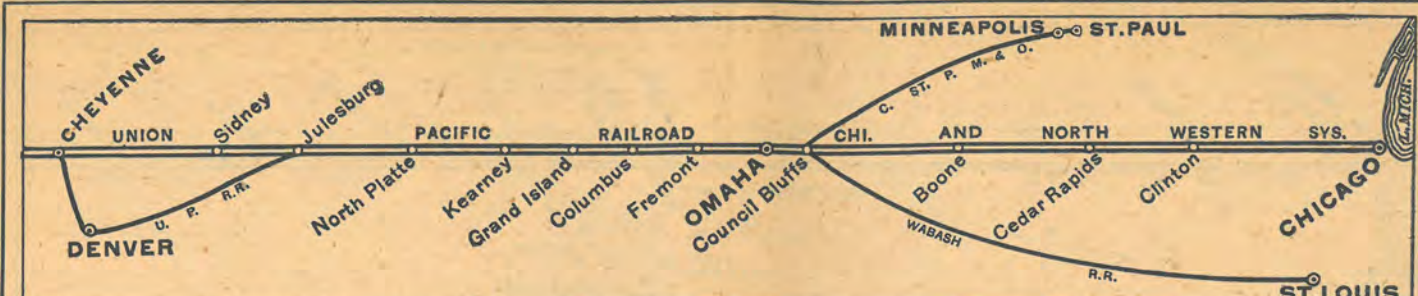
NO. 103—Streamliner CITY OF LOS ANGELES—DAILY
Cars from Chicago and Minneapolis-St. Paul run via C. & N. W. to Omaha; thence U. P. Club Lounge Car. Chicago to Los Angeles (Radio, bath, valet service). Observation Lounge Car. Chicago to Los Angeles. Standard Sleeping Cars. Chicago to Los Angeles—Drawing-rooms, Compartments, Bedrooms, Roomettes. New York to Los Angeles—10 Roomettes, 6 Double Bedrooms (N.Y.C. No. 59 to Chicago). New York to Los Angeles—10 Roomettes, 6 Double Bedrooms (P. R. R. No. 1 to Chicago). Minneapolis-St. Paul to Los Angeles—6 Sections, 6 Roomettes, 4 Dbl. Bedrooms (203 to Omaha). Dining Car. Club and a la carte service.

NO. 107—THE CHALLENGER Streamliner—DAILY
Cars from Chicago run via C. & N. W. to Omaha; thence U. P. Club Lounge Car. Chicago to Los Angeles. Reclining Seat—Leg Rest Coaches. Chicago to Los Angeles—all seats reserved. Dining Car. Chicago to Los Angeles—Challenger meals: breakfast (Complete Table Service) 65¢, luncheon 85¢, dinner \$1.00. Also a la carte. Standard Sleeping Cars. Chicago to Los Angeles—Double Bedrooms, Roomettes, Sections. Diner Lounge Car. Omaha to Los Angeles—Club and a la carte service.

NO. 11-9—IDAHOAN—CITY OF ST. LOUIS—DAILY
11 to Green River; 9 to Los Angeles. Club Lounge Service. North Platte to Los Angeles. Standard Sleeping Cars. Omaha to Los Angeles—14 Sections. Green River to Los Angeles—12 Roomettes, 4 Double Bedrooms (No. 9 from St. Louis). Salt Lake City to Los Angeles—6 Sec., 6 Rmte., 4 Dbl. Bdrm. (No. 19-34 from Spokane). Salt Lake City to Cedar City—10 Sec., D.R., 2 Compts. (No. 309—June 12 to Sept. 9—open 9:30 p.m.). Cedar City to Los Angeles—6 Sec., D.R., 2 Compts. (No. 310 to Milford—June 13 to September 10). Minneapolis-St. Paul to Los Angeles—all seats reserved. (C. & N. W. 203 to Omaha). Green River to Los Angeles—all seats reserved. (No. 9 from St. Louis). Salt Lake City to Cedar City—(No. 309—June 12 to September 9).

NO. 23-37—GOLD COAST—PONY EXPRESS—DAILY
23 to Ogdén; 37 to Los Angeles. Cars from Chicago run via C. & N. W. to Omaha. Lounge Car Service. Chicago to Los Angeles (Radio). Standard Sleeping Cars. Chicago to Los Angeles—12 Rmtes., 4 Dbl. Bedrooms. Salt Lake City to Los Angeles—6 Sec., 6 Rmte., 4 Dbl. Bedrooms (No. 17-37 through from Kansas City). Las Vegas to Los Angeles—8 Sec., D.R., 3 Dbl. Bdrms. Reclining Seat Coaches. Chicago to Los Angeles. Salt Lake City to Los Angeles (No. 17-37 through from Kansas City). Dining Car. Omaha to Las Vegas—Budget priced meals and a la carte.

See Table 4, page 31, for condensed schedule of all service to the Utah-Arizona Parks from the East and from Los Angeles.
(E.S.T.) Eastern standard time. (C.S.T.) Central standard time. (M.S.T.) Mountain standard time. (P.S.T.) Pacific standard time.
Time from 12.01 midnight to 12.00 noon shown in light face type.
Time from 12.01 noon to 12.00 midnight shown in heavy face type.



LOS ANGELES to CHICAGO, NEW YORK and MINNEAPOLIS via Salt Lake City and Omaha

**Table A
Condensed Schedules
All Trains Daily**

Table A Condensed Schedules All Trains Daily	Streamliner City of Los Angeles 104 Daily Example	The Challenger Streamliner 108 Daily Example	City of St. Louis Idahoan 10-12 Daily Example	Pony Express- Gold Coast 38-24 Daily Example	Utah Parks Service 10-309 ^a 310-28 ^a Daily Example Summer Season
Lv San Pedro (P.S.T.)	3.10 SU	12.20 SU	8.50 SU	5.20 SU	8.50 SU
Lv Long Beach	3.45 SU	12.55 SU	9.25 SU	5.55 SU	9.25 SU
Lv Anaheim	3.45 SU	12.50 SU	9.20 SU	5.50 SU	9.20 SU
Lv Glendale (City)	3.40 SU	12.55 SU	9.25 SU	5.55 SU	9.25 SU
Lv Pasadena	4.10 SU	1.20 "	9.50 "	6.20 "	9.50 "
Lv Alhambra	4.25 SU	1.35 SU	10.05 SU	6.35 SU	10.05 SU
Lv Los Angeles (P.S.T.)	5.00 SU	2.00 SU	10.30 SU	7.00 SU	10.30 SU
" East Los Angeles	5.20 "	2.20 "	10.50 "	7.25 "	10.50 "
" Riverside	5.40 "	2.40 "	11.15 "	7.50 "	11.15 "
" San Bernardino	6.38 "	3.30 "	12.20 "	8.35 "	12.20 "
Lv Las Vegas (P.S.T.)	11.55 SU	8.50 SU	6.30 "	5.30 MO	6.30 "
Lv Callente (M.S.T.)			10.15 SU	9.30 SU	10.15 SU
Ar Lund			12.05 MO	11.40 MO	10.50 MO
Ar Cedar City			12.15 MO	11.45 MO	10.55 MO
Lv Cedar City			10.45 SU	10.15 MO	9.00 SU
Lv Lund			12.05 MO	11.40 MO	10.25 SU
" Milford	5.33 MO	2.30 MO	12.50 "	12.35 "	11.50 SU
Ar Salt Lake City	8.35 "	5.35 "	4.45 "	5.00 "	4.30 MO
Lv Salt Lake City	8.45 "	5.45 "	5.05 "	5.30 "	5.05 "
Ar Ogdén	9.35 "	6.30 "	6.05 "	6.25 "	6.05 "
Lv Ogdén	9.45 "	6.40 "	6.50 "	7.15 "	7.00 "
" Evanston	11.14 "	8.09 "	8.34 "	9.20 MO	8.50 "
" Green River	1.05 "	10.00 "	11.10 "	12.15 TU	10.55 "
" Rock Springs			11.37 "	12.38 "	
" Rawlins	3.20 "	12.15 "	2.00 "	3.20 "	1.30 "
" Laramie	5.10 "	2.05 "	4.20 "	6.35 "	3.43 "
Ar Cheyenne	6.20 "	3.15 "	5.40 "	8.15 "	5.05 "
Lv Cheyenne	6.30 "	3.25 "	7.00 "	8.30 "	5.20 "
Lv Sidney	7.50 "	4.47 "	8.55 "	10.20 "	7.02 "
Ar North Platte (M.S.T.)	9.28 "	6.28 "	11.00 MO	12.30 "	8.53 "
Lv North Platte (C.S.T.)	10.33 "	7.33 "	12.45 TU	1.40 "	10.03 "
" Kearney	12.26 TU	9.26 "	2.39 "	3.40 "	12.15 TU
" Grand Island			3.50 "	4.45 "	3.45 TU
" Columbus			5.10 "	5.52 "	3.55 TU
" Fremont			6.08 "	6.49 "	4.05 TU
Ar Omaha	2.35 TU	11.35 MO	7.00 TU	7.50 TU	3.15 TU
Lv Omaha C. & N.W.	2.50 TU	11.45 MO		8.30 TU	3.40 TU
Ar Chicago (C.S.T.)	10.45 TU	7.45 TU		7.00 WE	1.00 TU
Lv Chicago (CT) Penn. RR	3.00 TU				3.00 TU
Ar N. Phila., Pa. (E.S.T.)	6.54 WE				6.54 WE
Ar New York (E.S.T.)	8.28 WE				8.28 WE
Lv Chicago (CST) N.Y.C.	3.00 TU				3.00 TU
Ar New York (E.S.T.)	8.45 WE				8.45 WE
Lv Omaha C. & N.W.	9.25 TU		9.25 TU	9.30 TU	9.25 TU
Ar Sioux City	11.50 "		11.50 "	11.59 TU	11.50 "
Ar St. Paul	6.15 "		6.15 "	8.05 WE	6.15 "
Ar Minneapolis (C.S.T.)	8.50 TU		6.50 TU	8.45 WE	6.50 TU

NO EXTRA FARES ON UNION PACIFIC RAILROAD

Equipment for Page 9

NO. 104—Streamliner CITY OF LOS ANGELES—DAILY
Cars to Chicago and St. Paul-Minneapolis run via C. & N. W. east of Omaha. Club Lounge Car. Los Angeles to Chicago (Radio, bath, valet service). Observation Lounge Car. Los Angeles to Chicago. Standard Sleeping Cars. Los Angeles to Chicago—Drawing-rooms, Compartments, Bedrooms, Roomettes. Los Angeles to New York—10 Roomettes, 6 Double Bdrm. (N.Y.C. No. 66 east of Chicago). Los Angeles to New York—10 Roomettes, 6 Double Bedrooms (P. R. R. No. 48 east of Chicago). Los Angeles to St. Paul-Minneapolis—6 Secs., 6 Roomettes, 4 Double Bedrooms (204 east of Omaha). Dining Car. Club and a la carte service.

NO. 108—THE CHALLENGER STREAMLINER—DAILY
Cars to Chicago run via C. & N. W. east of Omaha. Club Lounge Car. Los Angeles to Chicago. Reclining Seat—Leg Rest Coaches. Los Angeles to Chicago—all seats reserved. Dining Car. Los Angeles to Chicago—Challenger meals: breakfast (Complete Table Service) 65¢, luncheon 85¢, dinner \$1.00. Also a la carte. Standard Sleeping Cars. Los Angeles to Chicago—Double Bedrooms, Roomettes, Sections. Diner Lounge Car. Los Angeles to Omaha—Club and a la carte service.

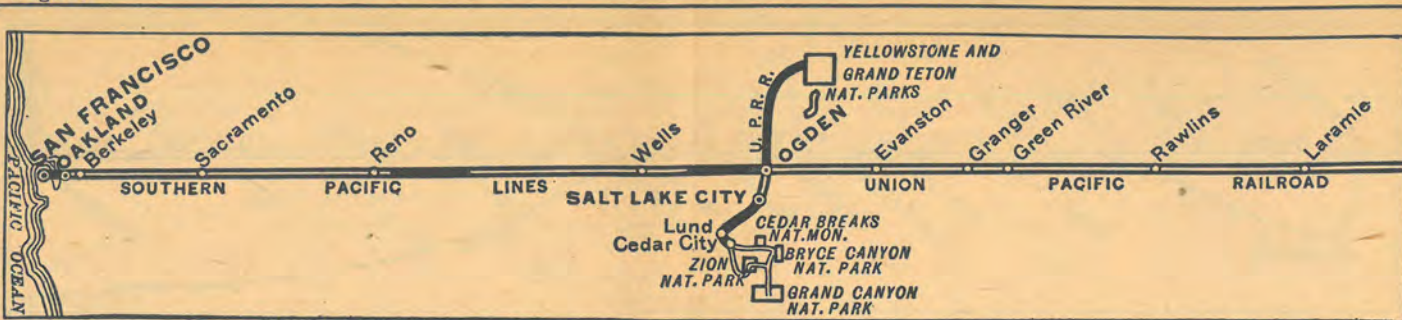
NO. 10-12—CITY OF ST. LOUIS—IDAHOAN
No. 10 to Green River; No. 12 to Omaha. Club Lounge Service. Los Angeles to North Platte. Standard Sleeping Cars. Los Angeles to Omaha—14 Sections. Los Angeles to Green River—12 Roomettes, 4 Double Bedrooms (No. 10 to St. Louis). Los Angeles to Cedar City—8 Sec., D. R., 2 Compts. (No. 309 Milford to Cedar City—June 12 to Sept. 9). Cedar City to Salt Lake City—10 Sec., D.R., 2 Compts. (No. 310—June 13 to Sept. 10—occupancy 7.30 a.m.). Reclining Seat Coaches. Los Angeles to St. Paul-Minneapolis—all seats reserved (C. & N. W. 204 east of Omaha). Los Angeles to Green River—all seats reserved (No. 10 to St. Louis). Cedar City to Salt Lake City (No. 310—June 13 to Sept. 10).

NO. 38-24—PONY EXPRESS—GOLD COAST—DAILY
38 to Ogdén; 24 to Chicago. Cars to Chicago run via C. & N. W. east of Omaha. Lounge Car Service. Los Angeles to Chicago (Radio). Standard Sleeping Cars. Los Angeles to Chicago—12 Rmte., 4 Dbl. Bedrooms. Los Angeles to Ogdén—6 Sec., 6 Rmte., 4 Dbl. Bdrm. (No. 38-18 through to Kansas City). Los Angeles to Las Vegas—8 Sec., D.R., 3 Dbl. Bdrms. Reclining Seat Coaches. Los Angeles to Chicago. Los Angeles to Ogdén (No. 38-18 through to Kansas City). Dining Car. Las Vegas to Omaha—Budget priced meals and a la carte.

Footnotes for Page 9

- ⊗ These lounge cars are for the exclusive use of sleeping car passengers.
- ▲ Motor Bus between Lund and Cedar City.
- Ⓜ Conditional stop; see Tables 1 or 3.
- ♦ Motor bus connections at East Los Angeles. See tables 7, 8 and 9 for complete information on bus schedules to and from East Los Angeles.
- Limited handling of checked baggage on these trains; consult agent.

See Table 4, page 31, for condensed schedule of all service to the Utah-Arizona Parks from the East and from Los Angeles.
(E.S.T.) Eastern standard time. (C.S.T.) Central standard time. (M.S.T.) Mountain standard time. (P.S.T.) Pacific standard time.
Time from 12.01 midnight to 12.00 noon shown in light face type.
Time from 12.01 noon to 12.00 midnight shown in heavy face type.



NEW YORK and CHICAGO to SAN FRANCISCO via Omaha

Table B
Condensed Schedules
All Trains Daily

	Streamliner City of San Francisco 101 Daily Example	San Francisco Overland 27 Daily Example	Gold Coast 23 Daily Example
Lv New York (E.S.T.) N.Y.C.		6.15 SAT	
Lv Detroit		7.20 SUN	
Ar Chicago (C.S.T.)		11.35 SUN	
Lv New York (EST) Penn.R.R.		6.55 SAT	
Lv N. Phila., Pa. (E.S.T.)		8.25 SAT	
Ar Chicago (C.S.T.)		10.45 SUN	
C. & N. W.			
Lv Chicago (C.S.T.)	7.00 SUN	4.00 SUN	10.45 SUN
Lv Clinton	9.18 "	6.30 "	11.40 SUN
Lv Cedar Rapids	10.32 SUN	7.51 SUN	3.31 "
Ar Council Bluffs	2.32 MON	12.46 MON	8.57 "
Ar Omaha	2.45 MON	1.00 MON	9.25 MON
C. & N. W.			
Lv Minneapolis		203-10-203	201-2-201
Lv St. Paul		11.40 SUN	9.00 SUN
Lv Sioux City		12.10 "	9.45 SUN
Ar Omaha		6.25 "	6.45 MON
		8.40 SUN	9.05 MON
Union Pacific			
Lv Omaha (C.S.T.)	2.55 MON	1.30 MON	10.00 MON
" Fremont	"	"	10.53 "
" Columbus	"	"	11.48 "
" Grand Island	4.55 "	4.10 "	1.05 "
" Kearney	"	"	1.52 "
Ar North Platte (C.S.T.)	6.40 "	6.15 "	3.50 "
Lv North Platte (M.S.T.)	5.45 "	5.25 "	3.00 "
" Sidney	7.28 "	7.46 "	5.25 "
" Cheyenne	9.10 "	10.00 "	7.35 "
Lv Cheyenne	9.20 "	10.10 "	7.45 "
" Laramie	10.40 "	11.50 "	9.40 MON
" Rawlins	12.30 "	1.55 "	12.18 TUE
" Rock Springs	"	"	2.37 "
Ar Green River	2.40 "	4.25 "	3.00 "
Lv Green River	2.50 "	4.45 "	3.40 "
" Evanston	4.30 "	6.55 "	5.50 "
Ar Ogden (M.S.T.)	6.05 MON	8.45 MON	7.30 TUE
Lv Salt Lake City (M.S.T.)		6.15 MON	5.05 TUE
Southern Pacific			
Lv Ogden (M.S.T.)	6.22 MON	9.10 MON	8.00 TUE
" Reno (P.S.T.)	2.17 TUE	6.40 TUE	9.45 "
" Truckee	"	7.35 "	10.52 TUE
Ar Sacramento	6.42 "	11.32 "	3.35 WED
Lv Sacramento	6.48 "	11.37 "	3.55 "
Ar Berkeley	8.21 "	1.24 "	5.55 "
" Oakland (16th St.)	8.31 "	1.35 "	6.05 "
" Oakland Pier	8.40 "	1.45 "	6.15 "
Ar San Francisco (P.S.T.)	9.15 TUE	2.20 TUE	6.54 WED

NO EXTRA FARES ON UNION PACIFIC RAILROAD
Equipment for Page 10

NO. 101—Streamliner CITY OF SAN FRANCISCO—Daily
Cars from Chicago run via C. & N. W. to Omaha; U. P. to Ogden; S. P. to San Francisco.
Club Lounge Car ☉... Chicago to San Francisco (Radio, bath, valet service).
Standard Sleeping Cars... Chicago to San Francisco—Drawing-rooms, Compts., Double Bedrooms, Roomettes, Sections.
Reclining Seat—
Leg Rest Coaches... Chicago to San Francisco—all seats reserved.
Cafe Lounge Car... Chicago to San Francisco—Moderately priced meals and lounge for coach passengers.
Dining Car... Club and a la carte service.

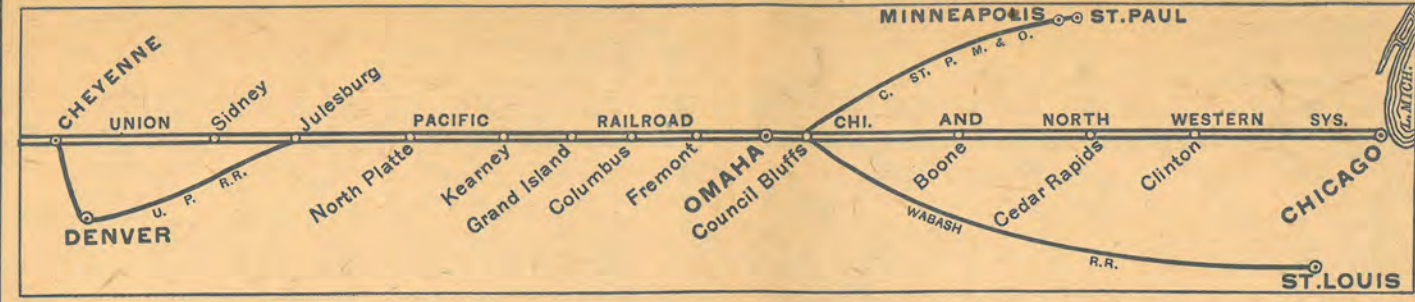
NO. 27—SAN FRANCISCO OVERLAND—DAILY
Cars from Chicago run via C. & N. W. to Omaha; U. P. to Ogden; S. P. to San Francisco.
Club Lounge Car ☉... Chicago to San Francisco (Radio).
Standard Sleeping Cars... New York to San Francisco—10 Roomettes, 6 Double Bedrooms (P.R.R. No. 1 to Chicago).
Car operates every other day—see Page 7.
New York to San Francisco—10 Roomettes, 6 Double Bedrooms (N.Y.C. No. 17 to Chicago).
Car operates every other day—see Page 7.
Chicago to San Francisco—10 Roomettes, 6 Double Bedrooms.
Chicago to San Francisco—6 Sections, 6 Roomettes, 4 Double Bedrooms.
Chicago to West Yellowstone—10 Sec., D.R., 2 Compts. (Nos. 11-35 from Green River—June 19 to Sept. 9).
Ogden to San Francisco—6 Sections, 6 Roomettes, 4 Double Bedrooms (No. 9 from St. Louis).
Salt Lake City to San Francisco—6 Sections, 6 Roomettes, 4 Double Bedrooms (No. 6 to Ogden).
Chicago to San Francisco—all seats reserved.
Ogden to San Francisco (No. 9 from St. Louis—all seats reserved).
Reclining Seat Coaches... Chicago to San Francisco—for exclusive use of coach passengers (Radio).
Club Lounge Car... Chicago to San Francisco—for exclusive use of coach passengers (Radio).
Dining Car... Club and a la carte service.

NO. 23—GOLD COAST—DAILY
Cars from Chicago run via C. & N. W. to Omaha; U. P. to Ogden; S. P. to San Francisco.
Club Lounge Car... Chicago to San Francisco (Radio).
Standard Sleeping Cars... Chicago to San Francisco—10 Sections, 3 Dbl. Bdrms. Ogden to San Francisco—10 Sections, 3 Dbl. Bdrms. (No. 37 from Denver).
Reclining Seat Coaches... Chicago to San Francisco—not reserved.
Ogden to San Francisco (No. 17-37 from Kansas City).
Dining Car... Club and a la carte service west of Ogden. Budget priced meals and a la carte service on Union Pacific Railroad east of Ogden.

Footnotes for Page 10

Passengers Use Ferry Steamer between Oakland Pier and San Francisco.

- ☉ These lounge cars are for the exclusive use of sleeping car passengers.
- ☐ Conditional stop; see table 1.
- (f) Stops only on signal.
- The City of San Francisco, the San Francisco Overland and the Gold Coast have lounge cars for coach passengers.
- (E.S.T.) Eastern standard time.
- (C.S.T.) Central standard time.
- (M.S.T.) Mountain standard time.
- (P.S.T.) Pacific standard time.
- Limited handling of checked baggage on these trains; consult agent.
- Time from 12:01 midnight to 12:00 noon shown in light face type.
- Time from 12.01 noon to 12.00 midnight shown in heavy face type.



SAN FRANCISCO to CHICAGO, and NEW YORK via Omaha

Table B
Condensed Schedules
All Trains Daily

	Streamliner City of San Francisco 102 Daily Example	San Francisco Overland 28 Daily Example	Gold Coast 24 Daily Example
Southern Pacific			
Lv San Francisco (P.S.T.)	5.00 SUN	11.30 SUN	6.30 SUN
" Oakland Pier	5.30 "	11.58 "	7.00 "
" Oakland (16th St.)	5.57 "	12.06 "	7.08 "
" Berkeley	5.45 "	12.14 "	7.17 "
Ar Sacramento	7.20 "	2.00 "	9.20 "
Lv Sacramento	7.25 "	2.05 "	9.40 SUN
" Truckee	"	5.52 "	2.10 MON
" Reno (P.S.T.)	11.51 SUN	6.56 SUN	3.40 "
Ar Ogden (M.S.T.)	9.40 MON	6.25 MON	6.15 MON
Union Pacific			
Ar Salt Lake City (M.S.T.)		8.00 MON	9.45 MON
Lv Ogden (M.S.T.)	9.55 MON	7.00 MON	7.15 MON
" Evanston	11.24 "	8.50 "	9.20 "
Ar Green River	1.05 "	10.45 "	11.40 MON
Lv Green River	1.15 "	10.55 "	12.15 TUE
" Rock Springs	"	"	12.38 "
" Rawlins	3.30 "	1.30 "	3.20 "
" Laramie	5.20 "	3.43 "	6.35 "
Ar Cheyenne	6.30 "	5.05 "	8.15 "
Lv Cheyenne	6.40 "	5.20 "	8.30 "
" Sidney	8.02 "	7.02 "	10.20 "
Ar North Platte (M.S.T.)	9.43 "	8.53 "	12.30 "
Lv North Platte (C.S.T.)	10.48 "	10.03 "	1.40 "
" Kearney	"	"	3.40 "
" Grand Island	12.40 TUE	12.15 TUE	4.45 "
" Columbus	"	"	5.52 "
" Fremont	"	"	6.49 "
Ar Omaha	2.50 TUE	3.15 TUE	7.50 TUE
C. & N. W.			
Lv Omaha	3.00 TUE	3.40 TUE	8.30 TUE
Lv Council Bluffs	3.12 "	3.52 "	8.45 TUE
Ar Cedar Rapids	7.11 "	8.40 "	2.30 WED
Ar Clinton	8.30 "	10.10 "	4.00 "
Ar Chicago (C.S.T.)	11.00 TUE	1.00 TUE	7.00 WED
C. & N. W.			
Lv Omaha		(204-9, 204)	(202-1, 202)
Ar Sioux City		9.25 TUE	9.30 TUE
Ar St. Paul		11.50 "	11.59 TUE
Ar Minneapolis (C.S.T.)		6.15 "	8.05 WED
		6.50 TUE	8.45 WED
Lv Chicago (C.S.T.) N.Y.C.		6.20 TUE	
Ar New York (E.S.T.)		12.59 WED	
Lv Chicago (C.S.T.) Penn.R.R.		6.00 TUE	
Ar N. Phila., Pa. (E.S.T.)		9.41 WED	
Ar New York (E.S.T.)		11.10 WED	

NO EXTRA FARES ON UNION PACIFIC RAILROAD
Equipment for Page 11

NO. 102—Streamliner CITY OF SAN FRANCISCO—Daily
Runs via S. P. to Ogden, and via C. & N. W. east of Omaha.
Club Lounge Car ☉... San Francisco to Chicago (Radio, bath, valet service).
Standard Sleeping Cars... San Francisco to Chicago—Drawing rooms, Compts., Reclining Seat—
Double Bedrooms, Roomettes, Sections.
Leg Rest Coaches... San Francisco to Chicago—all seats reserved.
Cafe Lounge Car... San Francisco to Chicago—Moderately priced meals and lounge for coach passengers.
Dining Car... Club and a la carte service.

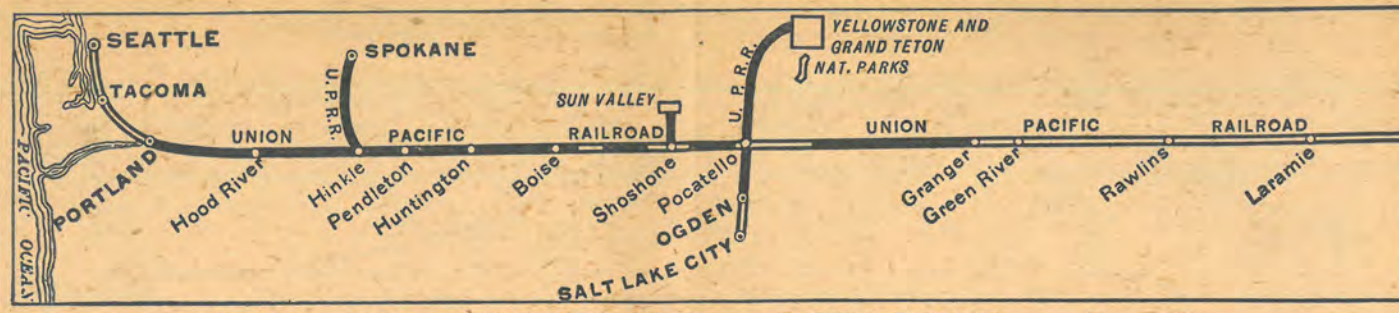
NO. 28—SAN FRANCISCO OVERLAND—DAILY
Runs via S. P. to Ogden, and via C. & N. W. east of Omaha.
Club Lounge Car ☉... San Francisco to Chicago (Radio).
Standard Sleeping Cars... San Francisco to New York—10 Roomettes, 6 Double Bedrooms (P.R.R. No. 2 east of Chicago).
Car operates every other day—see Page 7.
San Francisco to New York—10 Roomettes, 6 Double Bedrooms (N.Y.C. No. 22 east of Chicago).
Car operates every other day—see Page 7.
San Francisco to Chicago—10 Roomettes, 6 Double Bedrooms.
San Francisco to Chicago—6 Sections, 6 Roomettes, 4 Double Bedrooms.
San Francisco to Ogden—6 Sections, 6 Roomettes, 4 Double Bedrooms (U.P.-Wab. 10 to St. Louis).
San Francisco to Salt Lake City—6 Sections, 6 Roomettes, 4 Double Bedrooms (No. 30 south of Ogden).
West Yellowstone to Chicago—10 Sec., D.R., 2 Compts. (Nos. 36-12 to Green River—June 21 to Sept. 9).
Reclining Seat Coaches... San Francisco to Chicago—all seats reserved.
San Francisco to Ogden (No. 10 to St. Louis—all seats reserved).

NO. 24—GOLD COAST—DAILY
Runs via S. P. to Ogden, and via C. & N. W. east of Omaha.
Club Lounge Car... San Francisco to Chicago (Radio).
Standard Sleeping Cars... San Francisco to Chicago—10 Sections, 3 Dbl. Bdrms. San Francisco to Ogden—10 Sections, 3 Dbl. Bdrms. (No. 38 to Denver).
Reclining Seat Coaches... San Francisco to Chicago—not reserved.
San Francisco to Ogden (No. 38-18 to Kansas City).
Dining Car... Club and a la carte service west of Ogden. Budget priced meals and a la carte service on Union Pacific Railroad east of Ogden.

Footnotes for Page 11

Passengers Use Ferry Steamer between San Francisco and Oakland Pier.

- ☉ These lounge cars are for the exclusive use of sleeping car passengers.
- ☐ Conditional stop; see Table 2.
- (f) Stops only on signal.
- The City of San Francisco, the San Francisco Overland and the Gold Coast have lounge cars for coach passengers.
- (E.S.T.) Eastern standard time.
- (C.S.T.) Central standard time.
- (M.S.T.) Mountain standard time.
- (P.S.T.) Pacific standard time.
- Limited handling of checked baggage on these trains; consult agent.
- Time from 12:01 midnight to 12:00 noon shown in light face type.
- Time from 12.01 noon to 12.00 midnight shown in heavy face type.



CHICAGO to PORTLAND and SEATTLE via Omaha

Table C Condensed Schedules All Trains Daily. Includes routes for C. & N.W., Union Pacific, Gold Coast-Portland Rose, Idahoan, and San Fran. Overland.

[NO EXTRA FARES ON UNION PACIFIC RAILROAD] Equipment for Page 12. NO. 105-Streamliner CITY OF PORTLAND-DAILY.

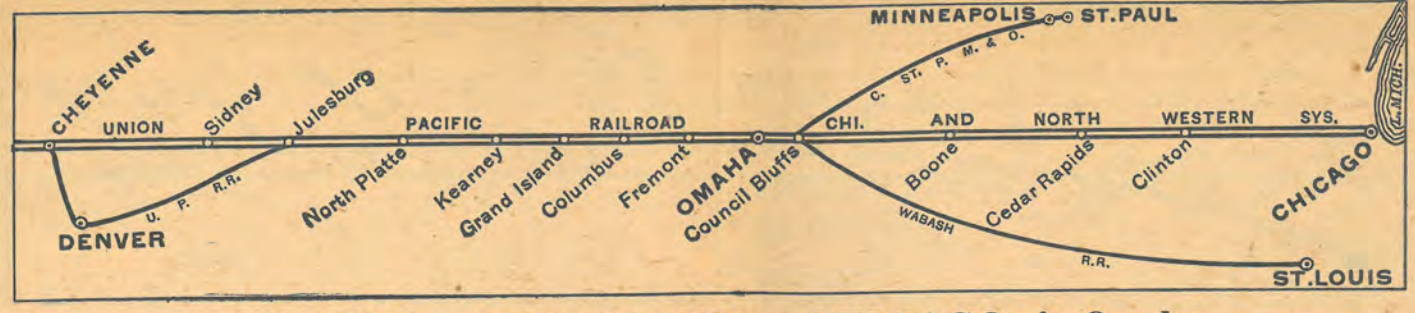
NO. 23-17-GOLD COAST-PORTLAND ROSE-DAILY. C. & N.W. No. 23 to Omaha; U. P. No. 23 to Green River; No. 17 to Portland.

NO. 11-IDAHOAN-DAILY. No. 11 Omaha to Portland; No. 459 to Seattle.

NO. 27-11-35-SAN FRAN. OVERLAND-YELSTONE SPECIAL-DAILY THROUGH CARS FROM CHICAGO JUNE 19 TO SEPT. 9.

Footnotes for Page 12. Includes notes about lounge cars, baggage handling, and seasonal train operations.

☼ These lounge cars are for the exclusive use of sleeping car passengers. The City of Portland, the Gold Coast and the San Francisco Overland have lounge cars for coach passengers.



SEATTLE and PORTLAND to CHICAGO via Omaha

Table C Condensed Schedules All Trains Daily. Includes routes for Union Pacific, Streamliner City of Portland, and Portland Rose Coast.

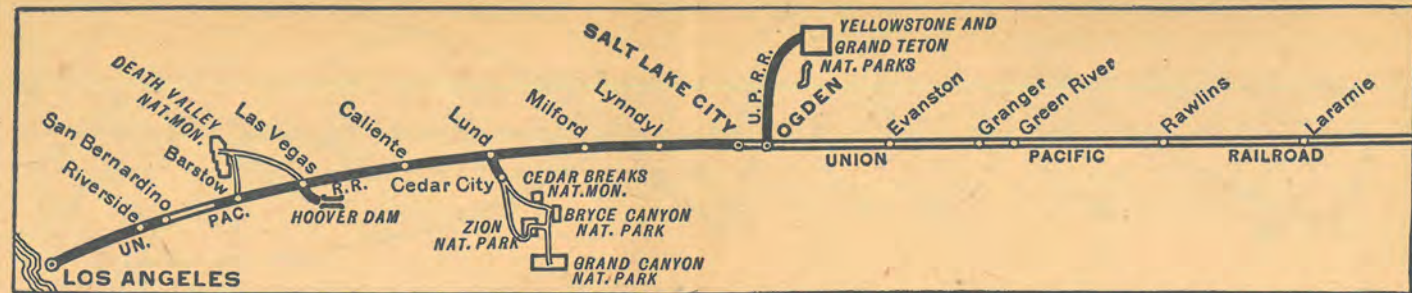
[NO EXTRA FARES ON UNION PACIFIC RAILROAD] Equipment for Page 13. NO. 106-Streamliner CITY OF PORTLAND-Daily.

NO. 13-24-PORTLAND ROSE-GOLD COAST-DAILY. No. 18 to Green River; No. 24 to Chicago; C. & N.W. east of Omaha.

NO. 12-IDAHOAN-DAILY. No. 402 to Portland; No. 12 to Omaha.

NO. 36-12-28-YELSTONE SPECIAL-SAN FRAN. OVERLAND-DAILY THROUGH CARS FROM WEST YELLOWSTONE JUNE 21 TO SEPT. 11.

Footnotes for Page 13. Includes notes about lounge cars, baggage handling, and seasonal train operations.



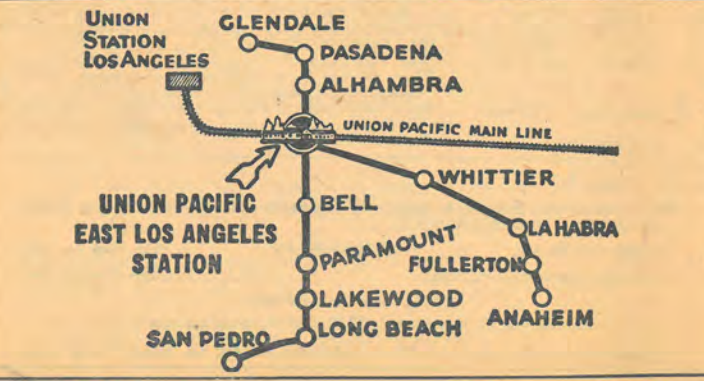
ST. LOUIS and KANSAS CITY to LOS ANGELES via Denver

Table D
Condensed Schedules
All Trains Daily

Example	Streamliner City of St. Louis 9	Portland Rose-Pony Express 17-37	Utah Parks Service (Summer) 9-30/9 Δ
Lv St. Louis (Wab.) (C.S.T.)	4.00 SUN	11.40 SUN	4.00 SUN
Ar Kansas City	9.00 SUN	7.25 MON	9.00 SUN
Lv Kansas City (U.P.)	9.30 SUN	8.30 MON	9.30 SUN
Ar Lawrence	10.00 " "	9.00 " "	10.00 " "
Ar Topeka	10.37 " "	9.38 " "	10.37 " "
Ar Manhattan	11.30 " "	10.33 " "	11.30 " "
Ar Junction City	11.59 " "	11.02 " "	11.59 " "
Ar Sallina	12.49 " "	11.54 " "	12.49 " "
Ar Ellis (C.S.T.)	3.00 " "	2.01 " "	3.00 " "
Lv Ellis (M.S.T.)	2.09 " "	1.10 " "	2.09 " "
Ar Oakley	3.20 " "	2.23 " "	3.20 " "
Lv Denver	7.55 " "	7.00 " "	7.55 " "
Ar Denver	8.30 " "	7.35 " "	8.25 " "
Ar La Salle	9.35 " "		
Ar Cheyenne	11.05 " "		
Ar Cheyenne	Out-off	Via	Out-off
Lv Laramie	11.45 MON	10.55 MON	11.45 MON
Ar Rawlins	1.44 " "	1.05 TUE	1.44 " "
Ar Green River	4.40 " "	3.35 " "	4.40 " "
Ar Evanston	6.45 " "	5.40 " "	6.45 " "
Ar Ogden	8.35 " "	7.25 " "	8.35 " "
Lv Ogden	9.05 " "	7.55 " "	9.05 " "
Lv Salt Lake City	10.00 " "	8.45 " "	10.00 MON
Lv Salt Lake City	10.30 MON	9.45 " "	11.00 MON
Ar Milford	2.10 TUE	2.25 " "	4.15 TUE
Ar Lund		3.10 TUE	5.00 " "
Ar Cedar City	4.15 MON	4.30 TUE	6.30 TUE
Lv Cedar City	10.45 MON	2.00 TUE	9.00 MON
Lv Lund		3.10 TUE	3.00 TUE
Ar Callente (M.S.T.)	5.08 " "	5.25 " "	5.08 " "
Ar Las Vegas (P.S.T.)	7.05 " "	7.45 " "	7.05 " "
Lv Las Vegas	7.20 " "	8.15 TUE	7.20 " "
Ar Barstow	11.08 " "	1.15 WED	11.08 " "
Ar San Bernardino	1.10 " "	3.30 " "	1.10 " "
Ar Riverside	1.40 " "	4.15 " "	1.40 " "
Ar East Los Angeles	2.50 " "	6.25 " "	2.50 " "
Ar Los Angeles (P.S.T.)	3.15 TUE	7.00 WED	3.15 TUE
Ar Alhambra	3.15 TUE	6.50 WED	3.15 TUE
Ar Pasadena	3.30 " "	7.05 " "	3.30 " "
Ar Glendale (City)	3.55 TUE	7.25 WED	3.55 TUE
Ar Anaheim	4.00 TUE	7.35 WED	4.00 TUE
Ar Long Beach	3.45 TUE	7.20 WED	3.45 TUE
Ar San Pedro (P.S.T.)	4.15 TUE	7.45 WED	4.15 TUE

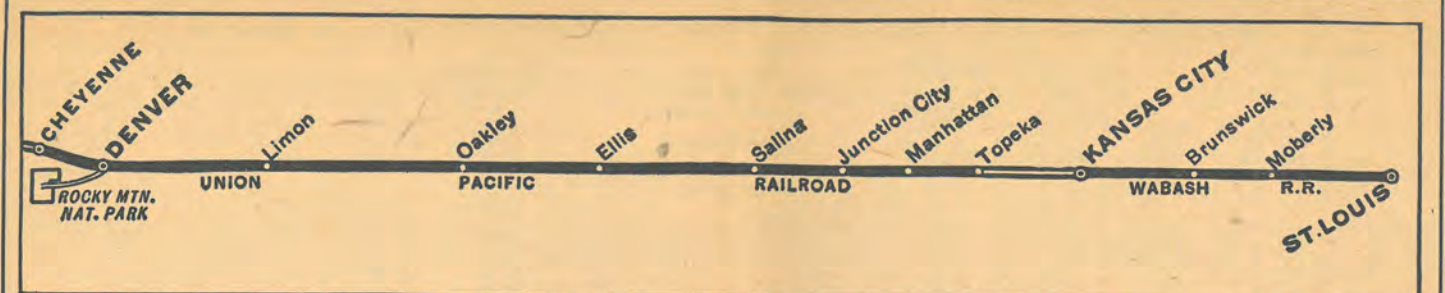
Equipment for Page 14
NO. 9—Streamliner CITY OF ST. LOUIS—DAILY
Wabash 9 to Kansas City; No. 9 to Los Angeles.
Club Lounge Car @ St. Louis to Los Angeles (Radio).
Standard Sleeping Cars St. Louis to Los Angeles—12 Rmte., 4 Double Bdrm. St. Louis to Ogden—6 Sections, 6 Roomettes, 4 Double Bedrooms (No. 27 to San Francisco).
St. Louis to Green River—6 Sections, 6 Roomettes, 4 Double Bedrooms (No. 11-459 to Seattle).
Kansas City to Denver—6 Sec., 6 Rmte., 4 Dbl. Bdrm. Green River to Los Angeles—14 Sec. (No. 11 from Omaha).
Salt Lake City to Cedar City—10 Sec., D.R., 2 Compt. (No. 309—June 12 to Sept. 9—open 8:30 p.m.).
Cedar City to Los Angeles—8 Sec., D.R., 2 Compt. (No. 310 to Milford—June 13 to Sept. 10).
St. Louis to Los Angeles.
St. Louis to Green River (No. 11 to Portland).
St. Louis to Ogden (S.P. 27 to San Francisco).
Green River to L. A. (from Minn.—St. Paul via Omaha).
Salt Lake City to Cedar City (not reserved) (No. 309—June 12 to Sept. 9).
Reclining Seat Coaches. (All Seats Reserved)
Cafe Lounge Car Denver to Los Angeles—cafe service and lounge for coach passengers.
Dining Car Club and a carte service.
NO. 17-37—PORTLAND ROSE—PONY EXPRESS—DAILY
No. 17 to Denver; No. 37 to Los Angeles
Lounge Car Service Kansas City to Los Angeles (Radio).
Standard Sleeping Cars Kansas City to Los Angeles—6 Sections, 6 Roomettes, 4 Double Bedrooms.
Denver to Ogden—10 Sections, 3 Double Bedrooms (S.P. 23 to San Francisco).
Denver to Salt Lake City—10 Sec., D.R., Compt.
Las Vegas to Los Angeles—8 Sec., D.R., 3 Dbl. Bdrms.
Ogden to Los Angeles—12 Roomettes, 4 Double Bedrooms (No. 23 from Chicago).
Reclining Seat Coaches Kansas City to Los Angeles.
Denver to Los Angeles.
Denver to Ogden (S. P. 23 to San Francisco).
Dining Car Service Budget priced meals and a carte.

Footnotes for Page 14
Δ See Table 4, page 31, for condensed schedule of all service to the Utah-Ariz. Parks from the East and from Los Ang. (C.T.) Central time. (M.T.) Mountain time. (P.T.) Pacific time.
⊙ This club lounge car is for the exclusive use of sleeping car passengers.
(f) Stops only on signal. ⊙ Gateway to Utah-Arizona National Parks.
* Motor Bus between Lund and Cedar City. ⊙ Conditional stop: see Table 24 or 30.
♦ Motor bus connections with main line trains at East Los Angeles. See tables 7, 8 and 9 for complete information on bus schedules to and from East Los Angeles.



Union Pacific Motor Coach Service TO AND FROM EAST LOS ANGELES, CALIF.

- The Union Pacific maintains a passenger station at East Los Angeles, from which it operates motor coaches direct to Glendale, Pasadena, Alhambra, San Pedro, Long Beach, Anaheim, Fullerton, La Habra, Whittier and intermediate points. See Tables 7, 8 and 9 on page 31 for local schedules of all motor coaches.
- Passengers ticketed for those places may leave train at East Los Angeles where waiting motor coaches will take them direct to destination without extra charge. Baggage too, can be checked through to any of those places. These motor coaches also deliver eastbound passengers to the East Los Angeles station.



LOS ANGELES to KANSAS CITY and ST. LOUIS via Denver

Table D
Condensed Schedules
All Trains Daily

Example	Streamliner City of St. Louis 10	Pony Express-Portland Rose 38-18	Utah Parks Service (Summer) 10-30/9 Δ
Lv San Pedro (P.S.T.)	8.50 SUN	5.20 SUN	8.50 SUN
Lv Long Beach	9.25 SUN	5.55 SUN	9.25 SUN
Lv Anaheim	9.20 SUN	5.50 SUN	9.20 SUN
Lv Glendale (City)	9.25 SUN	5.55 SUN	9.25 SUN
Lv Pasadena	9.50 " "	6.20 " "	9.50 " "
Lv Alhambra	10.05 SUN	6.35 SUN	10.05 SUN
Lv Los Angeles (P.S.T.)	10.30 SUN	7.00 SUN	10.30 SUN
Ar East Los Angeles	10.50 " "	7.25 " "	10.50 " "
Ar Riverside	11.55 " "	8.55 " "	11.55 " "
Ar San Bernardino	12.20 " "	9.35 " "	12.20 " "
Ar Barstow	2.25 " "	11.55 SUN	2.25 " "
Ar Las Vegas (P.S.T.)	6.30 " "	5.30 MON	6.30 " "
Lv Callente (M.S.T.)	10.15 SUN	9.30 " "	10.15 SUN
Ar Lund	12.05 MON	11.40 MON	12.05 MON
Ar Cedar City	4.15 MON	12.45 MON	6.30 MON
Lv Cedar City	10.45 SUN	10.15 MON	9.00 SUN
Lv Lund	12.05 MON	11.40 MON	10.25 SUN
Ar Milford	12.50 " "	12.35 " "	11.50 SUN
Ar Salt Lake City	4.45 " "	5.00 " "	4.30 MON
Ar Ogden	5.05 " "	5.30 " "	5.05 " "
Lv Ogden	6.50 " "	6.25 " "	6.05 " "
Ar Evanston	6.50 " "	7.00 " "	6.50 " "
Ar Green River	8.34 " "	8.47 " "	8.34 " "
Ar Rawlins	10.45 " "	11.00 MON	10.45 " "
Ar Laramie	1.05 " "	1.40 TUE	1.05 " "
Ar Cheyenne	2.58 MON	4.00 TUE	2.58 MON
Ar Cheyenne	Runs Via	Runs Via	Runs Via
Ar La Salle	2.45	4.00	2.45
Ar Denver	4.15	4.00	4.15
Lv Denver	6.20 MON	7.45 TUE	6.20 MON
Ar Oakley	6.50 " "	9.00 " "	6.50 " "
Ar Ellis (M.S.T.)	11.01 MON	1.34 " "	11.01 MON
Lv Ellis (C.S.T.)	12.12 TUE	2.55 " "	12.12 TUE
Ar Sallina	1.21 " "	4.05 " "	1.21 " "
Ar Junction City	3.23 " "	6.25 " "	3.23 " "
Ar Manhattan	4.32 " "	7.30 " "	4.32 " "
Ar Topeka	5.03 " "	7.55 " "	5.03 " "
Ar Lawrence	5.53 " "	8.55 " "	5.53 " "
Ar Kansas City	7.15 TUE	10.30 TUE	7.15 TUE
Lv Kansas City (Wabash)	7.30 TUE	11.59 TUE	7.30 TUE
Ar St. Louis (C.T.)	12.28 TUE	7.35 WED	12.28 TUE

Equipment for Page 15
NO. 10—Streamliner CITY OF ST. LOUIS—DAILY
No. 10 to Kansas City; Wabash 10 to St. Louis.
Club Lounge Car @ Los Angeles to St. Louis (Radio).
Standard Sleeping Cars Los Angeles to St. Louis—12 Rmte., 4 Dbl. Bdrm. Los Angeles to Green River—14 Sec. (No. 12 to Omaha).
Los Angeles to Salt Lake City—6 Sec., 6 Roomettes, 4 Double Bedrooms, (Nos. 33-17-20 thru to Spokane).
Los Angeles to Cedar City—8 Sec., D.R., 2 Compt. (No. 309 from Milford—June 12 to Sept. 9).
Cedar City to Salt Lake City—10 Sec., D.R., 2 Compt. (No. 310—June 13 to Sept. 10—occupancy 7:30 a.m.).
Ogden to St. Louis—6 Sections, 6 Roomettes, 4 Double Bedrooms (No. 28 from San Francisco).
Green River to St. Louis—6 Sections, 6 Roomettes, 4 Double Bedrooms (No. 402-12 from Seattle).
Denver to Kansas City—6 Sections, 6 Roomettes, 4 Double Bedrooms.
Los Angeles to St. Louis.
Green River to St. Louis (No. 12 from Portland).
Ogden to St. Louis (S.P. 28 from San Francisco).
Los Angeles to Green River (for Omaha and St. Paul—Minneapolis).
Cedar City to Salt Lake City (not reserved) (No. 310—June 13 to Sept. 10).
Cafe Lounge Car Los Angeles to Denver—cafe service and lounge for coach passengers.
Dining Car Club and a carte service.
NO. 38-18—PONY EXPRESS—PORTLAND ROSE—DAILY
No. 38 to Denver; No. 18 to Kansas City
Lounge Car Service Los Angeles to Kansas City (Radio).
Standard Sleeping Cars Salt Lake City to Denver—10 Sections, D.R., Compt. Los Angeles to Kansas City—6 Sec., 6 Rmte., 4 Dbl. Bdrm.
Los Angeles to Ogden—12 Roomettes, 4 Double Bedrooms (No. 24 to Chicago).
Los Angeles to Las Vegas—8 Sec., D.R., 3 Dbl. Bdrms.
Ogden to Denver—10 Sections, 3 Double Bedrooms (S.P. 24 from San Francisco).
Denver to Kansas City—6 Sec., 6 Rmte., 4 Dbl. Bedrooms (No. 18 through from Portland).
Reclining Seat Coaches Los Angeles to Denver.
Los Angeles to Kansas City.
Ogden to Kansas City (S.P. 24 from San Francisco).
Dining Car Service Budget priced meals and a carte.

Footnotes for Page 15
Δ See Table 4, page 31, for condensed schedule of all service to the Utah-Arizona Parks from the East and from Los Angeles.
⊙ This club lounge car is for the exclusive use of sleeping car passengers.
(f) Stops only on signal. ⊙ Conditional stop: see Table 24.
* Motor bus connections with main line trains at East Los Angeles. See tables 7, 8 and 9 for complete information on bus schedules to and from East Los Angeles.
(C.T.) Central time. (M.T.) Mountain time. (P.T.) Pacific time.
Time from 12.01 midnight to 12.00 noon shown in light face type.
Time from 12.01 noon to 12.00 midnight shown in heavy face type.

When you travel on the UNION PACIFIC use the RAIL-AUTO PLAN... Have a new car to drive at your destination!

● A Union Pacific ticket agent will gladly reserve a car when you buy your railroad ticket.
● The cost is low, and five or six can ride for the one price. Gas, oil and proper insurance furnished.
● A fine new car from Hertz will be waiting at your destination to drive as your own, as long as you need it.
● Your car will meet you, if requested, or just take a cab to the convenient Hertz station.

For business or pleasure . . . for convenience unsurpassed . . . ride the Union Pacific . . . and have a car from **HERTZ** at your destination.

ST. LOUIS—KANSAS CITY—SAN FRANCISCO via Denver

Table E Condensed Schedules All Trains Daily. Includes routes for Wabash, Kansas City Union Pacific, and Southern Pacific with departure and arrival times for various stations.

Equipment for Page 16

NO. 9-27—Streamliner—CITY OF ST. LOUIS—SAN FRANCISCO OVERLAND—DAILY

Wabash No. 9 to Kansas City; No. 9 to Ogden; S. P. No. 27 to San Francisco. Club Lounge Service... Standard Sleeping Cars... Reclining Seat Coaches... Cafe Lounge Car... Dining Car...

NO. 17-37-23—PORTLAND ROSE—PONY EXP.—GOLD COAST—DAILY

No. 17 to Denver; No. 37 to Ogden; S. P. 23 to San Francisco. Club Lounge Service... Standard Sleeping Cars... Reclining Seat Coach... Dining Car...

NO. 28-10—SAN FRANCISCO OVERLAND—Streamliner CITY OF ST. LOUIS—DAILY

S. P. No. 28 to Ogden; No. 10 to Kansas City; Wabash No. 10 to St. Louis. Club Lounge Service... Standard Sleeping Cars... Reclining Seat Coaches... Cafe Lounge Car... Dining Car...

NO. 24-38-18—GOLD COAST—PONY EXP.—PORTLAND ROSE—DAILY

S. P. No. 24 to Ogden; No. 38 to Denver; No. 18 to Kansas City. Club Lounge Service... Standard Sleeping Cars... Reclining Seat Coach... Dining Car...

Footnotes for Page 16

These lounge cars are for the exclusive use of sleeping car passengers. Conditional stop; see table 24. On the S.P. this train handles checked baggage only for Oakland or beyond.

(C.S.T.) Central standard time, (M.S.T.) Mountain standard time, (P.S.T.) Pacific standard time. Time from 12.01 midnight to 12.00 noon shown in light face type. Time from 12.01 noon to 12.00 midnight shown in heavy face type.

ST. LOUIS—KANSAS CITY—PORTLAND—SEATTLE via Denver

Table F Condensed Schedules All Trains Daily. Includes routes for St. Louis (Wabash), Kansas City, and various Pacific Northwest destinations with departure and arrival times.

Equipment for Page 17

NO. 9-11—Streamliner CITY OF ST. LOUIS—IDAHOAN—DAILY

Wabash 9 to Kansas City; 9 to Green River; 11 to Portland; 459 to Seattle. Club Lounge Service... Standard Sleeping Cars... Reclining Seat Coaches... Coach Lounge Car... Dining Car...

NO. 17—PORTLAND ROSE—DAILY

Kansas City to Portland (Radio). Standard Sleeping Cars... Reclining Seat Coaches... Dining Car...

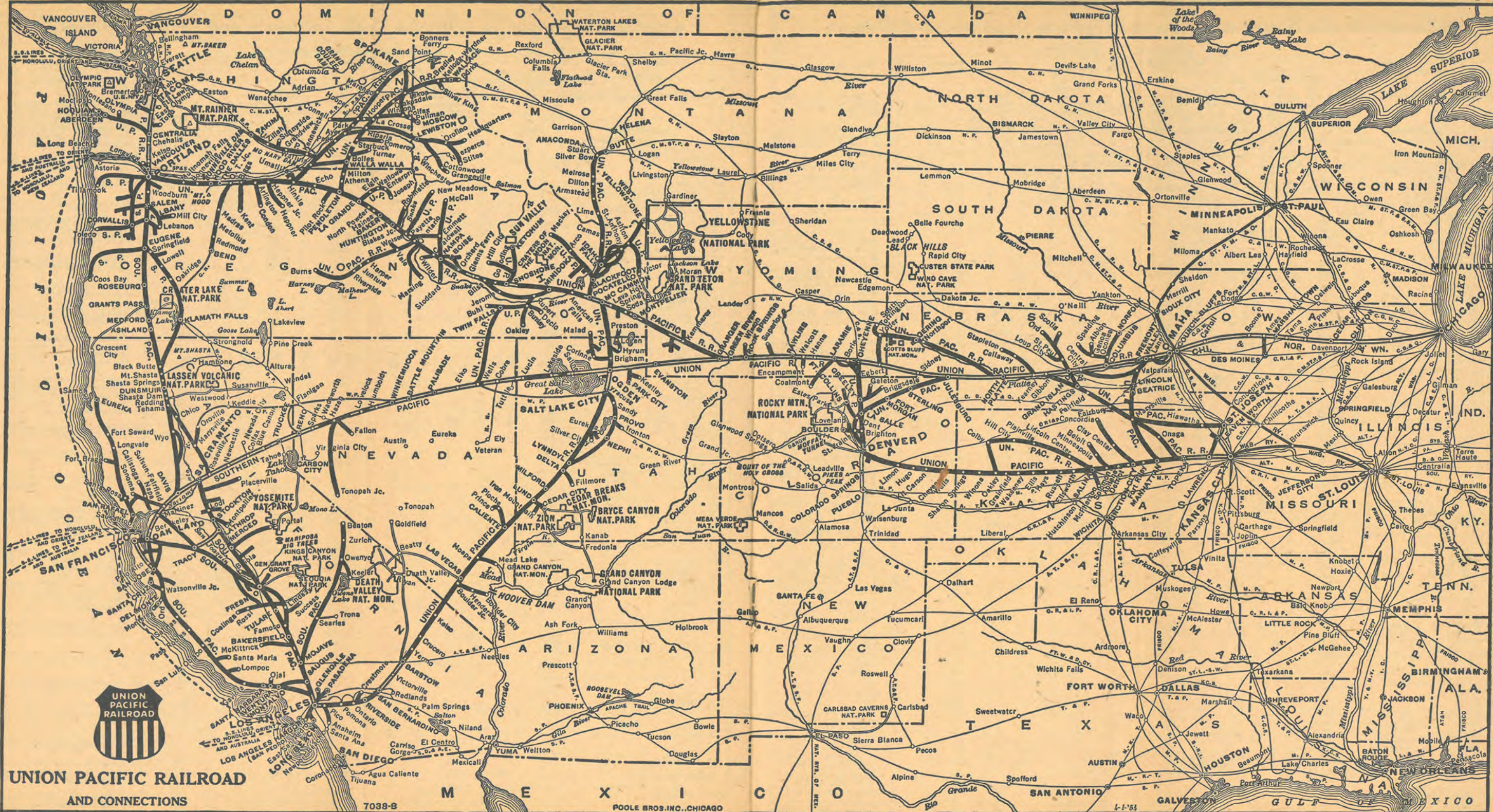
NO. 12-10—IDAHOAN—Streamliner CITY OF ST. LOUIS—DAILY

402 to Portland; 12 to Green River; 10 to Kansas City; Wab. 10 to St. Louis. Club Lounge Service... Standard Sleeping Cars... Reclining Seat Coaches... Coach Lounge Car... Dining Car...

Footnotes for Page 17

Conditional stop; see Table 24. These lounge cars are for the exclusive use of sleeping car passengers. Daily train No. 459. Daily train No. 457. Daily train No. 458. Daily train No. 402.

Motor Bus. This service is provided passengers arriving or departing Shoshone and holding through rail tickets to and from Sun Valley or Ketchum, Idaho. West Yellowstone, Montana, is gateway to Yellowstone National Park. Service during summer season only, June 21 through September 11.



UNION PACIFIC RAILROAD
AND CONNECTIONS

7038-B

POOLE BROS. INC. CHICAGO

L-1-53

California, Pacific Northwest, Utah and Colorado to Omaha and Chicago

California, Pacific Northwest, Utah and Colorado to Omaha and Chicago

Table No. 2 The Overland Route EASTBOUND—Read Down. Columns include Stream-line City of San Fran. 102, City of Los Ang. 104, City of Portland 106, The Challenger Stream-line 108, San Francisco Overland 28, Gold Coast 24, Mail and Express 6, Pony Express 38, Stream-line City of St. Louis 10, Idahoan 12, Portland Rose 18, Mixed 226 Ex.Sun. Rows list routes from San Francisco to Chicago, including stops like Los Angeles, Ogden, Salt Lake City, and Denver.

Footnotes for Table 2. Carries only coaches for passengers; no dining car or sleeping car. See page 42 for motor bus connections with U. P. trains at Fremont, Columbus and Grand Island. Limited handling of checked baggage on this train; consult agent.

Table No. 2 (Continued) The Overland Route EASTBOUND—Read Down. Columns include Stream-line City of San Fran. 102, City of Los Ang. 104, City of Portland 106, Challenger Stream-line 108, San Francisco Overland 28, Gold Coast 24, Mail and Express 6, Idahoan 12, Stream-line City of Denver 112, Nat'l Parks Special 86-12, North Platte Valley Express Mixed 354-94. Rows list routes from Denver to Omaha and Chicago, including stops like Julesburg, Grand Island, and Council Bluffs.

There Are No Extra Fares on the UNION PACIFIC RAILROAD

NOTE □—There is bus service between Kimball and Gering, Harrisburg and Scottsbluff, Nebr. On arrival Kimball consult local bus agent about schedules.

Independent Tours

Union Pacific—North Western Department of Tours is offering California Independent Tours of three, four or five days duration in Los Angeles or San Francisco. Included in the cost is railroad fare, taxicab transfers from railroad stations to hotels and return, a choice of three hotels at either city (reservations guaranteed in advance), and selected sightseeing trips. Meals are not included.

This is an excellent opportunity for independent travelers. Consult any Union Pacific or C&NW travel representative.

Write Union Pacific Railroad, Dept. T T, Omaha 2, Nebr., for

FREE COPY

of Union Pacific folder map showing military camps, bases, air bases—in handy pocket size.

Name _____ Street _____ City _____

For equipment, see pages 6 to 23, inclusive

For equipment, see pages 6 to 23 inclusive.

For explanation of reference marks see page 28.

Between St. Louis, Kansas City, Topeka, Salina and Denver

Table No. 24 The Overland Route. Table No. 25 Kansas City - Junction City - Concordia. Table No. 26 Kansas City - Salina - Solomon - Beloit. Table No. 27 Kansas City - Salina - McPherson. Table No. 28 Kansas City - Salina - Plainville - Oakley. Table No. 32 Ogdon - Echo - Coalville - Park City. Table No. 33 Laramie - Centennial - Coalmont. Table No. 34 Walcott - Saratoga - Encampment.

For equipment see pages 3 to 23, inclusive. For explanation of reference marks see, page 37.

Between Denver, Cheyenne and Salt Lake City

Table No. 30 The Overland Route (Mountain Standard Time). WESTBOUND-Read Down. EASTBOUND-Read Up. Includes routes through Denver, Cheyenne, and Salt Lake City.

Distance between Denver and Salt Lake City via Borie is 613 miles; via Cheyenne is 625 miles.

Between Ogden and Salt Lake City

Table No. 31 (Mountain Time). Routes between Ogden and Salt Lake City.

Table No. 32 Ogdon - Echo - Coalville - Park City. Table No. 33 Laramie - Centennial - Coalmont. Table No. 34 Walcott - Saratoga - Encampment.

Footnotes for Pages 36 and 37

NOTE - See table 20 for detail schedules to Pacific Northwest. Streamliner trains; see pages 24 and 29. (f) Stops on signal. NOTE - See table 14 for detail schedules to San Francisco. NOTE - See table 3 for detail schedules to Los Angeles. Via cut-off; not via Cheyenne. Daily. Daily except Sunday. Continental Bus System-rail tickets honored. Mixed train. Bus service also available to and from this station. Consult Agent for details. Overland Greyhound Bus Lines-connections with streamliners west-bound or eastbound at Cheyenne-rail tickets honored. Local freight; limited space, hand baggage only; caboose for passengers. J Stops to let off paying passengers from Granger or beyond. K Irregular mixed service; consult agent. L Stops to take paying passengers for Denver and beyond; also to let off from St. Louis and beyond. M Stops to take on paying passengers for east of Julesburg. N Stops to let off paying passengers from Kansas City or beyond; also to take for Denver or beyond. O Stops to let off paying passengers from Denver or beyond; also to take for Kansas City or beyond. P Stops to let off paying passengers from points on the Solomon-Beloit branch; also to take for Denver and beyond. R Stops to let off paying passengers from beyond Pocatello. S Stops to let off paying passengers from Denver and beyond; also to take for St. Louis and beyond. T Stops to let off paying passengers from Denver and beyond; also to take for Salina and east thereof where train is scheduled to stop. V Stops to let off paying passengers from Cheyenne and beyond. W Conditional stop; see tables 1 and 2. X Stops to let off paying passengers from Denver and beyond; also to take for Topeka, and for Kansas City and beyond. Z Stops to let off paying passengers from east of Denver; also to take for Laramie or scheduled stops beyond.

For equipment, see pages 6 to 23, inclusive.

Between Salt Lake City, Ogden, Pocatello, West Yellowstone and Butte

Main schedule table for the Overland Route, including sections for WESTBOUND-Read Down and EASTBOUND-Read Up, with various station names and times.

Footnotes for Page 38

Footnotes detailing symbols used in the schedule, such as * Daily, (f) Stops only on signal, and † Daily except Sunday.

Union Pacific Branch Lines

Large schedule table for Union Pacific Branch Lines, containing multiple tables (Table No. 42, 45, 46, 47, 48, 49, 50, 52, 53, 54) for routes including Omaha, Central City, Kansas City, St. Joseph, and Manhattan.

Footnotes for Page 39 detailing symbols used in the schedule, including * Daily, † Daily except Sunday, and B Sundays, Wednesdays and Fridays only.

Union Pacific Branch Lines

Blackfoot — Aberdeen — Mackay. Table No. 56. Mixed 409, 421, 410. Times for Blackfoot, Aberdeen Jct., Rockford, etc.

Minidoka — Rupert — Bliss. Table No. 61. Mixed 49, 422, 410. Times for Minidoka, Acequia, Rupert, etc.

Shoshone — Ketchum — Sun Valley. Table No. 69. Mixed 441, 442. Times for Shoshone, Richfield, Picabo, etc.

Idaho Falls — Orvin — St. Anthony. Table No. 57. Mixed 491. Times for Idaho Falls, Orvin, Lincoln, etc.

Burley — Declo. Table No. 62. Mixed 459, 460. Times for Burley, Declo, Vale, etc.

Ontario — Vale and Brogan Vale — Crane and Burns. Table No. 70. Mixed 459, 460. Times for Ontario, Vale, Brogan, etc.

Idaho Falls — Ucon — St. Anthony. Table No. 58. Mixed 492. Times for Idaho Falls, Ucon, Grant, etc.

Nyssa — Homedale — Marsing. Table No. 64. Mixed 459, 460. Times for Nyssa, Homedale, Marsing, etc.

Richfield — Hill City. Table No. 65. Mixed 459, 460. Times for Richfield, Hill City, Rawson, etc.

Minidoka — Twin Falls — Buhl — Wells. Table No. 60. Mixed 439, 440-50. Times for Minidoka, Twin Falls, Buhl, etc.

Boise — Nampa — Emmett — McCall. Table No. 67. Mixed 485, 486-12. Times for Boise, Nampa, Emmett, etc.

Payette — Emmett. Table No. 71. Mixed 483, 484. Times for Payette, Emmett, Fruitland, etc.

Caldwell — Wilder. Table No. 68. Mixed 439, 440. Times for Caldwell, Wilder, Greenleaf, etc.

Portland — La Grande — Joseph. Table No. 72. Mixed 439, 440. Times for Portland, La Grande, Joseph, etc.

Weiser — New Meadows. Table No. 73. Mixed 439, 440. Times for Weiser, New Meadows, Presley, etc.

Union Pacific Branch Lines

Portland and Spokane Short Line. See Page 42 for supplemental bus service. Rail tickets honored. Table No. 74. Times for Portland, Hood River, The Dalles, etc.

Portland — Ayer — Lewiston. See Page 42 for supplemental bus service. Rail tickets honored. Table No. 77. Times for Portland, Ayer, Lewiston, etc.

Denver — Hinkle — Yakima. See Page 42 for supplemental bus service. Rail tickets honored. Table No. 78. Times for Denver, Hinkle, Yakima, etc.

Portland — Hinkle — Walla Walla. See Page 42 for supplemental bus service. Rail tickets honored. Table No. 75. Times for Portland, Hinkle, Walla Walla, etc.

Spokane — Tekoa — Wallace. Table No. 79. Times for Spokane, Tekoa, Wallace, etc.

Portland — Pullman — Moscow. See Page 42 for supplemental bus service. Rail tickets honored. Table No. 76. Times for Portland, Pullman, Moscow, etc.

Footnotes for Page 41. * Daily. (f) Stops only on signal. A Passengers to or from Sunnyside are handled via Grandview on Northwest Greyhound Bus Line.

One careless match...Yours?



Remember—Only you can PREVENT FOREST FIRES!

PULLMAN SLEEPING CAR RATES

(Transportation Tax not included)

These fares compiled from current Tariffs as of Sept. 15, 1954 for information only. Not to be used for selling purposes. Subject to change without notice. See Page 49 for Rates for Upper Berths, Drawing Rooms, Compartments, Bedrooms, Roomettes, etc. Based on Applicable Lower Berth.

Table of Pullman sleeping car rates with columns for various cities (Chicago, St. Paul, Co. Bluffs, St. Louis, Kansas City, Denver, Salt Lake City, Butte, Portland, Seattle Tacoma, Los Angeles, San Francisco) and rows for different berth types (Lower Standard Berth, etc.)

Lower Standard Berth Rate Between Las Vegas, Nevada and Cedar City, Utah, \$5.00

Lower Standard Berth Rate to Los Angeles and Las Vegas from points shown, quoted via Pocatello, Idaho and Salt Lake City, Utah.

Table showing rates between various cities: Ayer, Wash. and Los Angeles; Cheney, Wash. and Los Angeles; La Grande, Ore. and Los Angeles; etc.

Table showing rates between various cities: Ayer, Wash. and Las Vegas, Nev.; La Grande, Ore. and Las Vegas, Nev.; Pendleton, Ore. and Las Vegas, Nev.; etc.

- (A) Via Salt Lake City and Pocatello.
(B) From Tacoma, lower standard berth, \$8.65.
(C) Via Southern Pacific Company and Portland.
(D) Also applies via Ogden.
(E) Via Southern Pacific Company and Portland.
(F) Via Southern Pacific Company and Portland.
(G) Via Los Angeles.
(H) Via Southern Pacific Company and Portland.
(I) From Tacoma, lower standard berth, \$10.95.
(J) Via Southern Pacific Company.
(K) From Tacoma, lower standard berth, \$8.90.
(L) From Tacoma, lower standard berth, \$5.00.
(M) Via Direct Lines.
(N) From Tacoma, lower standard berth \$9.95.
Berth rates to and from Cheyenne, Denver and west apply via Omaha or via Kansas City.

Rates effective and service available only during Park Summer Season.

Bedroom Rates: Bedrooms are available on most Union Pacific trains, including the Streamliner trains. See equipment pages 8 to 23 inclusive. Double bedrooms have upper and lower berths. Duplex-Single Bedrooms have only one berth. (See table on opposite page). When occupied by one person, only one rail ticket required.

Exclusive Space Occupancy by One Person: One and one-fourth railroad tickets must be purchased for exclusive use of drawing-room; one and one-tenth tickets for compartment. These tickets are in addition to the regular rail and Pullman tickets. Exception: Only one rail ticket is required for use of a compartment between Chicago, Ill., and Butte, Mont., or Pendleton, Ore., and points north and west thereof (also West Yellowstone, Mont., and Victor, Idaho).

PULLMAN SEAT FARES

For Day Travel Between Various Cities and to Western Park Gateways

(Charges shown do not include Federal Tax)

Table of Pullman seat fares for various cities including Boise, Denver, Las Vegas, Kansas City, Omaha, Portland, Salt Lake City, and Shoshone.

NO EXTRA FARES on the UNION PACIFIC RAILROAD

Table of Rates for Various Accommodations in Standard Pullman Sleeping Cars Effective September 15, 1954

(Charges shown do not include Federal Tax)

Large table of rates for various accommodations including Where Lower Berth Rate is, Upper Berth Rate is, Roomette for one Person is, Duplex Single Room for one Person is, Bed Room for one Person is, Bed Room for two or more Persons is, Bed R'm Suite for two or more Persons is, Comp'm't for one Person is, Comp'm't for two or more Persons is, Drawing Room for one Person is, Drawing Room for two or more Persons is.

TRAFFIC REPRESENTATIVES . . . UNION PACIFIC RAILROAD

Here, for your convenience, is a list of Union Pacific office addresses, telephone numbers, and names of the men and women at each. If you want advice in connection with your travel plans, call the nearest

office. Someone there will gladly give you the information. These offices are at your service—for reservations, for convenient side trips, for help in changing trains or making connections.

- ABERDEEN, WASH.—3 Union Passenger Station, K and River Sts.—Phone 1018
ALHAMBRA, CALIF.—City Tkt. Office, 51 S. Garfield Ave.—Phone ATlantic 18763
ASTORIA, ORE.—438 Commercial St.—Phone 304
ATLANTA 3, Ga.—1432 Healey Building
BEND, ORE.—1054 Bond St.—Phone 63
BEVERLY HILLS, CALIF.—9571 Wilshire Blvd.—Phone CRestview 1-7167
BIRMINGHAM 3, ALA.—701 Brown-Marx Building
BOISE, IDAHO—City Ticket Office, Idaho Bldg., 212 No. 8th St.—Phone 3-6165
BOSTON 8, MASS.—208 Old South Bldg., 294 Washington St.—General Agent
BREMERTON, WASH.—Consolidated Ticket Office, 228 First St.—Phone 782
BUTTE, MONT.—609 Metals Bank Bldg., 8 West Park Street—Phone 22389
CEDAR CITY, UTAH—Union Pacific Station—Phone 95
CHEYENNE, WYO.—City Ticket Office, 120 W. 16th St.—Phone 4-4421
CHICAGO 3, ILL.—11 South LaSalle Street at Madison—Traffic Manager
CHICAGO 3, ILL.—City Ticket Office, One So. LaSalle Street—General Passenger Agent
CINCINNATI 2, OHIO—303 Dixie Term. Bldg., 4th & Walnut Sts.—Phone MAn 0144
CLEVELAND 13, OHIO—1407 Terminal Tower, 50 Public Square—General Agent
COUNCIL BLUFFS, IA.—Union Pacific Transfer Depot—Phone 6154
DALLAS 1, TEXAS—2108 Mercantile Bank Bldg.—Phone RierSide 1778
DENVER 2, COLO.—City Ticket Office, 535 17th Street—Phone KEystone 4141
DETROIT 2, MICH.—612 Book Bldg., 1249 Washington Blvd.—Traffic Manager
EAST LOS ANGELES, CALIF.—5454 Ferguson Drive—Phone RAYmond 3-5821

- EUGENE, ORE.—Suite 21, Cascade Bldg., 163 East 12th Avenue Phone 5-8461
FRESNO 1, CALIF.—207 Rowell Bldg., Tulare St. & Van Ness Ave.—Phone 4-6571
GERING NEBR.—Union Pacific Station—General Agent
GLENDALE 3, CALIF.—City Ticket Office, 404 1/2 North Brand Boulevard—General Agent
HOLLYWOOD 28, CALIF.—City Ticket Office, 6702 Hollywood Blvd.—General Agent
HUNTINGTON PARK, CALIF.—City Ticket Office, 7002 Pacific Blvd.—General Agent
KANSAS CITY 6, MO.—200 Waldheim Bldg., 6 East Eleventh St.—Traffic Manager
LAS VEGAS, NEV.—Union Pacific Station—Ticket Agent
LEWISTON, IDAHO—Room 7, Union Depot—General Agent
LINCOLN 8, NEBR.—City Ticket Office, 234 So. 13th St.—Phone 8-6517
LONG BEACH 2, CALIF.—City Ticket Office, 144 Pine Avenue—Phone 7-2931
LONGVIEW, WASH.—Freight Station, 7th and Hudson Sts.—Phone 818
LOS ANGELES 14, CALIF.—Union Pacific Bldg., 422 W. 6th Street—Traffic Manager
MILWAUKEE 3, WIS.—814 Warner Bldg., 212 W. Wisconsin Ave.—General Agent
MINNEAPOLIS 2, MINN.—890 Northwestern Bank Bldg., 620 Marquette Ave.—General Agent
NEW ORLEANS 12, LA.—504 National Bank of Comm. Bldg., 210 Baronne St.—General Agent
NEW YORK 20, N. Y.—626 Fifth Ave., Suite 350, Rookefeller Center—Eastern Traffic Manager
OAKLAND 12, CALIF.—215 Central Bank Bldg., 436 14th St.—General Agent
OGDEN, UTAH—City Ticket Office, Ben Lomond Hotel Bldg.—Phone 4-5533

- OMAHA 2, NEBR.—Union Pacific Building, 1416 Dodge St.—Phone JAckson 5822
PASADENA 1, CALIF.—Un. Pac. Station, 205 W. Colorado St.—Ph. SYcamore 2-4107
PHILADELPHIA 2, PA.—904 Girard Trust Bldg., Broad St. & So. Penn Sq.—General Agent
PITTSBURGH 22, PA.—1419 Oliver Bldg., Smithfield Street and Sixth Avenue—General Agent
POCATELLO, IDAHO—Union Pacific Passenger Station—Phone 268
POMONA, CALIF.—Union Pacific Passenger Station—Phone LYcoming 2-5661
PORTLAND 5, ORE.—751 Pittock Block—Phone Broadway 7771
RENO, NEV.—209 American Bldg., 131 West 2nd St.—Phone 3-4881
RIVERSIDE, CALIF.—Union Pacific Pass. Station, 7th & Vine Sts.—Phone 626
ST. JOSEPH 2, MO.—City Ticket Office, 516 Francis Street—Phone 2-5485
ST. LOUIS 1, MO.—1223 Ambassador Bldg., 411 North 7th St.—Phone CHestnut 1-7750
SACRAMENTO 14, CALIF.—217 Forum Bldg., 1107 Ninth St.—Phone GIlbert 2-1085
SALINA, KANS.—Third and Ash Streets—Phone 4631
E. A. KLIPPEL General Passenger Traffic Manager OMAHA 2, NEBR.
W. T. BURNS Vice-President, Traffic OMAHA 2, NEBR.
J. R. MacANALLY General Freight Traffic Manager OMAHA 2, NEBR.

- SALT LAKE CITY 1, UTAH—Union Pacific Bldg., 10 South Main St.—Phone 3-1544
SAN DIEGO 1, CALIF.—City Ticket Office, 320 Broadway—Phone BElmont 3-7241
SAN FRANCISCO 2, CALIF.—291 Geary Street—Phone GARfield 1-8930
SAN JOSE 13, CALIF.—206 1st Nat. Bk. Bldg., Santa Clara & 1st Sts.—General Agent
SANTA ANA, CALIF.—City Ticket Office, 305 North Main Street—General Agent
SANTA MONICA, CALIF.—City Ticket Office, 307 Santa Monica Blvd.—General Agent
SEATTLE 4, WASH.—204 Union Station, 4th Ave. & Jackson St.—Phone ELlIott 6933
SEATTLE 1, WASH.—City Ticket Office—1300 Fourth Avenue at University—General Agent
SIOUX CITY, IOWA—405 Commerce Bldg., 520 Neb. St.—Phone 5-3328
SPOKANE 4, WASH.—City Ticket Office—727 Sprague Ave. Corner Post St.—General Agent
STOCKTON 6, CALIF.—206 California Bldg., 11 So. San Joaquin St.—Phone HOward 6-8581
TACOMA 2, WASH.—City Ticket Office, 114 South Ninth St.—Phone Broadway 2275
TORONTO 1, ONT.—201-2 Canadian Pacific Bldg., 69 Yonge St.—Phone EMpire 4-7239
TULSA 3, OKLA.—823 Kennedy Bldg., 321 South Boston St.—Phone 2-9859
VICTOR, IDAHO—Union Pacific Station—Phone 521
WALLA WALLA, WASH.—1st Nat'l Bank Bldg., 2nd & Alder Sts.—Phone 30
WASHINGTON 5, D. C.—600 Shoreham Bldg., 15th and H Sts., N. W.—General Agent
WEST YELLOWSTONE, MONT.—Union Pacific Station—Phone 2291
WINSTON-SALEM 3, N. C.—632 Reynolds Bldg., 4th and Main Sts.—Phone 2-4881
YAKIMA, WASH.—Union Pacific Building, 104 W. Yakima Ave.—Phone 4181

From Office . . . or Home
TELEPHONE YOUR TRANSPORTATION REQUIREMENTS
Passenger or Freight representatives in your nearest Union Pacific office are eager to help you.

THE

Challenger

STREAMLINER



**COACH SEATS DESIGNED FOR
RESTFUL DAY AND NIGHT TRAVEL
BETWEEN**

CHICAGO·LOS ANGELES



Go the money-saving way, in comfort, to and from beautiful Southern California. The Challenger's reserved Coach seats were designed for day and night travel. Adjustable, reclining backs and padded leg-rests. And now—another Union Pacific innovation—adjustable head-rests. Plenty of room, plenty of comfort. You can stretch out and sink into sound sleep.

Other Challenger Streamliner features: freshly prepared low-cost meals. Example—a complete dinner for \$1.00. An inviting Lounge car offers relaxation and refreshments.

Pullman space also available. Ride the Challenger for fast, fine service at *no extra fare!*

UNION PACIFIC RAILROAD